

Haworth Pricing Surcharge

A non-discountable 1.75% of list price surcharge will be applied to all orders placed after April 07, 2025

X Series

North America Price List – June 2025

Based upon February 2025 Haworth Pricing



Electronic Update Page – X Series Price List

- The table below lists all of the updates and addendums added to this price list since the original version was created.
- All **Update** pages will replace the existing pages within the document.
- All **New** pages will be placed at the back of the document.

Link	Date	Pages	Description
Click Here	April 2025	All Price List Pages	Update – Pricing Surcharge – effective April 7, 2025 all future orders will have a non-discountable 1.75% of list price surcharge added.



This Haworth North American price book contains US list prices.

Canadian customers can convert the US list price into their Canadian equivalent by going to www.Haworth.com/Canada to find the current Canadian multipliers. These multiplier factors allow you to convert the US list price into a Canadian list price.

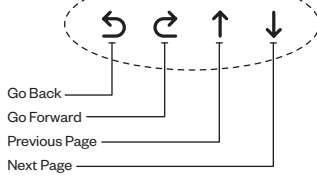
Haworth Price List Overview

Tips for Using Haworth Price Lists

The following overview explains how information is organized within the X Series® price list.

Navigation Links

Use the links to jump back and forth to relevant pages.



Modular Lower Storage
2H Slim Pedestal - Attached

Personal Drawer/Open

Features

- Available in 18" and 24" depth pedestal and pedestal with pedestal, with mounting glides with T-LOCK™ adjustment cap.
- Available in 18" and 24" depth pedestal and pedestal with pedestal, with mounting glides with T-LOCK™ adjustment cap.
- Top is provided for pedestal configuration up to pedestal mounted configurations.
- Drawer slides are fully adjustable.
- Drawer has 22" adjuster for pedestal loading slides.
- Drawer comes with full front edge.
- Available for use in any setting.
- Load capacity: 100 lbs. (45 kg).

Specification Tips

For full options, refer to Link Program section of the Accessories Price List.

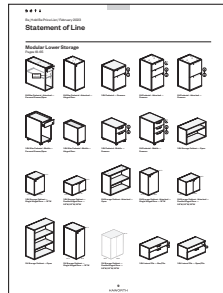
To Order, Specify:

- Link Option
- Link Color
- Link Material
- Link Finish
- Link Hardware
- Link Mounting
- Link Spacing
- Link Type
- Link Width
- Link Depth
- Link Height
- Link Length
- Link Width
- Link Depth
- Link Height
- Link Length


Height	Depth	Width	Number	Case Grade A Front Grade		Case Grade B Front Grade	
				A	B	A	B
24" (610mm)	18" (457mm)	18" (457mm)	10	805.00	810.00	805.00	810.00
24" (610mm)	18" (457mm)	24" (610mm)	10	805.00	810.00	805.00	810.00
24" (610mm)	24" (610mm)	18" (457mm)	10	805.00	810.00	805.00	810.00
24" (610mm)	24" (610mm)	24" (610mm)	10	805.00	810.00	805.00	810.00

Haworth Price Books are organized into the following sections:

Price List Section




Statement of Line
Provides a visual overview of the product offering.




Price List
Includes product features, specification tips, catalog numbers and list pricing.


Resources Section



Finishes and Fabrics
Lists available product finishes and fabrics.



Index
Lists products alphabetically by catalog number.



Warranty and Terms of Sale
Provides warranty information and general terms.



This Page Intentionally Left Blank

Haworth X Series Price List

Includes pricing, catalog numbers, finish codes/availability, specification requirements, line art, dimensions, and specification tips for Haworth X Series.

Double Pedestal Desks

Single Pedestal Desks

Desk Shells

Returns

Bridges

Convergenents

Corners

Vertical Storage Units

Pedestals

Personal Storage Towers

Lockers

Filing & Storage

Lateral Files

Filing & Storage with Individually Locking Drawers

Combination Units

Storage Cabinets

Wardrobes

Bookcases

Waste Solutions

Table of Contents

Price List

Statement of Line	8	Pedestals	
Desks		Catalog Logic	181
Catalog Logic	19	Attached	182
Double Pedestal Desks		Suspended	184
Standard Rectangular	20	Mobile	186
Standard Bow Front	21	Tug	188
Executive Rectangular	22	Pedestal Accessories	
Executive Bow Front	23	Pencil Tray	190
Single Pedestal Desks		Dividers	190
Standard Rectangular	24	Pedestal Cushion Kit	190
Standard Bow Front	30	Stationary Pedestal Conversion Kit	191
Executive Rectangular	36	Filing Kits	191
Executive Bow Front	42	Personal Storage Towers	
Desk Shells		Catalog Logic	192
Standard Rectangular	48	15"W Personal Storage Towers	
Standard Bow Front	54	Hinged Door Upper Storage	193
Executive Rectangular	60	Bookcase Upper Storage	196
Executive Bow Front	66	24"W Personal Storage Towers	
Returns and Bridges		No Upper Storage	198
Catalog Logic	72	Hinged Door Upper Storage	200
Pedestal Return	73	Bookcase Upper Storage	204
Return	75	Personal Storage Tower Accessories	
Bridge	82	Hinged Door Storage Shelf	207
Convergenets		Side Bookcase Shelf	207
Catalog Logic	84	PST to Worksurface Bracket	207
D-Top — With Column	85	Boot Tray	208
D-Top — Double Support Leg	91	Storage-to-Panel Bracket	208
Curved Wrap-Around D-Top — With Column	98	Lockers	
Curved Wrap-Around D-Top — Double Support Leg	102	Catalog Logic	209
Corners, Extended Corners, Transitional Corners		Single Locker	210
Catalog Logic	106	Double Locker	213
Corner	107	Double Group Locker	215
Curved Wrap-Around Corner	111	Triple Group Locker	217
Extended Curved Wrap-Around Corner	115	Cubby Locker	219
Extended Curved Wrap-Around Pedestal Corner	117	Cubby Combination Locker	221
Extended Curved Wrap-Around Corner	123	Locker Accessories	
Extended Transitional Wrap-Around Corner	129	Locker Shelf with Personal Drawer	223
Pedestal-Supported Extended Transitional Wrap-Around Corner	135	Drawer Liner	223
Extended Transitional Wrap-Around Corner	147	Locker Shelf with Suspended File Frame	223
Credenza Tops		Locker Shelf	224
Credenza Top	160	Cubby Locker	224
Desk Pedestals		Locker Slat Rail	224
Catalog Logic	161	Locker Boot Tray	225
Pedestal	162	Base Liner	225
Vertical Storage Units		Belong Work Tools — Accessories	
Catalog Logic	164	Locker Accessories — Magnet Hooks	226
Open Front	165	Locker Accessories — Magnet Hook	226
Flipper Door — Steel Front with Steel End Panels	166	Locker Accessories — Mirror	226
Flipper Door — Steel Front with HPL End Panels	167	1.5H Filing & Storage	
Flipper Door — HPL Front with Steel End Panels	168	Catalog Logic	227
Flipper Door — HPL Front with HPL End Panels	169	1.5H Lateral File — Proud Front	228
Flipper Door — HPL Front with Wood End Panels	170	1.5H Combination File — Proud Front	230
Slow-Close Flipper Door	171	1.5H Storage Cabinet with Hinged Doors — Proud Front	232
Single Sliding Door	173	1.5H Open Storage Case — Proud Top	234
Hinged Door	175	1.5H Lateral File — Inset Front	234
Tackboard	177	1.5H Combination File — Inset Front	235
Slat Rail	178	1.5H Open Storage Case — Inset Top	235
Slat Rail/Tackboard	179	Accessories — Cushion	236
Slat Rail/Tackboard — Shelf Divider	179	Accessories — Base Liner	236
Brackets — Corner Support Bracket	180	Lateral Files	
Brackets — Bridge/Return Support Bracket	180	Catalog Logic	237
		Proud Style — Attached	238
		Proud Style — Freestanding	240
		2H — Inset Style — Attached	242
		Inset Style — Freestanding	243

Table of Contents

Lateral File Tops

Laminate for use with Proud Style Fronts — File Top	244
Laminate for use with Proud Style Fronts — Common File Top	244
Wood for use with Proud Style Fronts — File Top	245
Wood for use with Proud Style Fronts — Common File Top	245
Laminate for use with Inset Style Fronts — File Top	246
Laminate for use with Inset Style Fronts — Common File Top	246
Wood for use with Inset Style Fronts — File Top	247
Wood for use with Inset Style Fronts — Common File Top	247

Accessories

PDA Tray	248
Personal Tray	248
Pencil Tray	248
Drawer Liner	249
Front-to-Back Hanging Bars	250
Side-to-Side Hanging Bars	250
Dividers	250
U Channel Divider	251
Counterweight	251

Filing & Storage with Individually Locking Drawers

Attached Pedestal	252
Suspended Pedestal	253
Mobile Pedestal	254
Tug Pedestal	255
4H Personal Storage Tower with Hinged Door Upper Storage	256
4H Personal Storage Tower with Bookcase Upper Storage	257
5H Personal Storage Tower with Hinged Door Upper Storage	258
5H Personal Storage Tower with Bookcase	260
2H Lateral File – Proud Style – Attached	261
Lateral File – Proud Style – Freestanding	262

Combination Units

Catalog Logic	264
2H — Attached	265
2H with Hinged Door — Attached	267
2H — Freestanding	269
2H with Hinged Door — Attached/Freestanding	271
2H with Open Shelf — Attached/Freestanding	273
3H with One Lateral File Drawer — Freestanding	275
4H with One Lateral File Drawer — Freestanding	277
4H with Two Lateral File Drawers — Freestanding	279
5H with Two Lateral File Drawers — Freestanding	281
5H with Three Lateral File Drawers — Freestanding	283

Combination Unit Accessories

Storage Shelf	285
Storage Shelves	285
Filing Kit	285

Combination Units with Valet

5H Valet – 30"W	286
5H Valet – 42"W	288

Combination Units/Valet Accessories

Storage Shelf	290
Valet Shelf	290
Valet Shelf	290
Filing Kit	290

Storage Cabinets

Catalog Logic	291
2H — Attached	292
2H — Freestanding	294
3H, 4H and 5H — Freestanding	296

Wardrobes

Catalog Logic	297
4 H and 5H	298

Storage Cabinet/Wardrobe Accessories

Storage Cabinet/Wardrobe Shelf	299
Storage Cabinet Coat Rod	299

Bookcases

2H, 3H, 4H and 5H	300
Bookcase Shelf	301

Waste Solutions

Recycling Station	302
-------------------	-----

Resources

Surface Materials

Finish Color Legend	304
---------------------	-----

COM Yardage Requirements

Tackboard Fabric Usage	306
------------------------	-----

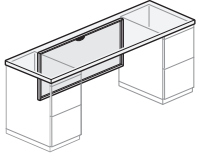
Index

Index	307
-------	-----

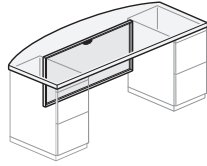
Statement of Line

Double Pedestal Desks

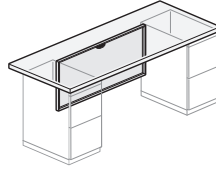
Pages 20-23



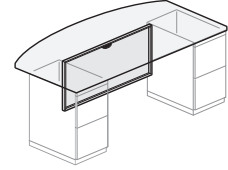
Standard Rectangular



Standard Bow Front



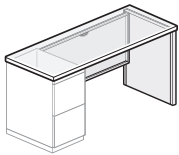
Executive Rectangular



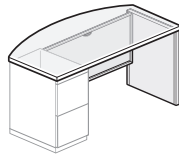
Executive Bow Front

Single Pedestal Desks

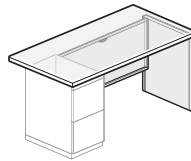
Pages 24-42



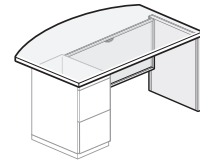
Standard Rectangular



Standard Bow Front



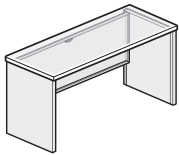
Executive Rectangular



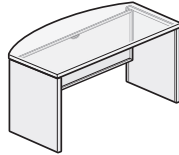
Executive Bow Front

Desk Shells

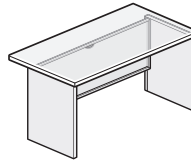
Pages 48-66



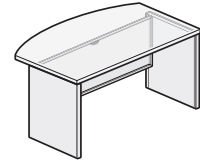
Standard Rectangular



Standard Bow Front



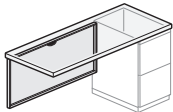
Executive Rectangular



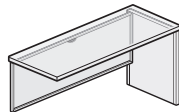
Executive Bow Front

Returns & Bridges

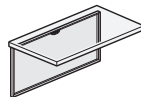
Pages 73-82



Pedestal Return



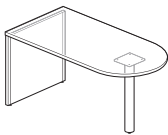
Return



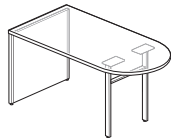
Bridge

Convergenents

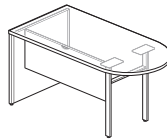
Pages 85-102



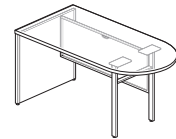
D-Top With Column



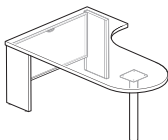
D- Top Double Support Leg
Non-Handed,
No Guest Modesty Panel



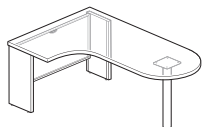
D-Top Double Support Leg
Left-Hand,
with Guest Modesty Panel



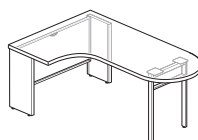
D-Top Double Support Leg
Right-Hand,
with Guest Modesty Panel



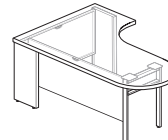
Curved Wrap-Around D-Top
With Column
Left-Hand



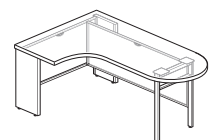
Curved Wrap-Around D-Top
With Column
Right-Hand



Curved Wrap-Around D-Top
Double Support Leg
Right-Hand,
No Guest Modesty Panel



Curved Wrap-Around D-Top
Double Support Leg
Left-Hand,
with Guest Modesty Panel

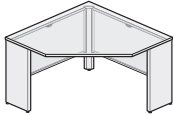


Curved Wrap-Around D-Top
Double Support Leg
Right-Hand,
with Guest Modesty Panel

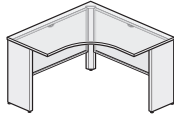
Statement of Line

Corners

Page 107-111



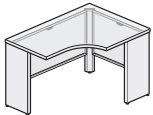
Corner



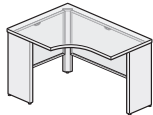
Curved Wrap-Around Corner

Extended Corners

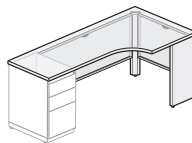
Pages 115-123



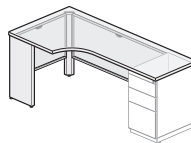
Extended Curved Wrap-Around Corner Left-Hand



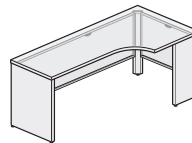
Extended Curved Wrap-Around Corner Right-Hand



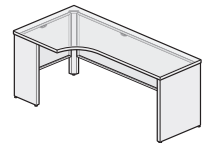
Extended Curved Wrap-Around Pedestal Corner Left-Hand



Extended Curved Wrap-Around Pedestal Corner Right-Hand



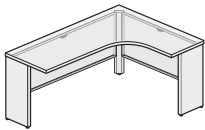
Extended Curved Wrap-Around Corner Left-Hand



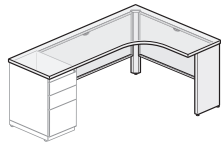
Extended Curved Wrap-Around Corner Right-Hand

Extended Transitional Corners

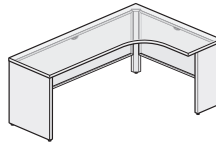
Pages 129-147



Extended Transitional Wrap-Around Corner



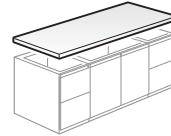
Pedestal-Supported Extended Transitional Wrap-Around Corner



Extended Transitional Wrap-Around Corner

Credenza Tops


Page 160



Credenza Top

Desk Pedestals

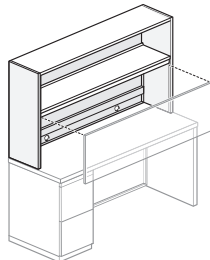
Page 162



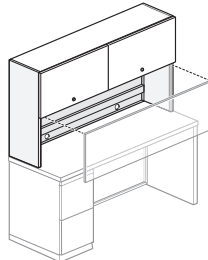
Desk Pedestal

Vertical Storage Units

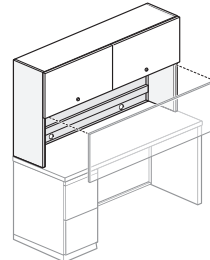
Pages 165-180



Open Front



Flipper Door – Steel Front with Steel End Panels

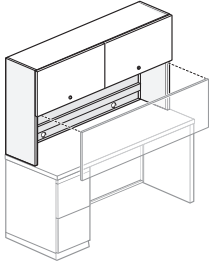


Flipper Door – Steel Front with HPL End Panels

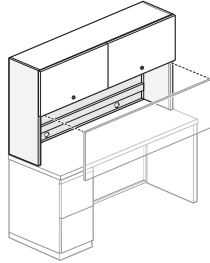
Statement of Line

Vertical Storage Units (cont'd)

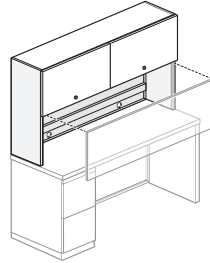
Pages 165-180



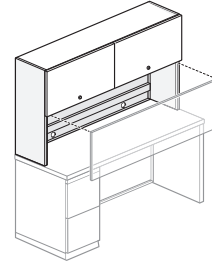
Flipper Door – HPL Front with Steel End Panels



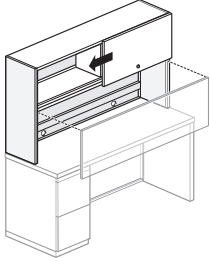
Flipper Door – HPL Front with HPL End Panels



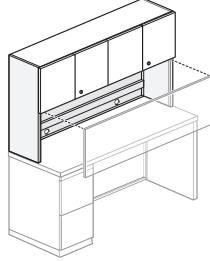
Flipper Door – HPL Front with Wood End Panels



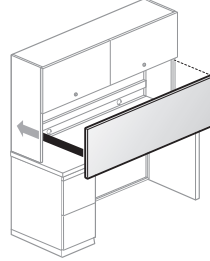
Slow-Close Flipper Door



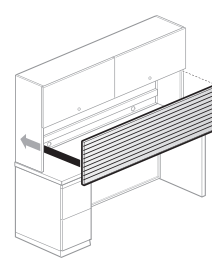
Single Sliding Door



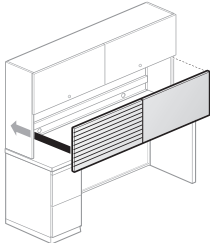
Hinged Door



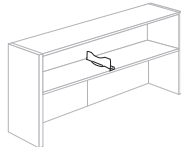
Tackboard



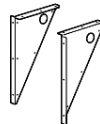
Slat Rail



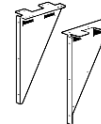
Slat Rail/Tackboard



Shelf Divider



Corner Support Bracket



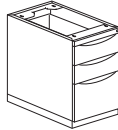
Bridge/Return Support Bracket

Pedestals

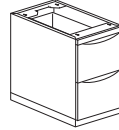
Pages 182-188



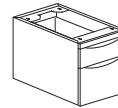
Attached Pencil/Pencil/Box/File



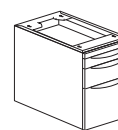
Attached Box/Box/File



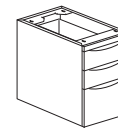
Attached File/File



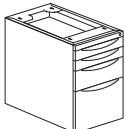
Suspended Box/File



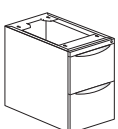
Suspended Pencil/Box/File



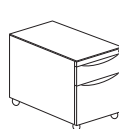
Suspended Box/Box/File



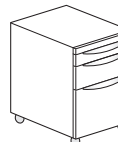
Suspended Pencil/Pencil/Box/File



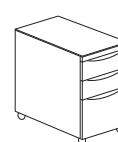
Suspended File/File



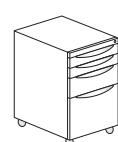
Mobile Box/File



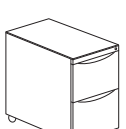
Mobile Pencil/Pencil/Box/File



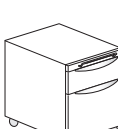
Mobile Box/Box/File



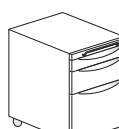
Mobile Pencil/Pencil/Box/File



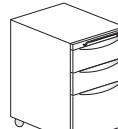
Mobile File/File



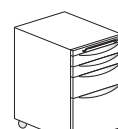
Tug Box/File



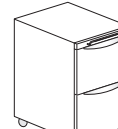
Tug Pencil/Pencil/Box/File



Tug Box/Box/File



Tug Pencil/Pencil/Box/File

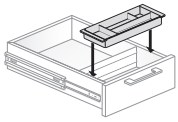


Tug File/File

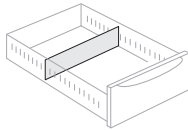
Statement of Line

Pedestal Accessories

Pages 190-191



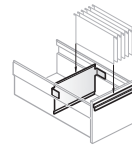
Pencil Tray



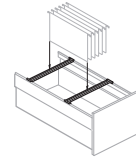
Dividers



Pedestal Cushion Kit




Filing Kits



Filing Kits

15"W Personal Storage Towers

Pages 193-196



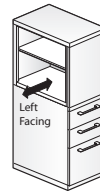
Hinged Door Upper Storage Box/File



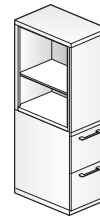
Hinged Door Upper Storage Box/Box



Hinged Door Upper Storage Box/Box/File



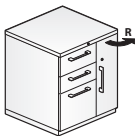
Bookcase Upper Storage Box/Box/File



Bookcase Upper Storage Box/Box

24"W Personal Storage Towers

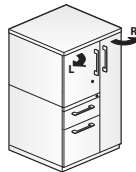
Pages 198-204



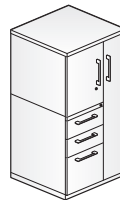
No Upper Storage Box/Box/File Valet Right



No Upper Storage File/File/File Valet Right



Hinged Door Upper Storage Box/file Valet Right



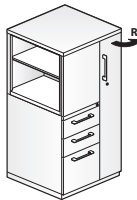
Hinged Door Upper Storage Box/Box/File Valet Right



Hinged Door Upper Storage File/File/File Valet Right



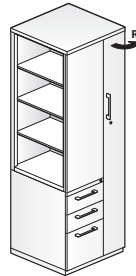
Hinged Door Upper Storage File/File Valet Right



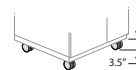
Bookcase Upper Storage Box/Box/File Valet Right



Bookcase Upper Storage File/File/File Valet Right



Bookcase Upper Storage Box/Box/File Valet Right

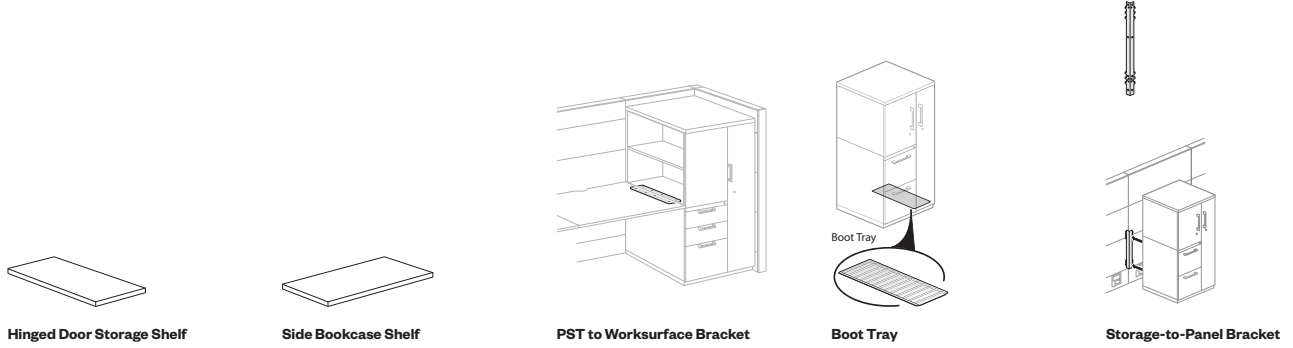


Caster Option

Statement of Line

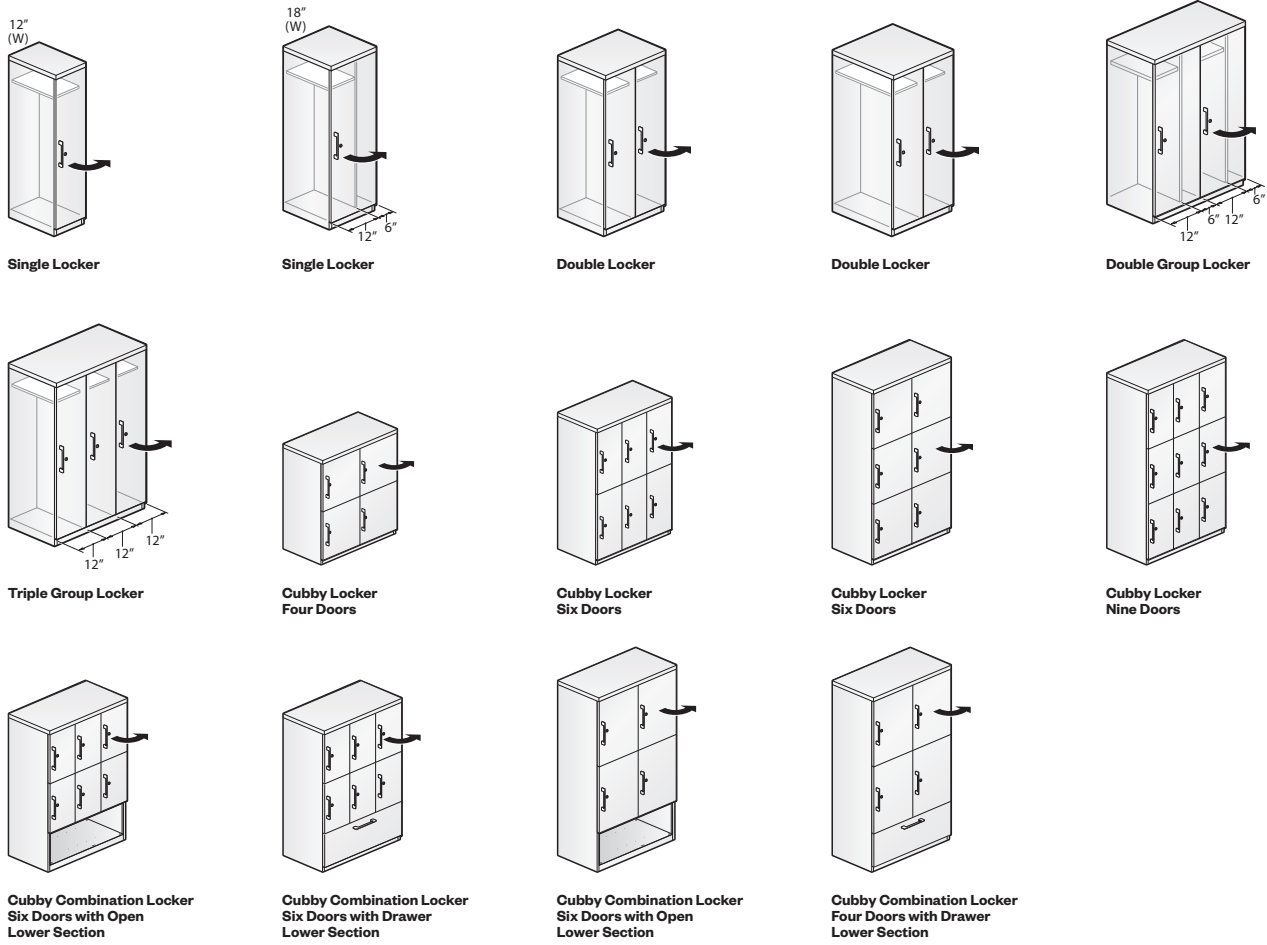
Personal Storage Tower Accessories

Pages 207-208



Lockers

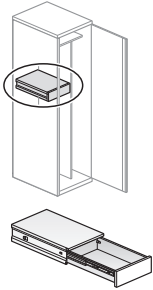
Pages 210-221



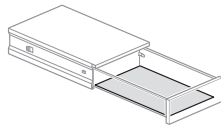
Statement of Line

Locker Accessories

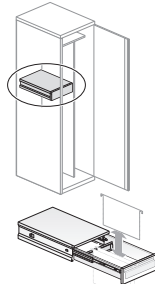
Pages 223-225



Locker Shelf with Personal Drawer

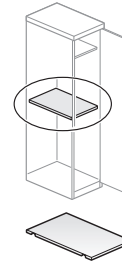


Drawer Liner

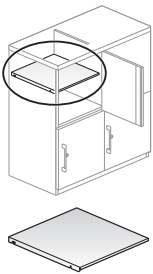


Locker Shelf with Suspended File Frame

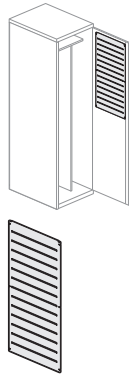
NOTE:
Hanging Folders
Not Included



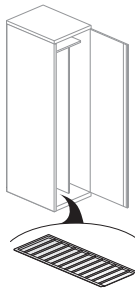
Locker Shelf



Cubby Locker Shelf



Locker Slat Rail



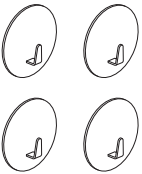
Locker Boot Tray



Base Liner

Belong Work Tools — Accessories

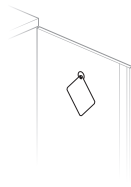
Page 226



Magnet Hooks



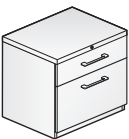
Magnet Hook



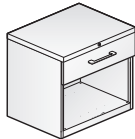
Mirror

1.5H Filing & Storage

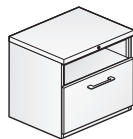
Pages 228-236



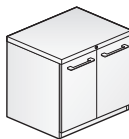
1.5H Lateral File - Proud Front



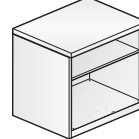
1.5H Combination File - Proud Front Box Drawer with 12" Open



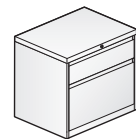
1.5H Combination File - Proud Front 6" Open with File Drawer



1.5H Storage Cabinet with Hinged Doors - Proud Front



1.5H Open Storage Case - Proud Top

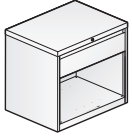


1.5H Lateral File - Inset Front

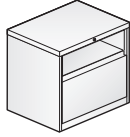
Statement of Line

1.5H Filing & Storage (cont'd)

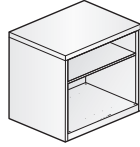
Pages 228-236



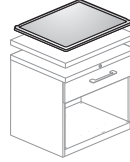
1.5H Combination File - Inset Front Box Drawer with 12" Open



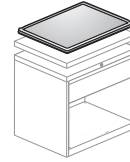
1.5H Combination File - Inset Front 6" Open with File Drawer



1.5H Open Storage Case - Inset Top



Cushion For Proud Front Filing/Storage



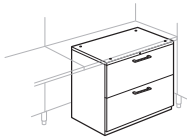
Cushion For Inset Front Filing/Storage



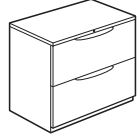
Base Liner

Lateral Files

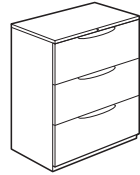
Pages 238-243



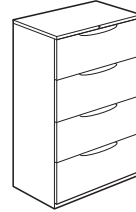
Attached - Proud Style



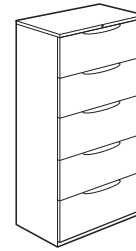
Freestanding - Proud Style Two Drawer



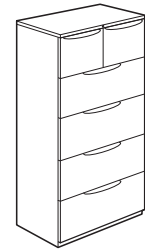
Freestanding - Proud Style Three Drawers



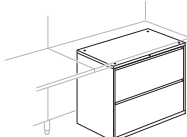
Freestanding - Proud Style Four Drawers



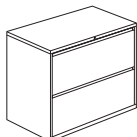
Freestanding - Proud Style Five Drawers



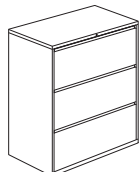
Freestanding - Proud Style Hinge Door on Top/ Four Drawers



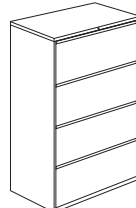
Attached - 2H - Inset Style



Freestanding - Inset Style Two Drawer




Freestanding - Inset Style Three Drawers



Freestanding - Inset Style Four Drawers



Freestanding - Inset Style Five Drawers



Freestanding - Inset Style Receding Door on Top/ Four Drawers

Lateral File Tops

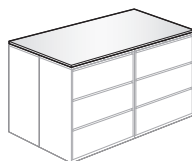
Pages 244-247



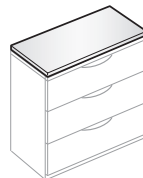
Laminate for use with Proud Style Fronts - File Top



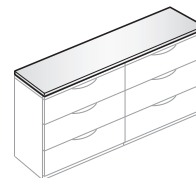
Laminate for use with Proud Style Fronts - Common File Top



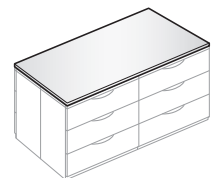
Laminate for use with Proud Style Fronts - Common File Top



Wood for use with Proud Style Fronts - File Top



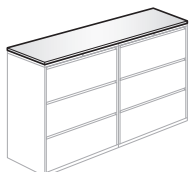
Wood for use with Proud Style Fronts - Common File Top



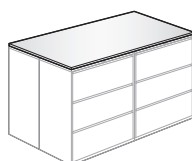
Wood for use with Proud Style Fronts - Common File Top



Laminate for use with Inset Style Fronts - File Top



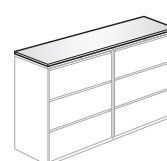
Laminate for use with Inset Style Fronts - Common File Top



Laminate for use with Inset Style Fronts - Common File Top



Wood for use with Inset Style Fronts - File Top



Wood for use with Inset Style Fronts - Common File Top

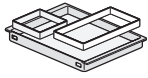


Wood for use with Inset Style Fronts - Common File Top

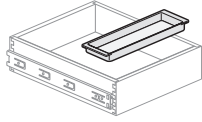
Statement of Line

Accessories

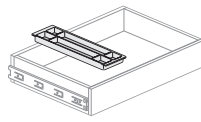
Pages 248-251



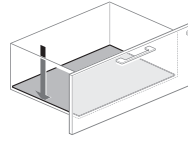
PDA Tray



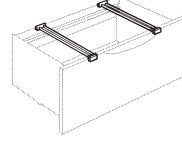
Personal Tray



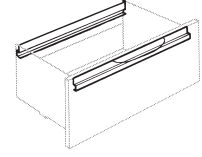
Pencil Tray



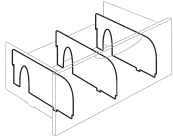
Drawer Liner



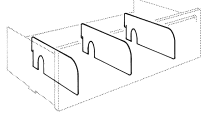
Front-to-Back Hanging Bars



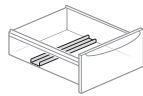
Side-to-Side Hanging Bars



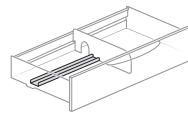
Dividers



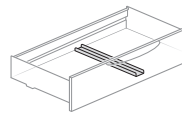
Dividers



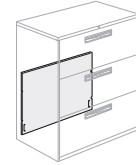
U Channel Divider
Pedestal Box Drawer,
Front-to-Back



U Channel Divider
Pedestal Box Drawer,
Side-to-Side



U Channel Divider
Lateral Box Drawer,
Front-to-Back




Counterweight

Filing & Storage with Individually Locking Drawers

Pages 252-262



Attached Pedestal



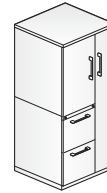
Suspended Pedestal



Mobile Pedestal



Tug Pedestal



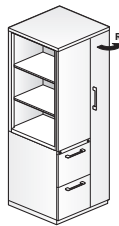
4H Personal Storage Tower with
Hinged Door Upper Storage



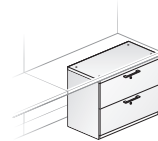
4H Personal Storage Tower with
Bookcase Upper Storage



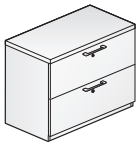
5H Personal Storage Tower with
Hinged Door Upper Storage



5H Personal Storage Tower with
Bookcase



2H Lateral File - Proud Style -
Attached



Lateral File - Proud Style -
Freestanding
Two Drawers



Lateral File - Proud Style -
Freestanding
Three Drawers



Lateral File - Proud Style -
Freestanding
Four Drawers



Lateral File - Proud Style -
Freestanding
Five Drawers

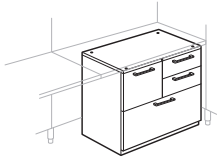


Lateral File - Proud Style -
Freestanding
Hinged Door on Top/
Four Drawers

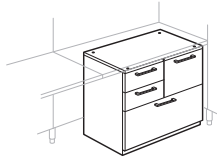
Statement of Line

Combination Units

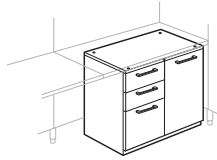
Pages 265-283



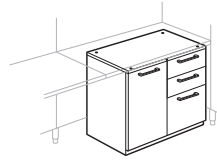
**Attached - 2H
File/Box/Box/Lateral**



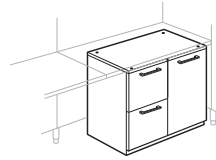
**Attached - 2H
Box/Box/File/Lateral**



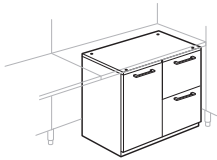
**Attached - 2H with Hinged Door
Box/Box/File
Door Right**



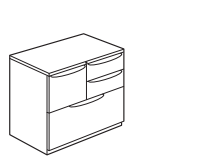
**Attached - 2H with Hinged Door
Box/Box/File
Door Left**



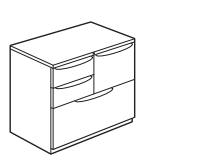
**Attached - 2H with Hinged Door
File/File
Door Right**



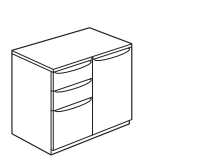
**Attached - 2H with Hinged Door
File/File
Door Left**



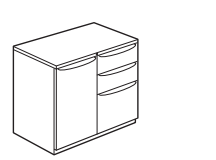
**Freestanding - 2H
File/Box/Box/Lateral**



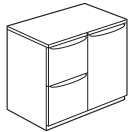
**Freestanding - 2H
Box/Box/File/Lateral**



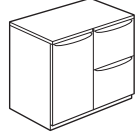
**Freestanding - 2H with
Hinged Door
Box/Box/File
Door Right**



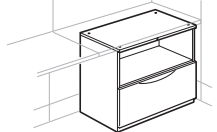
**Freestanding - 2H with
Hinged Door
Box/Box/File
Door Left**



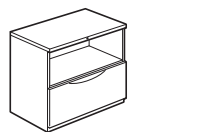
**Freestanding - 2H with
Hinged Door
File/File
Door Right**



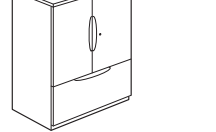
**Freestanding - with
2H with Hinged Door
File/File
Door Right**



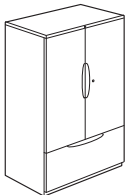
**Attached/Freestanding -
2H with Open Shelf
Attached**



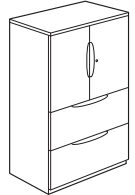
**Attached/Freestanding -
2H with Open Shelf
Freestanding**



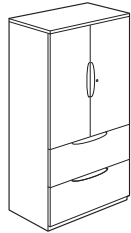
**Freestanding - 3H with
One Lateral File Drawer**



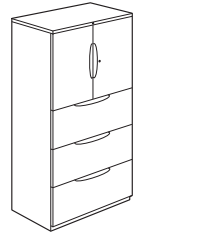
**Freestanding - 4H with
One Lateral File Drawer**



**Freestanding - 4H with
Two Lateral File Drawers**



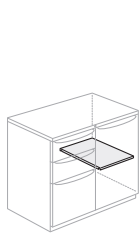
**Freestanding - 5H with
Two Lateral File Drawers**



**Freestanding - 5H with
Three Lateral File Drawers**

Combination Unit Accessories

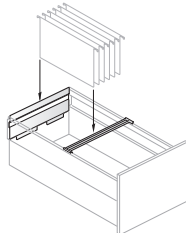
Page 285



Storage Shelf



Storage Shelves

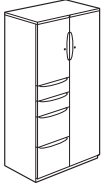


Filing Kit

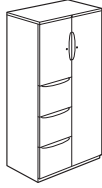
Statement of Line

Combination Units with Valet

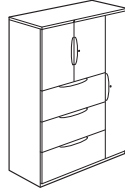
Pages 286-288



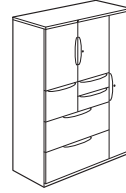
5H Valet - 30"W
Storage - Box/Box/File/File
Valet Right



5H Valet - 30"W
Storage - File/File/File
Valet Right



5H Valet - 42"W
Storage - Three Laterals
Valet Right



5H Valet - 42"W
Storage - File/Box/Box/
Two Laterals
Valet Right

Combination Units/Valet Accessories

Page 290



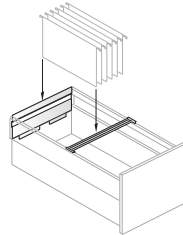
Storage Shelf



Valet Shelf
For use with 5H 42"W



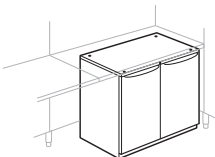
Valet Shelf
For use with 5H 30"W



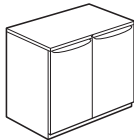
Filing Kit

Storage Cabinets

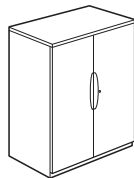
Pages 292-296



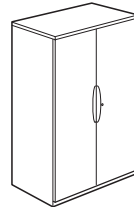
Attached - 2H



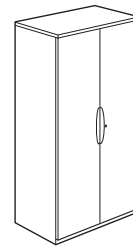
Freestanding - 2H



Freestanding - 3H



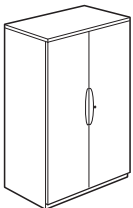
Freestanding - 4H



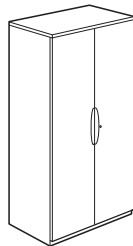
Freestanding - 5H

Wardrobes

Page 298



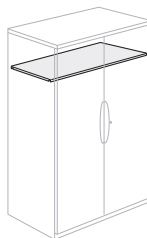
4H



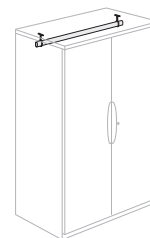
5H

Storage Cabinet/ Wardrobe Accessories

Page 299



Storage Cabinet/
Wardrobe Shelf

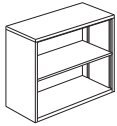


Storage Cabinet
Coat Rod

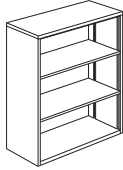
Statement of Line

Bookcases

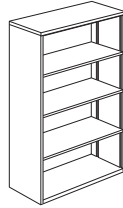
Pages 300-301



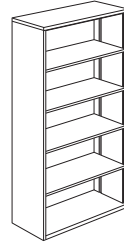
2H



3H



4H



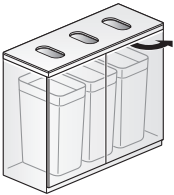
5H



Bookcase Shelf

Waste Solutions

Page 302

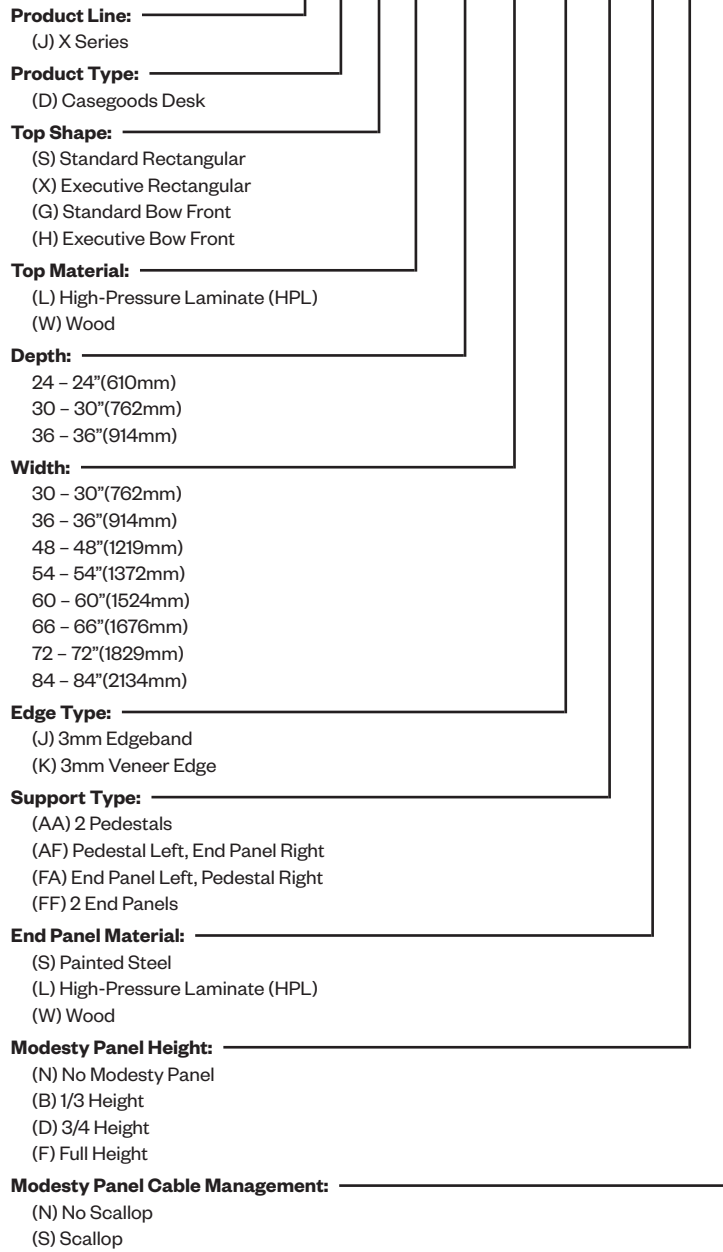


Recycling Station

Desks

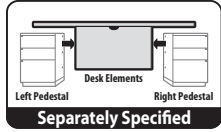
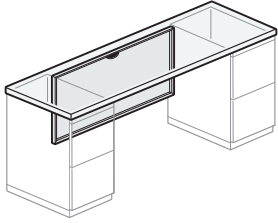
Catalog Logic

J D S L - 24 60 - J AF L B S



Double Pedestal Desks

Standard Rectangular



JDSL-JAANDS
JDSW-KAANDS
Class FMI

Features

- Includes high-pressure laminate (HPL) or wood veneer top, optional steel modesty panel, and assembly hardware (pedestals not included).
- Top has 3mm edgeband on user and guest edge, and 1mm edgeband on sides.
- Optional modesty panel is available with or without scallop wireway for cable management; scallop is centered at top of modesty panel.
- Field assembled.

Specification Tip

- Two X Series desk pedestals must be specified separately; nominal depths of desk pedestals must match nominal depth of desk top.

To Order, Specify:

1) Product number, including:

1 Modesty Panel Height:

- N** No Modesty Panel (deduct **\$101.31** list)
- B** 1/3 Height
- D** 3/4 Height (add **\$101.34** list)
- F** Full Height (add **\$202.67** list)

2 Modesty Panel Cable Management:

- N** No Scallop
- S** Scallop

- 2) Laminate or wood color for top.
- 3) Edge trim color for top (HPL only).
- 4) Trim color for modesty panel.

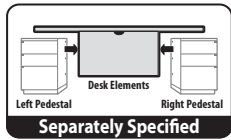
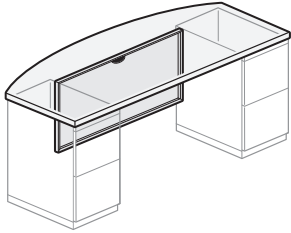
Note: Desk pedestals must be specified separately.

Height	Depth	Width	Number	①②	Top - HPL A Trim		Top - HPL B Trim	
					A	B	A	B
29"(737mm)	24"(610mm)	60"(1524mm)	JDSL-2460-JAAN	■ ■	\$1246.97	\$1300.74	\$1338.57	\$1392.34
		66"(1676mm)	JDSL-2466-JAAN	■ ■	1333.07	1394.52	1431.57	1493.02
		72"(1829mm)	JDSL-2472-JAAN	■ ■	1419.17	1488.30	1524.57	1593.70
		78"(1981mm)	JDSL-2478-JAAN	■ ■	1505.27	1582.08	1617.57	1694.38
		84"(2134mm)	JDSL-2484-JAAN	■ ■	1591.37	1675.86	1710.57	1795.06
29"(737mm)	30"(762mm)	60"(1524mm)	JDSL-3060-JAAN	■ ■	\$1296.77	\$1350.54	\$1392.21	\$1445.98
		66"(1676mm)	JDSL-3066-JAAN	■ ■	1382.87	1444.32	1485.21	1546.66
		72"(1829mm)	JDSL-3072-JAAN	■ ■	1468.97	1538.10	1578.21	1647.34
		78"(1981mm)	JDSL-3078-JAAN	■ ■	1555.07	1631.88	1671.21	1748.02
		84"(2134mm)	JDSL-3084-JAAN	■ ■	1641.17	1725.66	1764.21	1848.70

Height	Depth	Width	Number	①②	Top - Wood A Trim		Top - Wood B Trim	
					A	B	A	B
29"(737mm)	24"(610mm)	60"(1524mm)	JDSW-2460-KAAN	■ ■	\$ 1705.71	\$ 1759.48	\$ 1836.55	\$ 1890.32
		66"(1676mm)	JDSW-2466-KAAN	■ ■	1791.81	1853.26	1930.81	1992.26
		72"(1829mm)	JDSW-2472-KAAN	■ ■	1877.91	1947.04	2025.07	2094.20
		78"(1981mm)	JDSW-2478-KAAN	■ ■	1964.01	2040.82	2119.33	2196.14
		84"(2134mm)	JDSW-2484-KAAN	■ ■	2050.11	2134.60	2213.59	2298.08
29"(737mm)	30"(762mm)	60"(1524mm)	JDSW-3060-KAAN	■ ■	\$ 1782.21	\$ 1835.98	\$ 1917.97	\$ 1971.74
		66"(1676mm)	JDSW-3066-KAAN	■ ■	1868.31	1929.76	2012.23	2073.68
		72"(1829mm)	JDSW-3072-KAAN	■ ■	1954.41	2023.54	2106.49	2175.62
		78"(1981mm)	JDSW-3078-KAAN	■ ■	2040.51	2117.32	2200.75	2277.56
		84"(2134mm)	JDSW-3084-KAAN	■ ■	2126.61	2211.10	2295.01	2379.50

Double Pedestal Desks

Standard Bow Front



JDGL-JAANDS
JDGW-KAANDS
Class FMI

Features

- Includes high-pressure laminate (HPL) or wood veneer top, optional steel modesty panel, and assembly hardware (pedestals not included).
- Top has 3mm edgeband on user and guest edge, and 1mm edgeband on sides.
- Bow edge on guest side extends 6”(152mm) beyond pedestals at the center of the desk.
- Optional modesty panel is available with or without scallop wireway for cable management; scallop is centered at top of modesty panel.
- Field assembled.

Specification Tip

- Two X Series desk pedestals must be specified separately; nominal depths of desk pedestals must match nominal depth of desk top.

To Order, Specify:

1) Product number, including:

1 Modesty Panel Height:

- N** No Modesty Panel (deduct **\$101.31** list)
- B** 1/3 Height
- D** 3/4 Height (add **\$101.34** list)
- F** Full Height (add **\$202.67** list)

2 Modesty Panel Cable Management:

- N** No Scallop
- S** Scallop

- 2) Laminate or wood color for top.
- 3) Edge trim color for top (HPL only).
- 4) Trim color for modesty panel.

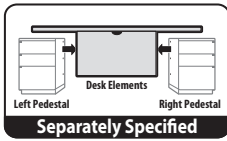
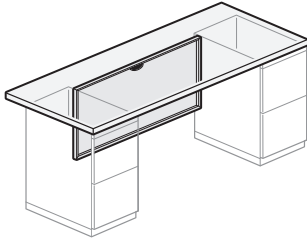
Note: Desk pedestals must be specified separately.

Height	Depth	Width	Number	①②	Top - HPL A Trim		Top - HPL B Trim	
					A	B	A	B
29”(737mm)	24”(610mm)	60”(1524mm)	JDGL-2460-JAAN	■ ■	\$1382.71	\$1436.48	\$1485.16	\$1538.93
		66”(1676mm)	JDGL-2466-JAAN	■ ■	1468.81	1530.26	1578.16	1639.61
		72”(1829mm)	JDGL-2472-JAAN	■ ■	1554.91	1624.04	1671.16	1740.29
		78”(1981mm)	JDGL-2478-JAAN	■ ■	1641.01	1717.82	1764.16	1840.97
		84”(2134mm)	JDGL-2484-JAAN	■ ■	1727.11	1811.60	1857.16	1941.65
29”(737mm)	30”(762mm)	60”(1524mm)	JDGL-3060-JAAN	■ ■	\$1432.51	\$1486.28	\$1538.80	\$1592.57
		66”(1676mm)	JDGL-3066-JAAN	■ ■	1518.61	1580.06	1631.80	1693.25
		72”(1829mm)	JDGL-3072-JAAN	■ ■	1604.71	1673.84	1724.80	1793.93
		78”(1981mm)	JDGL-3078-JAAN	■ ■	1690.81	1767.62	1817.80	1894.61
		84”(2134mm)	JDGL-3084-JAAN	■ ■	1776.91	1861.40	1910.80	1995.29

Height	Depth	Width	Number	①②	Top - Wood A Trim		Top - Wood B Trim	
					A	B	A	B
29”(737mm)	24”(610mm)	60”(1524mm)	JDGW-2460-KAAN	■ ■	\$ 1868.21	\$ 1921.98	\$ 2027.95	\$ 2081.72
		66”(1676mm)	JDGW-2466-KAAN	■ ■	1954.31	2015.76	2122.21	2183.66
		72”(1829mm)	JDGW-2472-KAAN	■ ■	2040.41	2109.54	2216.47	2285.60
		78”(1981mm)	JDGW-2478-KAAN	■ ■	2126.51	2203.32	2310.73	2387.54
		84”(2134mm)	JDGW-2484-KAAN	■ ■	2212.61	2297.10	2404.99	2489.48
29”(737mm)	30”(762mm)	60”(1524mm)	JDGW-3060-KAAN	■ ■	\$ 1944.71	\$ 1998.48	\$ 2109.37	\$ 2163.14
		66”(1676mm)	JDGW-3066-KAAN	■ ■	2030.81	2092.26	2203.63	2265.08
		72”(1829mm)	JDGW-3072-KAAN	■ ■	2116.91	2186.04	2297.89	2367.02
		78”(1981mm)	JDGW-3078-KAAN	■ ■	2203.01	2279.82	2392.15	2468.96
		84”(2134mm)	JDGW-3084-KAAN	■ ■	2289.11	2373.60	2486.41	2570.90

Double Pedestal Desks

Executive Rectangular



JDXL-JAANDS
JDXW-KAANDS
Class FM1

Features

- Includes high-pressure laminate (HPL) or wood veneer top, optional steel modesty panel, and assembly hardware (pedestals not included).
- Top has 3mm edgeband on user and guest edge, and 1mm edgeband on sides.
- Edge on guest side extends 6"(152mm) beyond pedestals along the entire width of the desk.
- Optional modesty panel is available with or without scallop wireway for cable management; scallop is centered at top of modesty panel.
- Field assembled.

Specification Tip

- Two X Series desk pedestals must be specified separately; nominal depths of desk pedestals must be 6"(152mm) less than nominal depth of desk top. See table.

Desk/Pedestal Nominal Depths

Desk Depth	Pedestal Depth
30"(762mm)	24"(610mm)
36"(914mm)	30"(762mm)

To Order, Specify:

1) Product number, including:

1 Modesty Panel Height:

- N** No Modesty Panel (deduct **\$101.31** list)
- B** 1/3 Height
- D** 3/4 Height (add **\$101.34** list)
- F** Full Height (add **\$202.67** list)

2 Modesty Panel Cable Management:

- N** No Scallop
- S** Scallop

- 2) Laminate or wood color for top.
- 3) Edge trim color for top (HPL only).
- 4) Trim color for modesty panel.

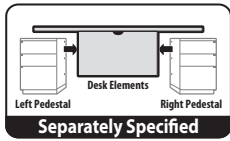
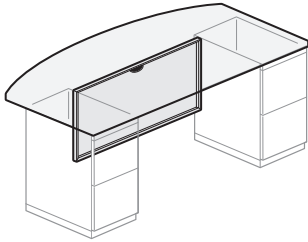
Note: Desk pedestals must be specified separately.

Height	Depth	Width	Number	①②	Top - HPL A Trim		Top - HPL B Trim	
					A	B	A	B
29"(737mm)	30"(762mm)	60"(1524mm)	JDXL-3060-JAAN	■ ■	\$1296.77	\$1350.54	\$1392.21	\$1445.98
		66"(1676mm)	JDXL-3066-JAAN	■ ■	1382.87	1444.32	1485.21	1546.66
		72"(1829mm)	JDXL-3072-JAAN	■ ■	1468.97	1538.10	1578.21	1647.34
		78"(1981mm)	JDXL-3078-JAAN	■ ■	1555.07	1631.88	1671.21	1748.02
		84"(2134mm)	JDXL-3084-JAAN	■ ■	1641.17	1725.66	1764.21	1848.70
29"(737mm)	36"(914mm)	60"(1524mm)	JDXL-3660-JAAN	■ ■	\$1346.57	\$1400.34	\$1445.85	\$1499.62
		66"(1676mm)	JDXL-3666-JAAN	■ ■	1432.67	1494.12	1538.85	1600.30
		72"(1829mm)	JDXL-3672-JAAN	■ ■	1518.77	1587.90	1631.85	1700.98
		78"(1981mm)	JDXL-3678-JAAN	■ ■	1604.87	1681.68	1724.85	1801.66
		84"(2134mm)	JDXL-3684-JAAN	■ ■	1690.97	1775.46	1817.85	1902.34

Height	Depth	Width	Number	①②	Top - Wood A Trim		Top - Wood B Trim	
					A	B	A	B
29"(737mm)	30"(762mm)	60"(1524mm)	JDXW-3060-KAAN	■ ■	\$ 1782.21	\$ 1835.98	\$ 1917.97	\$ 1971.74
		66"(1676mm)	JDXW-3066-KAAN	■ ■	1868.31	1929.76	2012.23	2073.68
		72"(1829mm)	JDXW-3072-KAAN	■ ■	1954.41	2023.54	2106.49	2175.62
		78"(1981mm)	JDXW-3078-KAAN	■ ■	2040.51	2117.32	2200.75	2277.56
		84"(2134mm)	JDXW-3084-KAAN	■ ■	2126.61	2211.10	2295.01	2379.50
29"(737mm)	36"(914mm)	60"(1524mm)	JDXW-3660-KAAN	■ ■	\$ 1858.71	\$ 1912.48	\$ 1999.39	\$ 2053.16
		66"(1676mm)	JDXW-3666-KAAN	■ ■	1944.81	2006.26	2093.65	2155.10
		72"(1829mm)	JDXW-3672-KAAN	■ ■	2030.91	2100.04	2187.91	2257.04
		78"(1981mm)	JDXW-3678-KAAN	■ ■	2117.01	2193.82	2282.17	2358.98
		84"(2134mm)	JDXW-3684-KAAN	■ ■	2203.11	2287.60	2376.43	2460.92

Double Pedestal Desks

Executive Bow Front



JDHL-JAANDS
JDHW-KAANDS
Class FM1

Features

- Includes high-pressure laminate (HPL) or wood veneer top, optional steel modesty panel, and assembly hardware (pedestals not included).
- Top has 3mm edgeband on user and guest edge, and 1mm edgeband on sides.
- Bow edge on guest side extends 10"(254mm) beyond pedestals at the center of the desk (4"(102mm) of extension + 6"(152mm) of bow).
- Optional modesty panel is available with or without scallop wireway for cable management; scallop is centered at top of modesty panel.
- Field assembled.

Specification Tip

- Two X Series desk pedestals must be specified separately; nominal depths of desk pedestals must be 6"(152mm) less than nominal depth of desk top. See table.

Desk/Pedestal Nominal Depths

Desk Depth	Pedestal Depth
30"(762mm)	24"(610mm)
36"(914mm)	30"(762mm)

To Order, Specify:

1) Product number, including:

1 Modesty Panel Height:

- N** No Modesty Panel (deduct **\$101.31** list)
- B** 1/3 Height
- D** 3/4 Height (add **\$101.34** list)
- F** Full Height (add **\$202.67** list)

2 Modesty Panel Cable Management:

- N** No Scallop
- S** Scallop

- 2) Laminate or wood color for top.
- 3) Edge trim color for top (HPL only).
- 4) Trim color for modesty panel.

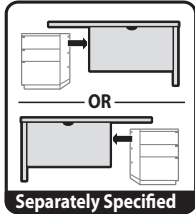
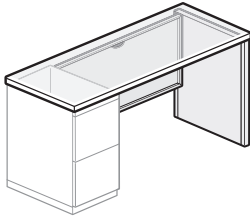
Note: Desk pedestals must be specified separately.

Height	Depth	Width	Number	①②	Top - HPL A Trim		Top - HPL B Trim	
					A	B	A	B
29"(737mm)	30"(762mm)	60"(1524mm)	JDHL-3060-JAAN	■ ■	\$1432.51	\$1486.28	\$1538.80	\$ 1592.57
		66"(1676mm)	JDHL-3066-JAAN	■ ■	1518.61	1580.06	1631.80	1693.25
		72"(1829mm)	JDHL-3072-JAAN	■ ■	1604.71	1673.84	1724.80	1793.93
		78"(1981mm)	JDHL-3078-JAAN	■ ■	1690.81	1767.62	1817.80	1894.61
		84"(2134mm)	JDHL-3084-JAAN	■ ■	1776.91	1861.40	1910.80	1995.29
29"(737mm)	36"(914mm)	60"(1524mm)	JDHL-3660-JAAN	■ ■	\$1482.31	\$1536.08	\$1592.44	\$ 1646.21
		66"(1676mm)	JDHL-3666-JAAN	■ ■	1568.41	1629.86	1685.44	1746.89
		72"(1829mm)	JDHL-3672-JAAN	■ ■	1654.51	1723.64	1778.44	1847.57
		78"(1981mm)	JDHL-3678-JAAN	■ ■	1740.61	1817.42	1871.44	1948.25
		84"(2134mm)	JDHL-3684-JAAN	■ ■	1826.71	1911.20	1964.44	2048.93

Height	Depth	Width	Number	①②	Top - Wood A Trim		Top - Wood B Trim	
					A	B	A	B
29"(737mm)	30"(762mm)	60"(1524mm)	JDHW-3060-KAAN	■ ■	\$ 1944.71	\$ 1998.48	\$ 2109.37	\$ 2163.14
		66"(1676mm)	JDHW-3066-KAAN	■ ■	2030.81	2092.26	2203.63	2265.08
		72"(1829mm)	JDHW-3072-KAAN	■ ■	2116.91	2186.04	2297.89	2367.02
		78"(1981mm)	JDHW-3078-KAAN	■ ■	2203.01	2279.82	2392.15	2468.96
		84"(2134mm)	JDHW-3084-KAAN	■ ■	2289.11	2373.60	2486.41	2570.90
29"(737mm)	36"(914mm)	60"(1524mm)	JDHW-3660-KAAN	■ ■	\$ 2021.21	\$ 2074.98	\$ 2190.79	\$ 2244.56
		66"(1676mm)	JDHW-3666-KAAN	■ ■	2107.31	2168.76	2285.05	2346.50
		72"(1829mm)	JDHW-3672-KAAN	■ ■	2193.41	2262.54	2379.31	2448.44
		78"(1981mm)	JDHW-3678-KAAN	■ ■	2279.51	2356.32	2473.57	2550.38
		84"(2134mm)	JDHW-3684-KAAN	■ ■	2365.61	2450.10	2567.83	2652.32

Single Pedestal Desks

Standard Rectangular



JDSL-JAFSDS
 JDSL-JAFLDS
 JDSL-JAFWDS
 JDSW-KAFSDS
 JDSW-KAFLDS
 JDSW-KAFWDS
 (Left-Hand)
 Class FMI

Features

- Includes high-pressure laminate (HPL) or wood veneer top, steel, laminate or wood end panel, steel modesty panel, and assembly hardware (pedestal not included).
- Top has 3mm edgeband on user and guest edge, and 1mm edgeband on sides.
- Modesty panel is available with or without scallop wireway for cable management; scallop is centered at top of modesty panel.
- Desk orientation can be field-changed from left to right or right to left.
- Glides provide 1"(25mm) adjustment range.
- Field assembled.

Specification Tip

- One X Series desk pedestal must be specified separately; nominal depth of desk pedestals must match nominal depth of desk top.

To Order, Specify:

1) Product number, including:

1 Pedestal Orientation:

- AF** Left-hand
- FA** Right-hand

2 Modesty Panel Height:

- B** 1/3 Height
- D** 3/4 Height (add **\$101.34** list)
- F** Full Height (add **\$202.67** list)

3 Modesty Panel Cable Management:

- N** No Scallop
- S** Scallop

- 2) Laminate or wood color for top.
- 3) Edge trim color for top (HPL only).
- 4) End panel trim, laminate or wood finish.
- 5) End panel edge color (HPL only).
- 6) Modesty panel trim color.

Note: Desk pedestals must be specified separately.

Height	Depth	Width	Number ① ② ③	Top - HPL A Trim		Top - HPL B Trim	
				A	B	A	B
End Panel - Steel - Trim A							
29"(737mm)	24"(610mm)	48"(1219mm)	JDSL-2448-J S	\$ 1730.41	\$ 1768.82	\$ 1797.36	\$ 1835.77
		54"(1372mm)	JDSL-2454-J S	1816.51	1862.60	1883.46	1929.55
		60"(1524mm)	JDSL-2460-J S	1902.61	1956.38	1969.56	2023.33
		66"(1676mm)	JDSL-2466-J S	1988.71	2050.16	2055.66	2117.11
		72"(1829mm)	JDSL-2472-J S	2074.81	2143.94	2141.76	2210.89
		78"(1981mm)	JDSL-2478-J S	2160.91	2237.72	2227.86	2304.67
		84"(2134mm)	JDSL-2484-J S	2247.01	2331.50	2313.96	2398.45
29"(737mm)	30"(762mm)	48"(1219mm)	JDSL-3048-J S	\$ 1797.31	\$ 1835.72	\$ 1879.62	\$ 1918.03
		54"(1372mm)	JDSL-3054-J S	1883.41	1929.50	1965.72	2011.81
		60"(1524mm)	JDSL-3060-J S	1969.51	2023.28	2051.82	2105.59
		66"(1676mm)	JDSL-3066-J S	2055.61	2117.06	2137.92	2199.37
		72"(1829mm)	JDSL-3072-J S	2141.71	2210.84	2224.02	2293.15
		78"(1981mm)	JDSL-3078-J S	2227.81	2304.62	2310.12	2386.93
		84"(2134mm)	JDSL-3084-J S	2313.91	2398.40	2396.22	2480.71
End Panel - Steel - Trim B							
29"(737mm)	24"(610mm)	48"(1219mm)	JDSL-2448-J S	\$ 1808.21	\$ 1846.62	\$ 1875.16	\$ 1913.57
		54"(1372mm)	JDSL-2454-J S	1901.21	1947.30	1968.16	2014.25
		60"(1524mm)	JDSL-2460-J S	1994.21	2047.98	2061.16	2114.93
		66"(1676mm)	JDSL-2466-J S	2087.21	2148.66	2154.16	2215.61
		72"(1829mm)	JDSL-2472-J S	2180.21	2249.34	2247.16	2316.29
		78"(1981mm)	JDSL-2478-J S	2273.21	2350.02	2340.16	2416.97
		84"(2134mm)	JDSL-2484-J S	2366.21	2450.70	2433.16	2517.65
29"(737mm)	30"(762mm)	48"(1219mm)	JDSL-3048-J S	\$ 1878.95	\$ 1917.36	\$ 1961.26	\$ 1999.67
		54"(1372mm)	JDSL-3054-J S	1971.95	2018.04	2054.26	2100.35
		60"(1524mm)	JDSL-3060-J S	2064.95	2118.72	2147.26	2201.03
		66"(1676mm)	JDSL-3066-J S	2157.95	2219.40	2240.26	2301.71
		72"(1829mm)	JDSL-3072-J S	2250.95	2320.08	2333.26	2402.39
		78"(1981mm)	JDSL-3078-J S	2343.95	2420.76	2426.26	2503.07
		84"(2134mm)	JDSL-3084-J S	2436.95	2521.44	2519.26	2603.75

Single Pedestal Desks

Standard Rectangular

Height	Depth	Width	Number ① ② ③	Top - HPL A Trim		Top - HPL B Trim	
				A	B	A	B
End Panel - HPL A							
29"(737mm)	24"(610mm)	48"(1219mm)	JDSL-2448-J L ■ ■	\$ 1564.07	\$ 1602.48	\$ 1603.23	\$ 1641.64
		54"(1372mm)	JDSL-2454-J L ■ ■	1650.17	1696.26	1689.33	1735.42
		60"(1524mm)	JDSL-2460-J L ■ ■	1736.27	1790.04	1775.43	1829.20
		66"(1676mm)	JDSL-2466-J L ■ ■	1822.37	1883.82	1861.53	1922.98
		72"(1829mm)	JDSL-2472-J L ■ ■	1908.47	1977.60	1947.63	2016.76
		78"(1981mm)	JDSL-2478-J L ■ ■	1994.57	2071.38	2033.73	2110.54
		84"(2134mm)	JDSL-2484-J L ■ ■	2080.67	2165.16	2119.83	2204.32
29"(737mm)	30"(762mm)	48"(1219mm)	JDSL-3048-J L ■ ■	\$ 1630.97	\$ 1669.38	\$ 1671.51	\$ 1709.92
		54"(1372mm)	JDSL-3054-J L ■ ■	1717.07	1763.16	1757.61	1803.70
		60"(1524mm)	JDSL-3060-J L ■ ■	1803.17	1856.94	1843.71	1897.48
		66"(1676mm)	JDSL-3066-J L ■ ■	1889.27	1950.72	1929.81	1991.26
		72"(1829mm)	JDSL-3072-J L ■ ■	1975.37	2044.50	2015.91	2085.04
		78"(1981mm)	JDSL-3078-J L ■ ■	2061.47	2138.28	2102.01	2178.82
		84"(2134mm)	JDSL-3084-J L ■ ■	2147.57	2232.06	2188.11	2272.60
End Panel - HPL B							
29"(737mm)	24"(610mm)	48"(1219mm)	JDSL-2448-J L ■ ■	\$ 1641.87	\$ 1680.28	\$ 1681.03	\$ 1719.44
		54"(1372mm)	JDSL-2454-J L ■ ■	1734.87	1780.96	1774.03	1820.12
		60"(1524mm)	JDSL-2460-J L ■ ■	1827.87	1881.64	1867.03	1920.80
		66"(1676mm)	JDSL-2466-J L ■ ■	1920.87	1982.32	1960.03	2021.48
		72"(1829mm)	JDSL-2472-J L ■ ■	2013.87	2083.00	2053.03	2122.16
		78"(1981mm)	JDSL-2478-J L ■ ■	2106.87	2183.68	2146.03	2222.84
		84"(2134mm)	JDSL-2484-J L ■ ■	2199.87	2284.36	2239.03	2323.52
29"(737mm)	30"(762mm)	48"(1219mm)	JDSL-3048-J L ■ ■	\$ 1712.61	\$ 1751.02	\$ 1753.15	\$ 1791.56
		54"(1372mm)	JDSL-3054-J L ■ ■	1805.61	1851.70	1846.15	1892.24
		60"(1524mm)	JDSL-3060-J L ■ ■	1898.61	1952.38	1939.15	1992.92
		66"(1676mm)	JDSL-3066-J L ■ ■	1991.61	2053.06	2032.15	2093.60
		72"(1829mm)	JDSL-3072-J L ■ ■	2084.61	2153.74	2125.15	2194.28
		78"(1981mm)	JDSL-3078-J L ■ ■	2177.61	2254.42	2218.15	2294.96
		84"(2134mm)	JDSL-3084-J L ■ ■	2270.61	2355.10	2311.15	2395.64

Single Pedestal Desks

Standard Rectangular

Height	Depth	Width	Number ① ②③	Top - HPL A Trim		Top - HPL B Trim		
				A	B	A	B	
End Panel - Wood A								
29"(737mm)	24"(610mm)	48"(1219mm)	JDSL-2448-J	W	\$ 1824.08	\$ 1862.49	\$ 1957.70	\$ 1996.11
		54"(1372mm)	JDSL-2454-J	W	1910.18	1956.27	2043.80	2089.89
		60"(1524mm)	JDSL-2460-J	W	1996.28	2050.05	2129.90	2183.67
		66"(1676mm)	JDSL-2466-J	W	2082.38	2143.83	2216.00	2277.45
		72"(1829mm)	JDSL-2472-J	W	2168.48	2237.61	2302.10	2371.23
		78"(1981mm)	JDSL-2478-J	W	2254.58	2331.39	2388.20	2465.01
		84"(2134mm)	JDSL-2484-J	W	2340.68	2425.17	2474.30	2558.79
29"(737mm)	30"(762mm)	48"(1219mm)	JDSL-3048-J	W	\$ 1890.98	\$ 1929.39	\$ 2027.90	\$ 2066.31
		54"(1372mm)	JDSL-3054-J	W	1977.08	2023.17	2114.00	2160.09
		60"(1524mm)	JDSL-3060-J	W	2063.18	2116.95	2200.10	2253.87
		66"(1676mm)	JDSL-3066-J	W	2149.28	2210.73	2286.20	2347.65
		72"(1829mm)	JDSL-3072-J	W	2235.38	2304.51	2372.30	2441.43
		78"(1981mm)	JDSL-3078-J	W	2321.48	2398.29	2458.40	2535.21
		84"(2134mm)	JDSL-3084-J	W	2407.58	2492.07	2544.50	2628.99
End Panel - Wood B								
29"(737mm)	24"(610mm)	48"(1219mm)	JDSL-2448-J	W	\$ 1901.88	\$ 1940.29	\$ 2035.50	\$ 2073.91
		54"(1372mm)	JDSL-2454-J	W	1994.88	2040.97	2128.50	2174.59
		60"(1524mm)	JDSL-2460-J	W	2087.88	2141.65	2221.50	2275.27
		66"(1676mm)	JDSL-2466-J	W	2180.88	2242.33	2314.50	2375.95
		72"(1829mm)	JDSL-2472-J	W	2273.88	2343.01	2407.50	2476.63
		78"(1981mm)	JDSL-2478-J	W	2366.88	2443.69	2500.50	2577.31
		84"(2134mm)	JDSL-2484-J	W	2459.88	2544.37	2593.50	2677.99
29"(737mm)	30"(762mm)	48"(1219mm)	JDSL-3048-J	W	\$ 1972.62	\$ 2011.03	\$ 2109.54	\$ 2147.95
		54"(1372mm)	JDSL-3054-J	W	2065.62	2111.71	2202.54	2248.63
		60"(1524mm)	JDSL-3060-J	W	2158.62	2212.39	2295.54	2349.31
		66"(1676mm)	JDSL-3066-J	W	2251.62	2313.07	2388.54	2449.99
		72"(1829mm)	JDSL-3072-J	W	2344.62	2413.75	2481.54	2550.67
		78"(1981mm)	JDSL-3078-J	W	2437.62	2514.43	2574.54	2651.35
		84"(2134mm)	JDSL-3084-J	W	2530.62	2615.11	2667.54	2752.03

Single Pedestal Desks

Standard Rectangular

Height	Depth	Width	Number	① ② ③	Top - Wood A Trim		Top - Wood B Trim	
					A	B	A	B
End Panel - Steel - Trim A								
29"(737mm)	24"(610mm)	48"(1219mm)	JDSW-2448-K	S	\$ 2189.15	\$ 2227.56	\$ 2256.10	\$ 2294.51
		54"(1372mm)	JDSW-2454-K	S	2275.25	2321.34	2342.20	2388.29
		60"(1524mm)	JDSW-2460-K	S	2361.35	2415.12	2428.30	2482.07
		66"(1676mm)	JDSW-2466-K	S	2447.45	2508.90	2514.40	2575.85
		72"(1829mm)	JDSW-2472-K	S	2533.55	2602.68	2600.50	2669.63
		78"(1981mm)	JDSW-2478-K	S	2619.65	2696.46	2686.60	2763.41
		84"(2134mm)	JDSW-2484-K	S	2705.75	2790.24	2772.70	2857.19
29"(737mm)	30"(762mm)	48"(1219mm)	JDSW-3048-K	S	\$ 2282.75	\$ 2321.16	\$ 2365.06	\$ 2403.47
		54"(1372mm)	JDSW-3054-K	S	2368.85	2414.94	2451.16	2497.25
		60"(1524mm)	JDSW-3060-K	S	2454.95	2508.72	2537.26	2591.03
		66"(1676mm)	JDSW-3066-K	S	2541.05	2602.50	2623.36	2684.81
		72"(1829mm)	JDSW-3072-K	S	2627.15	2696.28	2709.46	2778.59
		78"(1981mm)	JDSW-3078-K	S	2713.25	2790.06	2795.56	2872.37
		84"(2134mm)	JDSW-3084-K	S	2799.35	2883.84	2881.66	2966.15
End Panel - Steel - Trim B								
29"(737mm)	24"(610mm)	48"(1219mm)	JDSW-2448-K	S	\$ 2303.67	\$ 2342.08	\$ 2370.62	\$ 2409.03
		54"(1372mm)	JDSW-2454-K	S	2397.93	2444.02	2464.88	2510.97
		60"(1524mm)	JDSW-2460-K	S	2492.19	2545.96	2559.14	2612.91
		66"(1676mm)	JDSW-2466-K	S	2586.45	2647.90	2653.40	2714.85
		72"(1829mm)	JDSW-2472-K	S	2680.71	2749.84	2747.66	2816.79
		78"(1981mm)	JDSW-2478-K	S	2774.97	2851.78	2841.92	2918.73
		84"(2134mm)	JDSW-2484-K	S	2869.23	2953.72	2936.18	3020.67
29"(737mm)	30"(762mm)	48"(1219mm)	JDSW-3048-K	S	\$ 2402.19	\$ 2440.60	\$ 2484.50	\$ 2522.91
		54"(1372mm)	JDSW-3054-K	S	2496.45	2542.54	2578.76	2624.85
		60"(1524mm)	JDSW-3060-K	S	2590.71	2644.48	2673.02	2726.79
		66"(1676mm)	JDSW-3066-K	S	2684.97	2746.42	2767.28	2828.73
		72"(1829mm)	JDSW-3072-K	S	2779.23	2848.36	2861.54	2930.67
		78"(1981mm)	JDSW-3078-K	S	2873.49	2950.30	2955.80	3032.61
		84"(2134mm)	JDSW-3084-K	S	2967.75	3052.24	3050.06	3134.55

Single Pedestal Desks

Standard Rectangular

Height	Depth	Width	Number ① ② ③	Top - Wood A Trim		Top - Wood B Trim	
				A	B	A	B
End Panel - HPL A							
29"(737mm)	24"(610mm)	48"(1219mm)	JDSW-2448-K L ■ ■	\$2022.81	\$ 2061.22	\$ 2061.97	\$ 2100.38
		54"(1372mm)	JDSW-2454-K L ■ ■	2108.91	2155.00	2148.07	2194.16
		60"(1524mm)	JDSW-2460-K L ■ ■	2195.01	2248.78	2234.17	2287.94
		66"(1676mm)	JDSW-2466-K L ■ ■	2281.11	2342.56	2320.27	2381.72
		72"(1829mm)	JDSW-2472-K L ■ ■	2367.21	2436.34	2406.37	2475.50
		78"(1981mm)	JDSW-2478-K L ■ ■	2453.31	2530.12	2492.47	2569.28
		84"(2134mm)	JDSW-2484-K L ■ ■	2539.41	2623.90	2578.57	2663.06
29"(737mm)	30"(762mm)	48"(1219mm)	JDSW-3048-K L ■ ■	\$ 2116.41	\$ 2154.82	\$ 2156.95	\$ 2195.36
		54"(1372mm)	JDSW-3054-K L ■ ■	2202.51	2248.60	2243.05	2289.14
		60"(1524mm)	JDSW-3060-K L ■ ■	2288.61	2342.38	2329.15	2382.92
		66"(1676mm)	JDSW-3066-K L ■ ■	2374.71	2436.16	2415.25	2476.70
		72"(1829mm)	JDSW-3072-K L ■ ■	2460.81	2529.94	2501.35	2570.48
		78"(1981mm)	JDSW-3078-K L ■ ■	2546.91	2623.72	2587.45	2664.26
		84"(2134mm)	JDSW-3084-K L ■ ■	2633.01	2717.50	2673.55	2758.04
End Panel - HPL B							
29"(737mm)	24"(610mm)	48"(1219mm)	JDSW-2448-K L ■ ■	\$ 2137.33	\$ 2175.74	\$ 2176.49	\$ 2214.90
		54"(1372mm)	JDSW-2454-K L ■ ■	2231.59	2277.68	2270.75	2316.84
		60"(1524mm)	JDSW-2460-K L ■ ■	2325.85	2379.62	2365.01	2418.78
		66"(1676mm)	JDSW-2466-K L ■ ■	2420.11	2481.56	2459.27	2520.72
		72"(1829mm)	JDSW-2472-K L ■ ■	2514.37	2583.50	2553.53	2622.66
		78"(1981mm)	JDSW-2478-K L ■ ■	2608.63	2685.44	2647.79	2724.60
		84"(2134mm)	JDSW-2484-K L ■ ■	2702.89	2787.38	2742.05	2826.54
29"(737mm)	30"(762mm)	48"(1219mm)	JDSW-3048-K L ■ ■	\$ 2235.85	\$ 2274.26	\$ 2276.39	\$ 2314.80
		54"(1372mm)	JDSW-3054-K L ■ ■	2330.11	2376.20	2370.65	2416.74
		60"(1524mm)	JDSW-3060-K L ■ ■	2424.37	2478.14	2464.91	2518.68
		66"(1676mm)	JDSW-3066-K L ■ ■	2518.63	2580.08	2559.17	2620.62
		72"(1829mm)	JDSW-3072-K L ■ ■	2612.89	2682.02	2653.43	2722.56
		78"(1981mm)	JDSW-3078-K L ■ ■	2707.15	2783.96	2747.69	2824.50
		84"(2134mm)	JDSW-3084-K L ■ ■	2801.41	2885.90	2841.95	2926.44

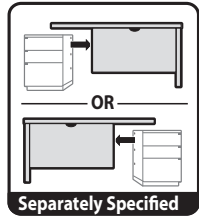
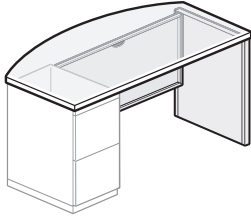
Single Pedestal Desks

Standard Rectangular

Height	Depth	Width	Number	① ② ③	Top - Wood A Trim		Top - Wood B Trim	
					A	B	A	B
End Panel - Wood A								
29"(737mm)	24"(610mm)	48"(1219mm)	JDSW-2448-K	W	\$2282.82	\$ 2321.23	\$ 2416.44	\$2454.85
		54"(1372mm)	JDSW-2454-K	W	2368.92	2415.01	2502.54	2548.63
		60"(1524mm)	JDSW-2460-K	W	2455.02	2508.79	2588.64	2642.41
		66"(1676mm)	JDSW-2466-K	W	2541.12	2602.57	2674.74	2736.19
		72"(1829mm)	JDSW-2472-K	W	2627.22	2696.35	2760.84	2829.97
		78"(1981mm)	JDSW-2478-K	W	2713.32	2790.13	2846.94	2923.75
		84"(2134mm)	JDSW-2484-K	W	2799.42	2883.91	2933.04	3017.53
29"(737mm)	30"(762mm)	48"(1219mm)	JDSW-3048-K	W	\$2376.42	\$ 2414.83	\$ 2513.34	\$ 2551.75
		54"(1372mm)	JDSW-3054-K	W	2462.52	2508.61	2599.44	2645.53
		60"(1524mm)	JDSW-3060-K	W	2548.62	2602.39	2685.54	2739.31
		66"(1676mm)	JDSW-3066-K	W	2634.72	2696.17	2771.64	2833.09
		72"(1829mm)	JDSW-3072-K	W	2720.82	2789.95	2857.74	2926.87
		78"(1981mm)	JDSW-3078-K	W	2806.92	2883.73	2943.84	3020.65
		84"(2134mm)	JDSW-3084-K	W	2893.02	2977.51	3029.94	3114.43
End Panel - Wood B								
29"(737mm)	24"(610mm)	48"(1219mm)	JDSW-2448-K	W	\$ 2397.34	\$2435.75	\$2530.96	\$2569.37
		54"(1372mm)	JDSW-2454-K	W	2491.60	2537.69	2625.22	2671.31
		60"(1524mm)	JDSW-2460-K	W	2585.86	2639.63	2719.48	2773.25
		66"(1676mm)	JDSW-2466-K	W	2680.12	2741.57	2813.74	2875.19
		72"(1829mm)	JDSW-2472-K	W	2774.38	2843.51	2908.00	2977.13
		78"(1981mm)	JDSW-2478-K	W	2868.64	2945.45	3002.26	3079.07
		84"(2134mm)	JDSW-2484-K	W	2962.90	3047.39	3096.52	3181.01
29"(737mm)	30"(762mm)	48"(1219mm)	JDSW-3048-K	W	\$2495.86	\$2534.27	\$2632.78	\$ 2671.19
		54"(1372mm)	JDSW-3054-K	W	2590.12	2636.21	2727.04	2773.13
		60"(1524mm)	JDSW-3060-K	W	2684.38	2738.15	2821.30	2875.07
		66"(1676mm)	JDSW-3066-K	W	2778.64	2840.09	2915.56	2977.01
		72"(1829mm)	JDSW-3072-K	W	2872.90	2942.03	3009.82	3078.95
		78"(1981mm)	JDSW-3078-K	W	2967.16	3043.97	3104.08	3180.89
		84"(2134mm)	JDSW-3084-K	W	3061.42	3145.91	3198.34	3282.83

Single Pedestal Desks

Standard Bow Front



JDGL-JAFSDS
 JDGL-JAFLDS
 JDGL-JAFWDS
 JDGW-KAFSDS
 JDGW-KAFLDS
 JDGW-KAFWDS
 (Left-Hand)
 Class FMI

Features

- Includes high-pressure laminate (HPL) or wood veneer top, steel, laminate or wood end panel, steel modesty panel, and assembly hardware (pedestal not included).
- Top has 3mm edgeband on user and guest edge, and 1mm edgeband on sides.
- Bow edge on guest side extends 6”(152mm) beyond pedestal and end panel at the center of the desk.
- Modesty panel is available with or without scallop wireway for cable management; scallop is centered at top of modesty panel.
- Desk orientation can be field-changed from left to right or right to left.
- Glides provide 1”(25mm) adjustment range.
- Field assembled.

Specification Tip

- One X Series desk pedestal must be specified separately; nominal depth of desk pedestal must match nominal depth of desk top.

To Order, Specify:

1) Product number, including:

1 Pedestal Orientation:

- AF** Left-hand
- FA** Right-hand

2 Modesty Panel Height:

- B** 1/3 Height
- D** 3/4 Height (add **\$101.34** list)
- F** Full Height (add **\$202.67** list)

3 Modesty Panel Cable Management:

- N** No Scallop
- S** Scallop

- 2) Laminate or wood color for top.
- 3) Edge trim color for top (HPL only).
- 4) End panel trim, laminate or wood finish.
- 5) End panel edge color (HPL only)
- 6) Modesty panel trim color.

Note: Desk pedestal must be specified separately.

Height	Depth	Width	Number	Top - HPL A Trim		Top - HPL B Trim		
				A	B	A	B	
End Panel - Steel - Trim A								
29”(737mm)	24”(610mm)	48”(1219mm)	JDGL-2448-J	S	\$ 1866.15	\$ 1904.56	\$ 1933.10	\$ 1971.51
		54”(1372mm)	JDGL-2454-J	S	1952.25	1998.34	2019.20	2065.29
		60”(1524mm)	JDGL-2460-J	S	2038.35	2092.12	2105.30	2159.07
		66”(1676mm)	JDGL-2466-J	S	2124.45	2185.90	2191.40	2252.85
		72”(1829mm)	JDGL-2472-J	S	2210.55	2279.68	2277.50	2346.63
		78”(1981mm)	JDGL-2478-J	S	2296.65	2373.46	2363.60	2440.41
		84”(2134mm)	JDGL-2484-J	S	2382.75	2467.24	2449.70	2534.19
29”(737mm)	30”(762mm)	48”(1219mm)	JDGL-3048-J	S	\$ 1933.05	\$ 1971.46	\$ 2015.36	\$ 2053.77
		54”(1372mm)	JDGL-3054-J	S	2019.15	2065.24	2101.46	2147.55
		60”(1524mm)	JDGL-3060-J	S	2105.25	2159.02	2187.56	2241.33
		66”(1676mm)	JDGL-3066-J	S	2191.35	2252.80	2273.66	2335.11
		72”(1829mm)	JDGL-3072-J	S	2277.45	2346.58	2359.76	2428.89
		78”(1981mm)	JDGL-3078-J	S	2363.55	2440.36	2445.86	2522.67
		84”(2134mm)	JDGL-3084-J	S	2449.65	2534.14	2531.96	2616.45
End Panel - Steel - Trim B								
29”(737mm)	24”(610mm)	48”(1219mm)	JDGL-2448-J	S	\$ 1954.80	\$ 1993.21	\$ 2021.75	\$ 2060.16
		54”(1372mm)	JDGL-2454-J	S	2047.80	2093.89	2114.75	2160.84
		60”(1524mm)	JDGL-2460-J	S	2140.80	2194.57	2207.75	2261.52
		66”(1676mm)	JDGL-2466-J	S	2233.80	2295.25	2300.75	2362.20
		72”(1829mm)	JDGL-2472-J	S	2326.80	2395.93	2393.75	2462.88
		78”(1981mm)	JDGL-2478-J	S	2419.80	2496.61	2486.75	2563.56
		84”(2134mm)	JDGL-2484-J	S	2512.80	2597.29	2579.75	2664.24
29”(737mm)	30”(762mm)	48”(1219mm)	JDGL-3048-J	S	\$ 2025.54	\$ 2063.95	\$ 2107.85	\$ 2146.26
		54”(1372mm)	JDGL-3054-J	S	2118.54	2164.63	2200.85	2246.94
		60”(1524mm)	JDGL-3060-J	S	2211.54	2265.31	2293.85	2347.62
		66”(1676mm)	JDGL-3066-J	S	2304.54	2365.99	2386.85	2448.30
		72”(1829mm)	JDGL-3072-J	S	2397.54	2466.67	2479.85	2548.98
		78”(1981mm)	JDGL-3078-J	S	2490.54	2567.35	2572.85	2649.66
		84”(2134mm)	JDGL-3084-J	S	2583.54	2668.03	2665.85	2750.34

Single Pedestal Desks

Standard Bow Front

Height	Depth	Width	Number ① ② ③	Top - HPL A Trim		Top - HPL B Trim	
				A	B	A	B
End Panel - HPL A							
29"(737mm)	24"(610mm)	48"(1219mm)	JDGL-2448-J L ■ ■	\$ 1699.81	\$ 1738.22	\$ 1738.97	\$ 1777.38
		54"(1372mm)	JDGL-2454-J L ■ ■	1785.91	1832.00	1825.07	1871.16
		60"(1524mm)	JDGL-2460-J L ■ ■	1872.01	1925.78	1911.17	1964.94
		66"(1676mm)	JDGL-2466-J L ■ ■	1958.11	2019.56	1997.27	2058.72
		72"(1829mm)	JDGL-2472-J L ■ ■	2044.21	2113.34	2083.37	2152.50
		78"(1981mm)	JDGL-2478-J L ■ ■	2130.31	2207.12	2169.47	2246.28
		84"(2134mm)	JDGL-2484-J L ■ ■	2216.41	2300.90	2255.57	2340.06
		29"(737mm)	30"(762mm)	48"(1219mm)	JDGL-3048-J L ■ ■	\$ 1766.71	\$ 1805.12
54"(1372mm)	JDGL-3054-J L ■ ■			1852.81	1898.90	1893.35	1939.44
60"(1524mm)	JDGL-3060-J L ■ ■			1938.91	1992.68	1979.45	2033.22
66"(1676mm)	JDGL-3066-J L ■ ■			2025.01	2086.46	2065.55	2127.00
72"(1829mm)	JDGL-3072-J L ■ ■			2111.11	2180.24	2151.65	2220.78
78"(1981mm)	JDGL-3078-J L ■ ■			2197.21	2274.02	2237.75	2314.56
84"(2134mm)	JDGL-3084-J L ■ ■			2283.31	2367.80	2323.85	2408.34
End Panel - HPL B							
29"(737mm)	24"(610mm)	48"(1219mm)	JDGL-2448-J L ■ ■	\$ 1788.46	\$ 1826.87	\$ 1827.62	\$ 1866.03
		54"(1372mm)	JDGL-2454-J L ■ ■	1881.46	1927.55	1920.62	1966.71
		60"(1524mm)	JDGL-2460-J L ■ ■	1974.46	2028.23	2013.62	2067.39
		66"(1676mm)	JDGL-2466-J L ■ ■	2067.46	2128.91	2106.62	2168.07
		72"(1829mm)	JDGL-2472-J L ■ ■	2160.46	2229.59	2199.62	2268.75
		78"(1981mm)	JDGL-2478-J L ■ ■	2253.46	2330.27	2292.62	2369.43
		84"(2134mm)	JDGL-2484-J L ■ ■	2346.46	2430.95	2385.62	2470.11
		29"(737mm)	30"(762mm)	48"(1219mm)	JDGL-3048-J L ■ ■	\$ 1859.20	\$ 1897.61
54"(1372mm)	JDGL-3054-J L ■ ■			1952.20	1998.29	1992.74	2038.83
60"(1524mm)	JDGL-3060-J L ■ ■			2045.20	2098.97	2085.74	2139.51
66"(1676mm)	JDGL-3066-J L ■ ■			2138.20	2199.65	2178.74	2240.19
72"(1829mm)	JDGL-3072-J L ■ ■			2231.20	2300.33	2271.74	2340.87
78"(1981mm)	JDGL-3078-J L ■ ■			2324.20	2401.01	2364.74	2441.55
84"(2134mm)	JDGL-3084-J L ■ ■			2417.20	2501.69	2457.74	2542.23

Single Pedestal Desks

Standard Bow Front

Height	Depth	Width	Number	①	②	③	Top - HPL A Trim		Top - HPL B Trim	
							A	B	A	B
End Panel - Wood A										
29"(737mm)	24"(610mm)	48"(1219mm)	JDGL-2448-J	W			\$ 1959.82	\$ 1998.23	\$2093.44	\$ 2131.85
		54"(1372mm)	JDGL-2454-J	W			2045.92	2092.01	2179.54	2225.63
		60"(1524mm)	JDGL-2460-J	W			2132.02	2185.79	2265.64	2319.41
		66"(1676mm)	JDGL-2466-J	W			2218.12	2279.57	2351.74	2413.19
		72"(1829mm)	JDGL-2472-J	W			2304.22	2373.35	2437.84	2506.97
		78"(1981mm)	JDGL-2478-J	W			2390.32	2467.13	2523.94	2600.75
		84"(2134mm)	JDGL-2484-J	W			2476.42	2560.91	2610.04	2694.53
29"(737mm)	30"(762mm)	48"(1219mm)	JDGL-3048-J	W			\$2026.72	\$2065.13	\$ 2163.64	\$2202.05
		54"(1372mm)	JDGL-3054-J	W			2112.82	2158.91	2249.74	2295.83
		60"(1524mm)	JDGL-3060-J	W			2198.92	2252.69	2335.84	2389.61
		66"(1676mm)	JDGL-3066-J	W			2285.02	2346.47	2421.94	2483.39
		72"(1829mm)	JDGL-3072-J	W			2371.12	2440.25	2508.04	2577.17
		78"(1981mm)	JDGL-3078-J	W			2457.22	2534.03	2594.14	2670.95
		84"(2134mm)	JDGL-3084-J	W			2543.32	2627.81	2680.24	2764.73
End Panel - Wood B										
29"(737mm)	24"(610mm)	48"(1219mm)	JDGL-2448-J	W			\$2048.47	\$2086.88	\$ 2182.09	\$2220.50
		54"(1372mm)	JDGL-2454-J	W			2141.47	2187.56	2275.09	2321.18
		60"(1524mm)	JDGL-2460-J	W			2234.47	2288.24	2368.09	2421.86
		66"(1676mm)	JDGL-2466-J	W			2327.47	2388.92	2461.09	2522.54
		72"(1829mm)	JDGL-2472-J	W			2420.47	2489.60	2554.09	2623.22
		78"(1981mm)	JDGL-2478-J	W			2513.47	2590.28	2647.09	2723.90
		84"(2134mm)	JDGL-2484-J	W			2606.47	2690.96	2740.09	2824.58
29"(737mm)	30"(762mm)	48"(1219mm)	JDGL-3048-J	W			\$ 2119.21	\$ 2157.62	\$2256.13	\$2294.54
		54"(1372mm)	JDGL-3054-J	W			2212.21	2258.30	2349.13	2395.22
		60"(1524mm)	JDGL-3060-J	W			2305.21	2358.98	2442.13	2495.90
		66"(1676mm)	JDGL-3066-J	W			2398.21	2459.66	2535.13	2596.58
		72"(1829mm)	JDGL-3072-J	W			2491.21	2560.34	2628.13	2697.26
		78"(1981mm)	JDGL-3078-J	W			2584.21	2661.02	2721.13	2797.94
		84"(2134mm)	JDGL-3084-J	W			2677.21	2761.70	2814.13	2898.62

Single Pedestal Desks

Standard Bow Front

Height	Depth	Width	Number	① ② ③	Top - Wood A Trim		Top - Wood B Trim	
					A	B	A	B
End Panel - Steel A								
29"(737mm)	24"(610mm)	48"(1219mm)	JDGW-2448-K	S	\$ 2351.65	\$2390.06	\$ 2418.60	\$ 2457.01
		54"(1372mm)	JDGW-2454-K	S	2437.75	2483.84	2504.70	2550.79
		60"(1524mm)	JDGW-2460-K	S	2523.85	2577.62	2590.80	2644.57
		66"(1676mm)	JDGW-2466-K	S	2609.95	2671.40	2676.90	2738.35
		72"(1829mm)	JDGW-2472-K	S	2696.05	2765.18	2763.00	2832.13
		78"(1981mm)	JDGW-2478-K	S	2782.15	2858.96	2849.10	2925.91
		84"(2134mm)	JDGW-2484-K	S	2868.25	2952.74	2935.20	3019.69
29"(737mm)	30"(762mm)	48"(1219mm)	JDGW-3048-K	S	\$2445.25	\$2483.66	\$ 2527.56	\$ 2565.97
		54"(1372mm)	JDGW-3054-K	S	2531.35	2577.44	2613.66	2659.75
		60"(1524mm)	JDGW-3060-K	S	2617.45	2671.22	2699.76	2753.53
		66"(1676mm)	JDGW-3066-K	S	2703.55	2765.00	2785.86	2847.31
		72"(1829mm)	JDGW-3072-K	S	2789.65	2858.78	2871.96	2941.09
		78"(1981mm)	JDGW-3078-K	S	2875.75	2952.56	2958.06	3034.87
		84"(2134mm)	JDGW-3084-K	S	2961.85	3046.34	3044.16	3128.65
End Panel - Steel B								
29"(737mm)	24"(610mm)	48"(1219mm)	JDGW-2448-K	S	\$2495.07	\$ 2533.48	\$2562.02	\$2600.43
		54"(1372mm)	JDGW-2454-K	S	2589.33	2635.42	2656.28	2702.37
		60"(1524mm)	JDGW-2460-K	S	2683.59	2737.36	2750.54	2804.31
		66"(1676mm)	JDGW-2466-K	S	2777.85	2839.30	2844.80	2906.25
		72"(1829mm)	JDGW-2472-K	S	2872.11	2941.24	2939.06	3008.19
		78"(1981mm)	JDGW-2478-K	S	2966.37	3043.18	3033.32	3110.13
		84"(2134mm)	JDGW-2484-K	S	3060.63	3145.12	3127.58	3212.07
29"(737mm)	30"(762mm)	48"(1219mm)	JDGW-3048-K	S	\$2593.59	\$2632.00	\$ 2675.90	\$ 2714.31
		54"(1372mm)	JDGW-3054-K	S	2687.85	2733.94	2770.16	2816.25
		60"(1524mm)	JDGW-3060-K	S	2782.11	2835.88	2864.42	2918.19
		66"(1676mm)	JDGW-3066-K	S	2876.37	2937.82	2958.68	3020.13
		72"(1829mm)	JDGW-3072-K	S	2970.63	3039.76	3052.94	3122.07
		78"(1981mm)	JDGW-3078-K	S	3064.89	3141.70	3147.20	3224.01
		84"(2134mm)	JDGW-3084-K	S	3159.15	3243.64	3241.46	3325.95

Single Pedestal Desks

Standard Bow Front

Height	Depth	Width	Number	① ②③	Top - Wood A Trim		Top - Wood B Trim	
					A	B	A	B
End Panel - HPL A								
29"(737mm)	24"(610mm)	48"(1219mm)	JDGW-2448-K	L	\$ 2185.31	\$ 2223.72	\$ 2224.47	\$ 2262.88
		54"(1372mm)	JDGW-2454-K	L	2271.41	2317.50	2310.57	2356.66
		60"(1524mm)	JDGW-2460-K	L	2357.51	2411.28	2396.67	2450.44
		66"(1676mm)	JDGW-2466-K	L	2443.61	2505.06	2482.77	2544.22
		72"(1829mm)	JDGW-2472-K	L	2529.71	2598.84	2568.87	2638.00
		78"(1981mm)	JDGW-2478-K	L	2615.81	2692.62	2654.97	2731.78
		84"(2134mm)	JDGW-2484-K	L	2701.91	2786.40	2741.07	2825.56
29"(737mm)	30"(762mm)	48"(1219mm)	JDGW-3048-K	L	\$ 2278.91	\$ 2317.32	\$ 2319.45	\$ 2357.86
		54"(1372mm)	JDGW-3054-K	L	2365.01	2411.10	2405.55	2451.64
		60"(1524mm)	JDGW-3060-K	L	2451.11	2504.88	2491.65	2545.42
		66"(1676mm)	JDGW-3066-K	L	2537.21	2598.66	2577.75	2639.20
		72"(1829mm)	JDGW-3072-K	L	2623.31	2692.44	2663.85	2732.98
		78"(1981mm)	JDGW-3078-K	L	2709.41	2786.22	2749.95	2826.76
		84"(2134mm)	JDGW-3084-K	L	2795.51	2880.00	2836.05	2920.54
End Panel - HPL B								
29"(737mm)	24"(610mm)	48"(1219mm)	JDGW-2448-K	L	\$ 2328.73	\$ 2367.14	\$ 2367.89	\$ 2406.30
		54"(1372mm)	JDGW-2454-K	L	2422.99	2469.08	2462.15	2508.24
		60"(1524mm)	JDGW-2460-K	L	2517.25	2571.02	2556.41	2610.18
		66"(1676mm)	JDGW-2466-K	L	2611.51	2672.96	2650.67	2712.12
		72"(1829mm)	JDGW-2472-K	L	2705.77	2774.90	2744.93	2814.06
		78"(1981mm)	JDGW-2478-K	L	2800.03	2876.84	2839.19	2916.00
		84"(2134mm)	JDGW-2484-K	L	2894.29	2978.78	2933.45	3017.94
29"(737mm)	30"(762mm)	48"(1219mm)	JDGW-3048-K	L	\$ 2427.25	\$ 2465.66	\$ 2467.79	\$ 2506.20
		54"(1372mm)	JDGW-3054-K	L	2521.51	2567.60	2562.05	2608.14
		60"(1524mm)	JDGW-3060-K	L	2615.77	2669.54	2656.31	2710.08
		66"(1676mm)	JDGW-3066-K	L	2710.03	2771.48	2750.57	2812.02
		72"(1829mm)	JDGW-3072-K	L	2804.29	2873.42	2844.83	2913.96
		78"(1981mm)	JDGW-3078-K	L	2898.55	2975.36	2939.09	3015.90
		84"(2134mm)	JDGW-3084-K	L	2992.81	3077.30	3033.35	3117.84

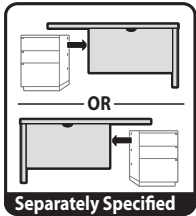
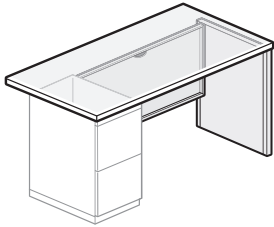
Single Pedestal Desks

Standard Bow Front

Height	Depth	Width	Number	① ② ③	Top - Wood A Trim		Top - Wood B Trim	
					A	B	A	B
End Panel - Wood A								
29"(737mm)	24"(610mm)	48"(1219mm)	JDGW-2448-K	W	\$2445.32	\$2483.73	\$2578.94	\$2617.35
		54"(1372mm)	JDGW-2454-K	W	2531.42	2577.51	2665.04	2711.13
		60"(1524mm)	JDGW-2460-K	W	2617.52	2671.29	2751.14	2804.91
		66"(1676mm)	JDGW-2466-K	W	2703.62	2765.07	2837.24	2898.69
		72"(1829mm)	JDGW-2472-K	W	2789.72	2858.85	2923.34	2992.47
		78"(1981mm)	JDGW-2478-K	W	2875.82	2952.63	3009.44	3086.25
		84"(2134mm)	JDGW-2484-K	W	2961.92	3046.41	3095.54	3180.03
29"(737mm)	30"(762mm)	48"(1219mm)	JDGW-3048-K	W	\$2538.92	\$2577.33	\$2675.84	\$2714.25
		54"(1372mm)	JDGW-3054-K	W	2625.02	2671.11	2761.94	2808.03
		60"(1524mm)	JDGW-3060-K	W	2711.12	2764.89	2848.04	2901.81
		66"(1676mm)	JDGW-3066-K	W	2797.22	2858.67	2934.14	2995.59
		72"(1829mm)	JDGW-3072-K	W	2883.32	2952.45	3020.24	3089.37
		78"(1981mm)	JDGW-3078-K	W	2969.42	3046.23	3106.34	3183.15
		84"(2134mm)	JDGW-3084-K	W	3055.52	3140.01	3192.44	3276.93
End Panel - Wood B								
29"(737mm)	24"(610mm)	48"(1219mm)	JDGW-2448-K	W	\$2588.74	\$2627.15	\$2722.36	\$2760.77
		54"(1372mm)	JDGW-2454-K	W	2683.00	2729.09	2816.62	2862.71
		60"(1524mm)	JDGW-2460-K	W	2777.26	2831.03	2910.88	2964.65
		66"(1676mm)	JDGW-2466-K	W	2871.52	2932.97	3005.14	3066.59
		72"(1829mm)	JDGW-2472-K	W	2965.78	3034.91	3099.40	3168.53
		78"(1981mm)	JDGW-2478-K	W	3060.04	3136.85	3193.66	3270.47
		84"(2134mm)	JDGW-2484-K	W	3154.30	3238.79	3287.92	3372.41
29"(737mm)	30"(762mm)	48"(1219mm)	JDGW-3048-K	W	\$2687.26	\$2725.67	\$2824.18	\$2862.59
		54"(1372mm)	JDGW-3054-K	W	2781.52	2827.61	2918.44	2964.53
		60"(1524mm)	JDGW-3060-K	W	2875.78	2929.55	3012.70	3066.47
		66"(1676mm)	JDGW-3066-K	W	2970.04	3031.49	3106.96	3168.41
		72"(1829mm)	JDGW-3072-K	W	3064.30	3133.43	3201.22	3270.35
		78"(1981mm)	JDGW-3078-K	W	3158.56	3235.37	3295.48	3372.29
		84"(2134mm)	JDGW-3084-K	W	3252.82	3337.31	3389.74	3474.23

Single Pedestal Desks

Executive Rectangular



JDXL-JAFSDS
 JDLSL-JAFDLS
 JDXL-JAFWDS
 JDXW-KAFSDS
 JDXW-KAFDLS
 JDXW-KAFWDS
 (Left-Hand)
 Class FMI

Features

- Includes high-pressure laminate (HPL) or wood veneer top, steel, laminate or wood end panel, steel modesty panel, and assembly hardware (pedestal not included).
- Top has 3mm edgeband on user and guest edge, and 1mm edgeband on sides.
- Edge on guest side extends 6”(152mm) beyond pedestal and end panel along the entire width of the desk.
- Modesty panel is available with or without scallop wireway for cable management; scallop is centered at top of modesty panel.
- Desk orientation can be field-changed from left to right or right to left.
- Glides provide 1”(25mm) adjustment range.
- Field assembled.

Specification Tip

- One X Series desk pedestal must be specified separately; nominal depth of desk pedestal must be 6”(152mm) less than nominal depth of desk top. See table.

Desk/Pedestal Nominal Depths

Desk Depth	Pedestal Depth
30”(762mm)	24”(610mm)
36”(914mm)	30”(762mm)

To Order, Specify:

- Product number, including:
 - Pedestal Orientation:**
 - AF** Left-hand
 - FA** Right-hand
 - Modesty Panel Height:**
 - B** 1/3 Height
 - D** 3/4 Height (add **\$101.34** list)
 - F** Full Height (add **\$202.67** list)
 - Modesty Panel Cable Management:**
 - N** No Scallop
 - S** Scallop
 - Laminate or wood color for top.
 - Edge trim color for top (HPL only).
 - End panel trim, laminate or wood finish.
 - End panel edge color (HPL only).
 - Modesty panel trim color.
- Note:** Desk pedestal must be specified separately.

Height	Depth	Width	Number	Top - HPL A Trim		Top - HPL B Trim		
				1	2 3	A	B	
End Panel - Steel - Trim A								
29”(737mm)	30”(762mm)	48”(1219mm)	JDXL-3048-J	S	\$ 1797.31	\$ 1835.72	\$ 1879.62	\$ 1918.03
		54”(1372mm)	JDXL-3054-J	S	1883.41	1929.50	1965.72	2011.81
		60”(1524mm)	JDXL-3060-J	S	1969.51	2023.28	2051.82	2105.59
		66”(1676mm)	JDXL-3066-J	S	2055.61	2117.06	2137.92	2199.37
		72”(1829mm)	JDXL-3072-J	S	2141.71	2210.84	2224.02	2293.15
		78”(1981mm)	JDXL-3078-J	S	2227.81	2304.62	2310.12	2386.93
		84”(2134mm)	JDXL-3084-J	S	2313.91	2398.40	2396.22	2480.71
29”(737mm)	36”(914mm)	48”(1219mm)	JDXL-3648-J	S	\$ 1864.21	\$ 1902.62	\$ 1961.88	\$2000.29
		54”(1372mm)	JDXL-3654-J	S	1950.31	1996.40	2047.98	2094.07
		60”(1524mm)	JDXL-3660-J	S	2036.41	2090.18	2134.08	2187.85
		66”(1676mm)	JDXL-3666-J	S	2122.51	2183.96	2220.18	2281.63
		72”(1829mm)	JDXL-3672-J	S	2208.61	2277.74	2306.28	2375.41
		78”(1981mm)	JDXL-3678-J	S	2294.71	2371.52	2392.38	2469.19
		84”(2134mm)	JDXL-3684-J	S	2380.81	2465.30	2478.48	2562.97
End Panel - Steel - Trim B								
29”(737mm)	30”(762mm)	48”(1219mm)	JDXL-3048-J	S	\$ 1878.95	\$ 1917.36	\$ 1961.26	\$ 1999.67
		54”(1372mm)	JDXL-3054-J	S	1971.95	2018.04	2054.26	2100.35
		60”(1524mm)	JDXL-3060-J	S	2064.95	2118.72	2147.26	2201.03
		66”(1676mm)	JDXL-3066-J	S	2157.95	2219.40	2240.26	2301.71
		72”(1829mm)	JDXL-3072-J	S	2250.95	2320.08	2333.26	2402.39
		78”(1981mm)	JDXL-3078-J	S	2343.95	2420.76	2426.26	2503.07
		84”(2134mm)	JDXL-3084-J	S	2436.95	2521.44	2519.26	2603.75
29”(737mm)	36”(914mm)	48”(1219mm)	JDXL-3648-J	S	\$ 1949.69	\$ 1988.10	\$ 2047.36	\$ 2085.77
		54”(1372mm)	JDXL-3654-J	S	2042.69	2088.78	2140.36	2186.45
		60”(1524mm)	JDXL-3660-J	S	2135.69	2189.46	2233.36	2287.13
		66”(1676mm)	JDXL-3666-J	S	2228.69	2290.14	2326.36	2387.81
		72”(1829mm)	JDXL-3672-J	S	2321.69	2390.82	2419.36	2488.49
		78”(1981mm)	JDXL-3678-J	S	2414.69	2491.50	2512.36	2589.17
		84”(2134mm)	JDXL-3684-J	S	2507.69	2592.18	2605.36	2689.85

Single Pedestal Desks

Executive Rectangular

Height	Depth	Width	Number ① ② ③	Top - HPL A Trim		Top - HPL B Trim	
				A	B	A	B
End Panel - HPL A							
29"(737mm)	30"(762mm)	48"(1219mm)	JDXL-3048-J L ■ ■	\$ 1630.97	\$ 1669.38	\$ 1671.51	\$ 1709.92
		54"(1372mm)	JDXL-3054-J L ■ ■	1717.07	1763.16	1757.61	1803.70
		60"(1524mm)	JDXL-3060-J L ■ ■	1803.17	1856.94	1843.71	1897.48
		66"(1676mm)	JDXL-3066-J L ■ ■	1889.27	1950.72	1929.81	1991.26
		72"(1829mm)	JDXL-3072-J L ■ ■	1975.37	2044.50	2015.91	2085.04
		78"(1981mm)	JDXL-3078-J L ■ ■	2061.47	2138.28	2102.01	2178.82
		84"(2134mm)	JDXL-3084-J L ■ ■	2147.57	2232.06	2188.11	2272.60
		29"(737mm)	36"(914mm)	48"(1219mm)	JDXL-3648-J L ■ ■	\$ 1697.87	\$ 1736.28
54"(1372mm)	JDXL-3654-J L ■ ■			1783.97	1830.06	1825.89	1871.98
60"(1524mm)	JDXL-3660-J L ■ ■			1870.07	1923.84	1911.99	1965.76
66"(1676mm)	JDXL-3666-J L ■ ■			1956.17	2017.62	1998.09	2059.54
72"(1829mm)	JDXL-3672-J L ■ ■			2042.27	2111.40	2084.19	2153.32
78"(1981mm)	JDXL-3678-J L ■ ■			2128.37	2205.18	2170.29	2247.10
84"(2134mm)	JDXL-3684-J L ■ ■			2214.47	2298.96	2256.39	2340.88
End Panel - HPL B							
29"(737mm)	30"(762mm)	48"(1219mm)	JDXL-3048-J L ■ ■	\$ 1712.61	\$ 1751.02	\$ 1753.15	\$ 1791.56
		54"(1372mm)	JDXL-3054-J L ■ ■	1805.61	1851.70	1846.15	1892.24
		60"(1524mm)	JDXL-3060-J L ■ ■	1898.61	1952.38	1939.15	1992.92
		66"(1676mm)	JDXL-3066-J L ■ ■	1991.61	2053.06	2032.15	2093.60
		72"(1829mm)	JDXL-3072-J L ■ ■	2084.61	2153.74	2125.15	2194.28
		78"(1981mm)	JDXL-3078-J L ■ ■	2177.61	2254.42	2218.15	2294.96
		84"(2134mm)	JDXL-3084-J L ■ ■	2270.61	2355.10	2311.15	2395.64
		29"(737mm)	36"(914mm)	48"(1219mm)	JDXL-3648-J L ■ ■	\$ 1783.35	\$ 1821.76
54"(1372mm)	JDXL-3654-J L ■ ■			1876.35	1922.44	1918.27	1964.36
60"(1524mm)	JDXL-3660-J L ■ ■			1969.35	2023.12	2011.27	2065.04
66"(1676mm)	JDXL-3666-J L ■ ■			2062.35	2123.80	2104.27	2165.72
72"(1829mm)	JDXL-3672-J L ■ ■			2155.35	2224.48	2197.27	2266.40
78"(1981mm)	JDXL-3678-J L ■ ■			2248.35	2325.16	2290.27	2367.08
84"(2134mm)	JDXL-3684-J L ■ ■			2341.35	2425.84	2383.27	2467.76

Single Pedestal Desks

Executive Rectangular

Height	Depth	Width	Number	①	②	③	Top - HPL A Trim		Top - HPL B Trim	
							A	B	A	B
End Panel - Wood A										
29"(737mm)	30"(762mm)	48"(1219mm)	JDXL-3048-J	W			\$ 1890.98	\$ 1929.39	\$ 2027.90	\$ 2066.31
		54"(1372mm)	JDXL-3054-J	W			1977.08	2023.17	2114.00	2160.09
		60"(1524mm)	JDXL-3060-J	W			2063.18	2116.95	2200.10	2253.87
		66"(1676mm)	JDXL-3066-J	W			2149.28	2210.73	2286.20	2347.65
		72"(1829mm)	JDXL-3072-J	W			2235.38	2304.51	2372.30	2441.43
		78"(1981mm)	JDXL-3078-J	W			2321.48	2398.29	2458.40	2535.21
		84"(2134mm)	JDXL-3084-J	W			2407.58	2492.07	2544.50	2628.99
29"(737mm)	36"(914mm)	48"(1219mm)	JDXL-3648-J	W			\$ 1957.88	\$ 1996.29	\$ 2098.10	\$ 2136.51
		54"(1372mm)	JDXL-3654-J	W			2043.98	2090.07	2184.20	2230.29
		60"(1524mm)	JDXL-3660-J	W			2130.08	2183.85	2270.30	2324.07
		66"(1676mm)	JDXL-3666-J	W			2216.18	2277.63	2356.40	2417.85
		72"(1829mm)	JDXL-3672-J	W			2302.28	2371.41	2442.50	2511.63
		78"(1981mm)	JDXL-3678-J	W			2388.38	2465.19	2528.60	2605.41
		84"(2134mm)	JDXL-3684-J	W			2474.48	2558.97	2614.70	2699.19
End Panel - Wood B										
29"(737mm)	30"(762mm)	48"(1219mm)	JDXL-3048-J	W			\$ 1972.62	\$ 2011.03	\$ 2109.54	\$ 2147.95
		54"(1372mm)	JDXL-3054-J	W			2065.62	2111.71	2202.54	2248.63
		60"(1524mm)	JDXL-3060-J	W			2158.62	2212.39	2295.54	2349.31
		66"(1676mm)	JDXL-3066-J	W			2251.62	2313.07	2388.54	2449.99
		72"(1829mm)	JDXL-3072-J	W			2344.62	2413.75	2481.54	2550.67
		78"(1981mm)	JDXL-3078-J	W			2437.62	2514.43	2574.54	2651.35
		84"(2134mm)	JDXL-3084-J	W			2530.62	2615.11	2667.54	2752.03
29"(737mm)	36"(914mm)	48"(1219mm)	JDXL-3648-J	W			\$ 2043.36	\$ 2081.77	\$ 2183.58	\$ 2221.99
		54"(1372mm)	JDXL-3654-J	W			2136.36	2182.45	2276.58	2322.67
		60"(1524mm)	JDXL-3660-J	W			2229.36	2283.13	2369.58	2423.35
		66"(1676mm)	JDXL-3666-J	W			2322.36	2383.81	2462.58	2524.03
		72"(1829mm)	JDXL-3672-J	W			2415.36	2484.49	2555.58	2624.71
		78"(1981mm)	JDXL-3678-J	W			2508.36	2585.17	2648.58	2725.39
		84"(2134mm)	JDXL-3684-J	W			2601.36	2685.85	2741.58	2826.07

Single Pedestal Desks

Executive Rectangular

Height	Depth	Width	Number	① ② ③	Top - Wood A Trim		Top - Wood B Trim	
					A	B	A	B
End Panel - Steel A								
29"(737mm)	30"(762mm)	48"(1219mm)	JDXW-3048-K	S	\$ 2282.75	\$ 2321.16	\$ 2365.06	\$ 2403.47
		54"(1372mm)	JDXW-3054-K	S	2368.85	2414.94	2451.16	2497.25
		60"(1524mm)	JDXW-3060-K	S	2454.95	2508.72	2537.26	2591.03
		66"(1676mm)	JDXW-3066-K	S	2541.05	2602.50	2623.36	2684.81
		72"(1829mm)	JDXW-3072-K	S	2627.15	2696.28	2709.46	2778.59
		78"(1981mm)	JDXW-3078-K	S	2713.25	2790.06	2795.56	2872.37
		84"(2134mm)	JDXW-3084-K	S	2799.35	2883.84	2881.66	2966.15
29"(737mm)	36"(914mm)	48"(1219mm)	JDXW-3648-K	S	\$ 2376.35	\$ 2414.76	\$ 2474.02	\$ 2512.43
		54"(1372mm)	JDXW-3654-K	S	2462.45	2508.54	2560.12	2606.21
		60"(1524mm)	JDXW-3660-K	S	2548.55	2602.32	2646.22	2699.99
		66"(1676mm)	JDXW-3666-K	S	2634.65	2696.10	2732.32	2793.77
		72"(1829mm)	JDXW-3672-K	S	2720.75	2789.88	2818.42	2887.55
		78"(1981mm)	JDXW-3678-K	S	2806.85	2883.66	2904.52	2981.33
		84"(2134mm)	JDXW-3684-K	S	2892.95	2977.44	2990.62	3075.11
End Panel - Steel B								
29"(737mm)	30"(762mm)	48"(1219mm)	JDXW-3048-K	S	\$2402.19	\$2440.60	\$2484.50	\$2522.91
		54"(1372mm)	JDXW-3054-K	S	2496.45	2542.54	2578.76	2624.85
		60"(1524mm)	JDXW-3060-K	S	2590.71	2644.48	2673.02	2726.79
		66"(1676mm)	JDXW-3066-K	S	2684.97	2746.42	2767.28	2828.73
		72"(1829mm)	JDXW-3072-K	S	2779.23	2848.36	2861.54	2930.67
		78"(1981mm)	JDXW-3078-K	S	2873.49	2950.30	2955.80	3032.61
		84"(2134mm)	JDXW-3084-K	S	2967.75	3052.24	3050.06	3134.55
29"(737mm)	36"(914mm)	48"(1219mm)	JDXW-3648-K	S	\$2500.71	\$2539.12	\$2598.38	\$2636.79
		54"(1372mm)	JDXW-3654-K	S	2594.97	2641.06	2692.64	2738.73
		60"(1524mm)	JDXW-3660-K	S	2689.23	2743.00	2786.90	2840.67
		66"(1676mm)	JDXW-3666-K	S	2783.49	2844.94	2881.16	2942.61
		72"(1829mm)	JDXW-3672-K	S	2877.75	2946.88	2975.42	3044.55
		78"(1981mm)	JDXW-3678-K	S	2972.01	3048.82	3069.68	3146.49
		84"(2134mm)	JDXW-3684-K	S	3066.27	3150.76	3163.94	3248.43

Single Pedestal Desks

Executive Rectangular

Height	Depth	Width	Number	① ② ③	Top - Wood A Trim		Top - Wood B Trim	
					A	B	A	B
End Panel - HPL A								
29"(737mm)	30"(762mm)	48"(1219mm)	JDXW-3048-K	L	\$ 2116.41	\$ 2154.82	\$ 2156.95	\$ 2195.36
		54"(1372mm)	JDXW-3054-K	L	2202.51	2248.60	2243.05	2289.14
		60"(1524mm)	JDXW-3060-K	L	2288.61	2342.38	2329.15	2382.92
		66"(1676mm)	JDXW-3066-K	L	2374.71	2436.16	2415.25	2476.70
		72"(1829mm)	JDXW-3072-K	L	2460.81	2529.94	2501.35	2570.48
		78"(1981mm)	JDXW-3078-K	L	2546.91	2623.72	2587.45	2664.26
		84"(2134mm)	JDXW-3084-K	L	2633.01	2717.50	2673.55	2758.04
29"(737mm)	36"(914mm)	48"(1219mm)	JDXW-3648-K	L	\$ 2210.01	\$2248.42	\$ 2251.93	\$2290.34
		54"(1372mm)	JDXW-3654-K	L	2296.11	2342.20	2338.03	2384.12
		60"(1524mm)	JDXW-3660-K	L	2382.21	2435.98	2424.13	2477.90
		66"(1676mm)	JDXW-3666-K	L	2468.31	2529.76	2510.23	2571.68
		72"(1829mm)	JDXW-3672-K	L	2554.41	2623.54	2596.33	2665.46
		78"(1981mm)	JDXW-3678-K	L	2640.51	2717.32	2682.43	2759.24
		84"(2134mm)	JDXW-3684-K	L	2726.61	2811.10	2768.53	2853.02
End Panel - HPL B								
29"(737mm)	30"(762mm)	48"(1219mm)	JDXW-3048-K	L	\$2235.85	\$ 2274.26	\$ 2276.39	\$ 2314.80
		54"(1372mm)	JDXW-3054-K	L	2330.11	2376.20	2370.65	2416.74
		60"(1524mm)	JDXW-3060-K	L	2424.37	2478.14	2464.91	2518.68
		66"(1676mm)	JDXW-3066-K	L	2518.63	2580.08	2559.17	2620.62
		72"(1829mm)	JDXW-3072-K	L	2612.89	2682.02	2653.43	2722.56
		78"(1981mm)	JDXW-3078-K	L	2707.15	2783.96	2747.69	2824.50
		84"(2134mm)	JDXW-3084-K	L	2801.41	2885.90	2841.95	2926.44
29"(737mm)	36"(914mm)	48"(1219mm)	JDXW-3648-K	L	\$2334.37	\$2372.78	\$2376.29	\$ 2414.70
		54"(1372mm)	JDXW-3654-K	L	2428.63	2474.72	2470.55	2516.64
		60"(1524mm)	JDXW-3660-K	L	2522.89	2576.66	2564.81	2618.58
		66"(1676mm)	JDXW-3666-K	L	2617.15	2678.60	2659.07	2720.52
		72"(1829mm)	JDXW-3672-K	L	2711.41	2780.54	2753.33	2822.46
		78"(1981mm)	JDXW-3678-K	L	2805.67	2882.48	2847.59	2924.40
		84"(2134mm)	JDXW-3684-K	L	2899.93	2984.42	2941.85	3026.34

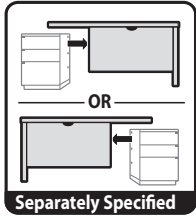
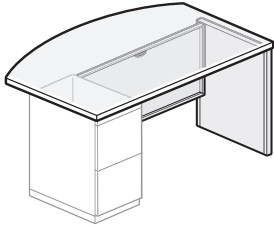
Single Pedestal Desks

Executive Rectangular

Height	Depth	Width	Number	① ②③	Top - Wood A Trim		Top - Wood B Trim	
					A	B	A	B
End Panel - Wood A								
29"(737mm)	30"(762mm)	48"(1219mm)	JDXW-3048-K	W	\$ 2376.42	\$ 2414.83	\$ 2513.34	\$ 2551.75
		54"(1372mm)	JDXW-3054-K	W	2462.52	2508.61	2599.44	2645.53
		60"(1524mm)	JDXW-3060-K	W	2548.62	2602.39	2685.54	2739.31
		66"(1676mm)	JDXW-3066-K	W	2634.72	2696.17	2771.64	2833.09
		72"(1829mm)	JDXW-3072-K	W	2720.82	2789.95	2857.74	2926.87
		78"(1981mm)	JDXW-3078-K	W	2806.92	2883.73	2943.84	3020.65
		84"(2134mm)	JDXW-3084-K	W	2893.02	2977.51	3029.94	3114.43
		29"(737mm)	36"(914mm)	48"(1219mm)	JDXW-3648-K	W	\$ 2470.02	\$ 2508.43
54"(1372mm)	JDXW-3654-K			W	2556.12	2602.21	2696.34	2742.43
60"(1524mm)	JDXW-3660-K			W	2642.22	2695.99	2782.44	2836.21
66"(1676mm)	JDXW-3666-K			W	2728.32	2789.77	2868.54	2929.99
72"(1829mm)	JDXW-3672-K			W	2814.42	2883.55	2954.64	3023.77
78"(1981mm)	JDXW-3678-K			W	2900.52	2977.33	3040.74	3117.55
84"(2134mm)	JDXW-3684-K			W	2986.62	3071.11	3126.84	3211.33
End Panel - Wood B								
29"(737mm)	30"(762mm)	48"(1219mm)	JDXW-3048-K	W	\$ 2495.86	\$ 2534.27	\$ 2632.78	\$ 2671.19
		54"(1372mm)	JDXW-3054-K	W	2590.12	2636.21	2727.04	2773.13
		60"(1524mm)	JDXW-3060-K	W	2684.38	2738.15	2821.30	2875.07
		66"(1676mm)	JDXW-3066-K	W	2778.64	2840.09	2915.56	2977.01
		72"(1829mm)	JDXW-3072-K	W	2872.90	2942.03	3009.82	3078.95
		78"(1981mm)	JDXW-3078-K	W	2967.16	3043.97	3104.08	3180.89
		84"(2134mm)	JDXW-3084-K	W	3061.42	3145.91	3198.34	3282.83
		29"(737mm)	36"(914mm)	48"(1219mm)	JDXW-3648-K	W	\$ 2594.38	\$ 2632.79
54"(1372mm)	JDXW-3654-K			W	2688.64	2734.73	2828.86	2874.95
60"(1524mm)	JDXW-3660-K			W	2782.90	2836.67	2923.12	2976.89
66"(1676mm)	JDXW-3666-K			W	2877.16	2938.61	3017.38	3078.83
72"(1829mm)	JDXW-3672-K			W	2971.42	3040.55	3111.64	3180.77
78"(1981mm)	JDXW-3678-K			W	3065.68	3142.49	3205.90	3282.71
84"(2134mm)	JDXW-3684-K			W	3159.94	3244.43	3300.16	3384.65

Single Pedestal Desks

Executive Bow Front



JDHL-JAFSDS
JDHL-JAFLDS
JDHL-JAFWDS
JDHW-KAFSDS
JDHW-KAFLDS
JDHW-KAFWDS (Left-Hand)
Class FMI

Features

- Includes high-pressure laminate (HPL) or wood veneer top, steel, laminate or wood end panel, steel modesty panel, and assembly hardware (pedestal not included).
- Top has 3mm edgeband on user and guest edge, and 1mm edgeband on sides.
- Bow edge on guest side extends 10"(254mm) beyond pedestal and end panel at the center of the desk (4"(102mm) of extension + 6"(152mm) of bow).
- Modesty panel is available with or without scallop wireway for cable management; scallop is centered at top of modesty panel.
- Desk orientation can be field-changed from left to right or right to left.
- Glides provide 1"(25mm) adjustment range.
- Field assembled.

Specification Tip

- One X Series desk pedestal must be specified separately; nominal depth of desk pedestal must be 6"(152mm) less than nominal depth of desk top. See table.

Desk/Pedestal Nominal Depths

Desk Depth	Pedestal Depth
30"(762mm)	24"(610mm)
36"(914mm)	30"(762mm)

To Order, Specify:

- Product number, including:
 - Pedestal Orientation:**
 - AF** Left-hand
 - FA** Right-hand
 - Modesty Panel Height:**
 - B** 1/3 Height
 - D** 3/4 Height (add **\$101.34** list)
 - F** Full Height (add **\$202.67** list)
 - Modesty Panel Cable Management:**
 - N** No Scallop
 - S** Scallop
 - Laminate or wood color for top.
 - Edge trim color for top (HPL only).
 - End panel trim, laminate or wood finish.
 - End panel edge color (HPL only)
 - Modesty panel trim color.
- Note:** Desk pedestal must be specified separately.

Height	Depth	Width	Number	Top - HPL A Trim		Top - HPL B Trim			
				1	2	A	B		
End Panel - Steel A									
29"(737mm)	30"(762mm)	48"(1219mm)	JDHL-3048-J	S		\$ 1933.05	\$ 1971.46	\$ 2015.36	\$ 2053.77
		54"(1372mm)	JDHL-3054-J	S		2019.15	2065.24	2101.46	2147.55
		60"(1524mm)	JDHL-3060-J	S		2105.25	2159.02	2187.56	2241.33
		66"(1676mm)	JDHL-3066-J	S		2191.35	2252.80	2273.66	2335.11
		72"(1829mm)	JDHL-3072-J	S		2277.45	2346.58	2359.76	2428.89
		78"(1981mm)	JDHL-3078-J	S		2363.55	2440.36	2445.86	2522.67
		84"(2134mm)	JDHL-3084-J	S		2449.65	2534.14	2531.96	2616.45
29"(737mm)	36"(914mm)	48"(1219mm)	JDHL-3648-J	S		\$ 1999.95	\$ 2038.36	\$ 2097.62	\$ 2136.03
		54"(1372mm)	JDHL-3654-J	S		2086.05	2132.14	2183.72	2229.81
		60"(1524mm)	JDHL-3660-J	S		2172.15	2225.92	2269.82	2323.59
		66"(1676mm)	JDHL-3666-J	S		2258.25	2319.70	2355.92	2417.37
		72"(1829mm)	JDHL-3672-J	S		2344.35	2413.48	2442.02	2511.15
		78"(1981mm)	JDHL-3678-J	S		2430.45	2507.26	2528.12	2604.93
		84"(2134mm)	JDHL-3684-J	S		2516.55	2601.04	2614.22	2698.71
End Panel - Steel B									
29"(737mm)	30"(762mm)	48"(1219mm)	JDHL-3048-J	S		\$ 2025.54	\$ 2063.95	\$ 2107.85	\$ 2146.26
		54"(1372mm)	JDHL-3054-J	S		2118.54	2164.63	2200.85	2246.94
		60"(1524mm)	JDHL-3060-J	S		2211.54	2265.31	2293.85	2347.62
		66"(1676mm)	JDHL-3066-J	S		2304.54	2365.99	2386.85	2448.30
		72"(1829mm)	JDHL-3072-J	S		2397.54	2466.67	2479.85	2548.98
		78"(1981mm)	JDHL-3078-J	S		2490.54	2567.35	2572.85	2649.66
		84"(2134mm)	JDHL-3084-J	S		2583.54	2668.03	2665.85	2750.34
29"(737mm)	36"(914mm)	48"(1219mm)	JDHL-3648-J	S		\$ 2096.28	\$ 2134.69	\$ 2193.95	\$ 2232.36
		54"(1372mm)	JDHL-3654-J	S		2189.28	2235.37	2286.95	2333.04
		60"(1524mm)	JDHL-3660-J	S		2282.28	2336.05	2379.95	2433.72
		66"(1676mm)	JDHL-3666-J	S		2375.28	2436.73	2472.95	2534.40
		72"(1829mm)	JDHL-3672-J	S		2468.28	2537.41	2565.95	2635.08
		78"(1981mm)	JDHL-3678-J	S		2561.28	2638.09	2658.95	2735.76
		84"(2134mm)	JDHL-3684-J	S		2654.28	2738.77	2751.95	2836.44

Single Pedestal Desks

Executive Bow Front

Height	Depth	Width	Number ① ② ③	Top - HPL A Trim		Top - HPL B Trim	
				A	B	A	B
End Panel - HPL A							
29"(737mm)	30"(762mm)	48"(1219mm)	JDHL-3048-J L ■ ■	\$ 1766.71	\$ 1805.12	\$ 1807.25	\$ 1845.66
		54"(1372mm)	JDHL-3054-J L ■ ■	1852.81	1898.90	1893.35	1939.44
		60"(1524mm)	JDHL-3060-J L ■ ■	1938.91	1992.68	1979.45	2033.22
		66"(1676mm)	JDHL-3066-J L ■ ■	2025.01	2086.46	2065.55	2127.00
		72"(1829mm)	JDHL-3072-J L ■ ■	2111.11	2180.24	2151.65	2220.78
		78"(1981mm)	JDHL-3078-J L ■ ■	2197.21	2274.02	2237.75	2314.56
		84"(2134mm)	JDHL-3084-J L ■ ■	2283.31	2367.80	2323.85	2408.34
29"(737mm)	36"(914mm)	48"(1219mm)	JDHL-3648-J L ■ ■	\$ 1833.61	\$ 1872.02	\$ 1875.53	\$ 1913.94
		54"(1372mm)	JDHL-3654-J L ■ ■	1919.71	1965.80	1961.63	2007.72
		60"(1524mm)	JDHL-3660-J L ■ ■	2005.81	2059.58	2047.73	2101.50
		66"(1676mm)	JDHL-3666-J L ■ ■	2091.91	2153.36	2133.83	2195.28
		72"(1829mm)	JDHL-3672-J L ■ ■	2178.01	2247.14	2219.93	2289.06
		78"(1981mm)	JDHL-3678-J L ■ ■	2264.11	2340.92	2306.03	2382.84
		84"(2134mm)	JDHL-3684-J L ■ ■	2350.21	2434.70	2392.13	2476.62
End Panel - HPL B							
29"(737mm)	30"(762mm)	48"(1219mm)	JDHL-3048-J L ■ ■	\$ 1859.20	\$ 1897.61	\$ 1899.74	\$ 1938.15
		54"(1372mm)	JDHL-3054-J L ■ ■	1952.20	1998.29	1992.74	2038.83
		60"(1524mm)	JDHL-3060-J L ■ ■	2045.20	2098.97	2085.74	2139.51
		66"(1676mm)	JDHL-3066-J L ■ ■	2138.20	2199.65	2178.74	2240.19
		72"(1829mm)	JDHL-3072-J L ■ ■	2231.20	2300.33	2271.74	2340.87
		78"(1981mm)	JDHL-3078-J L ■ ■	2324.20	2401.01	2364.74	2441.55
		84"(2134mm)	JDHL-3084-J L ■ ■	2417.20	2501.69	2457.74	2542.23
29"(737mm)	36"(914mm)	48"(1219mm)	JDHL-3648-J L ■ ■	\$ 1929.94	\$ 1968.35	\$ 1971.86	\$ 2010.27
		54"(1372mm)	JDHL-3654-J L ■ ■	2022.94	2069.03	2064.86	2110.95
		60"(1524mm)	JDHL-3660-J L ■ ■	2115.94	2169.71	2157.86	2211.63
		66"(1676mm)	JDHL-3666-J L ■ ■	2208.94	2270.39	2250.86	2312.31
		72"(1829mm)	JDHL-3672-J L ■ ■	2301.94	2371.07	2343.86	2412.99
		78"(1981mm)	JDHL-3678-J L ■ ■	2394.94	2471.75	2436.86	2513.67
		84"(2134mm)	JDHL-3684-J L ■ ■	2487.94	2572.43	2529.86	2614.35

Single Pedestal Desks

Executive Bow Front

Height	Depth	Width	Number ① ② ③	Top - HPL A Trim		Top - HPL B Trim		
				A	B	A	B	
End Panel - Wood A								
29"(737mm)	30"(762mm)	48"(1219mm)	JDHL-3048-J	W	\$2026.72	\$2065.13	\$ 2163.64	\$2202.05
		54"(1372mm)	JDHL-3054-J	W	2112.82	2158.91	2249.74	2295.83
		60"(1524mm)	JDHL-3060-J	W	2198.92	2252.69	2335.84	2389.61
		66"(1676mm)	JDHL-3066-J	W	2285.02	2346.47	2421.94	2483.39
		72"(1829mm)	JDHL-3072-J	W	2371.12	2440.25	2508.04	2577.17
		78"(1981mm)	JDHL-3078-J	W	2457.22	2534.03	2594.14	2670.95
		84"(2134mm)	JDHL-3084-J	W	2543.32	2627.81	2680.24	2764.73
		29"(737mm)	36"(914mm)	48"(1219mm)	JDHL-3648-J	W	\$2093.62	\$ 2132.03
54"(1372mm)	JDHL-3654-J			W	2179.72	2225.81	2319.94	2366.03
60"(1524mm)	JDHL-3660-J			W	2265.82	2319.59	2406.04	2459.81
66"(1676mm)	JDHL-3666-J			W	2351.92	2413.37	2492.14	2553.59
72"(1829mm)	JDHL-3672-J			W	2438.02	2507.15	2578.24	2647.37
78"(1981mm)	JDHL-3678-J			W	2524.12	2600.93	2664.34	2741.15
84"(2134mm)	JDHL-3684-J			W	2610.22	2694.71	2750.44	2834.93
End Panel - Wood B								
29"(737mm)	30"(762mm)	48"(1219mm)	JDHL-3048-J	W	\$ 2119.21	\$ 2157.62	\$ 2256.13	\$2294.54
		54"(1372mm)	JDHL-3054-J	W	2212.21	2258.30	2349.13	2395.22
		60"(1524mm)	JDHL-3060-J	W	2305.21	2358.98	2442.13	2495.90
		66"(1676mm)	JDHL-3066-J	W	2398.21	2459.66	2535.13	2596.58
		72"(1829mm)	JDHL-3072-J	W	2491.21	2560.34	2628.13	2697.26
		78"(1981mm)	JDHL-3078-J	W	2584.21	2661.02	2721.13	2797.94
		84"(2134mm)	JDHL-3084-J	W	2677.21	2761.70	2814.13	2898.62
		29"(737mm)	36"(914mm)	48"(1219mm)	JDHL-3648-J	W	\$ 2189.95	\$ 2228.36
54"(1372mm)	JDHL-3654-J			W	2282.95	2329.04	2423.17	2469.26
60"(1524mm)	JDHL-3660-J			W	2375.95	2429.72	2516.17	2569.94
66"(1676mm)	JDHL-3666-J			W	2468.95	2530.40	2609.17	2670.62
72"(1829mm)	JDHL-3672-J			W	2561.95	2631.08	2702.17	2771.30
78"(1981mm)	JDHL-3678-J			W	2654.95	2731.76	2795.17	2871.98
84"(2134mm)	JDHL-3684-J			W	2747.95	2832.44	2888.17	2972.66

Single Pedestal Desks

Executive Bow Front

Height	Depth	Width	Number	① ② ③	Top - Wood A Trim		Top - Wood B Trim	
					A	B	A	B
End Panel - Steel A								
29"(737mm)	30"(762mm)	48"(1219mm)	JDHW-3048-K	S	\$2445.25	\$2483.66	\$2527.56	\$2565.97
		54"(1372mm)	JDHW-3054-K	S	2531.35	2577.44	2613.66	2659.75
		60"(1524mm)	JDHW-3060-K	S	2617.45	2671.22	2699.76	2753.53
		66"(1676mm)	JDHW-3066-K	S	2703.55	2765.00	2785.86	2847.31
		72"(1829mm)	JDHW-3072-K	S	2789.65	2858.78	2871.96	2941.09
		78"(1981mm)	JDHW-3078-K	S	2875.75	2952.56	2958.06	3034.87
		84"(2134mm)	JDHW-3084-K	S	2961.85	3046.34	3044.16	3128.65
		29"(737mm)	36"(914mm)	48"(1219mm)	JDHW-3648-K	S	\$2538.85	\$2577.26
54"(1372mm)	JDHW-3654-K			S	2624.95	2671.04	2722.62	2768.71
60"(1524mm)	JDHW-3660-K			S	2711.05	2764.82	2808.72	2862.49
66"(1676mm)	JDHW-3666-K			S	2797.15	2858.60	2894.82	2956.27
72"(1829mm)	JDHW-3672-K			S	2883.25	2952.38	2980.92	3050.05
78"(1981mm)	JDHW-3678-K			S	2969.35	3046.16	3067.02	3143.83
84"(2134mm)	JDHW-3684-K			S	3055.45	3139.94	3153.12	3237.61
End Panel - Steel B								
29"(737mm)	30"(762mm)	48"(1219mm)	JDHW-3048-K	S	\$2593.59	\$2632.00	\$2675.90	\$2714.31
		54"(1372mm)	JDHW-3054-K	S	2687.85	2733.94	2770.16	2816.25
		60"(1524mm)	JDHW-3060-K	S	2782.11	2835.88	2864.42	2918.19
		66"(1676mm)	JDHW-3066-K	S	2876.37	2937.82	2958.68	3020.13
		72"(1829mm)	JDHW-3072-K	S	2970.63	3039.76	3052.94	3122.07
		78"(1981mm)	JDHW-3078-K	S	3064.89	3141.70	3147.20	3224.01
		84"(2134mm)	JDHW-3084-K	S	3159.15	3243.64	3241.46	3325.95
		29"(737mm)	36"(914mm)	48"(1219mm)	JDHW-3648-K	S	\$2692.11	\$2730.52
54"(1372mm)	JDHW-3654-K			S	2786.37	2832.46	2884.04	2930.13
60"(1524mm)	JDHW-3660-K			S	2880.63	2934.40	2978.30	3032.07
66"(1676mm)	JDHW-3666-K			S	2974.89	3036.34	3072.56	3134.01
72"(1829mm)	JDHW-3672-K			S	3069.15	3138.28	3166.82	3235.95
78"(1981mm)	JDHW-3678-K			S	3163.41	3240.22	3261.08	3337.89
84"(2134mm)	JDHW-3684-K			S	3257.67	3342.16	3355.34	3439.83

Single Pedestal Desks

Executive Bow Front

Height	Depth	Width	Number	① ②③	Top - Wood A Trim		Top - Wood B Trim	
					A	B	A	B
End Panel - HPL A								
29"(737mm)	30"(762mm)	48"(1219mm)	JDHW-3048-K	L	\$ 2278.91	\$ 2317.32	\$ 2319.45	\$ 2357.86
		54"(1372mm)	JDHW-3054-K	L	2365.01	2411.10	2405.55	2451.64
		60"(1524mm)	JDHW-3060-K	L	2451.11	2504.88	2491.65	2545.42
		66"(1676mm)	JDHW-3066-K	L	2537.21	2598.66	2577.75	2639.20
		72"(1829mm)	JDHW-3072-K	L	2623.31	2692.44	2663.85	2732.98
		78"(1981mm)	JDHW-3078-K	L	2709.41	2786.22	2749.95	2826.76
		84"(2134mm)	JDHW-3084-K	L	2795.51	2880.00	2836.05	2920.54
29"(737mm)	36"(914mm)	48"(1219mm)	JDHW-3648-K	L	\$ 2372.51	\$ 2410.92	\$ 2414.43	\$ 2452.84
		54"(1372mm)	JDHW-3654-K	L	2458.61	2504.70	2500.53	2546.62
		60"(1524mm)	JDHW-3660-K	L	2544.71	2598.48	2586.63	2640.40
		66"(1676mm)	JDHW-3666-K	L	2630.81	2692.26	2672.73	2734.18
		72"(1829mm)	JDHW-3672-K	L	2716.91	2786.04	2758.83	2827.96
		78"(1981mm)	JDHW-3678-K	L	2803.01	2879.82	2844.93	2921.74
		84"(2134mm)	JDHW-3684-K	L	2889.11	2973.60	2931.03	3015.52
End Panel - HPL B								
29"(737mm)	30"(762mm)	48"(1219mm)	JDHW-3048-K	L	\$ 2427.25	\$2465.66	\$ 2467.79	\$2506.20
		54"(1372mm)	JDHW-3054-K	L	2521.51	2567.60	2562.05	2608.14
		60"(1524mm)	JDHW-3060-K	L	2615.77	2669.54	2656.31	2710.08
		66"(1676mm)	JDHW-3066-K	L	2710.03	2771.48	2750.57	2812.02
		72"(1829mm)	JDHW-3072-K	L	2804.29	2873.42	2844.83	2913.96
		78"(1981mm)	JDHW-3078-K	L	2898.55	2975.36	2939.09	3015.90
		84"(2134mm)	JDHW-3084-K	L	2992.81	3077.30	3033.35	3117.84
29"(737mm)	36"(914mm)	48"(1219mm)	JDHW-3648-K	L	\$ 2525.77	\$2564.18	\$ 2567.69	\$2606.10
		54"(1372mm)	JDHW-3654-K	L	2620.03	2666.12	2661.95	2708.04
		60"(1524mm)	JDHW-3660-K	L	2714.29	2768.06	2756.21	2809.98
		66"(1676mm)	JDHW-3666-K	L	2808.55	2870.00	2850.47	2911.92
		72"(1829mm)	JDHW-3672-K	L	2902.81	2971.94	2944.73	3013.86
		78"(1981mm)	JDHW-3678-K	L	2997.07	3073.88	3038.99	3115.80
		84"(2134mm)	JDHW-3684-K	L	3091.33	3175.82	3133.25	3217.74

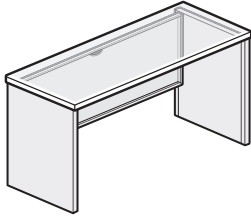
Single Pedestal Desks

Executive Bow Front

Height	Depth	Width	Number	① ② ③	Top - Wood A Trim		Top - Wood B Trim	
					A	B	A	B
End Panel - Wood A								
29"(737mm)	30"(762mm)	48"(1219mm)	JDHW-3048-K	W	\$2538.92	\$2577.33	\$2675.84	\$2714.25
		54"(1372mm)	JDHW-3054-K	W	2625.02	2671.11	2761.94	2808.03
		60"(1524mm)	JDHW-3060-K	W	2711.12	2764.89	2848.04	2901.81
		66"(1676mm)	JDHW-3066-K	W	2797.22	2858.67	2934.14	2995.59
		72"(1829mm)	JDHW-3072-K	W	2883.32	2952.45	3020.24	3089.37
		78"(1981mm)	JDHW-3078-K	W	2969.42	3046.23	3106.34	3183.15
		84"(2134mm)	JDHW-3084-K	W	3055.52	3140.01	3192.44	3276.93
29"(737mm)	36"(914mm)	48"(1219mm)	JDHW-3648-K	W	\$2632.52	\$2670.93	\$2772.74	\$2811.15
		54"(1372mm)	JDHW-3654-K	W	2718.62	2764.71	2858.84	2904.93
		60"(1524mm)	JDHW-3660-K	W	2804.72	2858.49	2944.94	2998.71
		66"(1676mm)	JDHW-3666-K	W	2890.82	2952.27	3031.04	3092.49
		72"(1829mm)	JDHW-3672-K	W	2976.92	3046.05	3117.14	3186.27
		78"(1981mm)	JDHW-3678-K	W	3063.02	3139.83	3203.24	3280.05
		84"(2134mm)	JDHW-3684-K	W	3149.12	3233.61	3289.34	3373.83
End Panel - Wood A								
29"(737mm)	30"(762mm)	48"(1219mm)	JDHW-3048-K	W	\$2687.26	\$2725.67	\$2824.18	\$2862.59
		54"(1372mm)	JDHW-3054-K	W	2781.52	2827.61	2918.44	2964.53
		60"(1524mm)	JDHW-3060-K	W	2875.78	2929.55	3012.70	3066.47
		66"(1676mm)	JDHW-3066-K	W	2970.04	3031.49	3106.96	3168.41
		72"(1829mm)	JDHW-3072-K	W	3064.30	3133.43	3201.22	3270.35
		78"(1981mm)	JDHW-3078-K	W	3158.56	3235.37	3295.48	3372.29
		84"(2134mm)	JDHW-3084-K	W	3252.82	3337.31	3389.74	3474.23
29"(737mm)	36"(914mm)	48"(1219mm)	JDHW-3648-K	W	\$2785.78	\$2824.19	\$2926.00	\$2964.41
		54"(1372mm)	JDHW-3654-K	W	2880.04	2926.13	3020.26	3066.35
		60"(1524mm)	JDHW-3660-K	W	2974.30	3028.07	3114.52	3168.29
		66"(1676mm)	JDHW-3666-K	W	3068.56	3130.01	3208.78	3270.23
		72"(1829mm)	JDHW-3672-K	W	3162.82	3231.95	3303.04	3372.17
		78"(1981mm)	JDHW-3678-K	W	3257.08	3333.89	3397.30	3474.11
		84"(2134mm)	JDHW-3684-K	W	3351.34	3435.83	3491.56	3576.05

Desk Shells

Standard Rectangular



JDSL-JFFSDS
 JDSL-JFFLDS
 JDSL-JFFWDS
 JDSW-KFFSDS
 JDSW-KFFLDS
 JDSW-KFFWDS
 Class FMI

Features

- Includes high-pressure laminate (HPL) or wood veneer top, steel, laminate or wood end panels, steel modesty panel, and assembly hardware.
- Top has 3mm edgeband on user and guest edge, and 1mm edgeband on sides.
- Modesty panel is available with or without scallop wireway for cable management; scallop is centered at top of modesty panel.
- Glides provide 1.5"(38mm) adjustment range.
- Field assembled.

Specification Tip

- When placing a mobile, attached, or suspended pedestal inside the desk shell, pedestal depth must be at least 6"(152mm) less than nominal depth of top. See table.

Desk/Pedestal Nominal Depths

Desk Depth	Pedestal Depth
24"(610mm)	18"(457mm)
30"(762mm)	24"(610mm)

To Order, Specify:

1) Product number, including:

1 Modesty Panel Height:

- B** 1/3 Height
- D** 3/4 Height (add **\$101.34** list)
- F** Full Height (add **\$202.67** list)

2 Modesty Panel Cable Management:

- N** No Scallop
- S** Scallop

- 2) Laminate or wood color for top.
- 3) Edge trim color for top (HPL only).
- 4) End panel trim, laminate or wood finish.
- 5) End panel edge color (HPL only)
- 6) Modesty panel trim color.

Height	Depth	Width	Number	①②	Top - HPL A Trim		Top - HPL B Trim			
					A	B	A	B		
End Panel - Steel - Trim A										
29"(737mm)	24"(610mm)	30"(762mm)	JDSL-2430-JFFS	■ ■	\$ 2127.75	\$ 2143.12	\$ 2261.65	\$ 2277.02		
		36"(914mm)	JDSL-2436-JFFS	■ ■	2213.85	2236.90	2347.75	2370.80		
		42"(1067mm)	JDSL-2442-JFFS	■ ■	2299.95	2330.68	2433.85	2464.58		
		48"(1219mm)	JDSL-2448-JFFS	■ ■	2386.05	2424.46	2519.95	2558.36		
		54"(1372mm)	JDSL-2454-JFFS	■ ■	2472.15	2518.24	2606.05	2652.14		
		60"(1524mm)	JDSL-2460-JFFS	■ ■	2558.25	2612.02	2692.15	2745.92		
		66"(1676mm)	JDSL-2466-JFFS	■ ■	2644.35	2705.80	2778.25	2839.70		
29"(737mm)	30"(762mm)	30"(762mm)	JDSL-3030-JFFS	■ ■	\$ 2211.75	\$ 2227.12	\$ 2376.37	\$ 2391.74		
		36"(914mm)	JDSL-3036-JFFS	■ ■	2297.85	2320.90	2462.47	2485.52		
		42"(1067mm)	JDSL-3042-JFFS	■ ■	2383.95	2414.68	2548.57	2579.30		
		48"(1219mm)	JDSL-3048-JFFS	■ ■	2470.05	2508.46	2634.67	2673.08		
		54"(1372mm)	JDSL-3054-JFFS	■ ■	2556.15	2602.24	2720.77	2766.86		
		60"(1524mm)	JDSL-3060-JFFS	■ ■	2642.25	2696.02	2806.87	2860.64		
		66"(1676mm)	JDSL-3066-JFFS	■ ■	2728.35	2789.80	2892.97	2954.42		
29"(737mm)	30"(762mm)	72"(1829mm)	JDSL-3072-JFFS	■ ■	2814.45	2883.58	2979.07	3048.20		
		End Panel - Steel - Trim B								
		29"(737mm)	24"(610mm)	30"(762mm)	JDSL-2430-JFFS	■ ■	\$ 2184.85	\$2200.22	\$ 2318.75	\$ 2334.12
				36"(914mm)	JDSL-2436-JFFS	■ ■	2277.85	2300.90	2411.75	2434.80
				42"(1067mm)	JDSL-2442-JFFS	■ ■	2370.85	2401.58	2504.75	2535.48
				48"(1219mm)	JDSL-2448-JFFS	■ ■	2463.85	2502.26	2597.75	2636.16
				54"(1372mm)	JDSL-2454-JFFS	■ ■	2556.85	2602.94	2690.75	2736.84
60"(1524mm)	JDSL-2460-JFFS			■ ■	2649.85	2703.62	2783.75	2837.52		
66"(1676mm)	JDSL-2466-JFFS			■ ■	2742.85	2804.30	2876.75	2938.20		
29"(737mm)	30"(762mm)	72"(1829mm)	JDSL-2472-JFFS	■ ■	2835.85	2904.98	2969.75	3038.88		
		29"(737mm)	30"(762mm)	30"(762mm)	JDSL-3030-JFFS	■ ■	\$ 2272.69	\$2288.06	\$ 2437.31	\$ 2452.68
				36"(914mm)	JDSL-3036-JFFS	■ ■	2365.69	2388.74	2530.31	2553.36
				42"(1067mm)	JDSL-3042-JFFS	■ ■	2458.69	2489.42	2623.31	2654.04
				48"(1219mm)	JDSL-3048-JFFS	■ ■	2551.69	2590.10	2716.31	2754.72
				54"(1372mm)	JDSL-3054-JFFS	■ ■	2644.69	2690.78	2809.31	2855.40
				60"(1524mm)	JDSL-3060-JFFS	■ ■	2737.69	2791.46	2902.31	2956.08
66"(1676mm)	JDSL-3066-JFFS			■ ■	2830.69	2892.14	2995.31	3056.76		
72"(1829mm)	JDSL-3072-JFFS	■ ■	2923.69	2992.82	3088.31	3157.44				

Desk Shells

Standard Rectangular

Height	Depth	Width	Number	①②	Top - HPL A Trim		Top - HPL B Trim	
					A	B	A	B
End Panel - HPL A								
29"(737mm)	24"(610mm)	30"(762mm)	JDSL-2430-JFFL	■ ■	\$ 1795.07	\$ 1810.44	\$ 1873.39	\$ 1888.76
		36"(914mm)	JDSL-2436-JFFL	■ ■	1881.17	1904.22	1959.49	1982.54
		42"(1067mm)	JDSL-2442-JFFL	■ ■	1967.27	1998.00	2045.59	2076.32
		48"(1219mm)	JDSL-2448-JFFL	■ ■	2053.37	2091.78	2131.69	2170.10
		54"(1372mm)	JDSL-2454-JFFL	■ ■	2139.47	2185.56	2217.79	2263.88
		60"(1524mm)	JDSL-2460-JFFL	■ ■	2225.57	2279.34	2303.89	2357.66
		66"(1676mm)	JDSL-2466-JFFL	■ ■	2311.67	2373.12	2389.99	2451.44
		72"(1829mm)	JDSL-2472-JFFL	■ ■	2397.77	2466.90	2476.09	2545.22
29"(737mm)	30"(762mm)	30"(762mm)	JDSL-3030-JFFL	■ ■	\$ 1879.07	\$ 1894.44	\$ 1960.15	\$ 1975.52
		36"(914mm)	JDSL-3036-JFFL	■ ■	1965.17	1988.22	2046.25	2069.30
		42"(1067mm)	JDSL-3042-JFFL	■ ■	2051.27	2082.00	2132.35	2163.08
		48"(1219mm)	JDSL-3048-JFFL	■ ■	2137.37	2175.78	2218.45	2256.86
		54"(1372mm)	JDSL-3054-JFFL	■ ■	2223.47	2269.56	2304.55	2350.64
		60"(1524mm)	JDSL-3060-JFFL	■ ■	2309.57	2363.34	2390.65	2444.42
		66"(1676mm)	JDSL-3066-JFFL	■ ■	2395.67	2457.12	2476.75	2538.20
		72"(1829mm)	JDSL-3072-JFFL	■ ■	2481.77	2550.90	2562.85	2631.98
End Panel - HPL B								
29"(737mm)	24"(610mm)	30"(762mm)	JDSL-2430-JFFL	■ ■	\$ 1852.17	\$ 1867.54	\$ 1930.49	\$ 1945.86
		36"(914mm)	JDSL-2436-JFFL	■ ■	1945.17	1968.22	2023.49	2046.54
		42"(1067mm)	JDSL-2442-JFFL	■ ■	2038.17	2068.90	2116.49	2147.22
		48"(1219mm)	JDSL-2448-JFFL	■ ■	2131.17	2169.58	2209.49	2247.90
		54"(1372mm)	JDSL-2454-JFFL	■ ■	2224.17	2270.26	2302.49	2348.58
		60"(1524mm)	JDSL-2460-JFFL	■ ■	2317.17	2370.94	2395.49	2449.26
		66"(1676mm)	JDSL-2466-JFFL	■ ■	2410.17	2471.62	2488.49	2549.94
		72"(1829mm)	JDSL-2472-JFFL	■ ■	2503.17	2572.30	2581.49	2650.62
29"(737mm)	30"(762mm)	30"(762mm)	JDSL-3030-JFFL	■ ■	\$ 1940.01	\$ 1955.38	\$ 2021.09	\$2036.46
		36"(914mm)	JDSL-3036-JFFL	■ ■	2033.01	2056.06	2114.09	2137.14
		42"(1067mm)	JDSL-3042-JFFL	■ ■	2126.01	2156.74	2207.09	2237.82
		48"(1219mm)	JDSL-3048-JFFL	■ ■	2219.01	2257.42	2300.09	2338.50
		54"(1372mm)	JDSL-3054-JFFL	■ ■	2312.01	2358.10	2393.09	2439.18
		60"(1524mm)	JDSL-3060-JFFL	■ ■	2405.01	2458.78	2486.09	2539.86
		66"(1676mm)	JDSL-3066-JFFL	■ ■	2498.01	2559.46	2579.09	2640.54
		72"(1829mm)	JDSL-3072-JFFL	■ ■	2591.01	2660.14	2672.09	2741.22

Desk Shells

Standard Rectangular

Height	Depth	Width	Number	①②	Top - HPL A Trim		Top - HPL B Trim	
					A	B	A	B
End Panel - Wood A								
29"(737mm)	24"(610mm)	30"(762mm)	JDSL-2430-JFFW	■ ■	\$ 2315.09	\$2330.46	\$2582.33	\$ 2597.70
		36"(914mm)	JDSL-2436-JFFW	■ ■	2401.19	2424.24	2668.43	2691.48
		42"(1067mm)	JDSL-2442-JFFW	■ ■	2487.29	2518.02	2754.53	2785.26
		48"(1219mm)	JDSL-2448-JFFW	■ ■	2573.39	2611.80	2840.63	2879.04
		54"(1372mm)	JDSL-2454-JFFW	■ ■	2659.49	2705.58	2926.73	2972.82
		60"(1524mm)	JDSL-2460-JFFW	■ ■	2745.59	2799.36	3012.83	3066.60
		66"(1676mm)	JDSL-2466-JFFW	■ ■	2831.69	2893.14	3098.93	3160.38
		72"(1829mm)	JDSL-2472-JFFW	■ ■	2917.79	2986.92	3185.03	3254.16
29"(737mm)	30"(762mm)	30"(762mm)	JDSL-3030-JFFW	■ ■	\$2399.09	\$ 2414.46	\$ 2672.93	\$2688.30
		36"(914mm)	JDSL-3036-JFFW	■ ■	2485.19	2508.24	2759.03	2782.08
		42"(1067mm)	JDSL-3042-JFFW	■ ■	2571.29	2602.02	2845.13	2875.86
		48"(1219mm)	JDSL-3048-JFFW	■ ■	2657.39	2695.80	2931.23	2969.64
		54"(1372mm)	JDSL-3054-JFFW	■ ■	2743.49	2789.58	3017.33	3063.42
		60"(1524mm)	JDSL-3060-JFFW	■ ■	2829.59	2883.36	3103.43	3157.20
		66"(1676mm)	JDSL-3066-JFFW	■ ■	2915.69	2977.14	3189.53	3250.98
		72"(1829mm)	JDSL-3072-JFFW	■ ■	3001.79	3070.92	3275.63	3344.76
End Panel - Wood B								
29"(737mm)	24"(610mm)	30"(762mm)	JDSL-2430-JFFW	■ ■	\$2372.19	\$ 2387.56	\$2639.43	\$2654.80
		36"(914mm)	JDSL-2436-JFFW	■ ■	2465.19	2488.24	2732.43	2755.48
		42"(1067mm)	JDSL-2442-JFFW	■ ■	2558.19	2588.92	2825.43	2856.16
		48"(1219mm)	JDSL-2448-JFFW	■ ■	2651.19	2689.60	2918.43	2956.84
		54"(1372mm)	JDSL-2454-JFFW	■ ■	2744.19	2790.28	3011.43	3057.52
		60"(1524mm)	JDSL-2460-JFFW	■ ■	2837.19	2890.96	3104.43	3158.20
		66"(1676mm)	JDSL-2466-JFFW	■ ■	2930.19	2991.64	3197.43	3258.88
		72"(1829mm)	JDSL-2472-JFFW	■ ■	3023.19	3092.32	3290.43	3359.56
29"(737mm)	30"(762mm)	30"(762mm)	JDSL-3030-JFFW	■ ■	\$2460.03	\$ 2475.40	\$ 2733.87	\$ 2749.24
		36"(914mm)	JDSL-3036-JFFW	■ ■	2553.03	2576.08	2826.87	2849.92
		42"(1067mm)	JDSL-3042-JFFW	■ ■	2646.03	2676.76	2919.87	2950.60
		48"(1219mm)	JDSL-3048-JFFW	■ ■	2739.03	2777.44	3012.87	3051.28
		54"(1372mm)	JDSL-3054-JFFW	■ ■	2832.03	2878.12	3105.87	3151.96
		60"(1524mm)	JDSL-3060-JFFW	■ ■	2925.03	2978.80	3198.87	3252.64
		66"(1676mm)	JDSL-3066-JFFW	■ ■	3018.03	3079.48	3291.87	3353.32
		72"(1829mm)	JDSL-3072-JFFW	■ ■	3111.03	3180.16	3384.87	3454.00

Desk Shells

Standard Rectangular

Height	Depth	Width	Number	①②	Top - Wood A Trim		Top - Wood B Trim	
					A	B	A	B
End Panel - Steel A								
29"(737mm)	24"(610mm)	30"(762mm)	JDSW-2430-KFFS	■ ■	\$2586.49	\$ 2601.86	\$ 2720.39	\$ 2735.76
		36"(914mm)	JDSW-2436-KFFS	■ ■	2672.59	2695.64	2806.49	2829.54
		42"(1067mm)	JDSW-2442-KFFS	■ ■	2758.69	2789.42	2892.59	2923.32
		48"(1219mm)	JDSW-2448-KFFS	■ ■	2844.79	2883.20	2978.69	3017.10
		54"(1372mm)	JDSW-2454-KFFS	■ ■	2930.89	2976.98	3064.79	3110.88
		60"(1524mm)	JDSW-2460-KFFS	■ ■	3016.99	3070.76	3150.89	3204.66
		66"(1676mm)	JDSW-2466-KFFS	■ ■	3103.09	3164.54	3236.99	3298.44
		72"(1829mm)	JDSW-2472-KFFS	■ ■	3189.19	3258.32	3323.09	3392.22
29"(737mm)	30"(762mm)	30"(762mm)	JDSW-3030-KFFS	■ ■	\$ 2697.19	\$ 2712.56	\$ 2861.81	\$ 2877.18
		36"(914mm)	JDSW-3036-KFFS	■ ■	2783.29	2806.34	2947.91	2970.96
		42"(1067mm)	JDSW-3042-KFFS	■ ■	2869.39	2900.12	3034.01	3064.74
		48"(1219mm)	JDSW-3048-KFFS	■ ■	2955.49	2993.90	3120.11	3158.52
		54"(1372mm)	JDSW-3054-KFFS	■ ■	3041.59	3087.68	3206.21	3252.30
		60"(1524mm)	JDSW-3060-KFFS	■ ■	3127.69	3181.46	3292.31	3346.08
		66"(1676mm)	JDSW-3066-KFFS	■ ■	3213.79	3275.24	3378.41	3439.86
		72"(1829mm)	JDSW-3072-KFFS	■ ■	3299.89	3369.02	3464.51	3533.64
End Panel - Steel B								
29"(737mm)	24"(610mm)	30"(762mm)	JDSW-2430-KFFS	■ ■	\$ 2676.53	\$ 2691.90	\$ 2810.43	\$ 2825.80
		36"(914mm)	JDSW-2436-KFFS	■ ■	2770.79	2793.84	2904.69	2927.74
		42"(1067mm)	JDSW-2442-KFFS	■ ■	2865.05	2895.78	2998.95	3029.68
		48"(1219mm)	JDSW-2448-KFFS	■ ■	2959.31	2997.72	3093.21	3131.62
		54"(1372mm)	JDSW-2454-KFFS	■ ■	3053.57	3099.66	3187.47	3233.56
		60"(1524mm)	JDSW-2460-KFFS	■ ■	3147.83	3201.60	3281.73	3335.50
		66"(1676mm)	JDSW-2466-KFFS	■ ■	3242.09	3303.54	3375.99	3437.44
		72"(1829mm)	JDSW-2472-KFFS	■ ■	3336.35	3405.48	3470.25	3539.38
29"(737mm)	30"(762mm)	30"(762mm)	JDSW-3030-KFFS	■ ■	\$ 2792.15	\$ 2807.52	\$ 2956.77	\$ 2972.14
		36"(914mm)	JDSW-3036-KFFS	■ ■	2886.41	2909.46	3051.03	3074.08
		42"(1067mm)	JDSW-3042-KFFS	■ ■	2980.67	3011.40	3145.29	3176.02
		48"(1219mm)	JDSW-3048-KFFS	■ ■	3074.93	3113.34	3239.55	3277.96
		54"(1372mm)	JDSW-3054-KFFS	■ ■	3169.19	3215.28	3333.81	3379.90
		60"(1524mm)	JDSW-3060-KFFS	■ ■	3263.45	3317.22	3428.07	3481.84
		66"(1676mm)	JDSW-3066-KFFS	■ ■	3357.71	3419.16	3522.33	3583.78
		72"(1829mm)	JDSW-3072-KFFS	■ ■	3451.97	3521.10	3616.59	3685.72

Desk Shells

Standard Rectangular

Height	Depth	Width	Number	①②	Top - Wood A Trim		Top - Wood B Trim	
					A	B	A	B
End Panel - HPL A								
29"(737mm)	24"(610mm)	30"(762mm)	JDSW-2430-KFFL	■ ■	\$ 2253.81	\$ 2269.18	\$ 2332.13	\$ 2347.50
		36"(914mm)	JDSW-2436-KFFL	■ ■	2339.91	2362.96	2418.23	2441.28
		42"(1067mm)	JDSW-2442-KFFL	■ ■	2426.01	2456.74	2504.33	2535.06
		48"(1219mm)	JDSW-2448-KFFL	■ ■	2512.11	2550.52	2590.43	2628.84
		54"(1372mm)	JDSW-2454-KFFL	■ ■	2598.21	2644.30	2676.53	2722.62
		60"(1524mm)	JDSW-2460-KFFL	■ ■	2684.31	2738.08	2762.63	2816.40
		66"(1676mm)	JDSW-2466-KFFL	■ ■	2770.41	2831.86	2848.73	2910.18
		72"(1829mm)	JDSW-2472-KFFL	■ ■	2856.51	2925.64	2934.83	3003.96
29"(737mm)	30"(762mm)	30"(762mm)	JDSW-3030-KFFL	■ ■	\$ 2364.51	\$ 2379.88	\$ 2445.59	\$ 2460.96
		36"(914mm)	JDSW-3036-KFFL	■ ■	2450.61	2473.66	2531.69	2554.74
		42"(1067mm)	JDSW-3042-KFFL	■ ■	2536.71	2567.44	2617.79	2648.52
		48"(1219mm)	JDSW-3048-KFFL	■ ■	2622.81	2661.22	2703.89	2742.30
		54"(1372mm)	JDSW-3054-KFFL	■ ■	2708.91	2755.00	2789.99	2836.08
		60"(1524mm)	JDSW-3060-KFFL	■ ■	2795.01	2848.78	2876.09	2929.86
		66"(1676mm)	JDSW-3066-KFFL	■ ■	2881.11	2942.56	2962.19	3023.64
		72"(1829mm)	JDSW-3072-KFFL	■ ■	2967.21	3036.34	3048.29	3117.42
End Panel - HPL B								
29"(737mm)	24"(610mm)	30"(762mm)	JDSW-2430-KFFL	■ ■	\$ 2343.85	\$ 2359.22	\$ 2422.17	\$ 2437.54
		36"(914mm)	JDSW-2436-KFFL	■ ■	2438.11	2461.16	2516.43	2539.48
		42"(1067mm)	JDSW-2442-KFFL	■ ■	2532.37	2563.10	2610.69	2641.42
		48"(1219mm)	JDSW-2448-KFFL	■ ■	2626.63	2665.04	2704.95	2743.36
		54"(1372mm)	JDSW-2454-KFFL	■ ■	2720.89	2766.98	2799.21	2845.30
		60"(1524mm)	JDSW-2460-KFFL	■ ■	2815.15	2868.92	2893.47	2947.24
		66"(1676mm)	JDSW-2466-KFFL	■ ■	2909.41	2970.86	2987.73	3049.18
		72"(1829mm)	JDSW-2472-KFFL	■ ■	3003.67	3072.80	3081.99	3151.12
29"(737mm)	30"(762mm)	30"(762mm)	JDSW-3030-KFFL	■ ■	\$ 2459.47	\$ 2474.84	\$ 2540.55	\$ 2555.92
		36"(914mm)	JDSW-3036-KFFL	■ ■	2553.73	2576.78	2634.81	2657.86
		42"(1067mm)	JDSW-3042-KFFL	■ ■	2647.99	2678.72	2729.07	2759.80
		48"(1219mm)	JDSW-3048-KFFL	■ ■	2742.25	2780.66	2823.33	2861.74
		54"(1372mm)	JDSW-3054-KFFL	■ ■	2836.51	2882.60	2917.59	2963.68
		60"(1524mm)	JDSW-3060-KFFL	■ ■	2930.77	2984.54	3011.85	3065.62
		66"(1676mm)	JDSW-3066-KFFL	■ ■	3025.03	3086.48	3106.11	3167.56
		72"(1829mm)	JDSW-3072-KFFL	■ ■	3119.29	3188.42	3200.37	3269.50

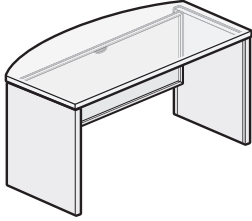
Desk Shells

Standard Rectangular

Height	Depth	Width	Number	①②	Top - Wood A Trim		Top - Wood B Trim	
					A	B	A	B
End Panel - Wood A								
29"(737mm)	24"(610mm)	30"(762mm)	JDSW-2430-KFFW	■ ■	\$ 2773.83	\$ 2789.20	\$ 3041.07	\$ 3056.44
		36"(914mm)	JDSW-2436-KFFW	■ ■	2859.93	2882.98	3127.17	3150.22
		42"(1067mm)	JDSW-2442-KFFW	■ ■	2946.03	2976.76	3213.27	3244.00
		48"(1219mm)	JDSW-2448-KFFW	■ ■	3032.13	3070.54	3299.37	3337.78
		54"(1372mm)	JDSW-2454-KFFW	■ ■	3118.23	3164.32	3385.47	3431.56
		60"(1524mm)	JDSW-2460-KFFW	■ ■	3204.33	3258.10	3471.57	3525.34
		66"(1676mm)	JDSW-2466-KFFW	■ ■	3290.43	3351.88	3557.67	3619.12
		72"(1829mm)	JDSW-2472-KFFW	■ ■	3376.53	3445.66	3643.77	3712.90
29"(737mm)	30"(762mm)	30"(762mm)	JDSW-3030-KFFW	■ ■	\$ 2884.53	\$ 2899.90	\$ 3158.37	\$ 3173.74
		36"(914mm)	JDSW-3036-KFFW	■ ■	2970.63	2993.68	3244.47	3267.52
		42"(1067mm)	JDSW-3042-KFFW	■ ■	3056.73	3087.46	3330.57	3361.30
		48"(1219mm)	JDSW-3048-KFFW	■ ■	3142.83	3181.24	3416.67	3455.08
		54"(1372mm)	JDSW-3054-KFFW	■ ■	3228.93	3275.02	3502.77	3548.86
		60"(1524mm)	JDSW-3060-KFFW	■ ■	3315.03	3368.80	3588.87	3642.64
		66"(1676mm)	JDSW-3066-KFFW	■ ■	3401.13	3462.58	3674.97	3736.42
		72"(1829mm)	JDSW-3072-KFFW	■ ■	3487.23	3556.36	3761.07	3830.20
End Panel Wood B								
29"(737mm)	24"(610mm)	30"(762mm)	JDSW-2430-KFFW	■ ■	\$ 2863.87	\$ 2879.24	\$ 3131.11	\$ 3146.48
		36"(914mm)	JDSW-2436-KFFW	■ ■	2958.13	2981.18	3225.37	3248.42
		42"(1067mm)	JDSW-2442-KFFW	■ ■	3052.39	3083.12	3319.63	3350.36
		48"(1219mm)	JDSW-2448-KFFW	■ ■	3146.65	3185.06	3413.89	3452.30
		54"(1372mm)	JDSW-2454-KFFW	■ ■	3240.91	3287.00	3508.15	3554.24
		60"(1524mm)	JDSW-2460-KFFW	■ ■	3335.17	3388.94	3602.41	3656.18
		66"(1676mm)	JDSW-2466-KFFW	■ ■	3429.43	3490.88	3696.67	3758.12
		72"(1829mm)	JDSW-2472-KFFW	■ ■	3523.69	3592.82	3790.93	3860.06
29"(737mm)	30"(762mm)	30"(762mm)	JDSW-3030-KFFW	■ ■	\$ 2979.49	\$ 2994.86	\$ 3253.33	\$ 3268.70
		36"(914mm)	JDSW-3036-KFFW	■ ■	3073.75	3096.80	3347.59	3370.64
		42"(1067mm)	JDSW-3042-KFFW	■ ■	3168.01	3198.74	3441.85	3472.58
		48"(1219mm)	JDSW-3048-KFFW	■ ■	3262.27	3300.68	3536.11	3574.52
		54"(1372mm)	JDSW-3054-KFFW	■ ■	3356.53	3402.62	3630.37	3676.46
		60"(1524mm)	JDSW-3060-KFFW	■ ■	3450.79	3504.56	3724.63	3778.40
		66"(1676mm)	JDSW-3066-KFFW	■ ■	3545.05	3606.50	3818.89	3880.34
		72"(1829mm)	JDSW-3072-KFFW	■ ■	3639.31	3708.44	3913.15	3982.28

Desk Shells

Standard Bow Front



JDGL-JFFSDS
 JDGL-JFFLDS
 JDGL-JFFWDS
 JDGW-KFFSDS
 JDGW-KFFLDS
 JDGW-KFFWDS
 Class FMI

Features

- Includes high-pressure laminate (HPL) or wood veneer top, steel, laminate or wood end panel, steel modesty panels, and assembly hardware.
- Top has 3mm edgeband on user and guest edge, and 1mm edgeband on sides.
- Bow edge on guest side extends 6”(152mm) beyond end panels at the center of the desk.
- Modesty panel is available with or without scallop wireway for cable management; scallop is centered at top of modesty panel.
- Glides provide 1.5”(38mm) adjustment range.
- Field assembled.

Specification Tip

- When placing a mobile, attached, or suspended pedestal inside the desk shell, pedestal depth must be at least 6”(152mm) less than nominal depth of top. See table.

Desk/Pedestal Nominal Depths

Desk Depth	Pedestal Depth
24”(610mm)	18”(457mm)
30”(762mm)	24”(610mm)

To Order, Specify:

1) Product number, including:

1 Modesty Panel Height:

- B** 1/3 Height
- D** 3/4 Height (add **\$101.34** list)
- F** Full Height (add **\$202.67** list)

2 Modesty Panel Cable Management:

- N** No Scallop
- S** Scallop

- 2) Laminate or wood color for top.
- 3) Edge trim color for top (HPL only).
- 4) End panel trim, laminate or wood finish.
- 5) End panel edge color (HPL only)
- 6) Modesty panel trim color.

Height	Depth	Width	Number	①②	Top - HPL A Trim		Top - HPL B Trim	
					A	B	A	B
End Panel - Steel - Trim A								
29”(737mm)	24”(610mm)	30”(762mm)	JDGL-2430-JFFS		\$2263.49	\$2278.86	\$2397.39	\$2412.76
		36”(914mm)	JDGL-2436-JFFS		2349.59	2372.64	2483.49	2506.54
		42”(1067mm)	JDGL-2442-JFFS		2435.69	2466.42	2569.59	2600.32
		48”(1219mm)	JDGL-2448-JFFS		2521.79	2560.20	2655.69	2694.10
		54”(1372mm)	JDGL-2454-JFFS		2607.89	2653.98	2741.79	2787.88
		60”(1524mm)	JDGL-2460-JFFS		2693.99	2747.76	2827.89	2881.66
		66”(1676mm)	JDGL-2466-JFFS		2780.09	2841.54	2913.99	2975.44
		72”(1829mm)	JDGL-2472-JFFS		2866.19	2935.32	3000.09	3069.22
29”(737mm)	30”(762mm)	30”(762mm)	JDGL-3030-JFFS		\$2347.49	\$2362.86	\$2512.11	\$2527.48
		36”(914mm)	JDGL-3036-JFFS		2433.59	2456.64	2598.21	2621.26
		42”(1067mm)	JDGL-3042-JFFS		2519.69	2550.42	2684.31	2715.04
		48”(1219mm)	JDGL-3048-JFFS		2605.79	2644.20	2770.41	2808.82
		54”(1372mm)	JDGL-3054-JFFS		2691.89	2737.98	2856.51	2902.60
		60”(1524mm)	JDGL-3060-JFFS		2777.99	2831.76	2942.61	2996.38
		66”(1676mm)	JDGL-3066-JFFS		2864.09	2925.54	3028.71	3090.16
		72”(1829mm)	JDGL-3072-JFFS		2950.19	3019.32	3114.81	3183.94
End Panel - Steel - Trim B								
29”(737mm)	24”(610mm)	30”(762mm)	JDGL-2430-JFFS		\$2331.44	\$2346.81	\$2465.34	\$2480.71
		36”(914mm)	JDGL-2436-JFFS		2424.44	2447.49	2558.34	2581.39
		42”(1067mm)	JDGL-2442-JFFS		2517.44	2548.17	2651.34	2682.07
		48”(1219mm)	JDGL-2448-JFFS		2610.44	2648.85	2744.34	2782.75
		54”(1372mm)	JDGL-2454-JFFS		2703.44	2749.53	2837.34	2883.43
		60”(1524mm)	JDGL-2460-JFFS		2796.44	2850.21	2930.34	2984.11
		66”(1676mm)	JDGL-2466-JFFS		2889.44	2950.89	3023.34	3084.79
		72”(1829mm)	JDGL-2472-JFFS		2982.44	3051.57	3116.34	3185.47
29”(737mm)	30”(762mm)	30”(762mm)	JDGL-3030-JFFS		\$2419.28	\$2434.65	\$2583.90	\$2599.27
		36”(914mm)	JDGL-3036-JFFS		2512.28	2535.33	2676.90	2699.95
		42”(1067mm)	JDGL-3042-JFFS		2605.28	2636.01	2769.90	2800.63
		48”(1219mm)	JDGL-3048-JFFS		2698.28	2736.69	2862.90	2901.31
		54”(1372mm)	JDGL-3054-JFFS		2791.28	2837.37	2955.90	3001.99
		60”(1524mm)	JDGL-3060-JFFS		2884.28	2938.05	3048.90	3102.67
		66”(1676mm)	JDGL-3066-JFFS		2977.28	3038.73	3141.90	3203.35
		72”(1829mm)	JDGL-3072-JFFS		3070.28	3139.41	3234.90	3304.03

Desk Shells

Standard Bow Front

Height	Depth	Width	Number	①②	Top - HPL A Trim		Top - HPL B Trim	
					A	B	A	B
End Panel - HPL A								
29"(737mm)	24"(610mm)	30"(762mm)	JDGL-2430-JFFL	■ ■	\$ 1930.81	\$ 1946.18	\$2009.13	\$2024.50
		36"(914mm)	JDGL-2436-JFFL	■ ■	2016.91	2039.96	2095.23	2118.28
		42"(1067mm)	JDGL-2442-JFFL	■ ■	2103.01	2133.74	2181.33	2212.06
		48"(1219mm)	JDGL-2448-JFFL	■ ■	2189.11	2227.52	2267.43	2305.84
		54"(1372mm)	JDGL-2454-JFFL	■ ■	2275.21	2321.30	2353.53	2399.62
		60"(1524mm)	JDGL-2460-JFFL	■ ■	2361.31	2415.08	2439.63	2493.40
		66"(1676mm)	JDGL-2466-JFFL	■ ■	2447.41	2508.86	2525.73	2587.18
		72"(1829mm)	JDGL-2472-JFFL	■ ■	2533.51	2602.64	2611.83	2680.96
29"(737mm)	30"(762mm)	30"(762mm)	JDGL-3030-JFFL	■ ■	\$ 2014.81	\$2030.18	\$2095.89	\$ 2111.26
		36"(914mm)	JDGL-3036-JFFL	■ ■	2100.91	2123.96	2181.99	2205.04
		42"(1067mm)	JDGL-3042-JFFL	■ ■	2187.01	2217.74	2268.09	2298.82
		48"(1219mm)	JDGL-3048-JFFL	■ ■	2273.11	2311.52	2354.19	2392.60
		54"(1372mm)	JDGL-3054-JFFL	■ ■	2359.21	2405.30	2440.29	2486.38
		60"(1524mm)	JDGL-3060-JFFL	■ ■	2445.31	2499.08	2526.39	2580.16
		66"(1676mm)	JDGL-3066-JFFL	■ ■	2531.41	2592.86	2612.49	2673.94
		72"(1829mm)	JDGL-3072-JFFL	■ ■	2617.51	2686.64	2698.59	2767.72
End Panel - HPL B								
29"(737mm)	24"(610mm)	30"(762mm)	JDGL-2430-JFFL	■ ■	\$ 1998.76	\$ 2014.13	\$ 2077.08	\$2092.45
		36"(914mm)	JDGL-2436-JFFL	■ ■	2091.76	2114.81	2170.08	2193.13
		42"(1067mm)	JDGL-2442-JFFL	■ ■	2184.76	2215.49	2263.08	2293.81
		48"(1219mm)	JDGL-2448-JFFL	■ ■	2277.76	2316.17	2356.08	2394.49
		54"(1372mm)	JDGL-2454-JFFL	■ ■	2370.76	2416.85	2449.08	2495.17
		60"(1524mm)	JDGL-2460-JFFL	■ ■	2463.76	2517.53	2542.08	2595.85
		66"(1676mm)	JDGL-2466-JFFL	■ ■	2556.76	2618.21	2635.08	2696.53
		72"(1829mm)	JDGL-2472-JFFL	■ ■	2649.76	2718.89	2728.08	2797.21
29"(737mm)	30"(762mm)	30"(762mm)	JDGL-3030-JFFL	■ ■	\$2086.60	\$ 2101.97	\$ 2167.68	\$ 2183.05
		36"(914mm)	JDGL-3036-JFFL	■ ■	2179.60	2202.65	2260.68	2283.73
		42"(1067mm)	JDGL-3042-JFFL	■ ■	2272.60	2303.33	2353.68	2384.41
		48"(1219mm)	JDGL-3048-JFFL	■ ■	2365.60	2404.01	2446.68	2485.09
		54"(1372mm)	JDGL-3054-JFFL	■ ■	2458.60	2504.69	2539.68	2585.77
		60"(1524mm)	JDGL-3060-JFFL	■ ■	2551.60	2605.37	2632.68	2686.45
		66"(1676mm)	JDGL-3066-JFFL	■ ■	2644.60	2706.05	2725.68	2787.13
		72"(1829mm)	JDGL-3072-JFFL	■ ■	2737.60	2806.73	2818.68	2887.81

Desk Shells

Standard Bow Front

Height	Depth	Width	Number	①②	Top - HPL A Trim		Top - HPL B Trim	
					A	B	A	B
End Panel - Wood A								
29"(737mm)	24"(610mm)	30"(762mm)	JDGL-2430-JFFW	■ ■	\$2450.83	\$2466.20	\$ 2718.07	\$ 2733.44
		36"(914mm)	JDGL-2436-JFFW	■ ■	2536.93	2559.98	2804.17	2827.22
		42"(1067mm)	JDGL-2442-JFFW	■ ■	2623.03	2653.76	2890.27	2921.00
		48"(1219mm)	JDGL-2448-JFFW	■ ■	2709.13	2747.54	2976.37	3014.78
		54"(1372mm)	JDGL-2454-JFFW	■ ■	2795.23	2841.32	3062.47	3108.56
		60"(1524mm)	JDGL-2460-JFFW	■ ■	2881.33	2935.10	3148.57	3202.34
		66"(1676mm)	JDGL-2466-JFFW	■ ■	2967.43	3028.88	3234.67	3296.12
		72"(1829mm)	JDGL-2472-JFFW	■ ■	3053.53	3122.66	3320.77	3389.90
29"(737mm)	30"(762mm)	30"(762mm)	JDGL-3030-JFFW	■ ■	\$2534.83	\$2550.20	\$2808.67	\$ 2824.04
		36"(914mm)	JDGL-3036-JFFW	■ ■	2620.93	2643.98	2894.77	2917.82
		42"(1067mm)	JDGL-3042-JFFW	■ ■	2707.03	2737.76	2980.87	3011.60
		48"(1219mm)	JDGL-3048-JFFW	■ ■	2793.13	2831.54	3066.97	3105.38
		54"(1372mm)	JDGL-3054-JFFW	■ ■	2879.23	2925.32	3153.07	3199.16
		60"(1524mm)	JDGL-3060-JFFW	■ ■	2965.33	3019.10	3239.17	3292.94
		66"(1676mm)	JDGL-3066-JFFW	■ ■	3051.43	3112.88	3325.27	3386.72
		72"(1829mm)	JDGL-3072-JFFW	■ ■	3137.53	3206.66	3411.37	3480.50
End Panel - Wood B								
29"(737mm)	24"(610mm)	30"(762mm)	JDGL-2430-JFFW	■ ■	\$ 2518.78	\$2534.15	\$ 2786.02	\$ 2801.39
		36"(914mm)	JDGL-2436-JFFW	■ ■	2611.78	2634.83	2879.02	2902.07
		42"(1067mm)	JDGL-2442-JFFW	■ ■	2704.78	2735.51	2972.02	3002.75
		48"(1219mm)	JDGL-2448-JFFW	■ ■	2797.78	2836.19	3065.02	3103.43
		54"(1372mm)	JDGL-2454-JFFW	■ ■	2890.78	2936.87	3158.02	3204.11
		60"(1524mm)	JDGL-2460-JFFW	■ ■	2983.78	3037.55	3251.02	3304.79
		66"(1676mm)	JDGL-2466-JFFW	■ ■	3076.78	3138.23	3344.02	3405.47
		72"(1829mm)	JDGL-2472-JFFW	■ ■	3169.78	3238.91	3437.02	3506.15
29"(737mm)	30"(762mm)	30"(762mm)	JDGL-3030-JFFW	■ ■	\$2606.62	\$ 2621.99	\$2880.46	\$ 2895.83
		36"(914mm)	JDGL-3036-JFFW	■ ■	2699.62	2722.67	2973.46	2996.51
		42"(1067mm)	JDGL-3042-JFFW	■ ■	2792.62	2823.35	3066.46	3097.19
		48"(1219mm)	JDGL-3048-JFFW	■ ■	2885.62	2924.03	3159.46	3197.87
		54"(1372mm)	JDGL-3054-JFFW	■ ■	2978.62	3024.71	3252.46	3298.55
		60"(1524mm)	JDGL-3060-JFFW	■ ■	3071.62	3125.39	3345.46	3399.23
		66"(1676mm)	JDGL-3066-JFFW	■ ■	3164.62	3226.07	3438.46	3499.91
		72"(1829mm)	JDGL-3072-JFFW	■ ■	3257.62	3326.75	3531.46	3600.59

Desk Shells

Standard Bow Front

Height	Depth	Width	Number	①②	Top - Wood A Trim		Top - Wood B Trim	
					A	B	A	B
End Panel - Steel A								
29"(737mm)	24"(610mm)	30"(762mm)	JDGW-2430-KFFS	■ ■	\$ 2748.99	\$ 2764.36	\$ 2882.89	\$ 2898.26
		36"(914mm)	JDGW-2436-KFFS	■ ■	2835.09	2858.14	2968.99	2992.04
		42"(1067mm)	JDGW-2442-KFFS	■ ■	2921.19	2951.92	3055.09	3085.82
		48"(1219mm)	JDGW-2448-KFFS	■ ■	3007.29	3045.70	3141.19	3179.60
		54"(1372mm)	JDGW-2454-KFFS	■ ■	3093.39	3139.48	3227.29	3273.38
		60"(1524mm)	JDGW-2460-KFFS	■ ■	3179.49	3233.26	3313.39	3367.16
		66"(1676mm)	JDGW-2466-KFFS	■ ■	3265.59	3327.04	3399.49	3460.94
		72"(1829mm)	JDGW-2472-KFFS	■ ■	3351.69	3420.82	3485.59	3554.72
29"(737mm)	30"(762mm)	30"(762mm)	JDGW-3030-KFFS	■ ■	\$ 2859.69	\$ 2875.06	\$ 3024.31	\$ 3039.68
		36"(914mm)	JDGW-3036-KFFS	■ ■	2945.79	2968.84	3110.41	3133.46
		42"(1067mm)	JDGW-3042-KFFS	■ ■	3031.89	3062.62	3196.51	3227.24
		48"(1219mm)	JDGW-3048-KFFS	■ ■	3117.99	3156.40	3282.61	3321.02
		54"(1372mm)	JDGW-3054-KFFS	■ ■	3204.09	3250.18	3368.71	3414.80
		60"(1524mm)	JDGW-3060-KFFS	■ ■	3290.19	3343.96	3454.81	3508.58
		66"(1676mm)	JDGW-3066-KFFS	■ ■	3376.29	3437.74	3540.91	3602.36
		72"(1829mm)	JDGW-3072-KFFS	■ ■	3462.39	3531.52	3627.01	3696.14
End Panel - Steel B								
29"(737mm)	24"(610mm)	30"(762mm)	JDGW-2430-KFFS	■ ■	\$ 2867.93	\$ 2883.30	\$ 3001.83	\$ 3017.20
		36"(914mm)	JDGW-2436-KFFS	■ ■	2962.19	2985.24	3096.09	3119.14
		42"(1067mm)	JDGW-2442-KFFS	■ ■	3056.45	3087.18	3190.35	3221.08
		48"(1219mm)	JDGW-2448-KFFS	■ ■	3150.71	3189.12	3284.61	3323.02
		54"(1372mm)	JDGW-2454-KFFS	■ ■	3244.97	3291.06	3378.87	3424.96
		60"(1524mm)	JDGW-2460-KFFS	■ ■	3339.23	3393.00	3473.13	3526.90
		66"(1676mm)	JDGW-2466-KFFS	■ ■	3433.49	3494.94	3567.39	3628.84
		72"(1829mm)	JDGW-2472-KFFS	■ ■	3527.75	3596.88	3661.65	3730.78
29"(737mm)	30"(762mm)	30"(762mm)	JDGW-3030-KFFS	■ ■	\$ 2983.55	\$ 2998.92	\$ 3148.17	\$ 3163.54
		36"(914mm)	JDGW-3036-KFFS	■ ■	3077.81	3100.86	3242.43	3265.48
		42"(1067mm)	JDGW-3042-KFFS	■ ■	3172.07	3202.80	3336.69	3367.42
		48"(1219mm)	JDGW-3048-KFFS	■ ■	3266.33	3304.74	3430.95	3469.36
		54"(1372mm)	JDGW-3054-KFFS	■ ■	3360.59	3406.68	3525.21	3571.30
		60"(1524mm)	JDGW-3060-KFFS	■ ■	3454.85	3508.62	3619.47	3673.24
		66"(1676mm)	JDGW-3066-KFFS	■ ■	3549.11	3610.56	3713.73	3775.18
		72"(1829mm)	JDGW-3072-KFFS	■ ■	3643.37	3712.50	3807.99	3877.12

Desk Shells

Standard Bow Front

Height	Depth	Width	Number	①②	Top - Wood A Trim		Top - Wood B Trim	
					A	B	A	B
End Panel - HPL A								
29"(737mm)	24"(610mm)	30"(762mm)	JDGW-2430-KFFL	■ ■	\$ 2416.31	\$ 2431.68	\$2494.63	\$ 2510.00
		36"(914mm)	JDGW-2436-KFFL	■ ■	2502.41	2525.46	2580.73	2603.78
		42"(1067mm)	JDGW-2442-KFFL	■ ■	2588.51	2619.24	2666.83	2697.56
		48"(1219mm)	JDGW-2448-KFFL	■ ■	2674.61	2713.02	2752.93	2791.34
		54"(1372mm)	JDGW-2454-KFFL	■ ■	2760.71	2806.80	2839.03	2885.12
		60"(1524mm)	JDGW-2460-KFFL	■ ■	2846.81	2900.58	2925.13	2978.90
		66"(1676mm)	JDGW-2466-KFFL	■ ■	2932.91	2994.36	3011.23	3072.68
		72"(1829mm)	JDGW-2472-KFFL	■ ■	3019.01	3088.14	3097.33	3166.46
29"(737mm)	30"(762mm)	30"(762mm)	JDGW-3030-KFFL	■ ■	\$ 2527.01	\$ 2542.38	\$2608.09	\$ 2623.46
		36"(914mm)	JDGW-3036-KFFL	■ ■	2613.11	2636.16	2694.19	2717.24
		42"(1067mm)	JDGW-3042-KFFL	■ ■	2699.21	2729.94	2780.29	2811.02
		48"(1219mm)	JDGW-3048-KFFL	■ ■	2785.31	2823.72	2866.39	2904.80
		54"(1372mm)	JDGW-3054-KFFL	■ ■	2871.41	2917.50	2952.49	2998.58
		60"(1524mm)	JDGW-3060-KFFL	■ ■	2957.51	3011.28	3038.59	3092.36
		66"(1676mm)	JDGW-3066-KFFL	■ ■	3043.61	3105.06	3124.69	3186.14
		72"(1829mm)	JDGW-3072-KFFL	■ ■	3129.71	3198.84	3210.79	3279.92
End Panel - HPL B								
29"(737mm)	24"(610mm)	30"(762mm)	JDGW-2430-KFFL	■ ■	\$ 2535.25	\$ 2550.62	\$ 2613.57	\$ 2628.94
		36"(914mm)	JDGW-2436-KFFL	■ ■	2629.51	2652.56	2707.83	2730.88
		42"(1067mm)	JDGW-2442-KFFL	■ ■	2723.77	2754.50	2802.09	2832.82
		48"(1219mm)	JDGW-2448-KFFL	■ ■	2818.03	2856.44	2896.35	2934.76
		54"(1372mm)	JDGW-2454-KFFL	■ ■	2912.29	2958.38	2990.61	3036.70
		60"(1524mm)	JDGW-2460-KFFL	■ ■	3006.55	3060.32	3084.87	3138.64
		66"(1676mm)	JDGW-2466-KFFL	■ ■	3100.81	3162.26	3179.13	3240.58
		72"(1829mm)	JDGW-2472-KFFL	■ ■	3195.07	3264.20	3273.39	3342.52
29"(737mm)	30"(762mm)	30"(762mm)	JDGW-3030-KFFL	■ ■	\$ 2650.87	\$ 2666.24	\$ 2731.95	\$ 2747.32
		36"(914mm)	JDGW-3036-KFFL	■ ■	2745.13	2768.18	2826.21	2849.26
		42"(1067mm)	JDGW-3042-KFFL	■ ■	2839.39	2870.12	2920.47	2951.20
		48"(1219mm)	JDGW-3048-KFFL	■ ■	2933.65	2972.06	3014.73	3053.14
		54"(1372mm)	JDGW-3054-KFFL	■ ■	3027.91	3074.00	3108.99	3155.08
		60"(1524mm)	JDGW-3060-KFFL	■ ■	3122.17	3175.94	3203.25	3257.02
		66"(1676mm)	JDGW-3066-KFFL	■ ■	3216.43	3277.88	3297.51	3358.96
		72"(1829mm)	JDGW-3072-KFFL	■ ■	3310.69	3379.82	3391.77	3460.90

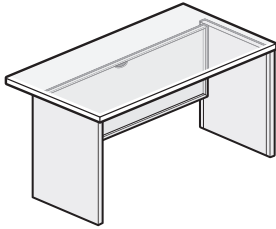
Desk Shells

Standard Bow Front

Height	Depth	Width	Number	①②	Top - Wood A Trim		Top - Wood B Trim	
					A	B	A	B
End Panel - Wood A								
29"(737mm)	24"(610mm)	30"(762mm)	JDGW-2430-KFFW	■ ■	\$2936.33	\$ 2951.70	\$3203.57	\$ 3218.94
		36"(914mm)	JDGW-2436-KFFW	■ ■	3022.43	3045.48	3289.67	3312.72
		42"(1067mm)	JDGW-2442-KFFW	■ ■	3108.53	3139.26	3375.77	3406.50
		48"(1219mm)	JDGW-2448-KFFW	■ ■	3194.63	3233.04	3461.87	3500.28
		54"(1372mm)	JDGW-2454-KFFW	■ ■	3280.73	3326.82	3547.97	3594.06
		60"(1524mm)	JDGW-2460-KFFW	■ ■	3366.83	3420.60	3634.07	3687.84
		66"(1676mm)	JDGW-2466-KFFW	■ ■	3452.93	3514.38	3720.17	3781.62
		72"(1829mm)	JDGW-2472-KFFW	■ ■	3539.03	3608.16	3806.27	3875.40
29"(737mm)	30"(762mm)	30"(762mm)	JDGW-3030-KFFW	■ ■	\$3047.03	\$3062.40	\$3320.87	\$3336.24
		36"(914mm)	JDGW-3036-KFFW	■ ■	3133.13	3156.18	3406.97	3430.02
		42"(1067mm)	JDGW-3042-KFFW	■ ■	3219.23	3249.96	3493.07	3523.80
		48"(1219mm)	JDGW-3048-KFFW	■ ■	3305.33	3343.74	3579.17	3617.58
		54"(1372mm)	JDGW-3054-KFFW	■ ■	3391.43	3437.52	3665.27	3711.36
		60"(1524mm)	JDGW-3060-KFFW	■ ■	3477.53	3531.30	3751.37	3805.14
		66"(1676mm)	JDGW-3066-KFFW	■ ■	3563.63	3625.08	3837.47	3898.92
		72"(1829mm)	JDGW-3072-KFFW	■ ■	3649.73	3718.86	3923.57	3992.70
End Panel - Wood B								
29"(737mm)	24"(610mm)	30"(762mm)	JDGW-2430-KFFW	■ ■	\$3055.27	\$3070.64	\$3322.51	\$ 3337.88
		36"(914mm)	JDGW-2436-KFFW	■ ■	3149.53	3172.58	3416.77	3439.82
		42"(1067mm)	JDGW-2442-KFFW	■ ■	3243.79	3274.52	3511.03	3541.76
		48"(1219mm)	JDGW-2448-KFFW	■ ■	3338.05	3376.46	3605.29	3643.70
		54"(1372mm)	JDGW-2454-KFFW	■ ■	3432.31	3478.40	3699.55	3745.64
		60"(1524mm)	JDGW-2460-KFFW	■ ■	3526.57	3580.34	3793.81	3847.58
		66"(1676mm)	JDGW-2466-KFFW	■ ■	3620.83	3682.28	3888.07	3949.52
		72"(1829mm)	JDGW-2472-KFFW	■ ■	3715.09	3784.22	3982.33	4051.46
29"(737mm)	30"(762mm)	30"(762mm)	JDGW-3030-KFFW	■ ■	\$ 3170.89	\$ 3186.26	\$3444.73	\$3460.10
		36"(914mm)	JDGW-3036-KFFW	■ ■	3265.15	3288.20	3538.99	3562.04
		42"(1067mm)	JDGW-3042-KFFW	■ ■	3359.41	3390.14	3633.25	3663.98
		48"(1219mm)	JDGW-3048-KFFW	■ ■	3453.67	3492.08	3727.51	3765.92
		54"(1372mm)	JDGW-3054-KFFW	■ ■	3547.93	3594.02	3821.77	3867.86
		60"(1524mm)	JDGW-3060-KFFW	■ ■	3642.19	3695.96	3916.03	3969.80
		66"(1676mm)	JDGW-3066-KFFW	■ ■	3736.45	3797.90	4010.29	4071.74
		72"(1829mm)	JDGW-3072-KFFW	■ ■	3830.71	3899.84	4104.55	4173.68

Desk Shells

Executive Rectangular



JDXL-JFFSDS
 JDXL-JFFLDS
 JDXL-JFFWDS
 JDXW-KFFSDS
 JDXW-KFFLDS
 JDXW-KFFWDS
 Class Fm1

Features

- Includes high-pressure laminate (HPL) or wood veneer top, steel, laminate or wood end panels, steel modesty panel, and assembly hardware.
- Top has 3mm edgeband on user and guest edge, and 1mm edgeband on sides.
- Edge on guest side extends 6"(152mm) beyond end panels along the entire width of the desk.
- Modesty panel is available with or without scallop wireway for cable management; scallop is centered at top of modesty panel.
- Glides provide 1.5"(38mm) adjustment range.
- Field assembled.

Specification Tip

- When placing a mobile, attached, or suspended pedestal inside the desk shell, pedestal depth must be at least 12"(305mm) less than nominal depth of top. See table.
- Desk/Pedestal Nominal Depths

Desk Depth	Pedestal Depth
30"(762mm)	18"(457mm)
36"(914mm)	24"(610mm)

To Order, Specify:

1) Product number, including:

1 Modesty Panel Height:

- B** 1/3 Height
- D** 3/4 Height (add **\$101.34** list)
- F** Full Height (add **\$202.67** list)

2 Modesty Panel Cable Management:

- N** No Scallop
- S** Scallop

- 2) Laminate or wood color for top.
- 3) Edge trim color for top.
- 4) End panel trim, laminate or wood finish.
- 5) End panel edge color (HPL only)
- 6) Modesty panel trim color.

Height	Depth	Width	Number	①②	Top - HPL A Trim		Top - HPL B Trim	
					A	B	A	B
End Panel - Steel - Trim A								
29"(737mm)	30"(762mm)	30"(762mm)	JDXL-3030-JFFS		\$ 2211.75	\$ 2227.12	\$ 2376.37	\$ 2391.74
		36"(914mm)	JDXL-3036-JFFS		2297.85	2320.90	2462.47	2485.52
		42"(1067mm)	JDXL-3042-JFFS		2383.95	2414.68	2548.57	2579.30
		48"(1219mm)	JDXL-3048-JFFS		2470.05	2508.46	2634.67	2673.08
		54"(1372mm)	JDXL-3054-JFFS		2556.15	2602.24	2720.77	2766.86
		60"(1524mm)	JDXL-3060-JFFS		2642.25	2696.02	2806.87	2860.64
		66"(1676mm)	JDXL-3066-JFFS		2728.35	2789.80	2892.97	2954.42
		72"(1829mm)	JDXL-3072-JFFS		2814.45	2883.58	2979.07	3048.20
29"(737mm)	36"(914mm)	30"(762mm)	JDXL-3630-JFFS		\$ 2295.75	\$ 2311.12	\$ 2491.09	\$ 2506.46
		36"(914mm)	JDXL-3636-JFFS		2381.85	2404.90	2577.19	2600.24
		42"(1067mm)	JDXL-3642-JFFS		2467.95	2498.68	2663.29	2694.02
		48"(1219mm)	JDXL-3648-JFFS		2554.05	2592.46	2749.39	2787.80
		54"(1372mm)	JDXL-3654-JFFS		2640.15	2686.24	2835.49	2881.58
		60"(1524mm)	JDXL-3660-JFFS		2726.25	2780.02	2921.59	2975.36
		66"(1676mm)	JDXL-3666-JFFS		2812.35	2873.80	3007.69	3069.14
		72"(1829mm)	JDXL-3672-JFFS		2898.45	2967.58	3093.79	3162.92
End Panel - Steel - Trim B								
29"(737mm)	30"(762mm)	30"(762mm)	JDXL-3030-JFFS		\$ 2272.69	\$ 2288.06	\$ 2437.31	\$ 2452.68
		36"(914mm)	JDXL-3036-JFFS		2365.69	2388.74	2530.31	2553.36
		42"(1067mm)	JDXL-3042-JFFS		2458.69	2489.42	2623.31	2654.04
		48"(1219mm)	JDXL-3048-JFFS		2551.69	2590.10	2716.31	2754.72
		54"(1372mm)	JDXL-3054-JFFS		2644.69	2690.78	2809.31	2855.40
		60"(1524mm)	JDXL-3060-JFFS		2737.69	2791.46	2902.31	2956.08
		66"(1676mm)	JDXL-3066-JFFS		2830.69	2892.14	2995.31	3056.76
		72"(1829mm)	JDXL-3072-JFFS		2923.69	2992.82	3088.31	3157.44
29"(737mm)	36"(914mm)	30"(762mm)	JDXL-3630-JFFS		\$ 2360.53	\$ 2375.90	\$ 2555.87	\$ 2571.24
		36"(914mm)	JDXL-3636-JFFS		2453.53	2476.58	2648.87	2671.92
		42"(1067mm)	JDXL-3642-JFFS		2546.53	2577.26	2741.87	2772.60
		48"(1219mm)	JDXL-3648-JFFS		2639.53	2677.94	2834.87	2873.28
		54"(1372mm)	JDXL-3654-JFFS		2732.53	2778.62	2927.87	2973.96
		60"(1524mm)	JDXL-3660-JFFS		2825.53	2879.30	3020.87	3074.64
		66"(1676mm)	JDXL-3666-JFFS		2918.53	2979.98	3113.87	3175.32
		72"(1829mm)	JDXL-3672-JFFS		3011.53	3080.66	3206.87	3276.00

Desk Shells

Executive Rectangular

Height	Depth	Width	Number	①②	Top - HPL A Trim		Top - HPL B Trim	
					A	B	A	B
End Panel - HPL A								
29"(737mm)	30"(762mm)	30"(762mm)	JDXL-3030-JFFL		\$ 1879.07	\$ 1894.44	\$ 1960.15	\$ 1975.52
		36"(914mm)	JDXL-3036-JFFL		1965.17	1988.22	2046.25	2069.30
		42"(1067mm)	JDXL-3042-JFFL		2051.27	2082.00	2132.35	2163.08
		48"(1219mm)	JDXL-3048-JFFL		2137.37	2175.78	2218.45	2256.86
		54"(1372mm)	JDXL-3054-JFFL		2223.47	2269.56	2304.55	2350.64
		60"(1524mm)	JDXL-3060-JFFL		2309.57	2363.34	2390.65	2444.42
		66"(1676mm)	JDXL-3066-JFFL		2395.67	2457.12	2476.75	2538.20
		72"(1829mm)	JDXL-3072-JFFL		2481.77	2550.90	2562.85	2631.98
29"(737mm)	36"(914mm)	30"(762mm)	JDXL-3630-JFFL		\$ 1963.07	\$ 1978.44	\$2046.91	\$2062.28
		36"(914mm)	JDXL-3636-JFFL		2049.17	2072.22	2133.01	2156.06
		42"(1067mm)	JDXL-3642-JFFL		2135.27	2166.00	2219.11	2249.84
		48"(1219mm)	JDXL-3648-JFFL		2221.37	2259.78	2305.21	2343.62
		54"(1372mm)	JDXL-3654-JFFL		2307.47	2353.56	2391.31	2437.40
		60"(1524mm)	JDXL-3660-JFFL		2393.57	2447.34	2477.41	2531.18
		66"(1676mm)	JDXL-3666-JFFL		2479.67	2541.12	2563.51	2624.96
		72"(1829mm)	JDXL-3672-JFFL		2565.77	2634.90	2649.61	2718.74
End Panel - HPL B								
29"(737mm)	30"(762mm)	30"(762mm)	JDXL-3030-JFFL		\$ 1940.01	\$ 1955.38	\$ 2021.09	\$2036.46
		36"(914mm)	JDXL-3036-JFFL		2033.01	2056.06	2114.09	2137.14
		42"(1067mm)	JDXL-3042-JFFL		2126.01	2156.74	2207.09	2237.82
		48"(1219mm)	JDXL-3048-JFFL		2219.01	2257.42	2300.09	2338.50
		54"(1372mm)	JDXL-3054-JFFL		2312.01	2358.10	2393.09	2439.18
		60"(1524mm)	JDXL-3060-JFFL		2405.01	2458.78	2486.09	2539.86
		66"(1676mm)	JDXL-3066-JFFL		2498.01	2559.46	2579.09	2640.54
		72"(1829mm)	JDXL-3072-JFFL		2591.01	2660.14	2672.09	2741.22
29"(737mm)	36"(914mm)	30"(762mm)	JDXL-3630-JFFL		\$ 2027.85	\$2043.22	\$ 2111.69	\$ 2127.06
		36"(914mm)	JDXL-3636-JFFL		2120.85	2143.90	2204.69	2227.74
		42"(1067mm)	JDXL-3642-JFFL		2213.85	2244.58	2297.69	2328.42
		48"(1219mm)	JDXL-3648-JFFL		2306.85	2345.26	2390.69	2429.10
		54"(1372mm)	JDXL-3654-JFFL		2399.85	2445.94	2483.69	2529.78
		60"(1524mm)	JDXL-3660-JFFL		2492.85	2546.62	2576.69	2630.46
		66"(1676mm)	JDXL-3666-JFFL		2585.85	2647.30	2669.69	2731.14
		72"(1829mm)	JDXL-3672-JFFL		2678.85	2747.98	2762.69	2831.82

Desk Shells

Executive Rectangular

Height	Depth	Width	Number	①②	Top - HPL A Trim		Top - HPL B Trim	
					A	B	A	B
End Panel - Wood A								
29"(737mm)	30"(762mm)	30"(762mm)	JDXL-3030-JFFW	■ ■	\$2399.09	\$ 2414.46	\$2672.93	\$2688.30
		36"(914mm)	JDXL-3036-JFFW	■ ■	2485.19	2508.24	2759.03	2782.08
		42"(1067mm)	JDXL-3042-JFFW	■ ■	2571.29	2602.02	2845.13	2875.86
		48"(1219mm)	JDXL-3048-JFFW	■ ■	2657.39	2695.80	2931.23	2969.64
		54"(1372mm)	JDXL-3054-JFFW	■ ■	2743.49	2789.58	3017.33	3063.42
		60"(1524mm)	JDXL-3060-JFFW	■ ■	2829.59	2883.36	3103.43	3157.20
		66"(1676mm)	JDXL-3066-JFFW	■ ■	2915.69	2977.14	3189.53	3250.98
		72"(1829mm)	JDXL-3072-JFFW	■ ■	3001.79	3070.92	3275.63	3344.76
29"(737mm)	36"(914mm)	30"(762mm)	JDXL-3630-JFFW	■ ■	\$2483.09	\$2498.46	\$2763.53	\$2778.90
		36"(914mm)	JDXL-3636-JFFW	■ ■	2569.19	2592.24	2849.63	2872.68
		42"(1067mm)	JDXL-3642-JFFW	■ ■	2655.29	2686.02	2935.73	2966.46
		48"(1219mm)	JDXL-3648-JFFW	■ ■	2741.39	2779.80	3021.83	3060.24
		54"(1372mm)	JDXL-3654-JFFW	■ ■	2827.49	2873.58	3107.93	3154.02
		60"(1524mm)	JDXL-3660-JFFW	■ ■	2913.59	2967.36	3194.03	3247.80
		66"(1676mm)	JDXL-3666-JFFW	■ ■	2999.69	3061.14	3280.13	3341.58
		72"(1829mm)	JDXL-3672-JFFW	■ ■	3085.79	3154.92	3366.23	3435.36
End Panel - Wood B								
29"(737mm)	30"(762mm)	30"(762mm)	JDXL-3030-JFFW	■ ■	\$2460.03	\$ 2475.40	\$ 2733.87	\$ 2749.24
		36"(914mm)	JDXL-3036-JFFW	■ ■	2553.03	2576.08	2826.87	2849.92
		42"(1067mm)	JDXL-3042-JFFW	■ ■	2646.03	2676.76	2919.87	2950.60
		48"(1219mm)	JDXL-3048-JFFW	■ ■	2739.03	2777.44	3012.87	3051.28
		54"(1372mm)	JDXL-3054-JFFW	■ ■	2832.03	2878.12	3105.87	3151.96
		60"(1524mm)	JDXL-3060-JFFW	■ ■	2925.03	2978.80	3198.87	3252.64
		66"(1676mm)	JDXL-3066-JFFW	■ ■	3018.03	3079.48	3291.87	3353.32
		72"(1829mm)	JDXL-3072-JFFW	■ ■	3111.03	3180.16	3384.87	3454.00
29"(737mm)	36"(914mm)	30"(762mm)	JDXL-3630-JFFW	■ ■	\$ 2547.87	\$2563.24	\$2828.31	\$2843.68
		36"(914mm)	JDXL-3636-JFFW	■ ■	2640.87	2663.92	2921.31	2944.36
		42"(1067mm)	JDXL-3642-JFFW	■ ■	2733.87	2764.60	3014.31	3045.04
		48"(1219mm)	JDXL-3648-JFFW	■ ■	2826.87	2865.28	3107.31	3145.72
		54"(1372mm)	JDXL-3654-JFFW	■ ■	2919.87	2965.96	3200.31	3246.40
		60"(1524mm)	JDXL-3660-JFFW	■ ■	3012.87	3066.64	3293.31	3347.08
		66"(1676mm)	JDXL-3666-JFFW	■ ■	3105.87	3167.32	3386.31	3447.76
		72"(1829mm)	JDXL-3672-JFFW	■ ■	3198.87	3268.00	3479.31	3548.44

Desk Shells

Executive Rectangular

Height	Depth	Width	Number	①②	Top - Wood A Trim		Top - Wood B Trim	
					A	B	A	B
End Panel - Steel A								
29"(737mm)	30"(762mm)	30"(762mm)	JDXW-3030-KFFS	■ ■	\$ 2697.19	\$ 2712.56	\$ 2861.81	\$ 2877.18
		36"(914mm)	JDXW-3036-KFFS	■ ■	2783.29	2806.34	2947.91	2970.96
		42"(1067mm)	JDXW-3042-KFFS	■ ■	2869.39	2900.12	3034.01	3064.74
		48"(1219mm)	JDXW-3048-KFFS	■ ■	2955.49	2993.90	3120.11	3158.52
		54"(1372mm)	JDXW-3054-KFFS	■ ■	3041.59	3087.68	3206.21	3252.30
		60"(1524mm)	JDXW-3060-KFFS	■ ■	3127.69	3181.46	3292.31	3346.08
		66"(1676mm)	JDXW-3066-KFFS	■ ■	3213.79	3275.24	3378.41	3439.86
		72"(1829mm)	JDXW-3072-KFFS	■ ■	3299.89	3369.02	3464.51	3533.64
29"(737mm)	36"(914mm)	30"(762mm)	JDXW-3630-KFFS	■ ■	\$ 2807.89	\$ 2823.26	\$3003.23	\$ 3018.60
		36"(914mm)	JDXW-3636-KFFS	■ ■	2893.99	2917.04	3089.33	3112.38
		42"(1067mm)	JDXW-3642-KFFS	■ ■	2980.09	3010.82	3175.43	3206.16
		48"(1219mm)	JDXW-3648-KFFS	■ ■	3066.19	3104.60	3261.53	3299.94
		54"(1372mm)	JDXW-3654-KFFS	■ ■	3152.29	3198.38	3347.63	3393.72
		60"(1524mm)	JDXW-3660-KFFS	■ ■	3238.39	3292.16	3433.73	3487.50
		66"(1676mm)	JDXW-3666-KFFS	■ ■	3324.49	3385.94	3519.83	3581.28
		72"(1829mm)	JDXW-3672-KFFS	■ ■	3410.59	3479.72	3605.93	3675.06
End Panel - Steel B								
29"(737mm)	30"(762mm)	30"(762mm)	JDXW-3030-KFFS	■ ■	\$ 2792.15	\$ 2807.52	\$2956.77	\$ 2972.14
		36"(914mm)	JDXW-3036-KFFS	■ ■	2886.41	2909.46	3051.03	3074.08
		42"(1067mm)	JDXW-3042-KFFS	■ ■	2980.67	3011.40	3145.29	3176.02
		48"(1219mm)	JDXW-3048-KFFS	■ ■	3074.93	3113.34	3239.55	3277.96
		54"(1372mm)	JDXW-3054-KFFS	■ ■	3169.19	3215.28	3333.81	3379.90
		60"(1524mm)	JDXW-3060-KFFS	■ ■	3263.45	3317.22	3428.07	3481.84
		66"(1676mm)	JDXW-3066-KFFS	■ ■	3357.71	3419.16	3522.33	3583.78
		72"(1829mm)	JDXW-3072-KFFS	■ ■	3451.97	3521.10	3616.59	3685.72
29"(737mm)	36"(914mm)	30"(762mm)	JDXW-3630-KFFS	■ ■	\$ 2907.77	\$ 2923.14	\$ 3103.11	\$ 3118.48
		36"(914mm)	JDXW-3636-KFFS	■ ■	3002.03	3025.08	3197.37	3220.42
		42"(1067mm)	JDXW-3642-KFFS	■ ■	3096.29	3127.02	3291.63	3322.36
		48"(1219mm)	JDXW-3648-KFFS	■ ■	3190.55	3228.96	3385.89	3424.30
		54"(1372mm)	JDXW-3654-KFFS	■ ■	3284.81	3330.90	3480.15	3526.24
		60"(1524mm)	JDXW-3660-KFFS	■ ■	3379.07	3432.84	3574.41	3628.18
		66"(1676mm)	JDXW-3666-KFFS	■ ■	3473.33	3534.78	3668.67	3730.12
		72"(1829mm)	JDXW-3672-KFFS	■ ■	3567.59	3636.72	3762.93	3832.06

Desk Shells

Executive Rectangular

Height	Depth	Width	Number	①②	Top - Wood A Trim		Top - Wood B Trim	
					A	B	A	B
End Panel - HPL A								
29"(737mm)	30"(762mm)	30"(762mm)	JDXW-3030-KFFL	■ ■	\$2364.51	\$2379.88	\$2445.59	\$2460.96
		36"(914mm)	JDXW-3036-KFFL	■ ■	2450.61	2473.66	2531.69	2554.74
		42"(1067mm)	JDXW-3042-KFFL	■ ■	2536.71	2567.44	2617.79	2648.52
		48"(1219mm)	JDXW-3048-KFFL	■ ■	2622.81	2661.22	2703.89	2742.30
		54"(1372mm)	JDXW-3054-KFFL	■ ■	2708.91	2755.00	2789.99	2836.08
		60"(1524mm)	JDXW-3060-KFFL	■ ■	2795.01	2848.78	2876.09	2929.86
		66"(1676mm)	JDXW-3066-KFFL	■ ■	2881.11	2942.56	2962.19	3023.64
		72"(1829mm)	JDXW-3072-KFFL	■ ■	2967.21	3036.34	3048.29	3117.42
29"(737mm)	36"(914mm)	30"(762mm)	JDXW-3630-KFFL	■ ■	\$2475.21	\$2490.58	\$2559.05	\$2574.42
		36"(914mm)	JDXW-3636-KFFL	■ ■	2561.31	2584.36	2645.15	2668.20
		42"(1067mm)	JDXW-3642-KFFL	■ ■	2647.41	2678.14	2731.25	2761.98
		48"(1219mm)	JDXW-3648-KFFL	■ ■	2733.51	2771.92	2817.35	2855.76
		54"(1372mm)	JDXW-3654-KFFL	■ ■	2819.61	2865.70	2903.45	2949.54
		60"(1524mm)	JDXW-3660-KFFL	■ ■	2905.71	2959.48	2989.55	3043.32
		66"(1676mm)	JDXW-3666-KFFL	■ ■	2991.81	3053.26	3075.65	3137.10
		72"(1829mm)	JDXW-3672-KFFL	■ ■	3077.91	3147.04	3161.75	3230.88
End Panel - HPL B								
29"(737mm)	30"(762mm)	30"(762mm)	JDXW-3030-KFFL	■ ■	\$2459.47	\$2474.84	\$2540.55	\$2555.92
		36"(914mm)	JDXW-3036-KFFL	■ ■	2553.73	2576.78	2634.81	2657.86
		42"(1067mm)	JDXW-3042-KFFL	■ ■	2647.99	2678.72	2729.07	2759.80
		48"(1219mm)	JDXW-3048-KFFL	■ ■	2742.25	2780.66	2823.33	2861.74
		54"(1372mm)	JDXW-3054-KFFL	■ ■	2836.51	2882.60	2917.59	2963.68
		60"(1524mm)	JDXW-3060-KFFL	■ ■	2930.77	2984.54	3011.85	3065.62
		66"(1676mm)	JDXW-3066-KFFL	■ ■	3025.03	3086.48	3106.11	3167.56
		72"(1829mm)	JDXW-3072-KFFL	■ ■	3119.29	3188.42	3200.37	3269.50
29"(737mm)	36"(914mm)	30"(762mm)	JDXW-3630-KFFL	■ ■	\$2575.09	\$2590.46	\$2658.93	\$2674.30
		36"(914mm)	JDXW-3636-KFFL	■ ■	2669.35	2692.40	2753.19	2776.24
		42"(1067mm)	JDXW-3642-KFFL	■ ■	2763.61	2794.34	2847.45	2878.18
		48"(1219mm)	JDXW-3648-KFFL	■ ■	2857.87	2896.28	2941.71	2980.12
		54"(1372mm)	JDXW-3654-KFFL	■ ■	2952.13	2998.22	3035.97	3082.06
		60"(1524mm)	JDXW-3660-KFFL	■ ■	3046.39	3100.16	3130.23	3184.00
		66"(1676mm)	JDXW-3666-KFFL	■ ■	3140.65	3202.10	3224.49	3285.94
		72"(1829mm)	JDXW-3672-KFFL	■ ■	3234.91	3304.04	3318.75	3387.88

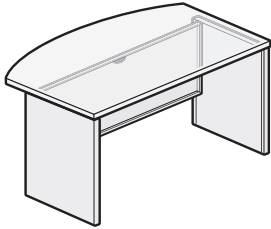
Desk Shells

Executive Rectangular

Height	Depth	Width	Number	①②	Top - Wood A Trim		Top - Wood B Trim	
					A	B	A	B
End Panel - Wood A								
29"(737mm)	30"(762mm)	30"(762mm)	JDXW-3030-KFFW	■ ■	\$2884.53	\$2899.90	\$ 3158.37	\$ 3173.74
		36"(914mm)	JDXW-3036-KFFW	■ ■	2970.63	2993.68	3244.47	3267.52
		42"(1067mm)	JDXW-3042-KFFW	■ ■	3056.73	3087.46	3330.57	3361.30
		48"(1219mm)	JDXW-3048-KFFW	■ ■	3142.83	3181.24	3416.67	3455.08
		54"(1372mm)	JDXW-3054-KFFW	■ ■	3228.93	3275.02	3502.77	3548.86
		60"(1524mm)	JDXW-3060-KFFW	■ ■	3315.03	3368.80	3588.87	3642.64
		66"(1676mm)	JDXW-3066-KFFW	■ ■	3401.13	3462.58	3674.97	3736.42
		72"(1829mm)	JDXW-3072-KFFW	■ ■	3487.23	3556.36	3761.07	3830.20
29"(737mm)	36"(914mm)	30"(762mm)	JDXW-3630-KFFW	■ ■	\$2995.23	\$ 3010.60	\$ 3275.67	\$ 3291.04
		36"(914mm)	JDXW-3636-KFFW	■ ■	3081.33	3104.38	3361.77	3384.82
		42"(1067mm)	JDXW-3642-KFFW	■ ■	3167.43	3198.16	3447.87	3478.60
		48"(1219mm)	JDXW-3648-KFFW	■ ■	3253.53	3291.94	3533.97	3572.38
		54"(1372mm)	JDXW-3654-KFFW	■ ■	3339.63	3385.72	3620.07	3666.16
		60"(1524mm)	JDXW-3660-KFFW	■ ■	3425.73	3479.50	3706.17	3759.94
		66"(1676mm)	JDXW-3666-KFFW	■ ■	3511.83	3573.28	3792.27	3853.72
		72"(1829mm)	JDXW-3672-KFFW	■ ■	3597.93	3667.06	3878.37	3947.50
End Panel - Wood B								
29"(737mm)	30"(762mm)	30"(762mm)	JDXW-3030-KFFW	■ ■	\$2979.49	\$2994.86	\$3253.33	\$ 3268.70
		36"(914mm)	JDXW-3036-KFFW	■ ■	3073.75	3096.80	3347.59	3370.64
		42"(1067mm)	JDXW-3042-KFFW	■ ■	3168.01	3198.74	3441.85	3472.58
		48"(1219mm)	JDXW-3048-KFFW	■ ■	3262.27	3300.68	3536.11	3574.52
		54"(1372mm)	JDXW-3054-KFFW	■ ■	3356.53	3402.62	3630.37	3676.46
		60"(1524mm)	JDXW-3060-KFFW	■ ■	3450.79	3504.56	3724.63	3778.40
		66"(1676mm)	JDXW-3066-KFFW	■ ■	3545.05	3606.50	3818.89	3880.34
		72"(1829mm)	JDXW-3072-KFFW	■ ■	3639.31	3708.44	3913.15	3982.28
29"(737mm)	36"(914mm)	30"(762mm)	JDXW-3630-KFFW	■ ■	\$3095.11	\$ 3110.48	\$ 3375.55	\$ 3390.92
		36"(914mm)	JDXW-3636-KFFW	■ ■	3189.37	3212.42	3469.81	3492.86
		42"(1067mm)	JDXW-3642-KFFW	■ ■	3283.63	3314.36	3564.07	3594.80
		48"(1219mm)	JDXW-3648-KFFW	■ ■	3377.89	3416.30	3658.33	3696.74
		54"(1372mm)	JDXW-3654-KFFW	■ ■	3472.15	3518.24	3752.59	3798.68
		60"(1524mm)	JDXW-3660-KFFW	■ ■	3566.41	3620.18	3846.85	3900.62
		66"(1676mm)	JDXW-3666-KFFW	■ ■	3660.67	3722.12	3941.11	4002.56
		72"(1829mm)	JDXW-3672-KFFW	■ ■	3754.93	3824.06	4035.37	4104.50

Desk Shells

Executive Bow Front



JDHL-JFFSDS
JDHL-JFFLDS
JDHL-JFFWDS
JDHW-KFFSDS
JDHW-KFFLDS
JDHW-KFFWDS
Class FM1

Features

- Includes high-pressure laminate (HPL) or wood veneer top, steel, laminate or wood end panels, steel modesty panel, and assembly hardware.
- Top has 3mm edgeband on user and guest edge, and 1mm edgeband on sides.
- Bow edge on guest side extends 10"(254mm) beyond end panels at the center of the desk (4"(102mm) of extension + 6"(152mm) of bow).
- Modesty panel is available with or without scallop wireway for cable management; scallop is centered at top of modesty panel.
- Glides provide 1.5"(38mm) adjustment range.
- Field assembled.

Specification Tip

- When placing a mobile, attached, or suspended pedestal inside the desk shell, pedestal depth must be at least 12"(305mm) less than nominal depth of top. See table.

Desk/Pedestal Nominal Depths

Desk Depth	Pedestal Depth
30"(762mm)	18"(457mm)
36"(914mm)	24"(610mm)

To Order, Specify:

1) Product number, including:

1 Modesty Panel Height:

- B** 1/3 Height
- D** 3/4 Height (add **\$101.34** list)
- F** Full Height (add **\$202.67** list)

2 Modesty Panel Cable Management:

- N** No Scallop
- S** Scallop

- 2) Laminate or wood color for top.
- 3) Edge trim color for top (HPL only).
- 4) End panel trim, laminate or wood finish.
- 5) End panel edge color (HPL only)
- 6) Modesty panel trim color.

Note: Desk pedestals must be specified separately.

Height	Depth	Width	Number	①②	Top - HPL A Trim		Top - HPL B Trim	
					A	B	A	B
End Panel - Steel - Trim A								
29"(737mm)	30"(762mm)	30"(762mm)	JDHL-3030-JFFS		\$ 2347.49	\$ 2362.86	\$ 2512.11	\$ 2527.48
		36"(914mm)	JDHL-3036-JFFS		2433.59	2456.64	2598.21	2621.26
		42"(1067mm)	JDHL-3042-JFFS		2519.69	2550.42	2684.31	2715.04
		48"(1219mm)	JDHL-3048-JFFS		2605.79	2644.20	2770.41	2808.82
		54"(1372mm)	JDHL-3054-JFFS		2691.89	2737.98	2856.51	2902.60
		60"(1524mm)	JDHL-3060-JFFS		2777.99	2831.76	2942.61	2996.38
		66"(1676mm)	JDHL-3066-JFFS		2864.09	2925.54	3028.71	3090.16
		72"(1829mm)	JDHL-3072-JFFS		2950.19	3019.32	3114.81	3183.94
29"(737mm)	36"(914mm)	30"(762mm)	JDHL-3630-JFFS		\$ 2431.49	\$ 2446.86	\$ 2626.83	\$ 2642.20
		36"(914mm)	JDHL-3636-JFFS		2517.59	2540.64	2712.93	2735.98
		42"(1067mm)	JDHL-3642-JFFS		2603.69	2634.42	2799.03	2829.76
		48"(1219mm)	JDHL-3648-JFFS		2689.79	2728.20	2885.13	2923.54
		54"(1372mm)	JDHL-3654-JFFS		2775.89	2821.98	2971.23	3017.32
		60"(1524mm)	JDHL-3660-JFFS		2861.99	2915.76	3057.33	3111.10
		66"(1676mm)	JDHL-3666-JFFS		2948.09	3009.54	3143.43	3204.88
		72"(1829mm)	JDHL-3672-JFFS		3034.19	3103.32	3229.53	3298.66
End Panel - Steel - Trim B								
29"(737mm)	30"(762mm)	30"(762mm)	JDHL-3030-JFFS		\$ 2419.28	\$ 2434.65	\$ 2583.90	\$ 2599.27
		36"(914mm)	JDHL-3036-JFFS		2512.28	2535.33	2676.90	2699.95
		42"(1067mm)	JDHL-3042-JFFS		2605.28	2636.01	2769.90	2800.63
		48"(1219mm)	JDHL-3048-JFFS		2698.28	2736.69	2862.90	2901.31
		54"(1372mm)	JDHL-3054-JFFS		2791.28	2837.37	2955.90	3001.99
		60"(1524mm)	JDHL-3060-JFFS		2884.28	2938.05	3048.90	3102.67
		66"(1676mm)	JDHL-3066-JFFS		2977.28	3038.73	3141.90	3203.35
		72"(1829mm)	JDHL-3072-JFFS		3070.28	3139.41	3234.90	3304.03
29"(737mm)	36"(914mm)	30"(762mm)	JDHL-3630-JFFS		\$ 2507.12	\$ 2522.49	\$ 2702.46	\$ 2717.83
		36"(914mm)	JDHL-3636-JFFS		2600.12	2623.17	2795.46	2818.51
		42"(1067mm)	JDHL-3642-JFFS		2693.12	2723.85	2888.46	2919.19
		48"(1219mm)	JDHL-3648-JFFS		2786.12	2824.53	2981.46	3019.87
		54"(1372mm)	JDHL-3654-JFFS		2879.12	2925.21	3074.46	3120.55
		60"(1524mm)	JDHL-3660-JFFS		2972.12	3025.89	3167.46	3221.23
		66"(1676mm)	JDHL-3666-JFFS		3065.12	3126.57	3260.46	3321.91
		72"(1829mm)	JDHL-3672-JFFS		3158.12	3227.25	3353.46	3422.59

Desk Shells

Executive Bow Front

Height	Depth	Width	Number	①②	Top - HPL A Trim		Top - HPL B Trim	
					A	B	A	B
End Panel - HPL A								
29"(737mm)	30"(762mm)	30"(762mm)	JDHL-3030-JFFL	■ ■	\$ 2014.81	\$2030.18	\$2095.89	\$ 2111.26
		36"(914mm)	JDHL-3036-JFFL	■ ■	2100.91	2123.96	2181.99	2205.04
		42"(1067mm)	JDHL-3042-JFFL	■ ■	2187.01	2217.74	2268.09	2298.82
		48"(1219mm)	JDHL-3048-JFFL	■ ■	2273.11	2311.52	2354.19	2392.60
		54"(1372mm)	JDHL-3054-JFFL	■ ■	2359.21	2405.30	2440.29	2486.38
		60"(1524mm)	JDHL-3060-JFFL	■ ■	2445.31	2499.08	2526.39	2580.16
		66"(1676mm)	JDHL-3066-JFFL	■ ■	2531.41	2592.86	2612.49	2673.94
		72"(1829mm)	JDHL-3072-JFFL	■ ■	2617.51	2686.64	2698.59	2767.72
29"(737mm)	36"(914mm)	30"(762mm)	JDHL-3630-JFFL	■ ■	\$2098.81	\$ 2114.18	\$ 2182.65	\$ 2198.02
		36"(914mm)	JDHL-3636-JFFL	■ ■	2184.91	2207.96	2268.75	2291.80
		42"(1067mm)	JDHL-3642-JFFL	■ ■	2271.01	2301.74	2354.85	2385.58
		48"(1219mm)	JDHL-3648-JFFL	■ ■	2357.11	2395.52	2440.95	2479.36
		54"(1372mm)	JDHL-3654-JFFL	■ ■	2443.21	2489.30	2527.05	2573.14
		60"(1524mm)	JDHL-3660-JFFL	■ ■	2529.31	2583.08	2613.15	2666.92
		66"(1676mm)	JDHL-3666-JFFL	■ ■	2615.41	2676.86	2699.25	2760.70
		72"(1829mm)	JDHL-3672-JFFL	■ ■	2701.51	2770.64	2785.35	2854.48
End Panel - HPL B								
29"(737mm)	30"(762mm)	30"(762mm)	JDHL-3030-JFFL	■ ■	\$2086.60	\$ 2101.97	\$ 2167.68	\$ 2183.05
		36"(914mm)	JDHL-3036-JFFL	■ ■	2179.60	2202.65	2260.68	2283.73
		42"(1067mm)	JDHL-3042-JFFL	■ ■	2272.60	2303.33	2353.68	2384.41
		48"(1219mm)	JDHL-3048-JFFL	■ ■	2365.60	2404.01	2446.68	2485.09
		54"(1372mm)	JDHL-3054-JFFL	■ ■	2458.60	2504.69	2539.68	2585.77
		60"(1524mm)	JDHL-3060-JFFL	■ ■	2551.60	2605.37	2632.68	2686.45
		66"(1676mm)	JDHL-3066-JFFL	■ ■	2644.60	2706.05	2725.68	2787.13
		72"(1829mm)	JDHL-3072-JFFL	■ ■	2737.60	2806.73	2818.68	2887.81
29"(737mm)	36"(914mm)	30"(762mm)	JDHL-3630-JFFL	■ ■	\$ 2174.44	\$ 2189.81	\$ 2258.28	\$ 2273.65
		36"(914mm)	JDHL-3636-JFFL	■ ■	2267.44	2290.49	2351.28	2374.33
		42"(1067mm)	JDHL-3642-JFFL	■ ■	2360.44	2391.17	2444.28	2475.01
		48"(1219mm)	JDHL-3648-JFFL	■ ■	2453.44	2491.85	2537.28	2575.69
		54"(1372mm)	JDHL-3654-JFFL	■ ■	2546.44	2592.53	2630.28	2676.37
		60"(1524mm)	JDHL-3660-JFFL	■ ■	2639.44	2693.21	2723.28	2777.05
		66"(1676mm)	JDHL-3666-JFFL	■ ■	2732.44	2793.89	2816.28	2877.73
		72"(1829mm)	JDHL-3672-JFFL	■ ■	2825.44	2894.57	2909.28	2978.41

Desk Shells

Executive Bow Front

Height	Depth	Width	Number	①②	Top - HPL A Trim		Top - HPL B Trim	
					A	B	A	B
End Panel - Wood A								
29"(737mm)	30"(762mm)	30"(762mm)	JDHL-3030-JFFW	■ ■	\$2534.83	\$2550.20	\$2808.67	\$2824.04
		36"(914mm)	JDHL-3036-JFFW	■ ■	2620.93	2643.98	2894.77	2917.82
		42"(1067mm)	JDHL-3042-JFFW	■ ■	2707.03	2737.76	2980.87	3011.60
		48"(1219mm)	JDHL-3048-JFFW	■ ■	2793.13	2831.54	3066.97	3105.38
		54"(1372mm)	JDHL-3054-JFFW	■ ■	2879.23	2925.32	3153.07	3199.16
		60"(1524mm)	JDHL-3060-JFFW	■ ■	2965.33	3019.10	3239.17	3292.94
		66"(1676mm)	JDHL-3066-JFFW	■ ■	3051.43	3112.88	3325.27	3386.72
		72"(1829mm)	JDHL-3072-JFFW	■ ■	3137.53	3206.66	3411.37	3480.50
29"(737mm)	36"(914mm)	30"(762mm)	JDHL-3630-JFFW	■ ■	\$2618.83	\$2634.20	\$2899.27	\$2914.64
		36"(914mm)	JDHL-3636-JFFW	■ ■	2704.93	2727.98	2985.37	3008.42
		42"(1067mm)	JDHL-3642-JFFW	■ ■	2791.03	2821.76	3071.47	3102.20
		48"(1219mm)	JDHL-3648-JFFW	■ ■	2877.13	2915.54	3157.57	3195.98
		54"(1372mm)	JDHL-3654-JFFW	■ ■	2963.23	3009.32	3243.67	3289.76
		60"(1524mm)	JDHL-3660-JFFW	■ ■	3049.33	3103.10	3329.77	3383.54
		66"(1676mm)	JDHL-3666-JFFW	■ ■	3135.43	3196.88	3415.87	3477.32
		72"(1829mm)	JDHL-3672-JFFW	■ ■	3221.53	3290.66	3501.97	3571.10
End Panel - Wood B								
29"(737mm)	30"(762mm)	30"(762mm)	JDHL-3030-JFFW	■ ■	\$2606.62	\$2621.99	\$2880.46	\$2895.83
		36"(914mm)	JDHL-3036-JFFW	■ ■	2699.62	2722.67	2973.46	2996.51
		42"(1067mm)	JDHL-3042-JFFW	■ ■	2792.62	2823.35	3066.46	3097.19
		48"(1219mm)	JDHL-3048-JFFW	■ ■	2885.62	2924.03	3159.46	3197.87
		54"(1372mm)	JDHL-3054-JFFW	■ ■	2978.62	3024.71	3252.46	3298.55
		60"(1524mm)	JDHL-3060-JFFW	■ ■	3071.62	3125.39	3345.46	3399.23
		66"(1676mm)	JDHL-3066-JFFW	■ ■	3164.62	3226.07	3438.46	3499.91
		72"(1829mm)	JDHL-3072-JFFW	■ ■	3257.62	3326.75	3531.46	3600.59
29"(737mm)	36"(914mm)	30"(762mm)	JDHL-3630-JFFW	■ ■	\$2694.46	\$2709.83	\$2974.90	\$2990.27
		36"(914mm)	JDHL-3636-JFFW	■ ■	2787.46	2810.51	3067.90	3090.95
		42"(1067mm)	JDHL-3642-JFFW	■ ■	2880.46	2911.19	3160.90	3191.63
		48"(1219mm)	JDHL-3648-JFFW	■ ■	2973.46	3011.87	3253.90	3292.31
		54"(1372mm)	JDHL-3654-JFFW	■ ■	3066.46	3112.55	3346.90	3392.99
		60"(1524mm)	JDHL-3660-JFFW	■ ■	3159.46	3213.23	3439.90	3493.67
		66"(1676mm)	JDHL-3666-JFFW	■ ■	3252.46	3313.91	3532.90	3594.35
		72"(1829mm)	JDHL-3672-JFFW	■ ■	3345.46	3414.59	3625.90	3695.03

Desk Shells

Executive Bow Front

Height	Depth	Width	Number	①②	Top - Wood A Trim		Top - Wood B Trim	
					A	B	A	B
End Panel - Steel A								
29"(737mm)	30"(762mm)	30"(762mm)	JDHW-3030-KFFS	■ ■	\$ 2859.69	\$ 2875.06	\$3024.31	\$3039.68
		36"(914mm)	JDHW-3036-KFFS	■ ■	2945.79	2968.84	3110.41	3133.46
		42"(1067mm)	JDHW-3042-KFFS	■ ■	3031.89	3062.62	3196.51	3227.24
		48"(1219mm)	JDHW-3048-KFFS	■ ■	3117.99	3156.40	3282.61	3321.02
		54"(1372mm)	JDHW-3054-KFFS	■ ■	3204.09	3250.18	3368.71	3414.80
		60"(1524mm)	JDHW-3060-KFFS	■ ■	3290.19	3343.96	3454.81	3508.58
		66"(1676mm)	JDHW-3066-KFFS	■ ■	3376.29	3437.74	3540.91	3602.36
		72"(1829mm)	JDHW-3072-KFFS	■ ■	3462.39	3531.52	3627.01	3696.14
29"(737mm)	36"(914mm)	30"(762mm)	JDHW-3630-KFFS	■ ■	\$ 2970.39	\$ 2985.76	\$ 3165.73	\$ 3181.10
		36"(914mm)	JDHW-3636-KFFS	■ ■	3056.49	3079.54	3251.83	3274.88
		42"(1067mm)	JDHW-3642-KFFS	■ ■	3142.59	3173.32	3337.93	3368.66
		48"(1219mm)	JDHW-3648-KFFS	■ ■	3228.69	3267.10	3424.03	3462.44
		54"(1372mm)	JDHW-3654-KFFS	■ ■	3314.79	3360.88	3510.13	3556.22
		60"(1524mm)	JDHW-3660-KFFS	■ ■	3400.89	3454.66	3596.23	3650.00
		66"(1676mm)	JDHW-3666-KFFS	■ ■	3486.99	3548.44	3682.33	3743.78
		72"(1829mm)	JDHW-3672-KFFS	■ ■	3573.09	3642.22	3768.43	3837.56
End Panel - Steel B								
29"(737mm)	30"(762mm)	30"(762mm)	JDHW-3030-KFFS	■ ■	\$ 2983.55	\$ 2998.92	\$ 3148.17	\$ 3163.54
		36"(914mm)	JDHW-3036-KFFS	■ ■	3077.81	3100.86	3242.43	3265.48
		42"(1067mm)	JDHW-3042-KFFS	■ ■	3172.07	3202.80	3336.69	3367.42
		48"(1219mm)	JDHW-3048-KFFS	■ ■	3266.33	3304.74	3430.95	3469.36
		54"(1372mm)	JDHW-3054-KFFS	■ ■	3360.59	3406.68	3525.21	3571.30
		60"(1524mm)	JDHW-3060-KFFS	■ ■	3454.85	3508.62	3619.47	3673.24
		66"(1676mm)	JDHW-3066-KFFS	■ ■	3549.11	3610.56	3713.73	3775.18
		72"(1829mm)	JDHW-3072-KFFS	■ ■	3643.37	3712.50	3807.99	3877.12
29"(737mm)	36"(914mm)	30"(762mm)	JDHW-3630-KFFS	■ ■	\$ 3099.17	\$ 3114.54	\$ 3294.51	\$ 3309.88
		36"(914mm)	JDHW-3636-KFFS	■ ■	3193.43	3216.48	3388.77	3411.82
		42"(1067mm)	JDHW-3642-KFFS	■ ■	3287.69	3318.42	3483.03	3513.76
		48"(1219mm)	JDHW-3648-KFFS	■ ■	3381.95	3420.36	3577.29	3615.70
		54"(1372mm)	JDHW-3654-KFFS	■ ■	3476.21	3522.30	3671.55	3717.64
		60"(1524mm)	JDHW-3660-KFFS	■ ■	3570.47	3624.24	3765.81	3819.58
		66"(1676mm)	JDHW-3666-KFFS	■ ■	3664.73	3726.18	3860.07	3921.52
		72"(1829mm)	JDHW-3672-KFFS	■ ■	3758.99	3828.12	3954.33	4023.46

Desk Shells

Executive Bow Front

Height	Depth	Width	Number	①②	Top - Wood A Trim		Top - Wood B Trim	
					A	B	A	B
End Panel - HPL A								
29"(737mm)	30"(762mm)	30"(762mm)	JDHW-3030-KFFL	■ ■	\$ 2527.01	\$2542.38	\$2608.09	\$ 2623.46
		36"(914mm)	JDHW-3036-KFFL	■ ■	2613.11	2636.16	2694.19	2717.24
		42"(1067mm)	JDHW-3042-KFFL	■ ■	2699.21	2729.94	2780.29	2811.02
		48"(1219mm)	JDHW-3048-KFFL	■ ■	2785.31	2823.72	2866.39	2904.80
		54"(1372mm)	JDHW-3054-KFFL	■ ■	2871.41	2917.50	2952.49	2998.58
		60"(1524mm)	JDHW-3060-KFFL	■ ■	2957.51	3011.28	3038.59	3092.36
		66"(1676mm)	JDHW-3066-KFFL	■ ■	3043.61	3105.06	3124.69	3186.14
		72"(1829mm)	JDHW-3072-KFFL	■ ■	3129.71	3198.84	3210.79	3279.92
29"(737mm)	36"(914mm)	30"(762mm)	JDHW-3630-KFFL	■ ■	\$ 2637.71	\$2653.08	\$ 2721.55	\$ 2736.92
		36"(914mm)	JDHW-3636-KFFL	■ ■	2723.81	2746.86	2807.65	2830.70
		42"(1067mm)	JDHW-3642-KFFL	■ ■	2809.91	2840.64	2893.75	2924.48
		48"(1219mm)	JDHW-3648-KFFL	■ ■	2896.01	2934.42	2979.85	3018.26
		54"(1372mm)	JDHW-3654-KFFL	■ ■	2982.11	3028.20	3065.95	3112.04
		60"(1524mm)	JDHW-3660-KFFL	■ ■	3068.21	3121.98	3152.05	3205.82
		66"(1676mm)	JDHW-3666-KFFL	■ ■	3154.31	3215.76	3238.15	3299.60
		72"(1829mm)	JDHW-3672-KFFL	■ ■	3240.41	3309.54	3324.25	3393.38
End Panel - HPL B								
29"(737mm)	30"(762mm)	30"(762mm)	JDHW-3030-KFFL	■ ■	\$2650.87	\$2666.24	\$ 2731.95	\$ 2747.32
		36"(914mm)	JDHW-3036-KFFL	■ ■	2745.13	2768.18	2826.21	2849.26
		42"(1067mm)	JDHW-3042-KFFL	■ ■	2839.39	2870.12	2920.47	2951.20
		48"(1219mm)	JDHW-3048-KFFL	■ ■	2933.65	2972.06	3014.73	3053.14
		54"(1372mm)	JDHW-3054-KFFL	■ ■	3027.91	3074.00	3108.99	3155.08
		60"(1524mm)	JDHW-3060-KFFL	■ ■	3122.17	3175.94	3203.25	3257.02
		66"(1676mm)	JDHW-3066-KFFL	■ ■	3216.43	3277.88	3297.51	3358.96
		72"(1829mm)	JDHW-3072-KFFL	■ ■	3310.69	3379.82	3391.77	3460.90
29"(737mm)	36"(914mm)	30"(762mm)	JDHW-3630-KFFL	■ ■	\$ 2766.49	\$ 2781.86	\$2850.33	\$ 2865.70
		36"(914mm)	JDHW-3636-KFFL	■ ■	2860.75	2883.80	2944.59	2967.64
		42"(1067mm)	JDHW-3642-KFFL	■ ■	2955.01	2985.74	3038.85	3069.58
		48"(1219mm)	JDHW-3648-KFFL	■ ■	3049.27	3087.68	3133.11	3171.52
		54"(1372mm)	JDHW-3654-KFFL	■ ■	3143.53	3189.62	3227.37	3273.46
		60"(1524mm)	JDHW-3660-KFFL	■ ■	3237.79	3291.56	3321.63	3375.40
		66"(1676mm)	JDHW-3666-KFFL	■ ■	3332.05	3393.50	3415.89	3477.34
		72"(1829mm)	JDHW-3672-KFFL	■ ■	3426.31	3495.44	3510.15	3579.28

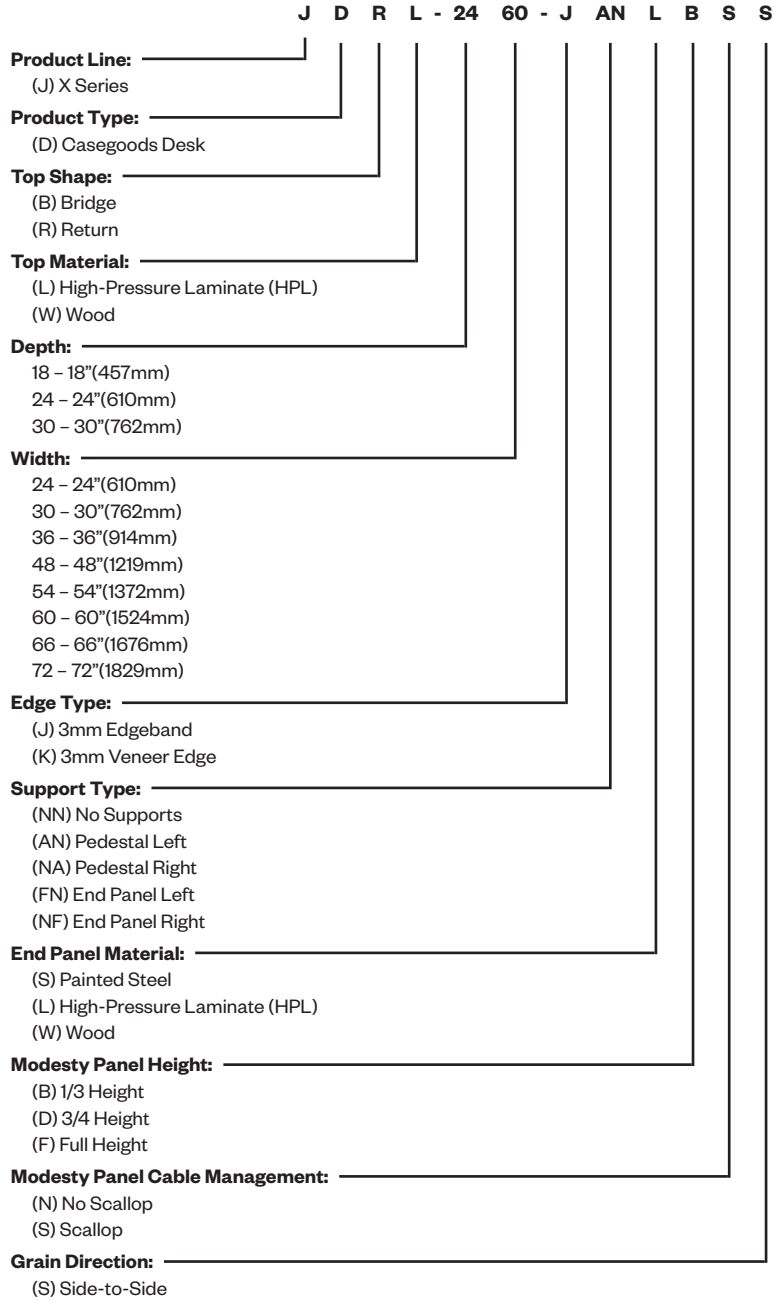
Desk Shells

Executive Bow Front

Height	Depth	Width	Number	①②	Top - Wood A Trim		Top - Wood B Trim	
					A	B	A	B
End Panel - Wood A								
29"(737mm)	30"(762mm)	30"(762mm)	JDHW-3030-KFFW	■ ■	\$3047.03	\$3062.40	\$3320.87	\$3336.24
		36"(914mm)	JDHW-3036-KFFW	■ ■	3133.13	3156.18	3406.97	3430.02
		42"(1067mm)	JDHW-3042-KFFW	■ ■	3219.23	3249.96	3493.07	3523.80
		48"(1219mm)	JDHW-3048-KFFW	■ ■	3305.33	3343.74	3579.17	3617.58
		54"(1372mm)	JDHW-3054-KFFW	■ ■	3391.43	3437.52	3665.27	3711.36
		60"(1524mm)	JDHW-3060-KFFW	■ ■	3477.53	3531.30	3751.37	3805.14
		66"(1676mm)	JDHW-3066-KFFW	■ ■	3563.63	3625.08	3837.47	3898.92
		72"(1829mm)	JDHW-3072-KFFW	■ ■	3649.73	3718.86	3923.57	3992.70
29"(737mm)	36"(914mm)	30"(762mm)	JDHW-3630-KFFW	■ ■	\$ 3157.73	\$ 3173.10	\$3438.17	\$3453.54
		36"(914mm)	JDHW-3636-KFFW	■ ■	3243.83	3266.88	3524.27	3547.32
		42"(1067mm)	JDHW-3642-KFFW	■ ■	3329.93	3360.66	3610.37	3641.10
		48"(1219mm)	JDHW-3648-KFFW	■ ■	3416.03	3454.44	3696.47	3734.88
		54"(1372mm)	JDHW-3654-KFFW	■ ■	3502.13	3548.22	3782.57	3828.66
		60"(1524mm)	JDHW-3660-KFFW	■ ■	3588.23	3642.00	3868.67	3922.44
		66"(1676mm)	JDHW-3666-KFFW	■ ■	3674.33	3735.78	3954.77	4016.22
		72"(1829mm)	JDHW-3672-KFFW	■ ■	3760.43	3829.56	4040.87	4110.00
End Panel - Wood B								
29"(737mm)	30"(762mm)	30"(762mm)	JDHW-3030-KFFW	■ ■	\$ 3170.89	\$ 3186.26	\$3444.73	\$3460.10
		36"(914mm)	JDHW-3036-KFFW	■ ■	3265.15	3288.20	3538.99	3562.04
		42"(1067mm)	JDHW-3042-KFFW	■ ■	3359.41	3390.14	3633.25	3663.98
		48"(1219mm)	JDHW-3048-KFFW	■ ■	3453.67	3492.08	3727.51	3765.92
		54"(1372mm)	JDHW-3054-KFFW	■ ■	3547.93	3594.02	3821.77	3867.86
		60"(1524mm)	JDHW-3060-KFFW	■ ■	3642.19	3695.96	3916.03	3969.80
		66"(1676mm)	JDHW-3066-KFFW	■ ■	3736.45	3797.90	4010.29	4071.74
		72"(1829mm)	JDHW-3072-KFFW	■ ■	3830.71	3899.84	4104.55	4173.68
29"(737mm)	36"(914mm)	30"(762mm)	JDHW-3630-KFFW	■ ■	\$3286.51	\$ 3301.88	\$3566.95	\$3582.32
		36"(914mm)	JDHW-3636-KFFW	■ ■	3380.77	3403.82	3661.21	3684.26
		42"(1067mm)	JDHW-3642-KFFW	■ ■	3475.03	3505.76	3755.47	3786.20
		48"(1219mm)	JDHW-3648-KFFW	■ ■	3569.29	3607.70	3849.73	3888.14
		54"(1372mm)	JDHW-3654-KFFW	■ ■	3663.55	3709.64	3943.99	3990.08
		60"(1524mm)	JDHW-3660-KFFW	■ ■	3757.81	3811.58	4038.25	4092.02
		66"(1676mm)	JDHW-3666-KFFW	■ ■	3852.07	3913.52	4132.51	4193.96
		72"(1829mm)	JDHW-3672-KFFW	■ ■	3946.33	4015.46	4226.77	4295.90

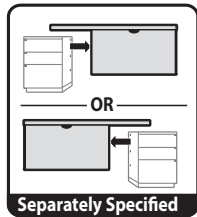
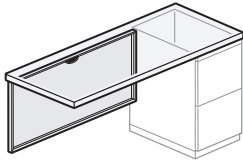
Returns and Bridges

Catalog Logic



Returns

Pedestal Return



JDRL-JNANDSS
JDRW-KNANDSS
(Right-Hand)
Class FM1

Features

- Includes high-pressure laminate (HPL) or wood veneer top, steel modesty panel, and hardware for assembly and attachment to adjacent desk shell, single pedestal desk, corner unit, or convergent with end panel.
- Top has 3mm edgeband on user side, and 1mm edgeband on guest edge and sides.
- Modesty panel is available with or without scallop wireway for cable management; scallop is centered at top of modesty panel.
- Glides provide 1"(25mm) adjustment range.
- Field assembled.

Specification Tip

- One X Series desk pedestal must be specified separately; nominal depth of desk pedestal must match nominal depth of return top.

To Order, Specify:

- 1) Product number, including:
 - 1 Pedestal Orientation:**
 - AN** Left-hand
 - NA** Right-hand
 - 2 Modesty Panel Height:**
 - B** 1/3 Height
 - D** 3/4 Height (add **\$91.09** list)
 - F** Full Height (add **\$182.18** list)
 - 3 Modesty Panel Cable Management:**
 - N** No Scallop
 - S** Scallop
 - 2) Laminate or wood color for top.
 - 3) Edge trim color for top (HPL only).
 - 4) Trim color for modesty panel.
- Note:** Desk pedestals must be specified separately.

Height	Depth	Width	Number ① ② ③	Top - HPL A Trim		Top - HPL B Trim	
				A	B	A	B
29"(737mm)	18"(457mm)	36"(914mm)	JDRL-1836-J N S	\$ 814.25	\$ 835.10	\$ 831.22	\$ 852.07
		42"(1067mm)	JDRL-1842-J N S	891.59	919.40	914.62	942.43
		48"(1219mm)	JDRL-1848-J N S	968.93	1003.70	998.02	1032.79
		54"(1372mm)	JDRL-1854-J N S	1046.27	1088.00	1081.42	1123.15
		60"(1524mm)	JDRL-1860-J N S	1123.61	1172.30	1164.82	1213.51
		66"(1676mm)	JDRL-1866-J N S	1200.95	1256.60	1248.22	1303.87
		72"(1829mm)	JDRL-1872-J N S	1278.29	1340.90	1331.62	1394.23
29"(737mm)	24"(610mm)	36"(914mm)	JDRL-2436-J N S	\$ 858.77	\$ 879.62	\$ 879.34	\$ 900.19
		42"(1067mm)	JDRL-2442-J N S	936.11	963.92	962.74	990.55
		48"(1219mm)	JDRL-2448-J N S	1013.45	1048.22	1046.14	1080.91
		54"(1372mm)	JDRL-2454-J N S	1090.79	1132.52	1129.54	1171.27
		60"(1524mm)	JDRL-2460-J N S	1168.13	1216.82	1212.94	1261.63
		66"(1676mm)	JDRL-2466-J N S	1245.47	1301.12	1296.34	1351.99
		72"(1829mm)	JDRL-2472-J N S	1322.81	1385.42	1379.74	1442.35
29"(737mm)	30"(762mm)	36"(914mm)	JDRL-3036-J N S	\$ 903.29	\$ 924.14	\$ 927.46	\$ 948.31
		42"(1067mm)	JDRL-3042-J N S	980.63	1008.44	1010.86	1038.67
		48"(1219mm)	JDRL-3048-J N S	1057.97	1092.74	1094.26	1129.03
		54"(1372mm)	JDRL-3054-J N S	1135.31	1177.04	1177.66	1219.39
		60"(1524mm)	JDRL-3060-J N S	1212.65	1261.34	1261.06	1309.75
		66"(1676mm)	JDRL-3066-J N S	1289.99	1345.64	1344.46	1400.11
		72"(1829mm)	JDRL-3072-J N S	1367.33	1429.94	1427.86	1490.47

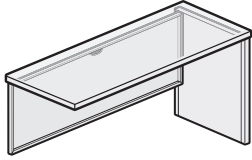
Returns

Pedestal Return

Height	Depth	Width	Number	①	②	③	Top - Wood A Trim		Top - Wood B Trim	
							A	B	A	B
29"(737mm)	18"(457mm)	36"(914mm)	JDRW-1836-K	N		S	\$ 1154.89	\$ 1175.74	\$1239.05	\$1259.90
		42"(1067mm)	JDRW-1842-K	N		S	1232.23	1260.04	1323.89	1351.70
		48"(1219mm)	JDRW-1848-K	N		S	1309.57	1344.34	1408.73	1443.50
		54"(1372mm)	JDRW-1854-K	N		S	1386.91	1428.64	1493.57	1535.30
		60"(1524mm)	JDRW-1860-K	N		S	1464.25	1512.94	1578.41	1627.10
		66"(1676mm)	JDRW-1866-K	N		S	1541.59	1597.24	1663.25	1718.90
		72"(1829mm)	JDRW-1872-K	N		S	1618.93	1681.54	1748.09	1810.70
29"(737mm)	24"(610mm)	36"(914mm)	JDRW-2436-K	N		S	\$ 1223.41	\$1244.26	\$ 1311.95	\$1332.80
		42"(1067mm)	JDRW-2442-K	N		S	1300.75	1328.56	1396.79	1424.60
		48"(1219mm)	JDRW-2448-K	N		S	1378.09	1412.86	1481.63	1516.40
		54"(1372mm)	JDRW-2454-K	N		S	1455.43	1497.16	1566.47	1608.20
		60"(1524mm)	JDRW-2460-K	N		S	1532.77	1581.46	1651.31	1700.00
		66"(1676mm)	JDRW-2466-K	N		S	1610.11	1665.76	1736.15	1791.80
		72"(1829mm)	JDRW-2472-K	N		S	1687.45	1750.06	1820.99	1883.60
29"(737mm)	30"(762mm)	36"(914mm)	JDRW-3036-K	N		S	\$ 1291.93	\$ 1312.78	\$1384.85	\$1405.70
		42"(1067mm)	JDRW-3042-K	N		S	1369.27	1397.08	1469.69	1497.50
		48"(1219mm)	JDRW-3048-K	N		S	1446.61	1481.38	1554.53	1589.30
		54"(1372mm)	JDRW-3054-K	N		S	1523.95	1565.68	1639.37	1681.10
		60"(1524mm)	JDRW-3060-K	N		S	1601.29	1649.98	1724.21	1772.90
		66"(1676mm)	JDRW-3066-K	N		S	1678.63	1734.28	1809.05	1864.70
		72"(1829mm)	JDRW-3072-K	N		S	1755.97	1818.58	1893.89	1956.50

Returns

Return



JDRDL-JNFSDSS
 JDRDL-JNFWDSS
 JDRDL-JNFWDSS
 JDRW-KNFSDSS
 JDRW-KNFWDSS
 JDRW-KNFWDSS
 (Right-Hand)

Class FM1

Features

- Includes high-pressure laminate (HPL) or wood veneer top, steel, laminate or wood end panel, steel modesty panel, and hardware for assembly and attachment to adjacent desk shell, single pedestal desk, corner unit, or convergent with end panel.
- Top has 3mm edgeband on user side, and 1mm edgeband on guest edge and sides.
- Modesty panel is available with or without scallop wireway for cable management; scallop is centered at top of modesty panel.
- Glides provide 1.5"(38mm) adjustment range.
- Field assembled.

Specification Tip

- If using mobile, attached or suspended pedestals, specify the pedestal depth at least 6"(152mm) less than nominal depth of top. See table.

Desk/Pedestal Nominal Depths

Desk Depth	Pedestal Depth
18"(457mm)	N/A
24"(610mm)	18"(457mm)
30"(762mm)	24"(610mm)

To Order, Specify:

1) Product number, including:

1 End Panel Orientation:

FN Left-hand

NF Right-hand

2 Modesty Panel Height:

B 1/3 Height

D 3/4 Height (add **\$91.09** list)

F Full Height (add **\$182.18** list)

3 Modesty Panel Cable

Management:

N No Scallop

S Scallop

- 2) Laminate or wood color for top.
- 3) Edge trim color for top (HPL only).
- 4) End panel trim, laminate or wood finish.
- 5) End panel edge color (HPL only)
- 6) Modesty panel trim color.

Returns

Return

Height	Depth	Width	Number ① ② ③	Top - HPL A Trim		Top - HPL B Trim	
				A	B	A	B
End Panel - Steel - Trim A							
29"(737mm)	18"(457mm)	24"(610mm)	JDRL-1824-J S S	\$ 1334.35	\$ 1341.28	\$ 1380.81	\$ 1387.74
		30"(762mm)	JDRL-1830-J S S	1411.69	1425.58	1458.15	1472.04
		36"(914mm)	JDRL-1836-J S S	1489.03	1509.88	1535.49	1556.34
		42"(1067mm)	JDRL-1842-J S S	1566.37	1594.18	1612.83	1640.64
		48"(1219mm)	JDRL-1848-J S S	1643.71	1678.48	1690.17	1724.94
		54"(1372mm)	JDRL-1854-J S S	1721.05	1762.78	1767.51	1809.24
		60"(1524mm)	JDRL-1860-J S S	1798.39	1847.08	1844.85	1893.54
	66"(1676mm)	JDRL-1866-J S S	1875.73	1931.38	1922.19	1977.84	
29"(737mm)	24"(610mm)	24"(610mm)	JDRL-2424-J S S	\$ 1394.41	\$ 1401.34	\$ 1454.49	\$ 1461.42
		30"(762mm)	JDRL-2430-J S S	1471.75	1485.64	1531.83	1545.72
		36"(914mm)	JDRL-2436-J S S	1549.09	1569.94	1609.17	1630.02
		42"(1067mm)	JDRL-2442-J S S	1626.43	1654.24	1686.51	1714.32
		48"(1219mm)	JDRL-2448-J S S	1703.77	1738.54	1763.85	1798.62
		54"(1372mm)	JDRL-2454-J S S	1781.11	1822.84	1841.19	1882.92
		60"(1524mm)	JDRL-2460-J S S	1858.45	1907.14	1918.53	1967.22
	66"(1676mm)	JDRL-2466-J S S	1935.79	1991.44	1995.87	2051.52	
29"(737mm)	30"(762mm)	24"(610mm)	JDRL-3024-J S S	\$ 1454.47	\$ 1461.40	\$ 1528.17	\$ 1535.10
		30"(762mm)	JDRL-3030-J S S	1531.81	1545.70	1605.51	1619.40
		36"(914mm)	JDRL-3036-J S S	1609.15	1630.00	1682.85	1703.70
		42"(1067mm)	JDRL-3042-J S S	1686.49	1714.30	1760.19	1788.00
		48"(1219mm)	JDRL-3048-J S S	1763.83	1798.60	1837.53	1872.30
		54"(1372mm)	JDRL-3054-J S S	1841.17	1882.90	1914.87	1956.60
		60"(1524mm)	JDRL-3060-J S S	1918.51	1967.20	1992.21	2040.90
	66"(1676mm)	JDRL-3066-J S S	1995.85	2051.50	2069.55	2125.20	
End Panel - Steel - Trim B							
29"(737mm)	18"(457mm)	24"(610mm)	JDRL-1824-J S S	\$ 1339.20	\$ 1346.13	\$ 1385.66	\$ 1392.59
		30"(762mm)	JDRL-1830-J S S	1422.60	1436.49	1469.06	1482.95
		36"(914mm)	JDRL-1836-J S S	1506.00	1526.85	1552.46	1573.31
		42"(1067mm)	JDRL-1842-J S S	1589.40	1617.21	1635.86	1663.67
		48"(1219mm)	JDRL-1848-J S S	1672.80	1707.57	1719.26	1754.03
		54"(1372mm)	JDRL-1854-J S S	1756.20	1797.93	1802.66	1844.39
		60"(1524mm)	JDRL-1860-J S S	1839.60	1888.29	1886.06	1934.75
	66"(1676mm)	JDRL-1866-J S S	1923.00	1978.65	1969.46	2025.11	
29"(737mm)	24"(610mm)	24"(610mm)	JDRL-2424-J S S	\$ 1402.86	\$ 1409.79	\$ 1462.94	\$ 1469.87
		30"(762mm)	JDRL-2430-J S S	1486.26	1500.15	1546.34	1560.23
		36"(914mm)	JDRL-2436-J S S	1569.66	1590.51	1629.74	1650.59
		42"(1067mm)	JDRL-2442-J S S	1653.06	1680.87	1713.14	1740.95
		48"(1219mm)	JDRL-2448-J S S	1736.46	1771.23	1796.54	1831.31
		54"(1372mm)	JDRL-2454-J S S	1819.86	1861.59	1879.94	1921.67
		60"(1524mm)	JDRL-2460-J S S	1903.26	1951.95	1963.34	2012.03
	66"(1676mm)	JDRL-2466-J S S	1986.66	2042.31	2046.74	2102.39	
29"(737mm)	30"(762mm)	24"(610mm)	JDRL-3024-J S S	\$ 1466.52	\$ 1473.45	\$ 1540.22	\$ 1547.15
		30"(762mm)	JDRL-3030-J S S	1549.92	1563.81	1623.62	1637.51
		36"(914mm)	JDRL-3036-J S S	1633.32	1654.17	1707.02	1727.87
		42"(1067mm)	JDRL-3042-J S S	1716.72	1744.53	1790.42	1818.23
		48"(1219mm)	JDRL-3048-J S S	1800.12	1834.89	1873.82	1908.59
		54"(1372mm)	JDRL-3054-J S S	1883.52	1925.25	1957.22	1998.95
		60"(1524mm)	JDRL-3060-J S S	1966.92	2015.61	2040.62	2089.31
	66"(1676mm)	JDRL-3066-J S S	2050.32	2105.97	2124.02	2179.67	

Returns

Return

Height	Depth	Width	Number ① ②③	Top - HPL A Trim		Top - HPL B Trim	
				A	B	A	B
End Panel - HPL A							
29"(737mm)	18"(457mm)	24"(610mm)	JDRL-1824-J L S	\$ 1168.36	\$ 1175.29	\$1202.31	\$1209.24
		30"(762mm)	JDRL-1830-J L S	1245.70	1259.59	1279.65	1293.54
		36"(914mm)	JDRL-1836-J L S	1323.04	1343.89	1356.99	1377.84
		42"(1067mm)	JDRL-1842-J L S	1400.38	1428.19	1434.33	1462.14
		48"(1219mm)	JDRL-1848-J L S	1477.72	1512.49	1511.67	1546.44
		54"(1372mm)	JDRL-1854-J L S	1555.06	1596.79	1589.01	1630.74
		60"(1524mm)	JDRL-1860-J L S	1632.40	1681.09	1666.35	1715.04
		66"(1676mm)	JDRL-1866-J L S	1709.74	1765.39	1743.69	1799.34
29"(737mm)	24"(610mm)	24"(610mm)	JDRL-2424-J L S	\$1228.42	\$1235.35	\$1263.51	\$1270.44
		30"(762mm)	JDRL-2430-J L S	1305.76	1319.65	1340.85	1354.74
		36"(914mm)	JDRL-2436-J L S	1383.10	1403.95	1418.19	1439.04
		42"(1067mm)	JDRL-2442-J L S	1460.44	1488.25	1495.53	1523.34
		48"(1219mm)	JDRL-2448-J L S	1537.78	1572.55	1572.87	1607.64
		54"(1372mm)	JDRL-2454-J L S	1615.12	1656.85	1650.21	1691.94
		60"(1524mm)	JDRL-2460-J L S	1692.46	1741.15	1727.55	1776.24
		66"(1676mm)	JDRL-2466-J L S	1769.80	1825.45	1804.89	1860.54
29"(737mm)	30"(762mm)	24"(610mm)	JDRL-3024-J L S	\$1288.48	\$1295.41	\$1324.71	\$1331.64
		30"(762mm)	JDRL-3030-J L S	1365.82	1379.71	1402.05	1415.94
		36"(914mm)	JDRL-3036-J L S	1443.16	1464.01	1479.39	1500.24
		42"(1067mm)	JDRL-3042-J L S	1520.50	1548.31	1556.73	1584.54
		48"(1219mm)	JDRL-3048-J L S	1597.84	1632.61	1634.07	1668.84
		54"(1372mm)	JDRL-3054-J L S	1675.18	1716.91	1711.41	1753.14
		60"(1524mm)	JDRL-3060-J L S	1752.52	1801.21	1788.75	1837.44
		66"(1676mm)	JDRL-3066-J L S	1829.86	1885.51	1866.09	1921.74
End Panel - HPL B							
29"(737mm)	18"(457mm)	24"(610mm)	JDRL-1824-J L S	\$ 1173.21	\$ 1180.14	\$ 1207.16	\$ 1214.09
		30"(762mm)	JDRL-1830-J L S	1256.61	1270.50	1290.56	1304.45
		36"(914mm)	JDRL-1836-J L S	1340.01	1360.86	1373.96	1394.81
		42"(1067mm)	JDRL-1842-J L S	1423.41	1451.22	1457.36	1485.17
		48"(1219mm)	JDRL-1848-J L S	1506.81	1541.58	1540.76	1575.53
		54"(1372mm)	JDRL-1854-J L S	1590.21	1631.94	1624.16	1665.89
		60"(1524mm)	JDRL-1860-J L S	1673.61	1722.30	1707.56	1756.25
		66"(1676mm)	JDRL-1866-J L S	1757.01	1812.66	1790.96	1846.61
29"(737mm)	24"(610mm)	24"(610mm)	JDRL-2424-J L S	\$1236.87	\$1243.80	\$ 1271.96	\$ 1278.89
		30"(762mm)	JDRL-2430-J L S	1320.27	1334.16	1355.36	1369.25
		36"(914mm)	JDRL-2436-J L S	1403.67	1424.52	1438.76	1459.61
		42"(1067mm)	JDRL-2442-J L S	1487.07	1514.88	1522.16	1549.97
		48"(1219mm)	JDRL-2448-J L S	1570.47	1605.24	1605.56	1640.33
		54"(1372mm)	JDRL-2454-J L S	1653.87	1695.60	1688.96	1730.69
		60"(1524mm)	JDRL-2460-J L S	1737.27	1785.96	1772.36	1821.05
		66"(1676mm)	JDRL-2466-J L S	1820.67	1876.32	1855.76	1911.41
29"(737mm)	30"(762mm)	24"(610mm)	JDRL-3024-J L S	\$1300.53	\$1307.46	\$1336.76	\$1343.69
		30"(762mm)	JDRL-3030-J L S	1383.93	1397.82	1420.16	1434.05
		36"(914mm)	JDRL-3036-J L S	1467.33	1488.18	1503.56	1524.41
		42"(1067mm)	JDRL-3042-J L S	1550.73	1578.54	1586.96	1614.77
		48"(1219mm)	JDRL-3048-J L S	1634.13	1668.90	1670.36	1705.13
		54"(1372mm)	JDRL-3054-J L S	1717.53	1759.26	1753.76	1795.49
		60"(1524mm)	JDRL-3060-J L S	1800.93	1849.62	1837.16	1885.85
		66"(1676mm)	JDRL-3066-J L S	1884.33	1939.98	1920.56	1976.21

Returns

Return

Height	Depth	Width	Number ① ②③	Top - HPL A Trim		Top - HPL B Trim	
				A	B	A	B
End Panel - Wood A							
29"(737mm)	18"(457mm)	24"(610mm)	JDRL-1824-J W █ █ S	\$ 1317.79	\$ 1324.72	\$ 1434.96	\$ 1441.89
		30"(762mm)	JDRL-1830-J W █ █ S	1395.13	1409.02	1512.30	1526.19
		36"(914mm)	JDRL-1836-J W █ █ S	1472.47	1493.32	1589.64	1610.49
		42"(1067mm)	JDRL-1842-J W █ █ S	1549.81	1577.62	1666.98	1694.79
		48"(1219mm)	JDRL-1848-J W █ █ S	1627.15	1661.92	1744.32	1779.09
		54"(1372mm)	JDRL-1854-J W █ █ S	1704.49	1746.22	1821.66	1863.39
		60"(1524mm)	JDRL-1860-J W █ █ S	1781.83	1830.52	1899.00	1947.69
		66"(1676mm)	JDRL-1866-J W █ █ S	1859.17	1914.82	1976.34	2031.99
29"(737mm)	24"(610mm)	24"(610mm)	JDRL-2424-J W █ █ S	\$ 1377.85	\$ 1384.78	\$ 1497.72	\$ 1504.65
		30"(762mm)	JDRL-2430-J W █ █ S	1455.19	1469.08	1575.06	1588.95
		36"(914mm)	JDRL-2436-J W █ █ S	1532.53	1553.38	1652.40	1673.25
		42"(1067mm)	JDRL-2442-J W █ █ S	1609.87	1637.68	1729.74	1757.55
		48"(1219mm)	JDRL-2448-J W █ █ S	1687.21	1721.98	1807.08	1841.85
		54"(1372mm)	JDRL-2454-J W █ █ S	1764.55	1806.28	1884.42	1926.15
		60"(1524mm)	JDRL-2460-J W █ █ S	1841.89	1890.58	1961.76	2010.45
		66"(1676mm)	JDRL-2466-J W █ █ S	1919.23	1974.88	2039.10	2094.75
29"(737mm)	30"(762mm)	24"(610mm)	JDRL-3024-J W █ █ S	\$ 1437.91	\$ 1444.84	\$ 1560.48	\$ 1567.41
		30"(762mm)	JDRL-3030-J W █ █ S	1515.25	1529.14	1637.82	1651.71
		36"(914mm)	JDRL-3036-J W █ █ S	1592.59	1613.44	1715.16	1736.01
		42"(1067mm)	JDRL-3042-J W █ █ S	1669.93	1697.74	1792.50	1820.31
		48"(1219mm)	JDRL-3048-J W █ █ S	1747.27	1782.04	1869.84	1904.61
		54"(1372mm)	JDRL-3054-J W █ █ S	1824.61	1866.34	1947.18	1988.91
		60"(1524mm)	JDRL-3060-J W █ █ S	1901.95	1950.64	2024.52	2073.21
		66"(1676mm)	JDRL-3066-J W █ █ S	1979.29	2034.94	2101.86	2157.51
End Panel - Wood B							
29"(737mm)	18"(457mm)	24"(610mm)	JDRL-1824-J W █ █ S	\$ 1322.64	\$ 1329.57	\$ 1439.81	\$ 1446.74
		30"(762mm)	JDRL-1830-J W █ █ S	1406.04	1419.93	1523.21	1537.10
		36"(914mm)	JDRL-1836-J W █ █ S	1489.44	1510.29	1606.61	1627.46
		42"(1067mm)	JDRL-1842-J W █ █ S	1572.84	1600.65	1690.01	1717.82
		48"(1219mm)	JDRL-1848-J W █ █ S	1656.24	1691.01	1773.41	1808.18
		54"(1372mm)	JDRL-1854-J W █ █ S	1739.64	1781.37	1856.81	1898.54
		60"(1524mm)	JDRL-1860-J W █ █ S	1823.04	1871.73	1940.21	1988.90
		66"(1676mm)	JDRL-1866-J W █ █ S	1906.44	1962.09	2023.61	2079.26
29"(737mm)	24"(610mm)	24"(610mm)	JDRL-2424-J W █ █ S	\$ 1386.30	\$ 1393.23	\$ 1506.17	\$ 1513.10
		30"(762mm)	JDRL-2430-J W █ █ S	1469.70	1483.59	1589.57	1603.46
		36"(914mm)	JDRL-2436-J W █ █ S	1553.10	1573.95	1672.97	1693.82
		42"(1067mm)	JDRL-2442-J W █ █ S	1636.50	1664.31	1756.37	1784.18
		48"(1219mm)	JDRL-2448-J W █ █ S	1719.90	1754.67	1839.77	1874.54
		54"(1372mm)	JDRL-2454-J W █ █ S	1803.30	1845.03	1923.17	1964.90
		60"(1524mm)	JDRL-2460-J W █ █ S	1886.70	1935.39	2006.57	2055.26
		66"(1676mm)	JDRL-2466-J W █ █ S	1970.10	2025.75	2089.97	2145.62
29"(737mm)	30"(762mm)	24"(610mm)	JDRL-3024-J W █ █ S	\$ 1449.96	\$ 1456.89	\$ 1572.53	\$ 1579.46
		30"(762mm)	JDRL-3030-J W █ █ S	1533.36	1547.25	1655.93	1669.82
		36"(914mm)	JDRL-3036-J W █ █ S	1616.76	1637.61	1739.33	1760.18
		42"(1067mm)	JDRL-3042-J W █ █ S	1700.16	1727.97	1822.73	1850.54
		48"(1219mm)	JDRL-3048-J W █ █ S	1783.56	1818.33	1906.13	1940.90
		54"(1372mm)	JDRL-3054-J W █ █ S	1866.96	1908.69	1989.53	2031.26
		60"(1524mm)	JDRL-3060-J W █ █ S	1950.36	1999.05	2072.93	2121.62
		66"(1676mm)	JDRL-3066-J W █ █ S	2033.76	2089.41	2156.33	2211.98

Returns

Return

Height	Depth	Width	Number	① ②③	Top - Wood A Trim		Top - Wood B Trim	
					A	B	A	B
End Panel - Steel A								
29"(737mm)	18"(457mm)	24"(610mm)	JDRW-1824-K	S	\$ 1674.99	\$ 1681.92	\$ 1721.45	\$ 1728.38
		30"(762mm)	JDRW-1830-K	S	1752.33	1766.22	1798.79	1812.68
		36"(914mm)	JDRW-1836-K	S	1829.67	1850.52	1876.13	1896.98
		42"(1067mm)	JDRW-1842-K	S	1907.01	1934.82	1953.47	1981.28
		48"(1219mm)	JDRW-1848-K	S	1984.35	2019.12	2030.81	2065.58
		54"(1372mm)	JDRW-1854-K	S	2061.69	2103.42	2108.15	2149.88
		60"(1524mm)	JDRW-1860-K	S	2139.03	2187.72	2185.49	2234.18
		66"(1676mm)	JDRW-1866-K	S	2216.37	2272.02	2262.83	2318.48
29"(737mm)	24"(610mm)	24"(610mm)	JDRW-2424-K	S	\$ 1759.05	\$ 1765.98	\$ 1819.13	\$ 1826.06
		30"(762mm)	JDRW-2430-K	S	1836.39	1850.28	1896.47	1910.36
		36"(914mm)	JDRW-2436-K	S	1913.73	1934.58	1973.81	1994.66
		42"(1067mm)	JDRW-2442-K	S	1991.07	2018.88	2051.15	2078.96
		48"(1219mm)	JDRW-2448-K	S	2068.41	2103.18	2128.49	2163.26
		54"(1372mm)	JDRW-2454-K	S	2145.75	2187.48	2205.83	2247.56
		60"(1524mm)	JDRW-2460-K	S	2223.09	2271.78	2283.17	2331.86
		66"(1676mm)	JDRW-2466-K	S	2300.43	2356.08	2360.51	2416.16
29"(737mm)	30"(762mm)	24"(610mm)	JDRW-3024-K	S	\$ 1843.11	\$ 1850.04	\$ 1916.81	\$ 1923.74
		30"(762mm)	JDRW-3030-K	S	1920.45	1934.34	1994.15	2008.04
		36"(914mm)	JDRW-3036-K	S	1997.79	2018.64	2071.49	2092.34
		42"(1067mm)	JDRW-3042-K	S	2075.13	2102.94	2148.83	2176.64
		48"(1219mm)	JDRW-3048-K	S	2152.47	2187.24	2226.17	2260.94
		54"(1372mm)	JDRW-3054-K	S	2229.81	2271.54	2303.51	2345.24
		60"(1524mm)	JDRW-3060-K	S	2307.15	2355.84	2380.85	2429.54
		66"(1676mm)	JDRW-3066-K	S	2384.49	2440.14	2458.19	2513.84
End Panel - Steel B								
29"(737mm)	18"(457mm)	24"(610mm)	JDRW-1824-K	S	\$ 1744.15	\$ 1751.08	\$ 1790.61	\$ 1797.54
		30"(762mm)	JDRW-1830-K	S	1828.99	1842.88	1875.45	1889.34
		36"(914mm)	JDRW-1836-K	S	1913.83	1934.68	1960.29	1981.14
		42"(1067mm)	JDRW-1842-K	S	1998.67	2026.48	2045.13	2072.94
		48"(1219mm)	JDRW-1848-K	S	2083.51	2118.28	2129.97	2164.74
		54"(1372mm)	JDRW-1854-K	S	2168.35	2210.08	2214.81	2256.54
		60"(1524mm)	JDRW-1860-K	S	2253.19	2301.88	2299.65	2348.34
		66"(1676mm)	JDRW-1866-K	S	2338.03	2393.68	2384.49	2440.14
29"(737mm)	24"(610mm)	24"(610mm)	JDRW-2424-K	S	\$ 1832.59	\$ 1839.52	\$ 1892.67	\$ 1899.60
		30"(762mm)	JDRW-2430-K	S	1917.43	1931.32	1977.51	1991.40
		36"(914mm)	JDRW-2436-K	S	2002.27	2023.12	2062.35	2083.20
		42"(1067mm)	JDRW-2442-K	S	2087.11	2114.92	2147.19	2175.00
		48"(1219mm)	JDRW-2448-K	S	2171.95	2206.72	2232.03	2266.80
		54"(1372mm)	JDRW-2454-K	S	2256.79	2298.52	2316.87	2358.60
		60"(1524mm)	JDRW-2460-K	S	2341.63	2390.32	2401.71	2450.40
		66"(1676mm)	JDRW-2466-K	S	2426.47	2482.12	2486.55	2542.20
29"(737mm)	30"(762mm)	24"(610mm)	JDRW-3024-K	S	\$ 1921.03	\$ 1927.96	\$ 1994.73	\$ 2001.66
		30"(762mm)	JDRW-3030-K	S	2005.87	2019.76	2079.57	2093.46
		36"(914mm)	JDRW-3036-K	S	2090.71	2111.56	2164.41	2185.26
		42"(1067mm)	JDRW-3042-K	S	2175.55	2203.36	2249.25	2277.06
		48"(1219mm)	JDRW-3048-K	S	2260.39	2295.16	2334.09	2368.86
		54"(1372mm)	JDRW-3054-K	S	2345.23	2386.96	2418.93	2460.66
		60"(1524mm)	JDRW-3060-K	S	2430.07	2478.76	2503.77	2552.46
		66"(1676mm)	JDRW-3066-K	S	2514.91	2570.56	2588.61	2644.26

Returns

Return

Height	Depth	Width	Number	① ② ③	Top - Wood A Trim		Top - Wood B Trim		
					A	B	A	B	
End Panel - HPL A									
29"(737mm)	18"(457mm)	24"(610mm)	JDRW-1824-K	L	S	\$ 1509.00	\$ 1515.93	\$ 1542.95	\$ 1549.88
		30"(762mm)	JDRW-1830-K	L	S	1586.34	1600.23	1620.29	1634.18
		36"(914mm)	JDRW-1836-K	L	S	1663.68	1684.53	1697.63	1718.48
		42"(1067mm)	JDRW-1842-K	L	S	1741.02	1768.83	1774.97	1802.78
		48"(1219mm)	JDRW-1848-K	L	S	1818.36	1853.13	1852.31	1887.08
		54"(1372mm)	JDRW-1854-K	L	S	1895.70	1937.43	1929.65	1971.38
		60"(1524mm)	JDRW-1860-K	L	S	1973.04	2021.73	2006.99	2055.68
		66"(1676mm)	JDRW-1866-K	L	S	2050.38	2106.03	2084.33	2139.98
29"(737mm)	24"(610mm)	24"(610mm)	JDRW-2424-K	L	S	\$ 1593.06	\$ 1599.99	\$ 1628.15	\$ 1635.08
		30"(762mm)	JDRW-2430-K	L	S	1670.40	1684.29	1705.49	1719.38
		36"(914mm)	JDRW-2436-K	L	S	1747.74	1768.59	1782.83	1803.68
		42"(1067mm)	JDRW-2442-K	L	S	1825.08	1852.89	1860.17	1887.98
		48"(1219mm)	JDRW-2448-K	L	S	1902.42	1937.19	1937.51	1972.28
		54"(1372mm)	JDRW-2454-K	L	S	1979.76	2021.49	2014.85	2056.58
		60"(1524mm)	JDRW-2460-K	L	S	2057.10	2105.79	2092.19	2140.88
		66"(1676mm)	JDRW-2466-K	L	S	2134.44	2190.09	2169.53	2225.18
29"(737mm)	30"(762mm)	24"(610mm)	JDRW-3024-K	L	S	\$ 1677.12	\$ 1684.05	\$ 1713.35	\$ 1720.28
		30"(762mm)	JDRW-3030-K	L	S	1754.46	1768.35	1790.69	1804.58
		36"(914mm)	JDRW-3036-K	L	S	1831.80	1852.65	1868.03	1888.88
		42"(1067mm)	JDRW-3042-K	L	S	1909.14	1936.95	1945.37	1973.18
		48"(1219mm)	JDRW-3048-K	L	S	1986.48	2021.25	2022.71	2057.48
		54"(1372mm)	JDRW-3054-K	L	S	2063.82	2105.55	2100.05	2141.78
		60"(1524mm)	JDRW-3060-K	L	S	2141.16	2189.85	2177.39	2226.08
		66"(1676mm)	JDRW-3066-K	L	S	2218.50	2274.15	2254.73	2310.38
End Panel - HPL B									
29"(737mm)	18"(457mm)	24"(610mm)	JDRW-1824-K	L	S	\$ 1578.16	\$ 1585.09	\$ 1612.11	\$ 1619.04
		30"(762mm)	JDRW-1830-K	L	S	1663.00	1676.89	1696.95	1710.84
		36"(914mm)	JDRW-1836-K	L	S	1747.84	1768.69	1781.79	1802.64
		42"(1067mm)	JDRW-1842-K	L	S	1832.68	1860.49	1866.63	1894.44
		48"(1219mm)	JDRW-1848-K	L	S	1917.52	1952.29	1951.47	1986.24
		54"(1372mm)	JDRW-1854-K	L	S	2002.36	2044.09	2036.31	2078.04
		60"(1524mm)	JDRW-1860-K	L	S	2087.20	2135.89	2121.15	2169.84
		66"(1676mm)	JDRW-1866-K	L	S	2172.04	2227.69	2205.99	2261.64
29"(737mm)	24"(610mm)	24"(610mm)	JDRW-2424-K	L	S	\$ 1666.60	\$ 1673.53	\$ 1701.69	\$ 1708.62
		30"(762mm)	JDRW-2430-K	L	S	1751.44	1765.33	1786.53	1800.42
		36"(914mm)	JDRW-2436-K	L	S	1836.28	1857.13	1871.37	1892.22
		42"(1067mm)	JDRW-2442-K	L	S	1921.12	1948.93	1956.21	1984.02
		48"(1219mm)	JDRW-2448-K	L	S	2005.96	2040.73	2041.05	2075.82
		54"(1372mm)	JDRW-2454-K	L	S	2090.80	2132.53	2125.89	2167.62
		60"(1524mm)	JDRW-2460-K	L	S	2175.64	2224.33	2210.73	2259.42
		66"(1676mm)	JDRW-2466-K	L	S	2260.48	2316.13	2295.57	2351.22
29"(737mm)	30"(762mm)	24"(610mm)	JDRW-3024-K	L	S	\$ 1755.04	\$ 1761.97	\$ 1791.27	\$ 1798.20
		30"(762mm)	JDRW-3030-K	L	S	1839.88	1853.77	1876.11	1890.00
		36"(914mm)	JDRW-3036-K	L	S	1924.72	1945.57	1960.95	1981.80
		42"(1067mm)	JDRW-3042-K	L	S	2009.56	2037.37	2045.79	2073.60
		48"(1219mm)	JDRW-3048-K	L	S	2094.40	2129.17	2130.63	2165.40
		54"(1372mm)	JDRW-3054-K	L	S	2179.24	2220.97	2215.47	2257.20
		60"(1524mm)	JDRW-3060-K	L	S	2264.08	2312.77	2300.31	2349.00
		66"(1676mm)	JDRW-3066-K	L	S	2348.92	2404.57	2385.15	2440.80

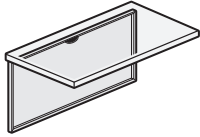
Returns

Return

Height	Depth	Width	Number	①	②	③	Top - Wood A Trim		Top - Wood B Trim	
							A	B	A	B
End Panel - Wood A										
29"(737mm)	18"(457mm)	24"(610mm)	JDRW-1824-K	W		S	\$ 1658.43	\$ 1665.36	\$ 1775.60	\$ 1782.53
		30"(762mm)	JDRW-1830-K	W		S	1735.77	1749.66	1852.94	1866.83
		36"(914mm)	JDRW-1836-K	W		S	1813.11	1833.96	1930.28	1951.13
		42"(1067mm)	JDRW-1842-K	W		S	1890.45	1918.26	2007.62	2035.43
		48"(1219mm)	JDRW-1848-K	W		S	1967.79	2002.56	2084.96	2119.73
		54"(1372mm)	JDRW-1854-K	W		S	2045.13	2086.86	2162.30	2204.03
		60"(1524mm)	JDRW-1860-K	W		S	2122.47	2171.16	2239.64	2288.33
		66"(1676mm)	JDRW-1866-K	W		S	2199.81	2255.46	2316.98	2372.63
29"(737mm)	24"(610mm)	24"(610mm)	JDRW-2424-K	W		S	\$ 1742.49	\$ 1749.42	\$ 1862.36	\$ 1869.29
		30"(762mm)	JDRW-2430-K	W		S	1819.83	1833.72	1939.70	1953.59
		36"(914mm)	JDRW-2436-K	W		S	1897.17	1918.02	2017.04	2037.89
		42"(1067mm)	JDRW-2442-K	W		S	1974.51	2002.32	2094.38	2122.19
		48"(1219mm)	JDRW-2448-K	W		S	2051.85	2086.62	2171.72	2206.49
		54"(1372mm)	JDRW-2454-K	W		S	2129.19	2170.92	2249.06	2290.79
		60"(1524mm)	JDRW-2460-K	W		S	2206.53	2255.22	2326.40	2375.09
		66"(1676mm)	JDRW-2466-K	W		S	2283.87	2339.52	2403.74	2459.39
29"(737mm)	30"(762mm)	24"(610mm)	JDRW-3024-K	W		S	\$ 1826.55	\$ 1833.48	\$ 1949.12	\$ 1956.05
		30"(762mm)	JDRW-3030-K	W		S	1903.89	1917.78	2026.46	2040.35
		36"(914mm)	JDRW-3036-K	W		S	1981.23	2002.08	2103.80	2124.65
		42"(1067mm)	JDRW-3042-K	W		S	2058.57	2086.38	2181.14	2208.95
		48"(1219mm)	JDRW-3048-K	W		S	2135.91	2170.68	2258.48	2293.25
		54"(1372mm)	JDRW-3054-K	W		S	2213.25	2254.98	2335.82	2377.55
		60"(1524mm)	JDRW-3060-K	W		S	2290.59	2339.28	2413.16	2461.85
		66"(1676mm)	JDRW-3066-K	W		S	2367.93	2423.58	2490.50	2546.15
End Panel - Wood B										
29"(737mm)	18"(457mm)	24"(610mm)	JDRW-1824-K	W		S	\$ 1727.59	\$ 1734.52	\$ 1844.76	\$ 1851.69
		30"(762mm)	JDRW-1830-K	W		S	1812.43	1826.32	1929.60	1943.49
		36"(914mm)	JDRW-1836-K	W		S	1897.27	1918.12	2014.44	2035.29
		42"(1067mm)	JDRW-1842-K	W		S	1982.11	2009.92	2099.28	2127.09
		48"(1219mm)	JDRW-1848-K	W		S	2066.95	2101.72	2184.12	2218.89
		54"(1372mm)	JDRW-1854-K	W		S	2151.79	2193.52	2268.96	2310.69
		60"(1524mm)	JDRW-1860-K	W		S	2236.63	2285.32	2353.80	2402.49
		66"(1676mm)	JDRW-1866-K	W		S	2321.47	2377.12	2438.64	2494.29
29"(737mm)	24"(610mm)	24"(610mm)	JDRW-2424-K	W		S	\$ 1816.03	\$ 1822.96	\$ 1935.90	\$ 1942.83
		30"(762mm)	JDRW-2430-K	W		S	1900.87	1914.76	2020.74	2034.63
		36"(914mm)	JDRW-2436-K	W		S	1985.71	2006.56	2105.58	2126.43
		42"(1067mm)	JDRW-2442-K	W		S	2070.55	2098.36	2190.42	2218.23
		48"(1219mm)	JDRW-2448-K	W		S	2155.39	2190.16	2275.26	2310.03
		54"(1372mm)	JDRW-2454-K	W		S	2240.23	2281.96	2360.10	2401.83
		60"(1524mm)	JDRW-2460-K	W		S	2325.07	2373.76	2444.94	2493.63
		66"(1676mm)	JDRW-2466-K	W		S	2409.91	2465.56	2529.78	2585.43
29"(737mm)	30"(762mm)	24"(610mm)	JDRW-3024-K	W		S	\$ 1904.47	\$ 1911.40	\$ 2027.04	\$ 2033.97
		30"(762mm)	JDRW-3030-K	W		S	1989.31	2003.20	2111.88	2125.77
		36"(914mm)	JDRW-3036-K	W		S	2074.15	2095.00	2196.72	2217.57
		42"(1067mm)	JDRW-3042-K	W		S	2158.99	2186.80	2281.56	2309.37
		48"(1219mm)	JDRW-3048-K	W		S	2243.83	2278.60	2366.40	2401.17
		54"(1372mm)	JDRW-3054-K	W		S	2328.67	2370.40	2451.24	2492.97
		60"(1524mm)	JDRW-3060-K	W		S	2413.51	2462.20	2536.08	2584.77
		66"(1676mm)	JDRW-3066-K	W		S	2498.35	2554.00	2620.92	2676.57

Bridges

Bridge



JDBL-JNNNDSS
JDBL-KNNNDSS
Class FM1

Features

- Includes high-pressure laminate (HPL) or wood veneer top, steel modesty panel, and hardware for assembly and attachment to adjacent desk shell, single pedestal desk, corner unit, or convergent with end panel.
- Top has 3mm edgeband on user side, and 1mm edgeband on guest edge and sides.
- Modesty panel is available with or without scallop wireway for cable management; scallop is centered at top of modesty panel.
- Field assembled.

To Order, Specify:

1) Product number, including:

1 Modesty Panel Height:

- B** 1/3 Height
- D** 3/4 Height (add **\$87.71** list)
- F** Full Height (add **\$175.42** list)

2 Modesty Panel Cable Management:

- N** No Scallop
- S** Scallop

- 2) Laminate or wood color for top.
- 3) Edge trim color for top (HPL only).
- 4) Trim color for modesty panel.

Height	Depth	Width	Number	①②	Top - HPL A Trim		Top - HPL B Trim	
					A	B	A	B
29"(737mm)	18"(457mm)	24"(610mm)	JDBL-1824-JNNN	■ ■ S	\$ 635.13	\$ 641.78	\$ 639.81	\$ 646.46
		30"(762mm)	JDBL-1830-JNNN	■ ■ S	709.65	723.02	720.21	733.58
		36"(914mm)	JDBL-1836-JNNN	■ ■ S	784.17	804.26	800.61	820.70
		42"(1067mm)	JDBL-1842-JNNN	■ ■ S	858.69	885.50	881.01	907.82
		48"(1219mm)	JDBL-1848-JNNN	■ ■ S	933.21	966.74	961.41	994.94
		54"(1372mm)	JDBL-1854-JNNN	■ ■ S	1007.73	1047.98	1041.81	1082.06
		60"(1524mm)	JDBL-1860-JNNN	■ ■ S	1082.25	1129.22	1122.21	1169.18
		66"(1676mm)	JDBL-1866-JNNN	■ ■ S	1156.77	1210.46	1202.61	1256.30
29"(737mm)	24"(610mm)	24"(610mm)	JDBL-2424-JNNN	■ ■ S	\$ 678.09	\$ 684.74	\$ 686.31	\$ 692.96
		30"(762mm)	JDBL-2430-JNNN	■ ■ S	752.61	765.98	766.71	780.08
		36"(914mm)	JDBL-2436-JNNN	■ ■ S	827.13	847.22	847.11	867.20
		42"(1067mm)	JDBL-2442-JNNN	■ ■ S	901.65	928.46	927.51	954.32
		48"(1219mm)	JDBL-2448-JNNN	■ ■ S	976.17	1009.70	1007.91	1041.44
		54"(1372mm)	JDBL-2454-JNNN	■ ■ S	1050.69	1090.94	1088.31	1128.56
		60"(1524mm)	JDBL-2460-JNNN	■ ■ S	1125.21	1172.18	1168.71	1215.68
		66"(1676mm)	JDBL-2466-JNNN	■ ■ S	1199.73	1253.42	1249.11	1302.80
29"(737mm)	30"(762mm)	24"(610mm)	JDBL-3024-JNNN	■ ■ S	\$ 721.05	\$ 727.70	\$ 732.81	\$ 739.46
		30"(762mm)	JDBL-3030-JNNN	■ ■ S	795.57	808.94	813.21	826.58
		36"(914mm)	JDBL-3036-JNNN	■ ■ S	870.09	890.18	893.61	913.70
		42"(1067mm)	JDBL-3042-JNNN	■ ■ S	944.61	971.42	974.01	1000.82
		48"(1219mm)	JDBL-3048-JNNN	■ ■ S	1019.13	1052.66	1054.41	1087.94
		54"(1372mm)	JDBL-3054-JNNN	■ ■ S	1093.65	1133.90	1134.81	1175.06
		60"(1524mm)	JDBL-3060-JNNN	■ ■ S	1168.17	1215.14	1215.21	1262.18
		66"(1676mm)	JDBL-3066-JNNN	■ ■ S	1242.69	1296.38	1295.61	1349.30

Bridges

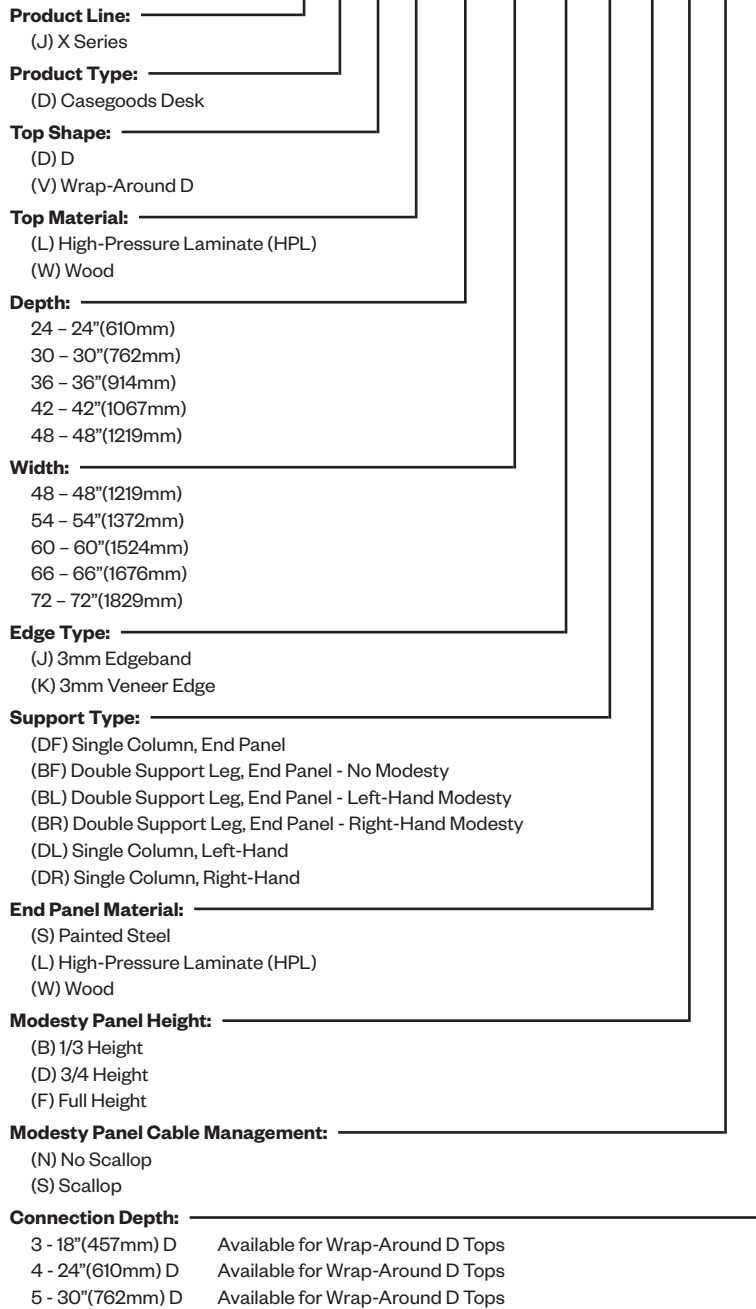
Bridge

Height	Depth	Width	Number	①②	Top - Wood A Trim		Top - Wood B Trim	
					A	B	A	B
29"(737mm)	18"(457mm)	24"(610mm)	JDBW-1824-KNNN	■ ■ S	\$ 963.16	\$ 969.81	\$1029.74	\$1036.39
		30"(762mm)	JDBW-1830-KNNN	■ ■ S	1037.68	1051.05	1111.40	1124.77
		36"(914mm)	JDBW-1836-KNNN	■ ■ S	1112.20	1132.29	1193.06	1213.15
		42"(1067mm)	JDBW-1842-KNNN	■ ■ S	1186.72	1213.53	1274.72	1301.53
		48"(1219mm)	JDBW-1848-KNNN	■ ■ S	1261.24	1294.77	1356.38	1389.91
		54"(1372mm)	JDBW-1854-KNNN	■ ■ S	1335.76	1376.01	1438.04	1478.29
		60"(1524mm)	JDBW-1860-KNNN	■ ■ S	1410.28	1457.25	1519.70	1566.67
		66"(1676mm)	JDBW-1866-KNNN	■ ■ S	1484.80	1538.49	1601.36	1655.05
29"(737mm)	24"(610mm)	24"(610mm)	JDBW-2424-KNNN	■ ■ S	\$1029.34	\$1035.99	\$1099.94	\$ 1106.59
		30"(762mm)	JDBW-2430-KNNN	■ ■ S	1103.86	1117.23	1181.60	1194.97
		36"(914mm)	JDBW-2436-KNNN	■ ■ S	1178.38	1198.47	1263.26	1283.35
		42"(1067mm)	JDBW-2442-KNNN	■ ■ S	1252.90	1279.71	1344.92	1371.73
		48"(1219mm)	JDBW-2448-KNNN	■ ■ S	1327.42	1360.95	1426.58	1460.11
		54"(1372mm)	JDBW-2454-KNNN	■ ■ S	1401.94	1442.19	1508.24	1548.49
		60"(1524mm)	JDBW-2460-KNNN	■ ■ S	1476.46	1523.43	1589.90	1636.87
		66"(1676mm)	JDBW-2466-KNNN	■ ■ S	1550.98	1604.67	1671.56	1725.25
29"(737mm)	30"(762mm)	24"(610mm)	JDBW-3024-KNNN	■ ■ S	\$1095.52	\$ 1102.17	\$ 1170.14	\$ 1176.79
		30"(762mm)	JDBW-3030-KNNN	■ ■ S	1170.04	1183.41	1251.80	1265.17
		36"(914mm)	JDBW-3036-KNNN	■ ■ S	1244.56	1264.65	1333.46	1353.55
		42"(1067mm)	JDBW-3042-KNNN	■ ■ S	1319.08	1345.89	1415.12	1441.93
		48"(1219mm)	JDBW-3048-KNNN	■ ■ S	1393.60	1427.13	1496.78	1530.31
		54"(1372mm)	JDBW-3054-KNNN	■ ■ S	1468.12	1508.37	1578.44	1618.69
		60"(1524mm)	JDBW-3060-KNNN	■ ■ S	1542.64	1589.61	1660.10	1707.07
		66"(1676mm)	JDBW-3066-KNNN	■ ■ S	1617.16	1670.85	1741.76	1795.45

Convergenents

Catalog Logic

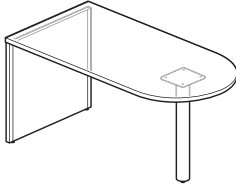
J D D L - 24 60 - J DF L B S 3



Convergenents

D-Top

With Column



JDDL-JDS
 JDDL-JDFL
 JDDL-JDFW
 JDDW-KDFS
 JDDW-KDFL
 JDDW-KDFW
 Class FMI

Features

- Includes high-pressure laminate (HPL) or wood veneer top, steel, laminate or wood end panel, steel column, and hardware for assembly and attachment to adjoining casegood.
- Top has 3mm edgeband on the perimeter and 1mm edgeband on the back.
- Glides provide 1.5"(38mm) adjustment range.
- Field assembled.

Specification Tips

- Not for use as a stand-alone casegood. Must be attached to a return or bridge.
- A separately specified Worksurface Reinforcement Channel provides worksurface reinforcement to minimize deflection. Recommended for heavily loaded worksurface applications.

To Order, Specify:

- 1) Product number.
- 2) Laminate or wood color for top.
- 3) Edge trim color for top (HPL only).
- 4) End panel trim, laminate or wood finish.
- 5) End panel edge color (HPL only)
- 6) Modesty panel trim color.

Height	Depth	Width	Number	Top - HPL A Trim		Top - HPL B Trim	
				A	B	A	B
End Panel - Steel - Trim A							
29"(737mm)	24"(610mm)	48"(1219mm)	JDDL-2448-JDFS	\$ 1684.34	\$ 1701.40	\$ 1728.64	\$ 1745.70
		54"(1372mm)	JDDL-2454-JDFS	1778.18	1795.24	1822.48	1839.54
		60"(1524mm)	JDDL-2460-JDFS	1872.02	1889.08	1916.32	1933.38
		66"(1676mm)	JDDL-2466-JDFS	1965.86	1982.92	2010.16	2027.22
		72"(1829mm)	JDDL-2472-JDFS	2059.70	2076.76	2104.00	2121.06
29"(737mm)	30"(762mm)	48"(1219mm)	JDDL-3048-JDFS	\$ 1749.08	\$ 1766.14	\$ 1806.94	\$ 1824.00
		54"(1372mm)	JDDL-3054-JDFS	1842.92	1859.98	1900.78	1917.84
		60"(1524mm)	JDDL-3060-JDFS	1936.76	1953.82	1994.62	2011.68
		66"(1676mm)	JDDL-3066-JDFS	2030.60	2047.66	2088.46	2105.52
		72"(1829mm)	JDDL-3072-JDFS	2124.44	2141.50	2182.30	2199.36
29"(737mm)	36"(914mm)	48"(1219mm)	JDDL-3648-JDFS	\$ 1813.82	\$ 1830.88	\$ 1885.24	\$ 1902.30
		54"(1372mm)	JDDL-3654-JDFS	1907.66	1924.72	1979.08	1996.14
		60"(1524mm)	JDDL-3660-JDFS	2001.50	2018.56	2072.92	2089.98
		66"(1676mm)	JDDL-3666-JDFS	2095.34	2112.40	2166.76	2183.82
		72"(1829mm)	JDDL-3672-JDFS	2189.18	2206.24	2260.60	2277.66
End Panel - Steel - Trim B							
29"(737mm)	24"(610mm)	48"(1219mm)	JDDL-2448-JDFS	\$ 1767.04	\$ 1784.10	\$ 1811.34	\$ 1828.40
		54"(1372mm)	JDDL-2454-JDFS	1868.20	1885.26	1912.50	1929.56
		60"(1524mm)	JDDL-2460-JDFS	1969.36	1986.42	2013.66	2030.72
		66"(1676mm)	JDDL-2466-JDFS	2070.52	2087.58	2114.82	2131.88
		72"(1829mm)	JDDL-2472-JDFS	2171.68	2188.74	2215.98	2233.04
29"(737mm)	30"(762mm)	48"(1219mm)	JDDL-3048-JDFS	\$ 1835.68	\$ 1852.74	\$ 1893.54	\$ 1910.60
		54"(1372mm)	JDDL-3054-JDFS	1936.84	1953.90	1994.70	2011.76
		60"(1524mm)	JDDL-3060-JDFS	2038.00	2055.06	2095.86	2112.92
		66"(1676mm)	JDDL-3066-JDFS	2139.16	2156.22	2197.02	2214.08
		72"(1829mm)	JDDL-3072-JDFS	2240.32	2257.38	2298.18	2315.24
29"(737mm)	36"(914mm)	48"(1219mm)	JDDL-3648-JDFS	\$ 1904.32	\$ 1921.38	\$ 1975.74	\$ 1992.80
		54"(1372mm)	JDDL-3654-JDFS	2005.48	2022.54	2076.90	2093.96
		60"(1524mm)	JDDL-3660-JDFS	2106.64	2123.70	2178.06	2195.12
		66"(1676mm)	JDDL-3666-JDFS	2207.80	2224.86	2279.22	2296.28
		72"(1829mm)	JDDL-3672-JDFS	2308.96	2326.02	2380.38	2397.44

Convergenents

D-Top

Height	Depth	Width	Number	Top - HPL A Trim		Top - HPL B Trim	
				A	B	A	B
End Panel - HPL A							
29"(737mm)	24"(610mm)	48"(1219mm)	JDDL-2448-JDFL	\$ 1536.03	\$ 1553.09	\$ 1570.96	\$ 1588.02
		54"(1372mm)	JDDL-2454-JDFL	1629.87	1646.93	1664.80	1681.86
		60"(1524mm)	JDDL-2460-JDFL	1723.71	1740.77	1758.64	1775.70
		66"(1676mm)	JDDL-2466-JDFL	1817.55	1834.61	1852.48	1869.54
		72"(1829mm)	JDDL-2472-JDFL	1911.39	1928.45	1946.32	1963.38
29"(737mm)	30"(762mm)	48"(1219mm)	JDDL-3048-JDFL	\$ 1600.77	\$ 1617.83	\$ 1636.90	\$ 1653.96
		54"(1372mm)	JDDL-3054-JDFL	1694.61	1711.67	1730.74	1747.80
		60"(1524mm)	JDDL-3060-JDFL	1788.45	1805.51	1824.58	1841.64
		66"(1676mm)	JDDL-3066-JDFL	1882.29	1899.35	1918.42	1935.48
		72"(1829mm)	JDDL-3072-JDFL	1976.13	1993.19	2012.26	2029.32
29"(737mm)	36"(914mm)	48"(1219mm)	JDDL-3648-JDFL	\$ 1665.51	\$ 1682.57	\$ 1702.84	\$ 1719.90
		54"(1372mm)	JDDL-3654-JDFL	1759.35	1776.41	1796.68	1813.74
		60"(1524mm)	JDDL-3660-JDFL	1853.19	1870.25	1890.52	1907.58
		66"(1676mm)	JDDL-3666-JDFL	1947.03	1964.09	1984.36	2001.42
		72"(1829mm)	JDDL-3672-JDFL	2040.87	2057.93	2078.20	2095.26
End Panel - HPL B							
29"(737mm)	24"(610mm)	48"(1219mm)	JDDL-2448-JDFL	\$ 1618.73	\$ 1635.79	\$ 1653.66	\$ 1670.72
		54"(1372mm)	JDDL-2454-JDFL	1719.89	1736.95	1754.82	1771.88
		60"(1524mm)	JDDL-2460-JDFL	1821.05	1838.11	1855.98	1873.04
		66"(1676mm)	JDDL-2466-JDFL	1922.21	1939.27	1957.14	1974.20
		72"(1829mm)	JDDL-2472-JDFL	2023.37	2040.43	2058.30	2075.36
29"(737mm)	30"(762mm)	48"(1219mm)	JDDL-3048-JDFL	\$ 1687.37	\$ 1704.43	\$ 1723.50	\$ 1740.56
		54"(1372mm)	JDDL-3054-JDFL	1788.53	1805.59	1824.66	1841.72
		60"(1524mm)	JDDL-3060-JDFL	1889.69	1906.75	1925.82	1942.88
		66"(1676mm)	JDDL-3066-JDFL	1990.85	2007.91	2026.98	2044.04
		72"(1829mm)	JDDL-3072-JDFL	2092.01	2109.07	2128.14	2145.20
29"(737mm)	36"(914mm)	48"(1219mm)	JDDL-3648-JDFL	\$ 1756.01	\$ 1773.07	\$ 1793.34	\$ 1810.40
		54"(1372mm)	JDDL-3654-JDFL	1857.17	1874.23	1894.50	1911.56
		60"(1524mm)	JDDL-3660-JDFL	1958.33	1975.39	1995.66	2012.72
		66"(1676mm)	JDDL-3666-JDFL	2059.49	2076.55	2096.82	2113.88
		72"(1829mm)	JDDL-3672-JDFL	2160.65	2177.71	2197.98	2215.04

Convergents

D-Top

Height	Depth	Width	Number	Top - HPL A Trim		Top - HPL B Trim	
				A	B	A	B
End Panel - Wood A							
29"(737mm)	24"(610mm)	48"(1219mm)	JDDL-2448-JDFW	\$ 1767.86	\$ 1784.92	\$ 1886.81	\$ 1903.87
		54"(1372mm)	JDDL-2454-JDFW	1861.70	1878.76	1980.65	1997.71
		60"(1524mm)	JDDL-2460-JDFW	1955.54	1972.60	2074.49	2091.55
		66"(1676mm)	JDDL-2466-JDFW	2049.38	2066.44	2168.33	2185.39
		72"(1829mm)	JDDL-2472-JDFW	2143.22	2160.28	2262.17	2279.23
29"(737mm)	30"(762mm)	48"(1219mm)	JDDL-3048-JDFW	\$ 1832.60	\$ 1849.66	\$ 1954.31	\$ 1971.37
		54"(1372mm)	JDDL-3054-JDFW	1926.44	1943.50	2048.15	2065.21
		60"(1524mm)	JDDL-3060-JDFW	2020.28	2037.34	2141.99	2159.05
		66"(1676mm)	JDDL-3066-JDFW	2114.12	2131.18	2235.83	2252.89
		72"(1829mm)	JDDL-3072-JDFW	2207.96	2225.02	2329.67	2346.73
29"(737mm)	36"(914mm)	48"(1219mm)	JDDL-3648-JDFW	\$ 1897.34	\$ 1914.40	\$ 2021.81	\$2038.87
		54"(1372mm)	JDDL-3654-JDFW	1991.18	2008.24	2115.65	2132.71
		60"(1524mm)	JDDL-3660-JDFW	2085.02	2102.08	2209.49	2226.55
		66"(1676mm)	JDDL-3666-JDFW	2178.86	2195.92	2303.33	2320.39
		72"(1829mm)	JDDL-3672-JDFW	2272.70	2289.76	2397.17	2414.23
End Panel - Wood B							
29"(737mm)	24"(610mm)	48"(1219mm)	JDDL-2448-JDFW	\$ 1850.56	\$ 1867.62	\$ 1969.51	\$ 1986.57
		54"(1372mm)	JDDL-2454-JDFW	1951.72	1968.78	2070.67	2087.73
		60"(1524mm)	JDDL-2460-JDFW	2052.88	2069.94	2171.83	2188.89
		66"(1676mm)	JDDL-2466-JDFW	2154.04	2171.10	2272.99	2290.05
		72"(1829mm)	JDDL-2472-JDFW	2255.20	2272.26	2374.15	2391.21
29"(737mm)	30"(762mm)	48"(1219mm)	JDDL-3048-JDFW	\$ 1919.20	\$ 1936.26	\$2040.91	\$ 2057.97
		54"(1372mm)	JDDL-3054-JDFW	2020.36	2037.42	2142.07	2159.13
		60"(1524mm)	JDDL-3060-JDFW	2121.52	2138.58	2243.23	2260.29
		66"(1676mm)	JDDL-3066-JDFW	2222.68	2239.74	2344.39	2361.45
		72"(1829mm)	JDDL-3072-JDFW	2323.84	2340.90	2445.55	2462.61
29"(737mm)	36"(914mm)	48"(1219mm)	JDDL-3648-JDFW	\$ 1987.84	\$2004.90	\$ 2112.31	\$ 2129.37
		54"(1372mm)	JDDL-3654-JDFW	2089.00	2106.06	2213.47	2230.53
		60"(1524mm)	JDDL-3660-JDFW	2190.16	2207.22	2314.63	2331.69
		66"(1676mm)	JDDL-3666-JDFW	2291.32	2308.38	2415.79	2432.85
		72"(1829mm)	JDDL-3672-JDFW	2392.48	2409.54	2516.95	2534.01

Convergenents

D-Top

Height	Depth	Width	Number	Top - Wood A Trim		Top - Wood B Trim	
				A	B	A	B
End Panel - Steel A							
29"(737mm)	24"(610mm)	48"(1219mm)	JDDW-2448-KDFS	\$ 2178.48	\$ 2195.54	\$2222.78	\$ 2239.84
		54"(1372mm)	JDDW-2454-KDFS	2299.50	2316.56	2343.80	2360.86
		60"(1524mm)	JDDW-2460-KDFS	2420.52	2437.58	2464.82	2481.88
		66"(1676mm)	JDDW-2466-KDFS	2541.54	2558.60	2585.84	2602.90
		72"(1829mm)	JDDW-2472-KDFS	2662.56	2679.62	2706.86	2723.92
29"(737mm)	30"(762mm)	48"(1219mm)	JDDW-3048-KDFS	\$2260.26	\$ 2277.32	\$ 2318.12	\$ 2335.18
		54"(1372mm)	JDDW-3054-KDFS	2381.28	2398.34	2439.14	2456.20
		60"(1524mm)	JDDW-3060-KDFS	2502.30	2519.36	2560.16	2577.22
		66"(1676mm)	JDDW-3066-KDFS	2623.32	2640.38	2681.18	2698.24
		72"(1829mm)	JDDW-3072-KDFS	2744.34	2761.40	2802.20	2819.26
29"(737mm)	36"(914mm)	48"(1219mm)	JDDW-3648-KDFS	\$2342.04	\$2359.10	\$ 2413.46	\$2430.52
		54"(1372mm)	JDDW-3654-KDFS	2463.06	2480.12	2534.48	2551.54
		60"(1524mm)	JDDW-3660-KDFS	2584.08	2601.14	2655.50	2672.56
		66"(1676mm)	JDDW-3666-KDFS	2705.10	2722.16	2776.52	2793.58
		72"(1829mm)	JDDW-3672-KDFS	2826.12	2843.18	2897.54	2914.60
End Panel - Steel B							
29"(737mm)	24"(610mm)	48"(1219mm)	JDDW-2448-KDFS	\$2300.08	\$ 2317.14	\$2344.38	\$ 2361.44
		54"(1372mm)	JDDW-2454-KDFS	2442.76	2459.82	2487.06	2504.12
		60"(1524mm)	JDDW-2460-KDFS	2585.44	2602.50	2629.74	2646.80
		66"(1676mm)	JDDW-2466-KDFS	2728.12	2745.18	2772.42	2789.48
		72"(1829mm)	JDDW-2472-KDFS	2870.80	2887.86	2915.10	2932.16
29"(737mm)	30"(762mm)	48"(1219mm)	JDDW-3048-KDFS	\$2393.86	\$ 2410.92	\$ 2451.72	\$2468.78
		54"(1372mm)	JDDW-3054-KDFS	2536.54	2553.60	2594.40	2611.46
		60"(1524mm)	JDDW-3060-KDFS	2679.22	2696.28	2737.08	2754.14
		66"(1676mm)	JDDW-3066-KDFS	2821.90	2838.96	2879.76	2896.82
		72"(1829mm)	JDDW-3072-KDFS	2964.58	2981.64	3022.44	3039.50
29"(737mm)	36"(914mm)	48"(1219mm)	JDDW-3648-KDFS	\$ 2487.64	\$2504.70	\$2559.06	\$ 2576.12
		54"(1372mm)	JDDW-3654-KDFS	2630.32	2647.38	2701.74	2718.80
		60"(1524mm)	JDDW-3660-KDFS	2773.00	2790.06	2844.42	2861.48
		66"(1676mm)	JDDW-3666-KDFS	2915.68	2932.74	2987.10	3004.16
		72"(1829mm)	JDDW-3672-KDFS	3058.36	3075.42	3129.78	3146.84

Convergenents

D-Top

Height	Depth	Width	Number	Top - Wood A Trim		Top - Wood B Trim	
				A	B	A	B
End Panel - HPL A							
29"(737mm)	24"(610mm)	48"(1219mm)	JDDW-2448-KDFL	\$2030.17	\$2047.23	\$2065.10	\$2082.16
		54"(1372mm)	JDDW-2454-KDFL	2151.19	2168.25	2186.12	2203.18
		60"(1524mm)	JDDW-2460-KDFL	2272.21	2289.27	2307.14	2324.20
		66"(1676mm)	JDDW-2466-KDFL	2393.23	2410.29	2428.16	2445.22
		72"(1829mm)	JDDW-2472-KDFL	2514.25	2531.31	2549.18	2566.24
29"(737mm)	30"(762mm)	48"(1219mm)	JDDW-3048-KDFL	\$ 2111.95	\$ 2129.01	\$ 2148.08	\$ 2165.14
		54"(1372mm)	JDDW-3054-KDFL	2232.97	2250.03	2269.10	2286.16
		60"(1524mm)	JDDW-3060-KDFL	2353.99	2371.05	2390.12	2407.18
		66"(1676mm)	JDDW-3066-KDFL	2475.01	2492.07	2511.14	2528.20
		72"(1829mm)	JDDW-3072-KDFL	2596.03	2613.09	2632.16	2649.22
29"(737mm)	36"(914mm)	48"(1219mm)	JDDW-3648-KDFL	\$ 2193.73	\$ 2210.79	\$ 2231.06	\$ 2248.12
		54"(1372mm)	JDDW-3654-KDFL	2314.75	2331.81	2352.08	2369.14
		60"(1524mm)	JDDW-3660-KDFL	2435.77	2452.83	2473.10	2490.16
		66"(1676mm)	JDDW-3666-KDFL	2556.79	2573.85	2594.12	2611.18
		72"(1829mm)	JDDW-3672-KDFL	2677.81	2694.87	2715.14	2732.20
End Panel - HPL B							
29"(737mm)	24"(610mm)	48"(1219mm)	JDDW-2448-KDFL	\$ 2151.77	\$ 2168.83	\$ 2186.70	\$ 2203.76
		54"(1372mm)	JDDW-2454-KDFL	2294.45	2311.51	2329.38	2346.44
		60"(1524mm)	JDDW-2460-KDFL	2437.13	2454.19	2472.06	2489.12
		66"(1676mm)	JDDW-2466-KDFL	2579.81	2596.87	2614.74	2631.80
		72"(1829mm)	JDDW-2472-KDFL	2722.49	2739.55	2757.42	2774.48
29"(737mm)	30"(762mm)	48"(1219mm)	JDDW-3048-KDFL	\$ 2245.55	\$ 2262.61	\$ 2281.68	\$ 2298.74
		54"(1372mm)	JDDW-3054-KDFL	2388.23	2405.29	2424.36	2441.42
		60"(1524mm)	JDDW-3060-KDFL	2530.91	2547.97	2567.04	2584.10
		66"(1676mm)	JDDW-3066-KDFL	2673.59	2690.65	2709.72	2726.78
		72"(1829mm)	JDDW-3072-KDFL	2816.27	2833.33	2852.40	2869.46
29"(737mm)	36"(914mm)	48"(1219mm)	JDDW-3648-KDFL	\$ 2339.33	\$ 2356.39	\$ 2376.66	\$ 2393.72
		54"(1372mm)	JDDW-3654-KDFL	2482.01	2499.07	2519.34	2536.40
		60"(1524mm)	JDDW-3660-KDFL	2624.69	2641.75	2662.02	2679.08
		66"(1676mm)	JDDW-3666-KDFL	2767.37	2784.43	2804.70	2821.76
		72"(1829mm)	JDDW-3672-KDFL	2910.05	2927.11	2947.38	2964.44

ConvergenTs

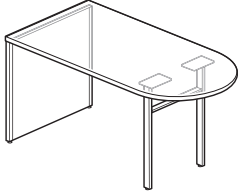
D-Top

Height	Depth	Width	Number	Top - Wood A Trim		Top - Wood B Trim	
				A	B	A	B
End Panel - Wood A							
29"(737mm)	24"(610mm)	48"(1219mm)	JDDW-2448-KDFW	\$2262.00	\$2279.06	\$2380.95	\$2398.01
		54"(1372mm)	JDDW-2454-KDFW	2383.02	2400.08	2501.97	2519.03
		60"(1524mm)	JDDW-2460-KDFW	2504.04	2521.10	2622.99	2640.05
		66"(1676mm)	JDDW-2466-KDFW	2625.06	2642.12	2744.01	2761.07
		72"(1829mm)	JDDW-2472-KDFW	2746.08	2763.14	2865.03	2882.09
29"(737mm)	30"(762mm)	48"(1219mm)	JDDW-3048-KDFW	\$2343.78	\$2360.84	\$2465.49	\$2482.55
		54"(1372mm)	JDDW-3054-KDFW	2464.80	2481.86	2586.51	2603.57
		60"(1524mm)	JDDW-3060-KDFW	2585.82	2602.88	2707.53	2724.59
		66"(1676mm)	JDDW-3066-KDFW	2706.84	2723.90	2828.55	2845.61
		72"(1829mm)	JDDW-3072-KDFW	2827.86	2844.92	2949.57	2966.63
29"(737mm)	36"(914mm)	48"(1219mm)	JDDW-3648-KDFW	\$2425.56	\$2442.62	\$2550.03	\$2567.09
		54"(1372mm)	JDDW-3654-KDFW	2546.58	2563.64	2671.05	2688.11
		60"(1524mm)	JDDW-3660-KDFW	2667.60	2684.66	2792.07	2809.13
		66"(1676mm)	JDDW-3666-KDFW	2788.62	2805.68	2913.09	2930.15
		72"(1829mm)	JDDW-3672-KDFW	2909.64	2926.70	3034.11	3051.17
End Panel - Wood B							
29"(737mm)	24"(610mm)	48"(1219mm)	JDDW-2448-KDFW	\$2383.60	\$2400.66	\$2502.55	\$2519.61
		54"(1372mm)	JDDW-2454-KDFW	2526.28	2543.34	2645.23	2662.29
		60"(1524mm)	JDDW-2460-KDFW	2668.96	2686.02	2787.91	2804.97
		66"(1676mm)	JDDW-2466-KDFW	2811.64	2828.70	2930.59	2947.65
		72"(1829mm)	JDDW-2472-KDFW	2954.32	2971.38	3073.27	3090.33
29"(737mm)	30"(762mm)	48"(1219mm)	JDDW-3048-KDFW	\$2477.38	\$2494.44	\$2599.09	\$2616.15
		54"(1372mm)	JDDW-3054-KDFW	2620.06	2637.12	2741.77	2758.83
		60"(1524mm)	JDDW-3060-KDFW	2762.74	2779.80	2884.45	2901.51
		66"(1676mm)	JDDW-3066-KDFW	2905.42	2922.48	3027.13	3044.19
		72"(1829mm)	JDDW-3072-KDFW	3048.10	3065.16	3169.81	3186.87
29"(737mm)	36"(914mm)	48"(1219mm)	JDDW-3648-KDFW	\$2571.16	\$2588.22	\$2695.63	\$2712.69
		54"(1372mm)	JDDW-3654-KDFW	2713.84	2730.90	2838.31	2855.37
		60"(1524mm)	JDDW-3660-KDFW	2856.52	2873.58	2980.99	2998.05
		66"(1676mm)	JDDW-3666-KDFW	2999.20	3016.26	3123.67	3140.73
		72"(1829mm)	JDDW-3672-KDFW	3141.88	3158.94	3266.35	3283.41

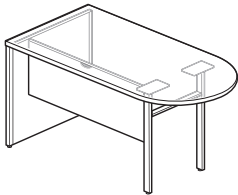
Convergen^{ts}

D-Top

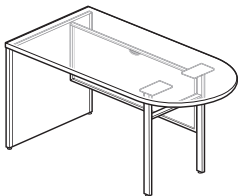
Double Support Leg



JDDL-JBFSNN
 JDDL-JBFLNN
 JDDL-JBFWNN
 JDDW-KBFSNN
 JDDW-KBFLNN
 JDDW-KBFWNN
 (Non-Handed, No Guest Modesty Panel)



JDDL-JBLSDS
 JDDL-JBLLDS
 JDDL-JBLWDS
 JDDW-KBLSDS
 JDDW-KBLLDS
 JDDW-KBLWDS
 (Left-Hand, with Guest Modesty Panel)



JDDL-JBRSDS
 JDDL-JBRLDS
 JDDL-JBRWDS
 JDDW-KBRSDS
 JDDW-KBRLDS
 JDDW-KBRWDS
 (Right-Hand, with Guest Modesty Panel)

Class FM1

Features

- Includes high-pressure laminate (HPL) or wood veneer top, steel, laminate or wood end panel, steel double support leg, and hardware for assembly and attachment to adjoining casegood.
- Available with or without guest modesty panel.
- Top has 3mm edgeband on the perimeter and 1mm edgeband on the back.
- Guest modesty panel is available with or without scallop wireway for cable management; scallop is centered at top of modesty panel.
- Glides provide 1" (25mm) adjustment range.
- Field assembled.

Specification Tips

- Not for use as a stand-alone casegood. Must be attached to a return or bridge.
- D-top is non-handed without the guest modesty panel; guest modesty panel requires left or right hand product specification.
- A separately specified Worksurface Reinforcement Channel provides worksurface reinforcement to minimize deflection. Recommended for heavily loaded worksurface applications.

To Order, Specify:

1) Product number, including:

1 Modesty Panel Orientation:

- F** Non-handed, no guest modesty panel
- L** Left-hand, guest modesty panel
- R** Right-hand, guest modesty panel

2 Modesty Panel Height:

- N** No Guest Modesty Panel
- B** 1/3 Height (add **\$90.33** list)
- D** 3/4 Height (add **\$180.68** list)
- F** Full Height (add **\$271.03** list)

3 Modesty Panel Cable Management:

- N** No Scallop
- S** Scallop

- 2) Laminate or wood color for top.
- 3) Edge trim color for top (HPL only).
- 4) End panel trim, laminate or wood finish.
- 5) End panel edge color (HPL only)
- 6) Modesty panel trim color.

ConvergenTs

D-Top

Height	Depth	Width	Number	① ② ③	Top - HPL A Trim		Top - HPL B Trim	
					A	B	A	B
End Panel - Steel - Trim A								
29"(737mm)	24"(610mm)	48"(1219mm)	JDDL-2448-JB	S ■ ■	\$ 1761.06	\$ 1786.62	\$ 1805.36	\$ 1830.92
		54"(1372mm)	JDDL-2454-JB	S ■ ■	1854.90	1880.46	1899.20	1924.76
		60"(1524mm)	JDDL-2460-JB	S ■ ■	1948.74	1974.30	1993.04	2018.60
		66"(1676mm)	JDDL-2466-JB	S ■ ■	2042.58	2068.14	2086.88	2112.44
		72"(1829mm)	JDDL-2472-JB	S ■ ■	2136.42	2161.98	2180.72	2206.28
29"(737mm)	30"(762mm)	48"(1219mm)	JDDL-3048-JB	S ■ ■	\$ 1853.08	\$ 1878.64	\$ 1910.94	\$ 1936.50
		54"(1372mm)	JDDL-3054-JB	S ■ ■	1946.92	1972.48	2004.78	2030.34
		60"(1524mm)	JDDL-3060-JB	S ■ ■	2040.76	2066.32	2098.62	2124.18
		66"(1676mm)	JDDL-3066-JB	S ■ ■	2134.60	2160.16	2192.46	2218.02
		72"(1829mm)	JDDL-3072-JB	S ■ ■	2228.44	2254.00	2286.30	2311.86
29"(737mm)	36"(914mm)	48"(1219mm)	JDDL-3648-JB	S ■ ■	\$ 1945.10	\$ 1970.66	\$ 2016.52	\$ 2042.08
		54"(1372mm)	JDDL-3654-JB	S ■ ■	2038.94	2064.50	2110.36	2135.92
		60"(1524mm)	JDDL-3660-JB	S ■ ■	2132.78	2158.34	2204.20	2229.76
		66"(1676mm)	JDDL-3666-JB	S ■ ■	2226.62	2252.18	2298.04	2323.60
		72"(1829mm)	JDDL-3672-JB	S ■ ■	2320.46	2346.02	2391.88	2417.44
End Panel - Steel - Trim B								
29"(737mm)	24"(610mm)	48"(1219mm)	JDDL-2448-JB	S ■ ■	\$ 1843.76	\$ 1869.32	\$ 1888.06	\$ 1913.62
		54"(1372mm)	JDDL-2454-JB	S ■ ■	1944.92	1970.48	1989.22	2014.78
		60"(1524mm)	JDDL-2460-JB	S ■ ■	2046.08	2071.64	2090.38	2115.94
		66"(1676mm)	JDDL-2466-JB	S ■ ■	2147.24	2172.80	2191.54	2217.10
		72"(1829mm)	JDDL-2472-JB	S ■ ■	2248.40	2273.96	2292.70	2318.26
29"(737mm)	30"(762mm)	48"(1219mm)	JDDL-3048-JB	S ■ ■	\$ 1939.68	\$ 1965.24	\$ 1997.54	\$ 2023.10
		54"(1372mm)	JDDL-3054-JB	S ■ ■	2040.84	2066.40	2098.70	2124.26
		60"(1524mm)	JDDL-3060-JB	S ■ ■	2142.00	2167.56	2199.86	2225.42
		66"(1676mm)	JDDL-3066-JB	S ■ ■	2243.16	2268.72	2301.02	2326.58
		72"(1829mm)	JDDL-3072-JB	S ■ ■	2344.32	2369.88	2402.18	2427.74
29"(737mm)	36"(914mm)	48"(1219mm)	JDDL-3648-JB	S ■ ■	\$ 2035.60	\$ 2061.16	\$ 2107.02	\$ 2132.58
		54"(1372mm)	JDDL-3654-JB	S ■ ■	2136.76	2162.32	2208.18	2233.74
		60"(1524mm)	JDDL-3660-JB	S ■ ■	2237.92	2263.48	2309.34	2334.90
		66"(1676mm)	JDDL-3666-JB	S ■ ■	2339.08	2364.64	2410.50	2436.06
		72"(1829mm)	JDDL-3672-JB	S ■ ■	2440.24	2465.80	2511.66	2537.22

Convergen^{ts}

D-Top

Height	Depth	Width	Number	① ②③	Top - HPL A Trim		Top - HPL B Trim	
					A	B	A	B
End Panel - HPL A								
29"(737mm)	24"(610mm)	48"(1219mm)	JDDL-2448-JB	L ■ ■	\$ 1612.75	\$ 1638.31	\$ 1647.68	\$ 1673.24
		54"(1372mm)	JDDL-2454-JB	L ■ ■	1706.59	1732.15	1741.52	1767.08
		60"(1524mm)	JDDL-2460-JB	L ■ ■	1800.43	1825.99	1835.36	1860.92
		66"(1676mm)	JDDL-2466-JB	L ■ ■	1894.27	1919.83	1929.20	1954.76
		72"(1829mm)	JDDL-2472-JB	L ■ ■	1988.11	2013.67	2023.04	2048.60
29"(737mm)	30"(762mm)	48"(1219mm)	JDDL-3048-JB	L ■ ■	\$ 1704.77	\$ 1730.33	\$ 1740.90	\$ 1766.46
		54"(1372mm)	JDDL-3054-JB	L ■ ■	1798.61	1824.17	1834.74	1860.30
		60"(1524mm)	JDDL-3060-JB	L ■ ■	1892.45	1918.01	1928.58	1954.14
		66"(1676mm)	JDDL-3066-JB	L ■ ■	1986.29	2011.85	2022.42	2047.98
		72"(1829mm)	JDDL-3072-JB	L ■ ■	2080.13	2105.69	2116.26	2141.82
29"(737mm)	36"(914mm)	48"(1219mm)	JDDL-3648-JB	L ■ ■	\$ 1796.79	\$ 1822.35	\$ 1834.12	\$ 1859.68
		54"(1372mm)	JDDL-3654-JB	L ■ ■	1890.63	1916.19	1927.96	1953.52
		60"(1524mm)	JDDL-3660-JB	L ■ ■	1984.47	2010.03	2021.80	2047.36
		66"(1676mm)	JDDL-3666-JB	L ■ ■	2078.31	2103.87	2115.64	2141.20
		72"(1829mm)	JDDL-3672-JB	L ■ ■	2172.15	2197.71	2209.48	2235.04
End Panel - HPL B								
29"(737mm)	24"(610mm)	48"(1219mm)	JDDL-2448-JB	L ■ ■	\$ 1695.45	\$ 1721.01	\$ 1730.38	\$ 1755.94
		54"(1372mm)	JDDL-2454-JB	L ■ ■	1796.61	1822.17	1831.54	1857.10
		60"(1524mm)	JDDL-2460-JB	L ■ ■	1897.77	1923.33	1932.70	1958.26
		66"(1676mm)	JDDL-2466-JB	L ■ ■	1998.93	2024.49	2033.86	2059.42
		72"(1829mm)	JDDL-2472-JB	L ■ ■	2100.09	2125.65	2135.02	2160.58
29"(737mm)	30"(762mm)	48"(1219mm)	JDDL-3048-JB	L ■ ■	\$ 1791.37	\$ 1816.93	\$ 1827.50	\$ 1853.06
		54"(1372mm)	JDDL-3054-JB	L ■ ■	1892.53	1918.09	1928.66	1954.22
		60"(1524mm)	JDDL-3060-JB	L ■ ■	1993.69	2019.25	2029.82	2055.38
		66"(1676mm)	JDDL-3066-JB	L ■ ■	2094.85	2120.41	2130.98	2156.54
		72"(1829mm)	JDDL-3072-JB	L ■ ■	2196.01	2221.57	2232.14	2257.70
29"(737mm)	36"(914mm)	48"(1219mm)	JDDL-3648-JB	L ■ ■	\$ 1887.29	\$ 1912.85	\$ 1924.62	\$ 1950.18
		54"(1372mm)	JDDL-3654-JB	L ■ ■	1988.45	2014.01	2025.78	2051.34
		60"(1524mm)	JDDL-3660-JB	L ■ ■	2089.61	2115.17	2126.94	2152.50
		66"(1676mm)	JDDL-3666-JB	L ■ ■	2190.77	2216.33	2228.10	2253.66
		72"(1829mm)	JDDL-3672-JB	L ■ ■	2291.93	2317.49	2329.26	2354.82

Convergen^{ts}

D-Top

Height	Depth	Width	Number	①	②③	Top - HPL A Trim		Top - HPL B Trim	
						A	B	A	B
End Panel - Wood A									
29"(737mm)	24"(610mm)	48"(1219mm)	JDDL-2448-JB	W	■ ■	\$ 1844.58	\$ 1870.14	\$ 1963.53	\$ 1989.09
		54"(1372mm)	JDDL-2454-JB	W	■ ■	1938.42	1963.98	2057.37	2082.93
		60"(1524mm)	JDDL-2460-JB	W	■ ■	2032.26	2057.82	2151.21	2176.77
		66"(1676mm)	JDDL-2466-JB	W	■ ■	2126.10	2151.66	2245.05	2270.61
		72"(1829mm)	JDDL-2472-JB	W	■ ■	2219.94	2245.50	2338.89	2364.45
29"(737mm)	30"(762mm)	48"(1219mm)	JDDL-3048-JB	W	■ ■	\$ 1936.60	\$ 1962.16	\$ 2058.31	\$ 2083.87
		54"(1372mm)	JDDL-3054-JB	W	■ ■	2030.44	2056.00	2152.15	2177.71
		60"(1524mm)	JDDL-3060-JB	W	■ ■	2124.28	2149.84	2245.99	2271.55
		66"(1676mm)	JDDL-3066-JB	W	■ ■	2218.12	2243.68	2339.83	2365.39
		72"(1829mm)	JDDL-3072-JB	W	■ ■	2311.96	2337.52	2433.67	2459.23
29"(737mm)	36"(914mm)	48"(1219mm)	JDDL-3648-JB	W	■ ■	\$ 2028.62	\$ 2054.18	\$ 2153.09	\$ 2178.65
		54"(1372mm)	JDDL-3654-JB	W	■ ■	2122.46	2148.02	2246.93	2272.49
		60"(1524mm)	JDDL-3660-JB	W	■ ■	2216.30	2241.86	2340.77	2366.33
		66"(1676mm)	JDDL-3666-JB	W	■ ■	2310.14	2335.70	2434.61	2460.17
		72"(1829mm)	JDDL-3672-JB	W	■ ■	2403.98	2429.54	2528.45	2554.01
End Panel - Wood B									
29"(737mm)	24"(610mm)	48"(1219mm)	JDDL-2448-JB	W	■ ■	\$ 1927.28	\$ 1952.84	\$ 2046.23	\$ 2071.79
		54"(1372mm)	JDDL-2454-JB	W	■ ■	2028.44	2054.00	2147.39	2172.95
		60"(1524mm)	JDDL-2460-JB	W	■ ■	2129.60	2155.16	2248.55	2274.11
		66"(1676mm)	JDDL-2466-JB	W	■ ■	2230.76	2256.32	2349.71	2375.27
		72"(1829mm)	JDDL-2472-JB	W	■ ■	2331.92	2357.48	2450.87	2476.43
29"(737mm)	30"(762mm)	48"(1219mm)	JDDL-3048-JB	W	■ ■	\$ 2023.20	\$ 2048.76	\$ 2144.91	\$ 2170.47
		54"(1372mm)	JDDL-3054-JB	W	■ ■	2124.36	2149.92	2246.07	2271.63
		60"(1524mm)	JDDL-3060-JB	W	■ ■	2225.52	2251.08	2347.23	2372.79
		66"(1676mm)	JDDL-3066-JB	W	■ ■	2326.68	2352.24	2448.39	2473.95
		72"(1829mm)	JDDL-3072-JB	W	■ ■	2427.84	2453.40	2549.55	2575.11
29"(737mm)	36"(914mm)	48"(1219mm)	JDDL-3648-JB	W	■ ■	\$ 2119.12	\$ 2144.68	\$ 2243.59	\$ 2269.15
		54"(1372mm)	JDDL-3654-JB	W	■ ■	2220.28	2245.84	2344.75	2370.31
		60"(1524mm)	JDDL-3660-JB	W	■ ■	2321.44	2347.00	2445.91	2471.47
		66"(1676mm)	JDDL-3666-JB	W	■ ■	2422.60	2448.16	2547.07	2572.63
		72"(1829mm)	JDDL-3672-JB	W	■ ■	2523.76	2549.32	2648.23	2673.79

Convergenents

D-Top

Height	Depth	Width	Number	① ②③	Top - Wood A Trim		Top - Wood B Trim	
					A	B	A	B
End Panel - Steel A								
29"(737mm)	24"(610mm)	48"(1219mm)	JDDW-2448-KB	S	\$ 2255.20	\$ 2280.76	\$ 2299.50	\$ 2325.06
		54"(1372mm)	JDDW-2454-KB	S	2376.22	2401.78	2420.52	2446.08
		60"(1524mm)	JDDW-2460-KB	S	2497.24	2522.80	2541.54	2567.10
		66"(1676mm)	JDDW-2466-KB	S	2618.26	2643.82	2662.56	2688.12
		72"(1829mm)	JDDW-2472-KB	S	2739.28	2764.84	2783.58	2809.14
29"(737mm)	30"(762mm)	48"(1219mm)	JDDW-3048-KB	S	\$ 2364.26	\$ 2389.82	\$ 2422.12	\$ 2447.68
		54"(1372mm)	JDDW-3054-KB	S	2485.28	2510.84	2543.14	2568.70
		60"(1524mm)	JDDW-3060-KB	S	2606.30	2631.86	2664.16	2689.72
		66"(1676mm)	JDDW-3066-KB	S	2727.32	2752.88	2785.18	2810.74
		72"(1829mm)	JDDW-3072-KB	S	2848.34	2873.90	2906.20	2931.76
29"(737mm)	36"(914mm)	48"(1219mm)	JDDW-3648-KB	S	\$ 2473.32	\$ 2498.88	\$ 2544.74	\$ 2570.30
		54"(1372mm)	JDDW-3654-KB	S	2594.34	2619.90	2665.76	2691.32
		60"(1524mm)	JDDW-3660-KB	S	2715.36	2740.92	2786.78	2812.34
		66"(1676mm)	JDDW-3666-KB	S	2836.38	2861.94	2907.80	2933.36
		72"(1829mm)	JDDW-3672-KB	S	2957.40	2982.96	3028.82	3054.38
End Panel - Steel B								
29"(737mm)	24"(610mm)	48"(1219mm)	JDDW-2448-KB	S	\$ 2376.80	\$ 2402.36	\$ 2421.10	\$ 2446.66
		54"(1372mm)	JDDW-2454-KB	S	2519.48	2545.04	2563.78	2589.34
		60"(1524mm)	JDDW-2460-KB	S	2662.16	2687.72	2706.46	2732.02
		66"(1676mm)	JDDW-2466-KB	S	2804.84	2830.40	2849.14	2874.70
		72"(1829mm)	JDDW-2472-KB	S	2947.52	2973.08	2991.82	3017.38
29"(737mm)	30"(762mm)	48"(1219mm)	JDDW-3048-KB	S	\$ 2497.86	\$ 2523.42	\$ 2555.72	\$ 2581.28
		54"(1372mm)	JDDW-3054-KB	S	2640.54	2666.10	2698.40	2723.96
		60"(1524mm)	JDDW-3060-KB	S	2783.22	2808.78	2841.08	2866.64
		66"(1676mm)	JDDW-3066-KB	S	2925.90	2951.46	2983.76	3009.32
		72"(1829mm)	JDDW-3072-KB	S	3068.58	3094.14	3126.44	3152.00
29"(737mm)	36"(914mm)	48"(1219mm)	JDDW-3648-KB	S	\$ 2618.92	\$ 2644.48	\$ 2690.34	\$ 2715.90
		54"(1372mm)	JDDW-3654-KB	S	2761.60	2787.16	2833.02	2858.58
		60"(1524mm)	JDDW-3660-KB	S	2904.28	2929.84	2975.70	3001.26
		66"(1676mm)	JDDW-3666-KB	S	3046.96	3072.52	3118.38	3143.94
		72"(1829mm)	JDDW-3672-KB	S	3189.64	3215.20	3261.06	3286.62

Convergenents

D-Top

Height	Depth	Width	Number	① ②③	Top - Wood A Trim		Top - Wood B Trim	
					A	B	A	B
End Panel - HPL A								
29"(737mm)	24"(610mm)	48"(1219mm)	JDDW-2448-KB	L ■ ■ ■	\$ 2106.89	\$ 2132.45	\$ 2141.82	\$ 2167.38
		54"(1372mm)	JDDW-2454-KB	L ■ ■ ■	2227.91	2253.47	2262.84	2288.40
		60"(1524mm)	JDDW-2460-KB	L ■ ■ ■	2348.93	2374.49	2383.86	2409.42
		66"(1676mm)	JDDW-2466-KB	L ■ ■ ■	2469.95	2495.51	2504.88	2530.44
		72"(1829mm)	JDDW-2472-KB	L ■ ■ ■	2590.97	2616.53	2625.90	2651.46
29"(737mm)	30"(762mm)	48"(1219mm)	JDDW-3048-KB	L ■ ■ ■	\$ 2215.95	\$ 2241.51	\$ 2252.08	\$ 2277.64
		54"(1372mm)	JDDW-3054-KB	L ■ ■ ■	2336.97	2362.53	2373.10	2398.66
		60"(1524mm)	JDDW-3060-KB	L ■ ■ ■	2457.99	2483.55	2494.12	2519.68
		66"(1676mm)	JDDW-3066-KB	L ■ ■ ■	2579.01	2604.57	2615.14	2640.70
		72"(1829mm)	JDDW-3072-KB	L ■ ■ ■	2700.03	2725.59	2736.16	2761.72
29"(737mm)	36"(914mm)	48"(1219mm)	JDDW-3648-KB	L ■ ■ ■	\$2325.01	\$2350.57	\$2362.34	\$ 2387.90
		54"(1372mm)	JDDW-3654-KB	L ■ ■ ■	2446.03	2471.59	2483.36	2508.92
		60"(1524mm)	JDDW-3660-KB	L ■ ■ ■	2567.05	2592.61	2604.38	2629.94
		66"(1676mm)	JDDW-3666-KB	L ■ ■ ■	2688.07	2713.63	2725.40	2750.96
		72"(1829mm)	JDDW-3672-KB	L ■ ■ ■	2809.09	2834.65	2846.42	2871.98
End Panel - HPL B								
29"(737mm)	24"(610mm)	48"(1219mm)	JDDW-2448-KB	L ■ ■ ■	\$2228.49	\$2254.05	\$2263.42	\$2288.98
		54"(1372mm)	JDDW-2454-KB	L ■ ■ ■	2371.17	2396.73	2406.10	2431.66
		60"(1524mm)	JDDW-2460-KB	L ■ ■ ■	2513.85	2539.41	2548.78	2574.34
		66"(1676mm)	JDDW-2466-KB	L ■ ■ ■	2656.53	2682.09	2691.46	2717.02
		72"(1829mm)	JDDW-2472-KB	L ■ ■ ■	2799.21	2824.77	2834.14	2859.70
29"(737mm)	30"(762mm)	48"(1219mm)	JDDW-3048-KB	L ■ ■ ■	\$2349.55	\$ 2375.11	\$ 2385.68	\$ 2411.24
		54"(1372mm)	JDDW-3054-KB	L ■ ■ ■	2492.23	2517.79	2528.36	2553.92
		60"(1524mm)	JDDW-3060-KB	L ■ ■ ■	2634.91	2660.47	2671.04	2696.60
		66"(1676mm)	JDDW-3066-KB	L ■ ■ ■	2777.59	2803.15	2813.72	2839.28
		72"(1829mm)	JDDW-3072-KB	L ■ ■ ■	2920.27	2945.83	2956.40	2981.96
29"(737mm)	36"(914mm)	48"(1219mm)	JDDW-3648-KB	L ■ ■ ■	\$2470.61	\$2496.17	\$ 2507.94	\$2533.50
		54"(1372mm)	JDDW-3654-KB	L ■ ■ ■	2613.29	2638.85	2650.62	2676.18
		60"(1524mm)	JDDW-3660-KB	L ■ ■ ■	2755.97	2781.53	2793.30	2818.86
		66"(1676mm)	JDDW-3666-KB	L ■ ■ ■	2898.65	2924.21	2935.98	2961.54
		72"(1829mm)	JDDW-3672-KB	L ■ ■ ■	3041.33	3066.89	3078.66	3104.22

Convergen^{ts}

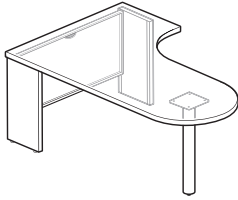
D-Top

Height	Depth	Width	Number	①	②	③	Top - Wood A Trim		Top - Wood B Trim	
							A	B	A	B
End Panel - Wood A										
29"(737mm)	24"(610mm)	48"(1219mm)	JDDW-2448-KB	W	■	■	\$ 2338.72	\$ 2364.28	\$ 2457.67	\$ 2483.23
		54"(1372mm)	JDDW-2454-KB	W	■	■	2459.74	2485.30	2578.69	2604.25
		60"(1524mm)	JDDW-2460-KB	W	■	■	2580.76	2606.32	2699.71	2725.27
		66"(1676mm)	JDDW-2466-KB	W	■	■	2701.78	2727.34	2820.73	2846.29
		72"(1829mm)	JDDW-2472-KB	W	■	■	2822.80	2848.36	2941.75	2967.31
29"(737mm)	30"(762mm)	48"(1219mm)	JDDW-3048-KB	W	■	■	\$ 2447.78	\$ 2473.34	\$ 2569.49	\$ 2595.05
		54"(1372mm)	JDDW-3054-KB	W	■	■	2568.80	2594.36	2690.51	2716.07
		60"(1524mm)	JDDW-3060-KB	W	■	■	2689.82	2715.38	2811.53	2837.09
		66"(1676mm)	JDDW-3066-KB	W	■	■	2810.84	2836.40	2932.55	2958.11
		72"(1829mm)	JDDW-3072-KB	W	■	■	2931.86	2957.42	3053.57	3079.13
29"(737mm)	36"(914mm)	48"(1219mm)	JDDW-3648-KB	W	■	■	\$ 2556.84	\$ 2582.40	\$ 2681.31	\$ 2706.87
		54"(1372mm)	JDDW-3654-KB	W	■	■	2677.86	2703.42	2802.33	2827.89
		60"(1524mm)	JDDW-3660-KB	W	■	■	2798.88	2824.44	2923.35	2948.91
		66"(1676mm)	JDDW-3666-KB	W	■	■	2919.90	2945.46	3044.37	3069.93
		72"(1829mm)	JDDW-3672-KB	W	■	■	3040.92	3066.48	3165.39	3190.95
End Panel - Wood B										
29"(737mm)	24"(610mm)	48"(1219mm)	JDDW-2448-KB	W	■	■	\$ 2460.32	\$ 2485.88	\$ 2579.27	\$ 2604.83
		54"(1372mm)	JDDW-2454-KB	W	■	■	2603.00	2628.56	2721.95	2747.51
		60"(1524mm)	JDDW-2460-KB	W	■	■	2745.68	2771.24	2864.63	2890.19
		66"(1676mm)	JDDW-2466-KB	W	■	■	2888.36	2913.92	3007.31	3032.87
		72"(1829mm)	JDDW-2472-KB	W	■	■	3031.04	3056.60	3149.99	3175.55
29"(737mm)	30"(762mm)	48"(1219mm)	JDDW-3048-KB	W	■	■	\$ 2581.38	\$ 2606.94	\$ 2703.09	\$ 2728.65
		54"(1372mm)	JDDW-3054-KB	W	■	■	2724.06	2749.62	2845.77	2871.33
		60"(1524mm)	JDDW-3060-KB	W	■	■	2866.74	2892.30	2988.45	3014.01
		66"(1676mm)	JDDW-3066-KB	W	■	■	3009.42	3034.98	3131.13	3156.69
		72"(1829mm)	JDDW-3072-KB	W	■	■	3152.10	3177.66	3273.81	3299.37
29"(737mm)	36"(914mm)	48"(1219mm)	JDDW-3648-KB	W	■	■	\$ 2702.44	\$ 2728.00	\$ 2826.91	\$ 2852.47
		54"(1372mm)	JDDW-3654-KB	W	■	■	2845.12	2870.68	2969.59	2995.15
		60"(1524mm)	JDDW-3660-KB	W	■	■	2987.80	3013.36	3112.27	3137.83
		66"(1676mm)	JDDW-3666-KB	W	■	■	3130.48	3156.04	3254.95	3280.51
		72"(1829mm)	JDDW-3672-KB	W	■	■	3273.16	3298.72	3397.63	3423.19

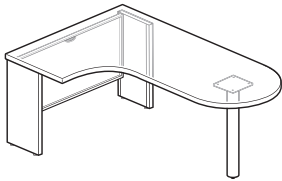
Convergenents

Curved Wrap-Around D-Top

With Column



JDVL-JDLSDS4
JDVL-JDLLDS4
JDVL-JDLWDS4
JDVW-KDLSDS4
JDVW-KDLLDS4
JDVW-KDLWDS4
(Left-Hand)



JDVL-JDRSDS4
JDVL-JDRLDS4
JDVL-JDRWDS4
JDVW-KDRSDS4
JDVW-KDRLDS4
JDVW-KDRWDS4
(Right-Hand)

Class FMI

Features

- Includes high-pressure laminate (HPL) or wood veneer top, steel, laminate or wood end panel, steel modesty panel, steel column, and hardware for assembly and attachment to adjoining casegood.
- Top has 3mm edgeband on the perimeter and 1mm edgeband on the back and straight end.
- Modesty panel is available with or without scallop wireway for cable management; scallop is centered at top of modesty panel.
- 36"(914mm)W units have a 24"(610mm) D D-end; 42"(1067mm) and 48"(1219mm)W units have a 30"(762mm)D D-end.
- Glides provide 1.5"(38mm) adjustment range.
- Field assembled.

Specification Tips

- Not for use as a stand-alone casegood. Must be attached to a return or bridge.
- A separately specified Worksurface Reinforcement Channel provides worksurface reinforcement to minimize deflection. Recommended for heavily loaded worksurface applications.

To Order, Specify:

1) Product number, including:

1 Orientation:

- L** Left-hand
- R** Right-hand

2 Modesty Panel Height:

- B** 1/3 Height
- D** 3/4 Height (add **\$90.79** list)
- F** Full Height (add **\$181.58** list)

3 Modesty Panel Cable Management:

- N** No Scallop
- S** Scallop

4 Adjoining Surface Depth:

- 3** 18"(457mm)
- 4** 24"(610mm) (add **\$99.36** list)
- 5** 30"(762mm) (add **\$198.72** list)

- 2) Laminate or wood color for top.
- 3) Edge trim color for top (HPL only).
- 4) End panel trim, laminate or wood finish.
- 5) End panel edge color (HPL only)
- 6) Modesty panel trim color.

Height	Depth	Width	Number	①	②	③	④	Top - HPL A Trim		Top - HPL B Trim	
								A	B	A	B
End Panel - Steel - Trim A											
29"(737mm)	36"(914mm)	60"(1524mm)	JDVL-3660-JD	S				\$2349.96	\$2367.09	\$2439.04	\$2456.17
		66"(1676mm)	JDVL-3666-JD	S				2449.32	2466.45	2538.40	2555.53
		72"(1829mm)	JDVL-3672-JD	S				2548.68	2565.81	2637.76	2654.89
29"(737mm)	42"(1067mm)	60"(1524mm)	JDVL-4260-JD	S				\$2466.48	\$2483.61	\$2555.56	\$2572.69
		66"(1676mm)	JDVL-4266-JD	S				2565.84	2582.97	2654.92	2672.05
		72"(1829mm)	JDVL-4272-JD	S				2665.20	2682.33	2754.28	2771.41
29"(737mm)	48"(1219mm)	60"(1524mm)	JDVL-4860-JD	S				\$2583.00	\$2600.13	\$2672.08	\$2689.21
		66"(1676mm)	JDVL-4866-JD	S				2682.36	2699.49	2771.44	2788.57
		72"(1829mm)	JDVL-4872-JD	S				2781.72	2798.85	2870.80	2887.93
End Panel - Steel - Trim B											
29"(737mm)	36"(914mm)	60"(1524mm)	JDVL-3660-JD	S				\$2448.01	\$2465.14	\$2537.09	\$2554.22
		66"(1676mm)	JDVL-3666-JD	S				2555.29	2572.42	2644.37	2661.50
		72"(1829mm)	JDVL-3672-JD	S				2662.57	2679.70	2751.65	2768.78
29"(737mm)	42"(1067mm)	60"(1524mm)	JDVL-4260-JD	S				\$2573.71	\$2590.84	\$2662.79	\$2679.92
		66"(1676mm)	JDVL-4266-JD	S				2680.99	2698.12	2770.07	2787.20
		72"(1829mm)	JDVL-4272-JD	S				2788.27	2805.40	2877.35	2894.48
29"(737mm)	48"(1219mm)	60"(1524mm)	JDVL-4860-JD	S				\$2699.41	\$2716.54	\$2788.49	\$2805.62
		66"(1676mm)	JDVL-4866-JD	S				2806.69	2823.82	2895.77	2912.90
		72"(1829mm)	JDVL-4872-JD	S				2913.97	2931.10	3003.05	3020.18

Convergenents

Curved Wrap-Around D-Top

Height	Depth	Width	Number	① ② ③ ④	Top - HPL A Trim		Top - HPL B Trim	
					A	B	A	B
End Panel - HPL A								
29"(737mm)	36"(914mm)	60"(1524mm)	JDVL-3660-JD	L	\$ 2051.94	\$2069.07	\$ 2119.63	\$ 2136.76
		66"(1676mm)	JDVL-3666-JD	L	2151.30	2168.43	2218.99	2236.12
		72"(1829mm)	JDVL-3672-JD	L	2250.66	2267.79	2318.35	2335.48
29"(737mm)	42"(1067mm)	60"(1524mm)	JDVL-4260-JD	L	\$ 2168.46	\$ 2185.59	\$2236.15	\$2253.28
		66"(1676mm)	JDVL-4266-JD	L	2267.82	2284.95	2335.51	2352.64
		72"(1829mm)	JDVL-4272-JD	L	2367.18	2384.31	2434.87	2452.00
29"(737mm)	48"(1219mm)	60"(1524mm)	JDVL-4860-JD	L	\$2284.98	\$2302.11	\$2352.67	\$2369.80
		66"(1676mm)	JDVL-4866-JD	L	2384.34	2401.47	2452.03	2469.16
		72"(1829mm)	JDVL-4872-JD	L	2483.70	2500.83	2551.39	2568.52
End Panel - HPL B								
29"(737mm)	36"(914mm)	60"(1524mm)	JDVL-3660-JD	L	\$ 2149.99	\$ 2167.12	\$ 2217.68	\$2234.81
		66"(1676mm)	JDVL-3666-JD	L	2257.27	2274.40	2324.96	2342.09
		72"(1829mm)	JDVL-3672-JD	L	2364.55	2381.68	2432.24	2449.37
29"(737mm)	42"(1067mm)	60"(1524mm)	JDVL-4260-JD	L	\$ 2275.69	\$ 2292.82	\$2343.38	\$2360.51
		66"(1676mm)	JDVL-4266-JD	L	2382.97	2400.10	2450.66	2467.79
		72"(1829mm)	JDVL-4272-JD	L	2490.25	2507.38	2557.94	2575.07
29"(737mm)	48"(1219mm)	60"(1524mm)	JDVL-4860-JD	L	\$ 2401.39	\$ 2418.52	\$2469.08	\$2486.21
		66"(1676mm)	JDVL-4866-JD	L	2508.67	2525.80	2576.36	2593.49
		72"(1829mm)	JDVL-4872-JD	L	2615.95	2633.08	2683.64	2700.77

Height	Depth	Width	Number	① ② ③ ④	Top - HPL A Trim		Top - HPL B Trim	
					A	B	A	B
End Panel - Wood A								
29"(737mm)	36"(914mm)	60"(1524mm)	JDVL-3660-JD	W	\$ 2517.80	\$2534.93	\$ 2751.34	\$ 2768.47
		66"(1676mm)	JDVL-3666-JD	W	2617.16	2634.29	2850.70	2867.83
		72"(1829mm)	JDVL-3672-JD	W	2716.52	2733.65	2950.06	2967.19
29"(737mm)	42"(1067mm)	60"(1524mm)	JDVL-4260-JD	W	\$2634.32	\$ 2651.45	\$ 2867.86	\$2884.99
		66"(1676mm)	JDVL-4266-JD	W	2733.68	2750.81	2967.22	2984.35
		72"(1829mm)	JDVL-4272-JD	W	2833.04	2850.17	3066.58	3083.71
29"(737mm)	48"(1219mm)	60"(1524mm)	JDVL-4860-JD	W	\$2750.84	\$ 2767.97	\$2984.38	\$ 3001.51
		66"(1676mm)	JDVL-4866-JD	W	2850.20	2867.33	3083.74	3100.87
		72"(1829mm)	JDVL-4872-JD	W	2949.56	2966.69	3183.10	3200.23
End Panel - Wood B								
29"(737mm)	36"(914mm)	60"(1524mm)	JDVL-3660-JD	W	\$ 2615.85	\$2632.98	\$2849.39	\$2866.52
		66"(1676mm)	JDVL-3666-JD	W	2723.13	2740.26	2956.67	2973.80
		72"(1829mm)	JDVL-3672-JD	W	2830.41	2847.54	3063.95	3081.08
29"(737mm)	42"(1067mm)	60"(1524mm)	JDVL-4260-JD	W	\$ 2741.55	\$ 2758.68	\$ 2975.09	\$2992.22
		66"(1676mm)	JDVL-4266-JD	W	2848.83	2865.96	3082.37	3099.50
		72"(1829mm)	JDVL-4272-JD	W	2956.11	2973.24	3189.65	3206.78
29"(737mm)	48"(1219mm)	60"(1524mm)	JDVL-4860-JD	W	\$2867.25	\$2884.38	\$ 3100.79	\$ 3117.92
		66"(1676mm)	JDVL-4866-JD	W	2974.53	2991.66	3208.07	3225.20
		72"(1829mm)	JDVL-4872-JD	W	3081.81	3098.94	3315.35	3332.48

Convergenents

Curved Wrap-Around D-Top

Height	Depth	Width	Number	① ②③④	Top - Wood A Trim		Top - Wood B Trim	
					A	B	A	B
End Panel - Steel A								
29"(737mm)	36"(914mm)	60"(1524mm)	JDVW-3660-KD	S	\$3028.27	\$3045.40	\$ 3117.35	\$ 3134.48
		66"(1676mm)	JDVW-3666-KD	S	3144.79	3161.92	3233.87	3251.00
		72"(1829mm)	JDVW-3672-KD	S	3261.31	3278.44	3350.39	3367.52
29"(737mm)	42"(1067mm)	60"(1524mm)	JDVW-4260-KD	S	\$ 3172.21	\$ 3189.34	\$ 3261.29	\$ 3278.42
		66"(1676mm)	JDVW-4266-KD	S	3288.73	3305.86	3377.81	3394.94
		72"(1829mm)	JDVW-4272-KD	S	3405.25	3422.38	3494.33	3511.46
29"(737mm)	48"(1219mm)	60"(1524mm)	JDVW-4860-KD	S	\$ 3316.15	\$ 3333.28	\$3405.23	\$3422.36
		66"(1676mm)	JDVW-4866-KD	S	3432.67	3449.80	3521.75	3538.88
		72"(1829mm)	JDVW-4872-KD	S	3549.19	3566.32	3638.27	3655.40
End Panel - Steel B								
29"(737mm)	36"(914mm)	60"(1524mm)	JDVW-3660-KD	S	\$ 3184.23	\$ 3201.36	\$ 3273.31	\$3290.44
		66"(1676mm)	JDVW-3666-KD	S	3321.39	3338.52	3410.47	3427.60
		72"(1829mm)	JDVW-3672-KD	S	3458.55	3475.68	3547.63	3564.76
29"(737mm)	42"(1067mm)	60"(1524mm)	JDVW-4260-KD	S	\$3353.67	\$3370.80	\$3442.75	\$3459.88
		66"(1676mm)	JDVW-4266-KD	S	3490.83	3507.96	3579.91	3597.04
		72"(1829mm)	JDVW-4272-KD	S	3627.99	3645.12	3717.07	3734.20
29"(737mm)	48"(1219mm)	60"(1524mm)	JDVW-4860-KD	S	\$3523.11	\$3540.24	\$ 3612.19	\$3629.32
		66"(1676mm)	JDVW-4866-KD	S	3660.27	3677.40	3749.35	3766.48
		72"(1829mm)	JDVW-4872-KD	S	3797.43	3814.56	3886.51	3903.64

Height	Depth	Width	Number	① ②③④	Top - Wood A Trim		Top - Wood B Trim	
					A	B	A	B
End Panel - HPL A								
29"(737mm)	36"(914mm)	60"(1524mm)	JDVW-3660-KD	L	\$2730.25	\$ 2747.38	\$ 2797.94	\$ 2815.07
		66"(1676mm)	JDVW-3666-KD	L	2846.77	2863.90	2914.46	2931.59
		72"(1829mm)	JDVW-3672-KD	L	2963.29	2980.42	3030.98	3048.11
29"(737mm)	42"(1067mm)	60"(1524mm)	JDVW-4260-KD	L	\$ 2874.19	\$ 2891.32	\$ 2941.88	\$2959.01
		66"(1676mm)	JDVW-4266-KD	L	2990.71	3007.84	3058.40	3075.53
		72"(1829mm)	JDVW-4272-KD	L	3107.23	3124.36	3174.92	3192.05
29"(737mm)	48"(1219mm)	60"(1524mm)	JDVW-4860-KD	L	\$ 3018.13	\$3035.26	\$3085.82	\$ 3102.95
		66"(1676mm)	JDVW-4866-KD	L	3134.65	3151.78	3202.34	3219.47
		72"(1829mm)	JDVW-4872-KD	L	3251.17	3268.30	3318.86	3335.99
End Panel - HPL B								
29"(737mm)	36"(914mm)	60"(1524mm)	JDVW-3660-KD	L	\$2886.21	\$2903.34	\$2953.90	\$ 2971.03
		66"(1676mm)	JDVW-3666-KD	L	3023.37	3040.50	3091.06	3108.19
		72"(1829mm)	JDVW-3672-KD	L	3160.53	3177.66	3228.22	3245.35
29"(737mm)	42"(1067mm)	60"(1524mm)	JDVW-4260-KD	L	\$3055.65	\$3072.78	\$ 3123.34	\$ 3140.47
		66"(1676mm)	JDVW-4266-KD	L	3192.81	3209.94	3260.50	3277.63
		72"(1829mm)	JDVW-4272-KD	L	3329.97	3347.10	3397.66	3414.79
29"(737mm)	48"(1219mm)	60"(1524mm)	JDVW-4860-KD	L	\$3225.09	\$3242.22	\$3292.78	\$3309.91
		66"(1676mm)	JDVW-4866-KD	L	3362.25	3379.38	3429.94	3447.07
		72"(1829mm)	JDVW-4872-KD	L	3499.41	3516.54	3567.10	3584.23

ConvergenTs

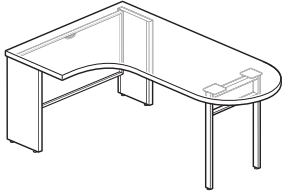
Curved Wrap-Around D-Top

Height	Depth	Width	Number	① ② ③ ④	Top - Wood A Trim		Top - Wood B Trim	
					A	B	A	B
End Panel - Wood A								
29"(737mm)	36"(914mm)	60"(1524mm)	JDVW-3660-KD	W	\$ 3196.11	\$ 3213.24	\$3429.65	\$3446.78
		66"(1676mm)	JDVW-3666-KD	W	3312.63	3329.76	3546.17	3563.30
		72"(1829mm)	JDVW-3672-KD	W	3429.15	3446.28	3662.69	3679.82
29"(737mm)	42"(1067mm)	60"(1524mm)	JDVW-4260-KD	W	\$3340.05	\$ 3357.18	\$ 3573.59	\$3590.72
		66"(1676mm)	JDVW-4266-KD	W	3456.57	3473.70	3690.11	3707.24
		72"(1829mm)	JDVW-4272-KD	W	3573.09	3590.22	3806.63	3823.76
29"(737mm)	48"(1219mm)	60"(1524mm)	JDVW-4860-KD	W	\$3483.99	\$ 3501.12	\$ 3717.53	\$ 3734.66
		66"(1676mm)	JDVW-4866-KD	W	3600.51	3617.64	3834.05	3851.18
		72"(1829mm)	JDVW-4872-KD	W	3717.03	3734.16	3950.57	3967.70
End Panel - Wood B								
29"(737mm)	36"(914mm)	60"(1524mm)	JDVW-3660-KD	W	\$ 3352.07	\$3369.20	\$3585.61	\$3602.74
		66"(1676mm)	JDVW-3666-KD	W	3489.23	3506.36	3722.77	3739.90
		72"(1829mm)	JDVW-3672-KD	W	3626.39	3643.52	3859.93	3877.06
29"(737mm)	42"(1067mm)	60"(1524mm)	JDVW-4260-KD	W	\$ 3521.51	\$3538.64	\$ 3755.05	\$ 3772.18
		66"(1676mm)	JDVW-4266-KD	W	3658.67	3675.80	3892.21	3909.34
		72"(1829mm)	JDVW-4272-KD	W	3795.83	3812.96	4029.37	4046.50
29"(737mm)	48"(1219mm)	60"(1524mm)	JDVW-4860-KD	W	\$3690.95	\$3708.08	\$3924.49	\$ 3941.62
		66"(1676mm)	JDVW-4866-KD	W	3828.11	3845.24	4061.65	4078.78
		72"(1829mm)	JDVW-4872-KD	W	3965.27	3982.40	4198.81	4215.94

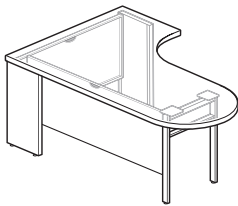
Convergenents

Curved Wrap-Around D-Top

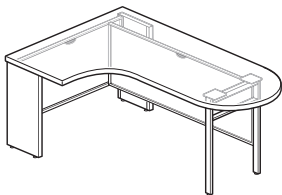
Double Support Leg



JDVL-JBRSDS4N
JDVL-JBRLDS4N
JDVL-JBRWDS4N
JDVW-KBRSDS4N
JDVW-KBRLDS4N
JDVW-KBRWDS4N
(Right-Hand, No Guest Modesty Panel)



JDVL-JBLSDS4Y
JDVL-JBLLDS4Y
JDVL-JBLWDS4Y
DVW-KBLSDS4Y
JDVW-KBLLDS4Y
JDVW-KBLWDS4Y
(Left-Hand, with Guest Modesty Panel)



JDVL-JBRSDS4Y
JDVL-JBRLDS4Y
JDVL-JBRWDS4Y
JDVW-KBRSDS4Y
JDVW-KBRLDS4Y
JDVW-KBRWDS4Y
(Right-Hand, with Guest Modesty Panel)
Class FM1

Features

- Includes high-pressure laminate (HPL) or wood veneer top, steel, laminate or wood end panels, steel modesty panel, steel double support leg, and hardware for assembly and attachment to adjoining casegood.
- Available with or without guest modesty panel.
- Top has 3mm edgeband on the perimeter and 1mm edgeband on the back and straight end.
- Modesty panel is available with or without scallop wireway for cable management; scallop is centered at top of modesty panel.
- 36"(914mm)W units have a 24"(610mm)D D-end; 42"(1067mm) and 48"(1219mm)W units have a 30"(762mm)D D-end.
- Glides provide 1"(25mm) adjustment range.
- Field assembled.

Specification Tips

- Not for use as a stand-alone casegood. Must be attached to a return or bridge.
- Optional guest modesty panel matches color, height, and cable management selections for end modesty panel.
- A separately specified Worksurface Reinforcement Channel provides worksurface reinforcement to minimize deflection. Recommended for heavily loaded worksurface applications.

To Order, Specify:

1) Product number, including:

1 Orientation:

- L** Left-hand
- R** Right-hand

2 Modesty Panel Height:

- B** 1/3 Height
- D** 3/4 Height (add **\$90.79** list)
- F** Full Height (add **\$181.58** list)

3 Modesty Panel Cable Management:

- N** No Scallop
- S** Scallop

4 Adjoining Surface Depth:

- 3** 18"(457mm)
- 4** 24"(610mm) (add **\$99.36** list)
- 5** 30"(762mm) (add **\$198.72** list)

5 Guest Modesty Panel:

- N** No Guest Modesty Panel
- Y** Guest Modesty Panel (add **\$90.76** list) for 1/3 height guest modesty panel (add **\$181.55** list) for 3/4 height guest modesty panel (add **\$272.34** list) for full height guest modesty panel)

- 2) Laminate or wood color for top.
- 3) Edge trim color for top (HPL only).
- 4) End panel trim, laminate or wood finish.
- 5) End panel edge color (HPL only)
- 6) Modesty panel trim color.

ConvergenTs

Curved Wrap-Around D-Top

Height	Depth	Width	Number	① ② ③ ④ ⑤	Top - HPL A Trim		Top - HPL B Trim		
					A	B	A	B	
End Panel - Steel - Trim A									
29"(737mm)	36"(914mm)	60"(1524mm)	JDVL-3660-JB	S	█	\$ 2427.06	\$ 2452.71	\$ 2516.14	\$ 2541.79
		66"(1676mm)	JDVL-3666-JB	S	█	2526.42	2552.07	2615.50	2641.15
		72"(1829mm)	JDVL-3672-JB	S	█	2625.78	2651.43	2714.86	2740.51
29"(737mm)	42"(1067mm)	60"(1524mm)	JDVL-4260-JB	S	█	\$2570.99	\$2596.64	\$2660.07	\$2685.72
		66"(1676mm)	JDVL-4266-JB	S	█	2670.35	2696.00	2759.43	2785.08
		72"(1829mm)	JDVL-4272-JB	S	█	2769.71	2795.36	2858.79	2884.44
29"(737mm)	48"(1219mm)	60"(1524mm)	JDVL-4860-JB	S	█	\$2687.51	\$ 2713.16	\$ 2776.59	\$2802.24
		66"(1676mm)	JDVL-4866-JB	S	█	2786.87	2812.52	2875.95	2901.60
		72"(1829mm)	JDVL-4872-JB	S	█	2886.23	2911.88	2975.31	3000.96
End Panel - Steel - Trim B									
29"(737mm)	36"(914mm)	60"(1524mm)	JDVL-3660-JB	S	█	\$2525.11	\$2550.76	\$ 2614.19	\$2639.84
		66"(1676mm)	JDVL-3666-JB	S	█	2632.39	2658.04	2721.47	2747.12
		72"(1829mm)	JDVL-3672-JB	S	█	2739.67	2765.32	2828.75	2854.40
29"(737mm)	42"(1067mm)	60"(1524mm)	JDVL-4260-JB	S	█	\$2678.22	\$2703.87	\$ 2767.30	\$2792.95
		66"(1676mm)	JDVL-4266-JB	S	█	2785.50	2811.15	2874.58	2900.23
		72"(1829mm)	JDVL-4272-JB	S	█	2892.78	2918.43	2981.86	3007.51
29"(737mm)	48"(1219mm)	60"(1524mm)	JDVL-4860-JB	S	█	\$2803.92	\$2829.57	\$2893.00	\$ 2918.65
		66"(1676mm)	JDVL-4866-JB	S	█	2911.20	2936.85	3000.28	3025.93
		72"(1829mm)	JDVL-4872-JB	S	█	3018.48	3044.13	3107.56	3133.21

Height	Depth	Width	Number	① ② ③ ④ ⑤	Top - HPL A Trim		Top - HPL B Trim		
					A	B	A	B	
End Panel - HPL A									
29"(737mm)	36"(914mm)	60"(1524mm)	JDVL-3660-JB	L	█	\$ 2129.04	\$ 2154.69	\$ 2196.73	\$2222.38
		66"(1676mm)	JDVL-3666-JB	L	█	2228.40	2254.05	2296.09	2321.74
		72"(1829mm)	JDVL-3672-JB	L	█	2327.76	2353.41	2395.45	2421.10
29"(737mm)	42"(1067mm)	60"(1524mm)	JDVL-4260-JB	L	█	\$2272.97	\$2298.62	\$2340.66	\$2366.31
		66"(1676mm)	JDVL-4266-JB	L	█	2372.33	2397.98	2440.02	2465.67
		72"(1829mm)	JDVL-4272-JB	L	█	2471.69	2497.34	2539.38	2565.03
29"(737mm)	48"(1219mm)	60"(1524mm)	JDVL-4860-JB	L	█	\$2389.49	\$ 2415.14	\$ 2457.18	\$2482.83
		66"(1676mm)	JDVL-4866-JB	L	█	2488.85	2514.50	2556.54	2582.19
		72"(1829mm)	JDVL-4872-JB	L	█	2588.21	2613.86	2655.90	2681.55
End Panel - HPL B									
29"(737mm)	36"(914mm)	60"(1524mm)	JDVL-3660-JB	L	█	\$ 2227.09	\$2252.74	\$2294.78	\$2320.43
		66"(1676mm)	JDVL-3666-JB	L	█	2334.37	2360.02	2402.06	2427.71
		72"(1829mm)	JDVL-3672-JB	L	█	2441.65	2467.30	2509.34	2534.99
29"(737mm)	42"(1067mm)	60"(1524mm)	JDVL-4260-JB	L	█	\$2380.20	\$2405.85	\$ 2447.89	\$2473.54
		66"(1676mm)	JDVL-4266-JB	L	█	2487.48	2513.13	2555.17	2580.82
		72"(1829mm)	JDVL-4272-JB	L	█	2594.76	2620.41	2662.45	2688.10
29"(737mm)	48"(1219mm)	60"(1524mm)	JDVL-4860-JB	L	█	\$2505.90	\$ 2531.55	\$ 2573.59	\$2599.24
		66"(1676mm)	JDVL-4866-JB	L	█	2613.18	2638.83	2680.87	2706.52
		72"(1829mm)	JDVL-4872-JB	L	█	2720.46	2746.11	2788.15	2813.80

ConvergenTs

Curved Wrap-Around D-Top

Height	Depth	Width	Number	① ② ③ ④ ⑤	Top - HPL A Trim		Top - HPL B Trim		
					A	B	A	B	
End Panel - Wood A									
29"(737mm)	36"(914mm)	60"(1524mm)	JDVL-3660-JB	W	■ ■ ■ ■ ■	\$2594.90	\$2620.55	\$2828.44	\$2854.09
		66"(1676mm)	JDVL-3666-JB	W	■ ■ ■ ■ ■	2694.26	2719.91	2927.80	2953.45
		72"(1829mm)	JDVL-3672-JB	W	■ ■ ■ ■ ■	2793.62	2819.27	3027.16	3052.81
29"(737mm)	42"(1067mm)	60"(1524mm)	JDVL-4260-JB	W	■ ■ ■ ■ ■	\$2738.83	\$2764.48	\$2972.37	\$2998.02
		66"(1676mm)	JDVL-4266-JB	W	■ ■ ■ ■ ■	2838.19	2863.84	3071.73	3097.38
		72"(1829mm)	JDVL-4272-JB	W	■ ■ ■ ■ ■	2937.55	2963.20	3171.09	3196.74
29"(737mm)	48"(1219mm)	60"(1524mm)	JDVL-4860-JB	W	■ ■ ■ ■ ■	\$2855.35	\$2881.00	\$3088.89	\$3114.54
		66"(1676mm)	JDVL-4866-JB	W	■ ■ ■ ■ ■	2954.71	2980.36	3188.25	3213.90
		72"(1829mm)	JDVL-4872-JB	W	■ ■ ■ ■ ■	3054.07	3079.72	3287.61	3313.26
End Panel - Wood B									
29"(737mm)	36"(914mm)	60"(1524mm)	JDVL-3660-JB	W	■ ■ ■ ■ ■	\$2692.95	\$2718.60	\$2926.49	\$2952.14
		66"(1676mm)	JDVL-3666-JB	W	■ ■ ■ ■ ■	2800.23	2825.88	3033.77	3059.42
		72"(1829mm)	JDVL-3672-JB	W	■ ■ ■ ■ ■	2907.51	2933.16	3141.05	3166.70
29"(737mm)	42"(1067mm)	60"(1524mm)	JDVL-4260-JB	W	■ ■ ■ ■ ■	\$2846.06	\$2871.71	\$3079.60	\$3105.25
		66"(1676mm)	JDVL-4266-JB	W	■ ■ ■ ■ ■	2953.34	2978.99	3186.88	3212.53
		72"(1829mm)	JDVL-4272-JB	W	■ ■ ■ ■ ■	3060.62	3086.27	3294.16	3319.81
29"(737mm)	48"(1219mm)	60"(1524mm)	JDVL-4860-JB	W	■ ■ ■ ■ ■	\$2971.76	\$2997.41	\$3205.30	\$3230.95
		66"(1676mm)	JDVL-4866-JB	W	■ ■ ■ ■ ■	3079.04	3104.69	3312.58	3338.23
		72"(1829mm)	JDVL-4872-JB	W	■ ■ ■ ■ ■	3186.32	3211.97	3419.86	3445.51

Height	Depth	Width	Number	① ② ③ ④ ⑤	Top - Wood A Trim		Top - Wood B Trim		
					A	B	A	B	
End Panel - Steel A									
29"(737mm)	36"(914mm)	60"(1524mm)	JDVW-3660-KB	S	■ ■ ■ ■ ■	\$3105.37	\$3131.02	\$3194.45	\$3220.10
		66"(1676mm)	JDVW-3666-KB	S	■ ■ ■ ■ ■	3221.89	3247.54	3310.97	3336.62
		72"(1829mm)	JDVW-3672-KB	S	■ ■ ■ ■ ■	3338.41	3364.06	3427.49	3453.14
29"(737mm)	42"(1067mm)	60"(1524mm)	JDVW-4260-KB	S	■ ■ ■ ■ ■	\$3276.72	\$3302.37	\$3365.80	\$3391.45
		66"(1676mm)	JDVW-4266-KB	S	■ ■ ■ ■ ■	3393.24	3418.89	3482.32	3507.97
		72"(1829mm)	JDVW-4272-KB	S	■ ■ ■ ■ ■	3509.76	3535.41	3598.84	3624.49
29"(737mm)	48"(1219mm)	60"(1524mm)	JDVW-4860-KB	S	■ ■ ■ ■ ■	\$3420.66	\$3446.31	\$3509.74	\$3535.39
		66"(1676mm)	JDVW-4866-KB	S	■ ■ ■ ■ ■	3537.18	3562.83	3626.26	3651.91
		72"(1829mm)	JDVW-4872-KB	S	■ ■ ■ ■ ■	3653.70	3679.35	3742.78	3768.43
End Panel - Steel B									
29"(737mm)	36"(914mm)	60"(1524mm)	JDVW-3660-KB	S	■ ■ ■ ■ ■	\$3261.33	\$3286.98	\$3350.41	\$3376.06
		66"(1676mm)	JDVW-3666-KB	S	■ ■ ■ ■ ■	3398.49	3424.14	3487.57	3513.22
		72"(1829mm)	JDVW-3672-KB	S	■ ■ ■ ■ ■	3535.65	3561.30	3624.73	3650.38
29"(737mm)	42"(1067mm)	60"(1524mm)	JDVW-4260-KB	S	■ ■ ■ ■ ■	\$3458.18	\$3483.83	\$3547.26	\$3572.91
		66"(1676mm)	JDVW-4266-KB	S	■ ■ ■ ■ ■	3595.34	3620.99	3684.42	3710.07
		72"(1829mm)	JDVW-4272-KB	S	■ ■ ■ ■ ■	3732.50	3758.15	3821.58	3847.23
29"(737mm)	48"(1219mm)	60"(1524mm)	JDVW-4860-KB	S	■ ■ ■ ■ ■	\$3627.62	\$3653.27	\$3716.70	\$3742.35
		66"(1676mm)	JDVW-4866-KB	S	■ ■ ■ ■ ■	3764.78	3790.43	3853.86	3879.51
		72"(1829mm)	JDVW-4872-KB	S	■ ■ ■ ■ ■	3901.94	3927.59	3991.02	4016.67

Convergenents

Curved Wrap-Around D-Top

Height	Depth	Width	Number	① ② ③ ④ ⑤	Top - Wood A Trim		Top - Wood B Trim	
					A	B	A	B
End Panel - HPL A								
29"(737mm)	36"(914mm)	60"(1524mm)	JDVW-3660-KB	L	\$ 2807.35	\$ 2833.00	\$ 2875.04	\$ 2900.69
		66"(1676mm)	JDVW-3666-KB	L	2923.87	2949.52	2991.56	3017.21
		72"(1829mm)	JDVW-3672-KB	L	3040.39	3066.04	3108.08	3133.73
29"(737mm)	42"(1067mm)	60"(1524mm)	JDVW-4260-KB	L	\$ 2978.70	\$ 3004.35	\$ 3046.39	\$ 3072.04
		66"(1676mm)	JDVW-4266-KB	L	3095.22	3120.87	3162.91	3188.56
		72"(1829mm)	JDVW-4272-KB	L	3211.74	3237.39	3279.43	3305.08
29"(737mm)	48"(1219mm)	60"(1524mm)	JDVW-4860-KB	L	\$ 3122.64	\$ 3148.29	\$ 3190.33	\$ 3215.98
		66"(1676mm)	JDVW-4866-KB	L	3239.16	3264.81	3306.85	3332.50
		72"(1829mm)	JDVW-4872-KB	L	3355.68	3381.33	3423.37	3449.02
End Panel - HPL B								
29"(737mm)	36"(914mm)	60"(1524mm)	JDVW-3660-KB	L	\$ 2963.31	\$ 2988.96	\$ 3031.00	\$ 3056.65
		66"(1676mm)	JDVW-3666-KB	L	3100.47	3126.12	3168.16	3193.81
		72"(1829mm)	JDVW-3672-KB	L	3237.63	3263.28	3305.32	3330.97
29"(737mm)	42"(1067mm)	60"(1524mm)	JDVW-4260-KB	L	\$ 3160.16	\$ 3185.81	\$ 3227.85	\$ 3253.50
		66"(1676mm)	JDVW-4266-KB	L	3297.32	3322.97	3365.01	3390.66
		72"(1829mm)	JDVW-4272-KB	L	3434.48	3460.13	3502.17	3527.82
29"(737mm)	48"(1219mm)	60"(1524mm)	JDVW-4860-KB	L	\$ 3329.60	\$ 3355.25	\$ 3397.29	\$ 3422.94
		66"(1676mm)	JDVW-4866-KB	L	3466.76	3492.41	3534.45	3560.10
		72"(1829mm)	JDVW-4872-KB	L	3603.92	3629.57	3671.61	3697.26

Height	Depth	Width	Number	① ② ③ ④ ⑤	Top - Wood A Trim		Top - Wood B Trim	
					A	B	A	B
End Panel - Wood A								
29"(737mm)	36"(914mm)	60"(1524mm)	JDVW-3660-KB	W	\$ 3273.21	\$ 3298.86	\$ 3506.75	\$ 3532.40
		66"(1676mm)	JDVW-3666-KB	W	3389.73	3415.38	3623.27	3648.92
		72"(1829mm)	JDVW-3672-KB	W	3506.25	3531.90	3739.79	3765.44
29"(737mm)	42"(1067mm)	60"(1524mm)	JDVW-4260-KB	W	\$ 3444.56	\$ 3470.21	\$ 3678.10	\$ 3703.75
		66"(1676mm)	JDVW-4266-KB	W	3561.08	3586.73	3794.62	3820.27
		72"(1829mm)	JDVW-4272-KB	W	3677.60	3703.25	3911.14	3936.79
29"(737mm)	48"(1219mm)	60"(1524mm)	JDVW-4860-KB	W	\$ 3588.50	\$ 3614.15	\$ 3822.04	\$ 3847.69
		66"(1676mm)	JDVW-4866-KB	W	3705.02	3730.67	3938.56	3964.21
		72"(1829mm)	JDVW-4872-KB	W	3821.54	3847.19	4055.08	4080.73
End Panel - Wood B								
29"(737mm)	36"(914mm)	60"(1524mm)	JDVW-3660-KB	W	\$ 3429.17	\$ 3454.82	\$ 3662.71	\$ 3688.36
		66"(1676mm)	JDVW-3666-KB	W	3566.33	3591.98	3799.87	3825.52
		72"(1829mm)	JDVW-3672-KB	W	3703.49	3729.14	3937.03	3962.68
29"(737mm)	42"(1067mm)	60"(1524mm)	JDVW-4260-KB	W	\$ 3626.02	\$ 3651.67	\$ 3859.56	\$ 3885.21
		66"(1676mm)	JDVW-4266-KB	W	3763.18	3788.83	3996.72	4022.37
		72"(1829mm)	JDVW-4272-KB	W	3900.34	3925.99	4133.88	4159.53
29"(737mm)	48"(1219mm)	60"(1524mm)	JDVW-4860-KB	W	\$ 3795.46	\$ 3821.11	\$ 4029.00	\$ 4054.65
		66"(1676mm)	JDVW-4866-KB	W	3932.62	3958.27	4166.16	4191.81
		72"(1829mm)	JDVW-4872-KB	W	4069.78	4095.43	4303.32	4328.97

Corners, Extended Corners, Transitional Corners

Catalog Logic

J D A L - 36 36 - J HL L B S 4 4

Product Line: _____
 (J) X Series

Product Type: _____
 (D) Casegoods Desk

Top Shape: _____
 (K) Corner
 (A) Curved Wrap-Around Corner

Top Material: _____
 (L) High-Pressure Laminate (HPL)
 (W) Wood

Width: _____
 36 - 36"(914mm)
 42 - 42"(1067mm)
 48 - 48"(1219mm)

Length: _____
 36 - 36"(914mm)
 42 - 42"(1067mm)
 48 - 48"(1219mm)
 60 - 60"(1524mm)
 72 - 72"(1829mm)

Edge Type: _____
 (J) 3mm Edgeband
 (K) 3mm Veneer Edge

Support Type: _____
 (HH) Partial-Depth End Panels, Non-Handed
 (HL) Partial-Depth End Panels, Left-Hand
 (HR) Partial-Depth End Panels, Right-Hand
 (AL) Pedestal Support Left, Partial-Depth End Panel Right
 (AR) Pedestal Support Right, Partial-Depth End Panel Left
 (FL) Full End Panel Left, Partial-Depth End Panel Right
 (FR) Full End Panel Right, Partial-Depth End Panel Left

End Panel Material: _____
 (S) Painted Steel
 (L) High-Pressure Laminate (HPL)
 (W) Wood

Modesty Panel Height: _____
 (B) 1/3 Height
 (D) 3/4 Height
 (F) Full Height

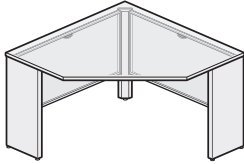
Modesty Panel Cable Management: _____
 (N) No Scallop
 (S) Scallop

Connection Depth - Left: _____
 3 - 18"(457mm)D
 4 - 24"(610mm)D
 5 - 30"(762mm)D

Connection Depth - Right: _____
 3 - 18"(457mm)D
 4 - 24"(610mm)D
 5 - 30"(762mm)D

Corners

Corner



JDKL-JHHSDS44
 JDKL-JHHLDS44
 JDKL-JHHWDS44
 JDKW-KHHS44
 JDKW-KHHLDS44
 JDKW-KHHWDS44
 Class FMI

Features

- Includes high-pressure laminate (HPL) or wood veneer top, steel, laminate or wood end panels, steel modesty panels, and hardware for assembly and attachment to adjoining casegood.
- Top has 3mm edgeband on user edge and 1mm edgeband on sides and back.
- Modesty panels are available with or without scallop wireway for cable management; scallop is centered at top of modesty panel.
- Glides provide 1.5" (38mm) adjustment range.
- Field assembled.

Specification Tips

- Not for use as a stand-alone casegood. Half end panels must be attached to a return or bridge.
- Modesty panel height, cable management, and color selections apply to both modesty panels.

To Order, Specify:

1) Product number, including:

1 Modesty Panel Height:

- B** 1/3 Height
- D** 3/4 Height (add **\$90.34** list)
- F** Full Height (add **\$180.68** list)

2 Modesty Panel Cable Management:

- N** No Scallop
- S** Scallop

- 2) Laminate or wood color for top.
- 3) Edge trim color for top (HPL only).
- 4) End panel trim, laminate or wood finish.
- 5) End panel edge color (HPL only)
- 6) Modesty panel trim color.

Width	Length	Number	①②	Top - HPL A Trim		Top - HPL B Trim	
				A	B	A	B
End Panel - Steel - Trim A							
29"(737mm)H, 18"/18"(457mm)D							
36"(914mm)	36"(914mm)	JDKL-3636-JHHS	33	\$ 1644.89	\$ 1726.71	\$ 1736.91	\$ 1818.73
42"(1067mm)	42"(1067mm)	JDKL-4242-JHHS	33	1890.35	1985.73	1982.37	2077.75
48"(1219mm)	48"(1219mm)	JDKL-4848-JHHS	33	2135.81	2244.75	2227.83	2336.77
29"(737mm)H, 24"/24"(610mm)D							
36"(914mm)	36"(914mm)	JDKL-3636-JHHS	44	\$ 1689.23	\$ 1771.05	\$ 1781.25	\$ 1863.07
42"(1067mm)	42"(1067mm)	JDKL-4242-JHHS	44	1934.69	2030.07	2026.71	2122.09
48"(1219mm)	48"(1219mm)	JDKL-4848-JHHS	44	2180.15	2289.09	2272.17	2381.11
29"(737mm)H, 30"/30"(762mm)D							
42"(1067mm)	42"(1067mm)	JDKL-4242-JHHS	55	\$ 1979.03	\$ 2074.41	\$ 2071.05	\$ 2166.43
48"(1219mm)	48"(1219mm)	JDKL-4848-JHHS	55	2224.49	2333.43	2316.51	2425.45
End Panel - Steel - Trim B							
29"(737mm)H, 18"/18"(457mm)D							
36"(914mm)	36"(914mm)	JDKL-3636-JHHS	33	\$ 1686.20	\$ 1768.02	\$ 1778.22	\$ 1860.04
42"(1067mm)	42"(1067mm)	JDKL-4242-JHHS	33	1951.34	2046.72	2043.36	2138.74
48"(1219mm)	48"(1219mm)	JDKL-4848-JHHS	33	2216.48	2325.42	2308.50	2417.44
29"(737mm)H, 24"/24"(610mm)D							
36"(914mm)	36"(914mm)	JDKL-3636-JHHS	44	\$ 1734.14	\$ 1815.96	\$ 1826.16	\$ 1907.98
42"(1067mm)	42"(1067mm)	JDKL-4242-JHHS	44	1999.28	2094.66	2091.30	2186.68
48"(1219mm)	48"(1219mm)	JDKL-4848-JHHS	44	2264.42	2373.36	2356.44	2465.38
29"(737mm)H, 30"/30"(762mm)D							
42"(1067mm)	42"(1067mm)	JDKL-4242-JHHS	55	\$ 2047.22	\$ 2142.60	\$ 2139.24	\$ 2234.62
48"(1219mm)	48"(1219mm)	JDKL-4848-JHHS	55	2312.36	2421.30	2404.38	2513.32

Corners

Corner

Width	Length	Number	①②	Top - HPL A Trim		Top - HPL B Trim	
				A	B	A	B
End Panel - HPL A							
29"(737mm)H, 18"/18"(457mm)D							
36"(914mm)	36"(914mm)	JDKL-3636-JHHL	33	\$1348.29	\$ 1430.11	\$ 1415.65	\$ 1497.47
42"(1067mm)	42"(1067mm)	JDKL-4242-JHHL	33	1593.75	1689.13	1661.11	1756.49
48"(1219mm)	48"(1219mm)	JDKL-4848-JHHL	33	1839.21	1948.15	1906.57	2015.51
29"(737mm)H, 24"/24"(610mm)D							
36"(914mm)	36"(914mm)	JDKL-3636-JHHL	44	\$1392.63	\$ 1474.45	\$ 1459.99	\$ 1541.81
42"(1067mm)	42"(1067mm)	JDKL-4242-JHHL	44	1638.09	1733.47	1705.45	1800.83
48"(1219mm)	48"(1219mm)	JDKL-4848-JHHL	44	1883.55	1992.49	1950.91	2059.85
29"(737mm)H, 30"/30"(762mm)D							
42"(1067mm)	42"(1067mm)	JDKL-4242-JHHL	55	\$1682.43	\$ 1777.81	\$ 1749.79	\$ 1845.17
48"(1219mm)	48"(1219mm)	JDKL-4848-JHHL	55	1927.89	2036.83	1995.25	2104.19

End Panel - HPL B							
29"(737mm)H, 18"/18"(457mm)D							
36"(914mm)	36"(914mm)	JDKL-3636-JHHL	33	\$1389.60	\$ 1471.42	\$ 1456.96	\$ 1538.78
42"(1067mm)	42"(1067mm)	JDKL-4242-JHHL	33	1654.74	1750.12	1722.10	1817.48
48"(1219mm)	48"(1219mm)	JDKL-4848-JHHL	33	1919.88	2028.82	1987.24	2096.18
29"(737mm)H, 24"/24"(610mm)D							
36"(914mm)	36"(914mm)	JDKL-3636-JHHL	44	\$1437.54	\$ 1519.36	\$ 1504.90	\$ 1586.72
42"(1067mm)	42"(1067mm)	JDKL-4242-JHHL	44	1702.68	1798.06	1770.04	1865.42
48"(1219mm)	48"(1219mm)	JDKL-4848-JHHL	44	1967.82	2076.76	2035.18	2144.12
29"(737mm)H, 30"/30"(762mm)D							
42"(1067mm)	42"(1067mm)	JDKL-4242-JHHL	55	\$1750.62	\$ 1846.00	\$ 1817.98	\$ 1913.36
48"(1219mm)	48"(1219mm)	JDKL-4848-JHHL	55	2015.76	2124.70	2083.12	2192.06

Width	Length	Number	①②	Top - HPL A Trim		Top - HPL B Trim	
				A	B	A	B
End Panel - Wood A							
29"(737mm)H, 18"/18"(457mm)D							
36"(914mm)	36"(914mm)	JDKL-3636-JHHW	33	\$ 1811.89	\$ 1893.71	\$2044.37	\$ 2126.19
42"(1067mm)	42"(1067mm)	JDKL-4242-JHHW	33	2057.35	2152.73	2289.83	2385.21
48"(1219mm)	48"(1219mm)	JDKL-4848-JHHW	33	2302.81	2411.75	2535.29	2644.23
29"(737mm)H, 24"/24"(610mm)D							
36"(914mm)	36"(914mm)	JDKL-3636-JHHW	44	\$ 1856.23	\$ 1938.05	\$2088.71	\$ 2170.53
42"(1067mm)	42"(1067mm)	JDKL-4242-JHHW	44	2101.69	2197.07	2334.17	2429.55
48"(1219mm)	48"(1219mm)	JDKL-4848-JHHW	44	2347.15	2456.09	2579.63	2688.57
29"(737mm)H, 30"/30"(762mm)D							
42"(1067mm)	42"(1067mm)	JDKL-4242-JHHW	55	\$ 2146.03	\$ 2241.41	\$ 2378.51	\$ 2473.89
48"(1219mm)	48"(1219mm)	JDKL-4848-JHHW	55	2391.49	2500.43	2623.97	2732.91

End Panel - Wood B							
29"(737mm)H, 18"/18"(457mm)D							
36"(914mm)	36"(914mm)	JDKL-3636-JHHW	33	\$ 1853.20	\$ 1935.02	\$2085.68	\$ 2167.50
42"(1067mm)	42"(1067mm)	JDKL-4242-JHHW	33	2118.34	2213.72	2350.82	2446.20
48"(1219mm)	48"(1219mm)	JDKL-4848-JHHW	33	2383.48	2492.42	2615.96	2724.90
29"(737mm)H, 24"/24"(610mm)D							
36"(914mm)	36"(914mm)	JDKL-3636-JHHW	44	\$ 1901.14	\$ 1982.96	\$ 2133.62	\$ 2215.44
42"(1067mm)	42"(1067mm)	JDKL-4242-JHHW	44	2166.28	2261.66	2398.76	2494.14
48"(1219mm)	48"(1219mm)	JDKL-4848-JHHW	44	2431.42	2540.36	2663.90	2772.84
29"(737mm)H, 30"/30"(762mm)D							
42"(1067mm)	42"(1067mm)	JDKL-4242-JHHW	55	\$ 2214.22	\$2309.60	\$2446.70	\$2542.08
48"(1219mm)	48"(1219mm)	JDKL-4848-JHHW	55	2479.36	2588.30	2711.84	2820.78

Corners

Corner

Width	Length	Number	①②	Top - Wood A Trim		Top - Wood B Trim	
				A	B	A	B
End Panel - Steel A							
29"(737mm)H, 18"/18"(457mm)D							
36"(914mm)	36"(914mm)	JDKW-3636-KHHS	33	\$ 2079.58	\$ 2161.40	\$ 2171.60	\$ 2253.42
42"(1067mm)	42"(1067mm)	JDKW-4242-KHHS	33	2325.04	2420.42	2417.06	2512.44
48"(1219mm)	48"(1219mm)	JDKW-4848-KHHS	33	2570.50	2679.44	2662.52	2771.46
29"(737mm)H, 24"/24"(610mm)D							
36"(914mm)	36"(914mm)	JDKW-3636-KHHS	44	\$ 2168.26	\$ 2250.08	\$ 2260.28	\$ 2342.10
42"(1067mm)	42"(1067mm)	JDKW-4242-KHHS	44	2413.72	2509.10	2505.74	2601.12
48"(1219mm)	48"(1219mm)	JDKW-4848-KHHS	44	2659.18	2768.12	2751.20	2860.14
29"(737mm)H, 30"/30"(762mm)D							
42"(1067mm)	42"(1067mm)	JDKW-4242-KHHS	55	\$ 2502.40	\$ 2597.78	\$ 2594.42	\$ 2689.80
48"(1219mm)	48"(1219mm)	JDKW-4848-KHHS	55	2747.86	2856.80	2839.88	2948.82

End Panel - Steel B							
29"(737mm)H, 18"/18"(457mm)D							
36"(914mm)	36"(914mm)	JDKW-3636-KHHS	33	\$ 2156.92	\$ 2238.74	\$ 2248.94	\$ 2330.76
42"(1067mm)	42"(1067mm)	JDKW-4242-KHHS	33	2445.94	2541.32	2537.96	2633.34
48"(1219mm)	48"(1219mm)	JDKW-4848-KHHS	33	2734.96	2843.90	2826.98	2935.92
29"(737mm)H, 24"/24"(610mm)D							
36"(914mm)	36"(914mm)	JDKW-3636-KHHS	44	\$ 2253.34	\$ 2335.16	\$ 2345.36	\$ 2427.18
42"(1067mm)	42"(1067mm)	JDKW-4242-KHHS	44	2542.36	2637.74	2634.38	2729.76
48"(1219mm)	48"(1219mm)	JDKW-4848-KHHS	44	2831.38	2940.32	2923.40	3032.34
29"(737mm)H, 30"/30"(762mm)D							
42"(1067mm)	42"(1067mm)	JDKW-4242-KHHS	55	\$ 2638.78	\$ 2734.16	\$ 2730.80	\$ 2826.18
48"(1219mm)	48"(1219mm)	JDKW-4848-KHHS	55	2927.80	3036.74	3019.82	3128.76

Width	Length	Number	①②	Top - Wood A Trim		Top - Wood B Trim	
				A	B	A	B
End Panel - HPL A							
29"(737mm)H, 18"/18"(457mm)D							
36"(914mm)	36"(914mm)	JDKW-3636-KHHL	33	\$ 1782.98	\$ 1864.80	\$ 1850.34	\$ 1932.16
42"(1067mm)	42"(1067mm)	JDKW-4242-KHHL	33	2028.44	2123.82	2095.80	2191.18
48"(1219mm)	48"(1219mm)	JDKW-4848-KHHL	33	2273.90	2382.84	2341.26	2450.20
29"(737mm)H, 24"/24"(610mm)D							
36"(914mm)	36"(914mm)	JDKW-3636-KHHL	44	\$ 1871.66	\$ 1953.48	\$ 1939.02	\$ 2020.84
42"(1067mm)	42"(1067mm)	JDKW-4242-KHHL	44	2117.12	2212.50	2184.48	2279.86
48"(1219mm)	48"(1219mm)	JDKW-4848-KHHL	44	2362.58	2471.52	2429.94	2538.88
29"(737mm)H, 30"/30"(762mm)D							
42"(1067mm)	42"(1067mm)	JDKW-4242-KHHL	55	\$ 2205.80	\$ 2301.18	\$ 2273.16	\$ 2368.54
48"(1219mm)	48"(1219mm)	JDKW-4848-KHHL	55	2451.26	2560.20	2518.62	2627.56

End Panel - HPL B							
29"(737mm)H, 18"/18"(457mm)D							
36"(914mm)	36"(914mm)	JDKW-3636-KHHL	33	\$ 1860.32	\$ 1942.14	\$ 1927.68	\$ 2009.50
42"(1067mm)	42"(1067mm)	JDKW-4242-KHHL	33	2149.34	2244.72	2216.70	2312.08
48"(1219mm)	48"(1219mm)	JDKW-4848-KHHL	33	2438.36	2547.30	2505.72	2614.66
29"(737mm)H, 24"/24"(610mm)D							
36"(914mm)	36"(914mm)	JDKW-3636-KHHL	44	\$ 1956.74	\$ 2038.56	\$ 2024.10	\$ 2105.92
42"(1067mm)	42"(1067mm)	JDKW-4242-KHHL	44	2245.76	2341.14	2313.12	2408.50
48"(1219mm)	48"(1219mm)	JDKW-4848-KHHL	44	2534.78	2643.72	2602.14	2711.08
29"(737mm)H, 30"/30"(762mm)D							
42"(1067mm)	42"(1067mm)	JDKW-4242-KHHL	55	\$ 2342.18	\$ 2437.56	\$ 2409.54	\$ 2504.92
48"(1219mm)	48"(1219mm)	JDKW-4848-KHHL	55	2631.20	2740.14	2698.56	2807.50

Corners

Corner

Width	Length	Number	①②	Top - Wood A Trim		Top - Wood B Trim	
				A	B	A	B
End Panel - Wood A							
29"(737mm)H, 18"/18"(457mm)D							
36"(914mm)	36"(914mm)	JDKW-3636-KHHW	33	\$2246.58	\$2328.40	\$2479.06	\$2560.88
42"(1067mm)	42"(1067mm)	JDKW-4242-KHHW	33	2492.04	2587.42	2724.52	2819.90
48"(1219mm)	48"(1219mm)	JDKW-4848-KHHW	33	2737.50	2846.44	2969.98	3078.92
29"(737mm)H, 24"/24"(610mm)D							
36"(914mm)	36"(914mm)	JDKW-3636-KHHW	44	\$2335.26	\$2417.08	\$2567.74	\$2649.56
42"(1067mm)	42"(1067mm)	JDKW-4242-KHHW	44	2580.72	2676.10	2813.20	2908.58
48"(1219mm)	48"(1219mm)	JDKW-4848-KHHW	44	2826.18	2935.12	3058.66	3167.60
29"(737mm)H, 30"/30"(762mm)D							
42"(1067mm)	42"(1067mm)	JDKW-4242-KHHW	55	\$2669.40	\$2764.78	\$2901.88	\$2997.26
48"(1219mm)	48"(1219mm)	JDKW-4848-KHHW	55	2914.86	3023.80	3147.34	3256.28
End Panel - Wood B							
29"(737mm)H, 18"/18"(457mm)D							
36"(914mm)	36"(914mm)	JDKW-3636-KHHW	33	\$2323.92	\$2405.74	\$2556.40	\$2638.22
42"(1067mm)	42"(1067mm)	JDKW-4242-KHHW	33	2612.94	2708.32	2845.42	2940.80
48"(1219mm)	48"(1219mm)	JDKW-4848-KHHW	33	2901.96	3010.90	3134.44	3243.38
29"(737mm)H, 24"/24"(610mm)D							
36"(914mm)	36"(914mm)	JDKW-3636-KHHW	44	\$2420.34	\$2502.16	\$2652.82	\$2734.64
42"(1067mm)	42"(1067mm)	JDKW-4242-KHHW	44	2709.36	2804.74	2941.84	3037.22
48"(1219mm)	48"(1219mm)	JDKW-4848-KHHW	44	2998.38	3107.32	3230.86	3339.80
29"(737mm)H, 30"/30"(762mm)D							
42"(1067mm)	42"(1067mm)	JDKW-4242-KHHW	55	\$2805.78	\$2901.16	\$3038.26	\$3133.64
48"(1219mm)	48"(1219mm)	JDKW-4848-KHHW	55	3094.80	3203.74	3327.28	3436.22

ConvergenTs

Curved Wrap-Around D-Top

Height	Depth	Width	Number	① ② ③ ④ ⑤	Top - HPL A Trim		Top - HPL B Trim		
					A	B	A	B	
End Panel - Wood A									
29"(737mm)	36"(914mm)	60"(1524mm)	JDVL-3660-JB	W	■	\$2594.90	\$2620.55	\$2828.44	\$2854.09
		66"(1676mm)	JDVL-3666-JB	W	■	2694.26	2719.91	2927.80	2953.45
		72"(1829mm)	JDVL-3672-JB	W	■	2793.62	2819.27	3027.16	3052.81
29"(737mm)	42"(1067mm)	60"(1524mm)	JDVL-4260-JB	W	■	\$2738.83	\$2764.48	\$2972.37	\$2998.02
		66"(1676mm)	JDVL-4266-JB	W	■	2838.19	2863.84	3071.73	3097.38
		72"(1829mm)	JDVL-4272-JB	W	■	2937.55	2963.20	3171.09	3196.74
29"(737mm)	48"(1219mm)	60"(1524mm)	JDVL-4860-JB	W	■	\$2855.35	\$2881.00	\$3088.89	\$3114.54
		66"(1676mm)	JDVL-4866-JB	W	■	2954.71	2980.36	3188.25	3213.90
		72"(1829mm)	JDVL-4872-JB	W	■	3054.07	3079.72	3287.61	3313.26
End Panel - Wood B									
29"(737mm)	36"(914mm)	60"(1524mm)	JDVL-3660-JB	W	■	\$2692.95	\$2718.60	\$2926.49	\$2952.14
		66"(1676mm)	JDVL-3666-JB	W	■	2800.23	2825.88	3033.77	3059.42
		72"(1829mm)	JDVL-3672-JB	W	■	2907.51	2933.16	3141.05	3166.70
29"(737mm)	42"(1067mm)	60"(1524mm)	JDVL-4260-JB	W	■	\$2846.06	\$2871.71	\$3079.60	\$3105.25
		66"(1676mm)	JDVL-4266-JB	W	■	2953.34	2978.99	3186.88	3212.53
		72"(1829mm)	JDVL-4272-JB	W	■	3060.62	3086.27	3294.16	3319.81
29"(737mm)	48"(1219mm)	60"(1524mm)	JDVL-4860-JB	W	■	\$2971.76	\$2997.41	\$3205.30	\$3230.95
		66"(1676mm)	JDVL-4866-JB	W	■	3079.04	3104.69	3312.58	3338.23
		72"(1829mm)	JDVL-4872-JB	W	■	3186.32	3211.97	3419.86	3445.51

Height	Depth	Width	Number	① ② ③ ④ ⑤	Top - Wood A Trim		Top - Wood B Trim		
					A	B	A	B	
End Panel - Steel A									
29"(737mm)	36"(914mm)	60"(1524mm)	JDVW-3660-KB	S	■	\$3105.37	\$3131.02	\$3194.45	\$3220.10
		66"(1676mm)	JDVW-3666-KB	S	■	3221.89	3247.54	3310.97	3336.62
		72"(1829mm)	JDVW-3672-KB	S	■	3338.41	3364.06	3427.49	3453.14
29"(737mm)	42"(1067mm)	60"(1524mm)	JDVW-4260-KB	S	■	\$3276.72	\$3302.37	\$3365.80	\$3391.45
		66"(1676mm)	JDVW-4266-KB	S	■	3393.24	3418.89	3482.32	3507.97
		72"(1829mm)	JDVW-4272-KB	S	■	3509.76	3535.41	3598.84	3624.49
29"(737mm)	48"(1219mm)	60"(1524mm)	JDVW-4860-KB	S	■	\$3420.66	\$3446.31	\$3509.74	\$3535.39
		66"(1676mm)	JDVW-4866-KB	S	■	3537.18	3562.83	3626.26	3651.91
		72"(1829mm)	JDVW-4872-KB	S	■	3653.70	3679.35	3742.78	3768.43
End Panel - Steel B									
29"(737mm)	36"(914mm)	60"(1524mm)	JDVW-3660-KB	S	■	\$3261.33	\$3286.98	\$3350.41	\$3376.06
		66"(1676mm)	JDVW-3666-KB	S	■	3398.49	3424.14	3487.57	3513.22
		72"(1829mm)	JDVW-3672-KB	S	■	3535.65	3561.30	3624.73	3650.38
29"(737mm)	42"(1067mm)	60"(1524mm)	JDVW-4260-KB	S	■	\$3458.18	\$3483.83	\$3547.26	\$3572.91
		66"(1676mm)	JDVW-4266-KB	S	■	3595.34	3620.99	3684.42	3710.07
		72"(1829mm)	JDVW-4272-KB	S	■	3732.50	3758.15	3821.58	3847.23
29"(737mm)	48"(1219mm)	60"(1524mm)	JDVW-4860-KB	S	■	\$3627.62	\$3653.27	\$3716.70	\$3742.35
		66"(1676mm)	JDVW-4866-KB	S	■	3764.78	3790.43	3853.86	3879.51
		72"(1829mm)	JDVW-4872-KB	S	■	3901.94	3927.59	3991.02	4016.67

Corners

Curved Wrap-Around Corner

Width	Length	Number	①②	Top - HPL A Trim		Top - HPL B Trim	
				A	B	A	B
End Panel - HPL A							
29"(737mm)H, 18"/18"(457mm)D							
36"(914mm)	36"(914mm)	JDAL-3636-JHHL	33	\$ 1421.58	\$ 1503.40	\$ 1488.94	\$ 1570.76
42"(1067mm)	42"(1067mm)	JDAL-4242-JHHL	33	1667.04	1762.42	1734.40	1829.78
48"(1219mm)	48"(1219mm)	JDAL-4848-JHHL	33	1912.50	2021.44	1979.86	2088.80
29"(737mm)H, 24"/24"(610mm)D							
36"(914mm)	36"(914mm)	JDAL-3636-JHHL	44	\$ 1465.92	\$ 1547.74	\$ 1533.28	\$ 1615.10
42"(1067mm)	42"(1067mm)	JDAL-4242-JHHL	44	1711.38	1806.76	1778.74	1874.12
48"(1219mm)	48"(1219mm)	JDAL-4848-JHHL	44	1956.84	2065.78	2024.20	2133.14
29"(737mm)H, 30"/30"(762mm)D							
42"(1067mm)	42"(1067mm)	JDAL-4242-JHHL	55	\$ 1755.72	\$ 1851.10	\$ 1823.08	\$ 1918.46
48"(1219mm)	48"(1219mm)	JDAL-4848-JHHL	55	2001.18	2110.12	2068.54	2177.48

End Panel - HPL B							
29"(737mm)H, 18"/18"(457mm)D							
36"(914mm)	36"(914mm)	JDAL-3636-JHHL	33	\$ 1462.89	\$ 1544.71	\$ 1530.25	\$ 1612.07
42"(1067mm)	42"(1067mm)	JDAL-4242-JHHL	33	1728.03	1823.41	1795.39	1890.77
48"(1219mm)	48"(1219mm)	JDAL-4848-JHHL	33	1993.17	2102.11	2060.53	2169.47
29"(737mm)H, 24"/24"(610mm)D							
36"(914mm)	36"(914mm)	JDAL-3636-JHHL	44	\$ 1510.83	\$ 1592.65	\$ 1578.19	\$ 1660.01
42"(1067mm)	42"(1067mm)	JDAL-4242-JHHL	44	1775.97	1871.35	1843.33	1938.71
48"(1219mm)	48"(1219mm)	JDAL-4848-JHHL	44	2041.11	2150.05	2108.47	2217.41
29"(737mm)H, 30"/30"(762mm)D							
42"(1067mm)	42"(1067mm)	JDAL-4242-JHHL	55	\$ 1823.91	\$ 1919.29	\$ 1891.27	\$ 1986.65
48"(1219mm)	48"(1219mm)	JDAL-4848-JHHL	55	2089.05	2197.99	2156.41	2265.35

Width	Length	Number	①②	Top - HPL A Trim		Top - HPL B Trim	
				A	B	A	B
End Panel - Wood A							
29"(737mm)H, 18"/18"(457mm)D							
36"(914mm)	36"(914mm)	JDAL-3636-JHHW	33	\$ 1885.18	\$ 1967.00	\$ 2117.66	\$ 2199.48
42"(1067mm)	42"(1067mm)	JDAL-4242-JHHW	33	2130.64	2226.02	2363.12	2458.50
48"(1219mm)	48"(1219mm)	JDAL-4848-JHHW	33	2376.10	2485.04	2608.58	2717.52
29"(737mm)H, 24"/24"(610mm)D							
36"(914mm)	36"(914mm)	JDAL-3636-JHHW	44	\$ 1929.52	\$ 2011.34	\$ 2162.00	\$ 2243.82
42"(1067mm)	42"(1067mm)	JDAL-4242-JHHW	44	2174.98	2270.36	2407.46	2502.84
48"(1219mm)	48"(1219mm)	JDAL-4848-JHHW	44	2420.44	2529.38	2652.92	2761.86
29"(737mm)H, 30"/30"(762mm)D							
42"(1067mm)	42"(1067mm)	JDAL-4242-JHHW	55	\$ 2219.32	\$ 2314.70	\$ 2451.80	\$ 2547.18
48"(1219mm)	48"(1219mm)	JDAL-4848-JHHW	55	2464.78	2573.72	2697.26	2806.20

End Panel - Wood B							
29"(737mm)H, 18"/18"(457mm)D							
36"(914mm)	36"(914mm)	JDAL-3636-JHHW	33	\$ 1926.49	\$2008.31	\$ 2158.97	\$2240.79
42"(1067mm)	42"(1067mm)	JDAL-4242-JHHW	33	2191.63	2287.01	2424.11	2519.49
48"(1219mm)	48"(1219mm)	JDAL-4848-JHHW	33	2456.77	2565.71	2689.25	2798.19
29"(737mm)H, 24"/24"(610mm)D							
36"(914mm)	36"(914mm)	JDAL-3636-JHHW	44	\$ 1974.43	\$2056.25	\$2206.91	\$2288.73
42"(1067mm)	42"(1067mm)	JDAL-4242-JHHW	44	2239.57	2334.95	2472.05	2567.43
48"(1219mm)	48"(1219mm)	JDAL-4848-JHHW	44	2504.71	2613.65	2737.19	2846.13
29"(737mm)H, 30"/30"(762mm)D							
42"(1067mm)	42"(1067mm)	JDAL-4242-JHHW	55	\$ 2287.51	\$ 2382.89	\$ 2519.99	\$ 2615.37
48"(1219mm)	48"(1219mm)	JDAL-4848-JHHW	55	2552.65	2661.59	2785.13	2894.07

Corners

Curved Wrap-Around Corner

Width	Length	Number	①②	Top - Wood A Trim		Top - Wood B Trim	
				A	B	A	B
End Panel - Steel A							
29"(737mm)H, 18"/18"(457mm)D							
36"(914mm)	36"(914mm)	JDAW-3636-KHHS	33	\$ 2152.87	\$ 2234.69	\$ 2244.89	\$ 2326.71
42"(1067mm)	42"(1067mm)	JDAW-4242-KHHS	33	2398.33	2493.71	2490.35	2585.73
48"(1219mm)	48"(1219mm)	JDAW-4848-KHHS	33	2643.79	2752.73	2735.81	2844.75
29"(737mm)H, 24"/24"(610mm)D							
36"(914mm)	36"(914mm)	JDAW-3636-KHHS	44	\$ 2241.55	\$ 2323.37	\$ 2333.57	\$ 2415.39
42"(1067mm)	42"(1067mm)	JDAW-4242-KHHS	44	2487.01	2582.39	2579.03	2674.41
48"(1219mm)	48"(1219mm)	JDAW-4848-KHHS	44	2732.47	2841.41	2824.49	2933.43
29"(737mm)H, 30"/30"(762mm)D							
42"(1067mm)	42"(1067mm)	JDAW-4242-KHHS	55	\$ 2575.69	\$ 2671.07	\$ 2667.71	\$ 2763.09
48"(1219mm)	48"(1219mm)	JDAW-4848-KHHS	55	2821.15	2930.09	2913.17	3022.11

End Panel - Steel B							
29"(737mm)H, 18"/18"(457mm)D							
36"(914mm)	36"(914mm)	JDAW-3636-KHHS	33	\$ 2230.21	\$ 2312.03	\$ 2322.23	\$ 2404.05
42"(1067mm)	42"(1067mm)	JDAW-4242-KHHS	33	2519.23	2614.61	2611.25	2706.63
48"(1219mm)	48"(1219mm)	JDAW-4848-KHHS	33	2808.25	2917.19	2900.27	3009.21
29"(737mm)H, 24"/24"(610mm)D							
36"(914mm)	36"(914mm)	JDAW-3636-KHHS	44	\$ 2326.63	\$ 2408.45	\$ 2418.65	\$ 2500.47
42"(1067mm)	42"(1067mm)	JDAW-4242-KHHS	44	2615.65	2711.03	2707.67	2803.05
48"(1219mm)	48"(1219mm)	JDAW-4848-KHHS	44	2904.67	3013.61	2996.69	3105.63
29"(737mm)H, 30"/30"(762mm)D							
42"(1067mm)	42"(1067mm)	JDAW-4242-KHHS	55	\$ 2712.07	\$ 2807.45	\$ 2804.09	\$ 2899.47
48"(1219mm)	48"(1219mm)	JDAW-4848-KHHS	55	3001.09	3110.03	3093.11	3202.05

Width	Length	Number	①②	Top - Wood A Trim		Top - Wood B Trim	
				A	B	A	B
End Panel - HPL A							
29"(737mm)H, 18"/18"(457mm)D							
36"(914mm)	36"(914mm)	JDAW-3636-KHHL	33	\$ 1856.27	\$ 1938.09	\$ 1923.63	\$ 2005.45
42"(1067mm)	42"(1067mm)	JDAW-4242-KHHL	33	2101.73	2197.11	2169.09	2264.47
48"(1219mm)	48"(1219mm)	JDAW-4848-KHHL	33	2347.19	2456.13	2414.55	2523.49
29"(737mm)H, 24"/24"(610mm)D							
36"(914mm)	36"(914mm)	JDAW-3636-KHHL	44	\$ 1944.95	\$ 2026.77	\$ 2012.31	\$ 2094.13
42"(1067mm)	42"(1067mm)	JDAW-4242-KHHL	44	2190.41	2285.79	2257.77	2353.15
48"(1219mm)	48"(1219mm)	JDAW-4848-KHHL	44	2435.87	2544.81	2503.23	2612.17
29"(737mm)H, 30"/30"(762mm)D							
42"(1067mm)	42"(1067mm)	JDAW-4242-KHHL	55	\$ 2279.09	\$ 2374.47	\$ 2346.45	\$ 2441.83
48"(1219mm)	48"(1219mm)	JDAW-4848-KHHL	55	2524.55	2633.49	2591.91	2700.85

End Panel - HPL B							
29"(737mm)H, 18"/18"(457mm)D							
36"(914mm)	36"(914mm)	JDAW-3636-KHHL	33	\$ 1933.61	\$ 2015.43	\$ 2000.97	\$ 2082.79
42"(1067mm)	42"(1067mm)	JDAW-4242-KHHL	33	2222.63	2318.01	2289.99	2385.37
48"(1219mm)	48"(1219mm)	JDAW-4848-KHHL	33	2511.65	2620.59	2579.01	2687.95
29"(737mm)H, 24"/24"(610mm)D							
36"(914mm)	36"(914mm)	JDAW-3636-KHHL	44	\$ 2030.03	\$ 2111.85	\$ 2097.39	\$ 2179.21
42"(1067mm)	42"(1067mm)	JDAW-4242-KHHL	44	2319.05	2414.43	2386.41	2481.79
48"(1219mm)	48"(1219mm)	JDAW-4848-KHHL	44	2608.07	2717.01	2675.43	2784.37
29"(737mm)H, 30"/30"(762mm)D							
42"(1067mm)	42"(1067mm)	JDAW-4242-KHHL	55	\$ 2415.47	\$ 2510.85	\$ 2482.83	\$ 2578.21
48"(1219mm)	48"(1219mm)	JDAW-4848-KHHL	55	2704.49	2813.43	2771.85	2880.79

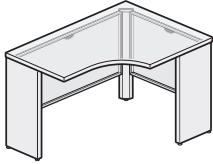
Corners

Curved Wrap-Around Corner

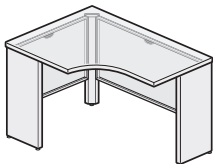
Width	Length	Number	①②	Top - Wood A Trim		Top - Wood B Trim	
				A	B	A	B
End Panel - Wood A							
29"(737mm)H, 18"/18"(457mm)D							
36"(914mm)	36"(914mm)	JDAW-3636-KHHW	33	\$ 2319.87	\$ 2401.69	\$ 2552.35	\$ 2634.17
42"(1067mm)	42"(1067mm)	JDAW-4242-KHHW	33	2565.33	2660.71	2797.81	2893.19
48"(1219mm)	48"(1219mm)	JDAW-4848-KHHW	33	2810.79	2919.73	3043.27	3152.21
29"(737mm)H, 24"/24"(610mm)D							
36"(914mm)	36"(914mm)	JDAW-3636-KHHW	44	\$2408.55	\$2490.37	\$ 2641.03	\$ 2722.85
42"(1067mm)	42"(1067mm)	JDAW-4242-KHHW	44	2654.01	2749.39	2886.49	2981.87
48"(1219mm)	48"(1219mm)	JDAW-4848-KHHW	44	2899.47	3008.41	3131.95	3240.89
29"(737mm)H, 30"/30"(762mm)D							
42"(1067mm)	42"(1067mm)	JDAW-4242-KHHW	55	\$ 2742.69	\$ 2838.07	\$ 2975.17	\$ 3070.55
48"(1219mm)	48"(1219mm)	JDAW-4848-KHHW	55	2988.15	3097.09	3220.63	3329.57
End Panel - Wood B							
29"(737mm)H, 18"/18"(457mm)D							
36"(914mm)	36"(914mm)	JDAW-3636-KHHW	33	\$ 2397.21	\$ 2479.03	\$ 2629.69	\$ 2711.51
42"(1067mm)	42"(1067mm)	JDAW-4242-KHHW	33	2686.23	2781.61	2918.71	3014.09
48"(1219mm)	48"(1219mm)	JDAW-4848-KHHW	33	2975.25	3084.19	3207.73	3316.67
29"(737mm)H, 24"/24"(610mm)D							
36"(914mm)	36"(914mm)	JDAW-3636-KHHW	44	\$2493.63	\$ 2575.45	\$ 2726.11	\$ 2807.93
42"(1067mm)	42"(1067mm)	JDAW-4242-KHHW	44	2782.65	2878.03	3015.13	3110.51
48"(1219mm)	48"(1219mm)	JDAW-4848-KHHW	44	3071.67	3180.61	3304.15	3413.09
29"(737mm)H, 30"/30"(762mm)D							
42"(1067mm)	42"(1067mm)	JDAW-4242-KHHW	55	\$ 2879.07	\$ 2974.45	\$ 3111.55	\$ 3206.93
48"(1219mm)	48"(1219mm)	JDAW-4848-KHHW	55	3168.09	3277.03	3400.57	3509.51

Extended Corners

Extended Curved Wrap-Around Corner



JDAL-JHLSDS44
JDAL-JHLLDS44
JDAL-JHLWDS44
JDAW-KHLSDS44
JDAW-KHLLDS44
JDAW-KHLWDS44
(Left-Hand)



JDAL-JHRSDS44
JDAL-JHRLDS44
JDAL-JHRWDS44
JDAW-KHRSDS44
JDAW-KHRLDS44
JDAW-KHRWDS44
(Right-Hand)
Class FMI

Features

- Includes high-pressure laminate (HPL) or wood veneer top, steel, laminate or wood end panels, steel modesty panels, and hardware for assembly and attachment to adjoining casegood.
- Top has 3mm edgeband on user edge and 1mm edgeband on sides and back.
- Modesty panels are available with or without scallop wireway for cable management; scallop is centered at top of modesty panel.
- Glides provide 1.5"(38mm) adjustment range.
- Field assembled.

Specification Tips

- Not for use as a stand-alone casegood. Half end panels must be attached to a return or bridge.
- Modesty panel height, cable management, and color selections apply to both modesty panels.

To Order, Specify:

1) Product number, including:

1 Orientation:

- L** Left-hand
- R** Right-hand

2 Modesty Panel Height:

- B** 1/3 Height
- D** 3/4 Height (add **\$90.76** list)
- F** Full Height (add **\$181.52** list)

3 Modesty Panel Cable Management:

- N** No Scallop
- S** Scallop

- 2) Laminate or wood color for top.
- 3) Edge trim color for top (HPL only).
- 4) Trim color for end panels.
- 5) Trim color for modesty panels.

Width	Length	Number	① ②③	Top - HPL A Trim		Top - HPL B Trim		
				A	B	A	B	
End Panel - Steel - Trim A								
29"(737mm)H, 18"/18"(457mm)D								
36"(914mm)	48"(1219mm)	JDAL-3648-JH	S	33	\$2158.25	\$2254.13	\$2250.69	\$2346.57
29"(737mm)H, 24"/24"(610mm)D								
36"(914mm)	48"(1219mm)	JDAL-3648-JH	S	44	\$2247.17	\$2343.05	\$2339.61	\$2435.49
End Panel - Steel - Trim B								
29"(737mm)H, 18"/18"(457mm)D								
36"(914mm)	48"(1219mm)	JDAL-3648-JH	S	33	\$2219.57	\$2315.45	\$2312.01	\$2407.89
29"(737mm)H, 24"/24"(610mm)D								
36"(914mm)	48"(1219mm)	JDAL-3648-JH	S	44	\$2315.69	\$2411.57	\$2408.13	\$2504.01
Width	Length	Number	① ②③	Top - HPL A Trim		Top - HPL B Trim		
				A	B	A	B	
End Panel - HPL A								
29"(737mm)H, 18"/18"(457mm)D								
36"(914mm)	48"(1219mm)	JDAL-3648-JH	L	33	\$1860.21	\$1956.09	\$1927.89	\$2023.77
29"(737mm)H, 24"/24"(610mm)D								
36"(914mm)	48"(1219mm)	JDAL-3648-JH	L	44	\$1949.13	\$2045.01	\$2016.81	\$2112.69
End Panel - HPL B								
29"(737mm)H, 18"/18"(457mm)D								
36"(914mm)	48"(1219mm)	JDAL-3648-JH	L	33	\$1921.53	\$2017.41	\$1989.21	\$2085.09
29"(737mm)H, 24"/24"(610mm)D								
36"(914mm)	48"(1219mm)	JDAL-3648-JH	L	44	\$2017.65	\$2113.53	\$2085.33	\$2181.21

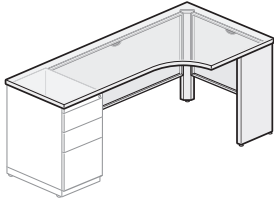
Extended Corners

Extended Curved Wrap-Around Corner

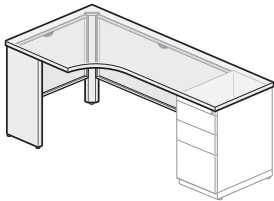
Width	Length	Number	① ② ③	Top - HPL A Trim		Top - HPL B Trim		
				A	B	A	B	
End Panel - Wood A								
29"(737mm)H, 18"/18"(457mm)D								
36"(914mm)	48"(1219mm)	JDAL-3648-JH	W	33	\$2326.07	\$ 2421.95	\$2559.63	\$2655.51
29"(737mm)H, 24"/24"(610mm)D								
36"(914mm)	48"(1219mm)	JDAL-3648-JH	W	44	\$ 2414.99	\$ 2510.87	\$2648.55	\$2744.43
End Panel - Wood B								
29"(737mm)H, 18"/18"(457mm)D								
36"(914mm)	48"(1219mm)	JDAL-3648-JH	W	33	\$ 2387.39	\$2483.27	\$2620.95	\$ 2716.83
29"(737mm)H, 24"/24"(610mm)D								
36"(914mm)	48"(1219mm)	JDAL-3648-JH	W	44	\$2483.51	\$2579.39	\$ 2717.07	\$ 2812.95
Width	Length	Number	① ② ③	Top - Wood A Trim		Top - Wood B Trim		
				A	B	A	B	
End Panel - Steel A								
29"(737mm)H, 18"/18"(457mm)D								
36"(914mm)	48"(1219mm)	JDAW-3648-KH	S	33	\$2935.82	\$3031.70	\$3028.26	\$ 3124.14
29"(737mm)H, 24"/24"(610mm)D								
36"(914mm)	48"(1219mm)	JDAW-3648-KH	S	44	\$3024.74	\$3120.62	\$ 3117.18	\$ 3213.06
End Panel - Steel B								
29"(737mm)H, 18"/18"(457mm)D								
36"(914mm)	48"(1219mm)	JDAW-3648-KH	S	33	\$ 3118.28	\$3214.16	\$ 3210.72	\$3306.60
29"(737mm)H, 24"/24"(610mm)D								
36"(914mm)	48"(1219mm)	JDAW-3648-KH	S	44	\$3223.04	\$3318.92	\$ 3315.48	\$ 3411.36
Width	Length	Number	① ② ③	Top - Wood A Trim		Top - Wood B Trim		
				A	B	A	B	
End Panel - HPL A								
29"(737mm)H, 18"/18"(457mm)D								
36"(914mm)	48"(1219mm)	JDAW-3648-KH	L	33	\$2637.78	\$ 2733.66	\$2705.46	\$ 2801.34
29"(737mm)H, 24"/24"(610mm)D								
36"(914mm)	48"(1219mm)	JDAW-3648-KH	L	44	\$2726.70	\$2822.58	\$2794.38	\$2890.26
End Panel - HPL B								
29"(737mm)H, 18"/18"(457mm)D								
36"(914mm)	48"(1219mm)	JDAW-3648-KH	L	33	\$2820.24	\$ 2916.12	\$ 2887.92	\$2983.80
29"(737mm)H, 24"/24"(610mm)D								
36"(914mm)	48"(1219mm)	JDAW-3648-KH	L	44	\$2925.00	\$3020.88	\$2992.68	\$3088.56
Width	Length	Number	① ② ③	Top - Wood A Trim		Top - Wood B Trim		
				A	B	A	B	
End Panel - Wood A								
29"(737mm)H, 18"/18"(457mm)D								
36"(914mm)	48"(1219mm)	JDAW-3648-KH	W	33	\$ 3103.64	\$ 3199.52	\$3337.20	\$3433.08
29"(737mm)H, 24"/24"(610mm)D								
36"(914mm)	48"(1219mm)	JDAW-3648-KH	W	44	\$ 3192.56	\$3288.44	\$3426.12	\$3522.00
End Panel - Wood B								
29"(737mm)H, 18"/18"(457mm)D								
36"(914mm)	48"(1219mm)	JDAW-3648-KH	W	33	\$3286.10	\$ 3381.98	\$ 3519.66	\$ 3615.54
29"(737mm)H, 24"/24"(610mm)D								
36"(914mm)	48"(1219mm)	JDAW-3648-KH	W	44	\$3390.86	\$3486.74	\$3624.42	\$3720.30

Extended Corners

Extended Curved Wrap-Around Pedestal Corner



JDAL-JALSDS44
JDAL-JALLDS44
JDAL-JALWDS44
JDAW-KALSDS44
JDAW-KALLDS44
JDAW-KALWDS44
(Left-Hand)



JDAL-JARSDS44
JDAL-JARLDS44
JDAL-JARWDS44
JDAW-KARSDS44
JDAW-KARLDS44
JDAW-KARWDS44
(Right-Hand)

Class FMI

Features

- Includes high-pressure laminate (HPL) or wood veneer top, steel, laminate or wood end panel, steel modesty panels, and hardware for assembly and attachment to adjoining casegood. (Desk pedestal not included.)
- Top has 3mm edgeband on user edge and 1mm edgeband on sides and back.
- Modesty panels are available with or without scallop wireway for cable management; scallop is centered at top of modesty panel.
- Glides provide 1"(25mm) adjustment range.
- Field assembled.

Specification Tips

- One X Series desk pedestal must be specified separately; nominal depth of desk pedestal must match nominal depth of corner top.
- Not for use as a stand-alone casegood. Half end panel must be attached to a return or bridge.
- Modesty panel height, cable management, and color selections apply to both modesty panels.

To Order, Specify:

1) Product number, including:

1 Orientation:

- L** Left-hand
- R** Right-hand

2 Modesty Panel Height:

- B** 1/3 Height
- D** 3/4 Height (add **\$90.76** list)
- F** Full Height (add **\$181.52** list)

3 Modesty Panel Cable Management:

- N** No Scallop
- S** Scallop

- 2) Laminate or wood color for top.
- 3) Edge trim color for top (HPL only).
- 4) End panel trim, laminate or wood finish.
- 5) End panel edge color (HPL only)
- 6) Modesty panel trim color.

Width	Length	Number	Top - HPL A Trim		Top - HPL B Trim	
			1	2③	A	B
End Panel - Steel - Trim A						
29"(737mm)H, 18"/18"(457mm)D						
36"(914mm)	60"(1524mm)	JDAL-3660-JA S 33	\$ 1833.04	\$ 1942.60	\$ 1879.26	\$ 1988.82
	72"(1829mm)	JDAL-3672-JA S 33	2079.88	2203.12	2126.10	2249.34
48"(1219mm)	60"(1524mm)	JDAL-4860-JA S 33	\$2079.88	\$2203.12	\$ 2126.10	\$2249.34
	72"(1829mm)	JDAL-4872-JA S 33	2326.72	2463.64	2372.94	2509.86
29"(737mm)H, 24"/24"(610mm)D						
36"(914mm)	60"(1524mm)	JDAL-3660-JA S 44	\$ 1921.96	\$ 2031.52	\$ 1968.18	\$ 2077.74
	72"(1829mm)	JDAL-3672-JA S 44	2168.80	2292.04	2215.02	2338.26
48"(1219mm)	60"(1524mm)	JDAL-4860-JA S 44	\$ 2168.80	\$2292.04	\$ 2215.02	\$2338.26
	72"(1829mm)	JDAL-4872-JA S 44	2415.64	2552.56	2461.86	2598.78
29"(737mm)H, 30"/30"(762mm)D						
48"(1219mm)	60"(1524mm)	JDAL-4860-JA S 55	\$ 2257.72	\$2380.96	\$2303.94	\$ 2427.18
	72"(1829mm)	JDAL-4872-JA S 55	2504.56	2641.48	2550.78	2687.70
End Panel - Steel - Trim B						
29"(737mm)H, 18"/18"(457mm)D						
36"(914mm)	60"(1524mm)	JDAL-3660-JA S 33	\$ 1914.16	\$2023.72	\$ 1960.38	\$2069.94
	72"(1829mm)	JDAL-3672-JA S 33	2180.80	2304.04	2227.02	2350.26
48"(1219mm)	60"(1524mm)	JDAL-4860-JA S 33	\$ 2180.80	\$2304.04	\$ 2227.02	\$2350.26
	72"(1829mm)	JDAL-4872-JA S 33	2447.44	2584.36	2493.66	2630.58
29"(737mm)H, 24"/24"(610mm)D						
36"(914mm)	60"(1524mm)	JDAL-3660-JA S 44	\$ 2010.28	\$ 2119.84	\$2056.50	\$ 2166.06
	72"(1829mm)	JDAL-3672-JA S 44	2276.92	2400.16	2323.14	2446.38
48"(1219mm)	60"(1524mm)	JDAL-4860-JA S 44	\$ 2276.92	\$2400.16	\$ 2323.14	\$2446.38
	72"(1829mm)	JDAL-4872-JA S 44	2543.56	2680.48	2589.78	2726.70
29"(737mm)H, 30"/30"(762mm)D						
48"(1219mm)	60"(1524mm)	JDAL-4860-JA S 55	\$ 2373.04	\$2496.28	\$ 2419.26	\$2542.50
	72"(1829mm)	JDAL-4872-JA S 55	2639.68	2776.60	2685.90	2822.82

Extended Corners

Extended Curved Wrap-Around Pedestal Corner

Width	Length	Number	① ② ③	Top - HPL A Trim		Top - HPL B Trim	
				A	B	A	B
End Panel - HPL A							
29"(737mm)H, 18"/18"(457mm)D							
36"(914mm)	60"(1524mm)	JDAL-3660-JA	L █ █ █ 33	\$ 1684.02	\$ 1793.58	\$ 1717.86	\$ 1827.42
	72"(1829mm)	JDAL-3672-JA	L █ █ █ 33	1930.86	2054.10	1964.70	2087.94
48"(1219mm)	60"(1524mm)	JDAL-4860-JA	L █ █ █ 33	\$ 1930.86	\$2054.10	\$ 1964.70	\$ 2087.94
	72"(1829mm)	JDAL-4872-JA	L █ █ █ 33	2177.70	2314.62	2211.54	2348.46
29"(737mm)H, 24"/24"(610mm)D							
36"(914mm)	60"(1524mm)	JDAL-3660-JA	L █ █ █ 44	\$ 1772.94	\$ 1882.50	\$ 1806.78	\$ 1916.34
	72"(1829mm)	JDAL-3672-JA	L █ █ █ 44	2019.78	2143.02	2053.62	2176.86
48"(1219mm)	60"(1524mm)	JDAL-4860-JA	L █ █ █ 44	\$ 2019.78	\$ 2143.02	\$2053.62	\$ 2176.86
	72"(1829mm)	JDAL-4872-JA	L █ █ █ 44	2266.62	2403.54	2300.46	2437.38
29"(737mm)H, 30"/30"(762mm)D							
48"(1219mm)	60"(1524mm)	JDAL-4860-JA	L █ █ █ 55	\$ 2108.70	\$ 2231.94	\$ 2142.54	\$ 2265.78
	72"(1829mm)	JDAL-4872-JA	L █ █ █ 55	2355.54	2492.46	2389.38	2526.30
End Panel - HPL B							
29"(737mm)H, 18"/18"(457mm)D							
36"(914mm)	60"(1524mm)	JDAL-3660-JA	L █ █ █ 33	\$ 1765.14	\$ 1874.70	\$ 1798.98	\$ 1908.54
	72"(1829mm)	JDAL-3672-JA	L █ █ █ 33	2031.78	2155.02	2065.62	2188.86
48"(1219mm)	60"(1524mm)	JDAL-4860-JA	L █ █ █ 33	\$ 2031.78	\$ 2155.02	\$2065.62	\$ 2188.86
	72"(1829mm)	JDAL-4872-JA	L █ █ █ 33	2298.42	2435.34	2332.26	2469.18
29"(737mm)H, 24"/24"(610mm)D							
36"(914mm)	60"(1524mm)	JDAL-3660-JA	L █ █ █ 44	\$ 1861.26	\$ 1970.82	\$ 1895.10	\$2004.66
	72"(1829mm)	JDAL-3672-JA	L █ █ █ 44	2127.90	2251.14	2161.74	2284.98
48"(1219mm)	60"(1524mm)	JDAL-4860-JA	L █ █ █ 44	\$ 2127.90	\$ 2251.14	\$ 2161.74	\$2284.98
	72"(1829mm)	JDAL-4872-JA	L █ █ █ 44	2394.54	2531.46	2428.38	2565.30
29"(737mm)H, 30"/30"(762mm)D							
48"(1219mm)	60"(1524mm)	JDAL-4860-JA	L █ █ █ 55	\$2224.02	\$ 2347.26	\$ 2257.86	\$ 2381.10
	72"(1829mm)	JDAL-4872-JA	L █ █ █ 55	2490.66	2627.58	2524.50	2661.42

Extended Corners

Extended Curved Wrap-Around Pedestal Corner

Width	Length	Number	① ②③	Top - HPL A Trim		Top - HPL B Trim		
				A	B	A	B	
End Panel - Wood A								
29"(737mm)H, 18"/18"(457mm)D								
36"(914mm)	60"(1524mm)	JDAL-3660-JA	W	33	\$ 1916.95	\$2026.51	\$2033.73	\$ 2143.29
	72"(1829mm)	JDAL-3672-JA	W	33	2163.79	2287.03	2280.57	2403.81
48"(1219mm)	60"(1524mm)	JDAL-4860-JA	W	33	\$ 2163.79	\$ 2287.03	\$2280.57	\$2403.81
	72"(1829mm)	JDAL-4872-JA	W	33	2410.63	2547.55	2527.41	2664.33
29"(737mm)H, 24"/24"(610mm)D								
36"(914mm)	60"(1524mm)	JDAL-3660-JA	W	44	\$2005.87	\$ 2115.43	\$ 2122.65	\$ 2232.21
	72"(1829mm)	JDAL-3672-JA	W	44	2252.71	2375.95	2369.49	2492.73
48"(1219mm)	60"(1524mm)	JDAL-4860-JA	W	44	\$2252.71	\$ 2375.95	\$2369.49	\$2492.73
	72"(1829mm)	JDAL-4872-JA	W	44	2499.55	2636.47	2616.33	2753.25
29"(737mm)H, 30"/30"(762mm)D								
48"(1219mm)	60"(1524mm)	JDAL-4860-JA	W	55	\$ 2341.63	\$2464.87	\$2458.41	\$ 2581.65
	72"(1829mm)	JDAL-4872-JA	W	55	2588.47	2725.39	2705.25	2842.17
End Panel - Wood B								
29"(737mm)H, 18"/18"(457mm)D								
36"(914mm)	60"(1524mm)	JDAL-3660-JA	W	33	\$ 1998.07	\$ 2107.63	\$ 2114.85	\$ 2224.41
	72"(1829mm)	JDAL-3672-JA	W	33	2264.71	2387.95	2381.49	2504.73
48"(1219mm)	60"(1524mm)	JDAL-4860-JA	W	33	\$2264.71	\$ 2387.95	\$ 2381.49	\$2504.73
	72"(1829mm)	JDAL-4872-JA	W	33	2531.35	2668.27	2648.13	2785.05
29"(737mm)H, 24"/24"(610mm)D								
36"(914mm)	60"(1524mm)	JDAL-3660-JA	W	44	\$2094.19	\$2203.75	\$ 2210.97	\$2320.53
	72"(1829mm)	JDAL-3672-JA	W	44	2360.83	2484.07	2477.61	2600.85
48"(1219mm)	60"(1524mm)	JDAL-4860-JA	W	44	\$2360.83	\$2484.07	\$ 2477.61	\$2600.85
	72"(1829mm)	JDAL-4872-JA	W	44	2627.47	2764.39	2744.25	2881.17
29"(737mm)H, 30"/30"(762mm)D								
48"(1219mm)	60"(1524mm)	JDAL-4860-JA	W	55	\$2456.95	\$2580.19	\$ 2573.73	\$2696.97
	72"(1829mm)	JDAL-4872-JA	W	55	2723.59	2860.51	2840.37	2977.29

Extended Corners

Extended Curved Wrap-Around Pedestal Corner

Width	Length	Number	① ②③	Top - Wood A Trim		Top - Wood B Trim	
				A	B	A	B
End Panel - Steel A							
29"(737mm)H, 18"/18"(457mm)D							
36"(914mm)	60"(1524mm)	JDAW-3660-KA	S ■ ■ ■ 33	\$ 2610.61	\$ 2720.17	\$2656.83	\$ 2766.39
	72"(1829mm)	JDAW-3672-KA	S ■ ■ ■ 33	2857.45	2980.69	2903.67	3026.91
48"(1219mm)	60"(1524mm)	JDAW-4860-KA	S ■ ■ ■ 33	\$ 2857.45	\$2980.69	\$2903.67	\$3026.91
	72"(1829mm)	JDAW-4872-KA	S ■ ■ ■ 33	3104.29	3241.21	3150.51	3287.43
29"(737mm)H, 24"/24"(610mm)D							
36"(914mm)	60"(1524mm)	JDAW-3660-KA	S ■ ■ ■ 44	\$2699.53	\$2809.09	\$ 2745.75	\$ 2855.31
	72"(1829mm)	JDAW-3672-KA	S ■ ■ ■ 44	2946.37	3069.61	2992.59	3115.83
48"(1219mm)	60"(1524mm)	JDAW-4860-KA	S ■ ■ ■ 44	\$2946.37	\$3069.61	\$2992.59	\$ 3115.83
	72"(1829mm)	JDAW-4872-KA	S ■ ■ ■ 44	3193.21	3330.13	3239.43	3376.35
29"(737mm)H, 30"/30"(762mm)D							
48"(1219mm)	60"(1524mm)	JDAW-4860-KA	S ■ ■ ■ 55	\$3035.29	\$ 3158.53	\$ 3081.51	\$3204.75
	72"(1829mm)	JDAW-4872-KA	S ■ ■ ■ 55	3282.13	3419.05	3328.35	3465.27
End Panel - Steel B							
29"(737mm)H, 18"/18"(457mm)D							
36"(914mm)	60"(1524mm)	JDAW-3660-KA	S ■ ■ ■ 33	\$ 2837.11	\$2946.67	\$2883.33	\$2992.89
	72"(1829mm)	JDAW-3672-KA	S ■ ■ ■ 33	3127.99	3251.23	3174.21	3297.45
48"(1219mm)	60"(1524mm)	JDAW-4860-KA	S ■ ■ ■ 33	\$ 3127.99	\$ 3251.23	\$ 3174.21	\$ 3297.45
	72"(1829mm)	JDAW-4872-KA	S ■ ■ ■ 33	3418.87	3555.79	3465.09	3602.01
29"(737mm)H, 24"/24"(610mm)D							
36"(914mm)	60"(1524mm)	JDAW-3660-KA	S ■ ■ ■ 44	\$ 2941.87	\$ 3051.43	\$2988.09	\$ 3097.65
	72"(1829mm)	JDAW-3672-KA	S ■ ■ ■ 44	3232.75	3355.99	3278.97	3402.21
48"(1219mm)	60"(1524mm)	JDAW-4860-KA	S ■ ■ ■ 44	\$3232.75	\$3355.99	\$ 3278.97	\$3402.21
	72"(1829mm)	JDAW-4872-KA	S ■ ■ ■ 44	3523.63	3660.55	3569.85	3706.77
29"(737mm)H, 30"/30"(762mm)D							
48"(1219mm)	60"(1524mm)	JDAW-4860-KA	S ■ ■ ■ 55	\$ 3337.51	\$3460.75	\$3383.73	\$3506.97
	72"(1829mm)	JDAW-4872-KA	S ■ ■ ■ 55	3628.39	3765.31	3674.61	3811.53

Extended Corners

Extended Curved Wrap-Around Pedestal Corner

Width	Length	Number	① ②③	Top - Wood A Trim		Top - Wood B Trim	
				A	B	A	B
End Panel - HPL A							
29"(737mm)H, 18"/18"(457mm)D							
36"(914mm)	60"(1524mm)	JDAW-3660-KA	L ■ ■ ■ 33	\$ 2461.59	\$ 2571.15	\$2495.43	\$2604.99
	72"(1829mm)	JDAW-3672-KA	L ■ ■ ■ 33	2708.43	2831.67	2742.27	2865.51
48"(1219mm)	60"(1524mm)	JDAW-4860-KA	L ■ ■ ■ 33	\$2708.43	\$ 2831.67	\$ 2742.27	\$2865.51
	72"(1829mm)	JDAW-4872-KA	L ■ ■ ■ 33	2955.27	3092.19	2989.11	3126.03
29"(737mm)H, 24"/24"(610mm)D							
36"(914mm)	60"(1524mm)	JDAW-3660-KA	L ■ ■ ■ 44	\$2550.51	\$2660.07	\$2584.35	\$2693.91
	72"(1829mm)	JDAW-3672-KA	L ■ ■ ■ 44	2797.35	2920.59	2831.19	2954.43
48"(1219mm)	60"(1524mm)	JDAW-4860-KA	L ■ ■ ■ 44	\$ 2797.35	\$2920.59	\$ 2831.19	\$2954.43
	72"(1829mm)	JDAW-4872-KA	L ■ ■ ■ 44	3044.19	3181.11	3078.03	3214.95
29"(737mm)H, 30"/30"(762mm)D							
48"(1219mm)	60"(1524mm)	JDAW-4860-KA	L ■ ■ ■ 55	\$2886.27	\$3009.51	\$2920.11	\$3043.35
	72"(1829mm)	JDAW-4872-KA	L ■ ■ ■ 55	3133.11	3270.03	3166.95	3303.87
End Panel - HPL B							
29"(737mm)H, 18"/18"(457mm)D							
36"(914mm)	60"(1524mm)	JDAW-3660-KA	L ■ ■ ■ 33	\$2688.09	\$ 2797.65	\$ 2721.93	\$ 2831.49
	72"(1829mm)	JDAW-3672-KA	L ■ ■ ■ 33	2978.97	3102.21	3012.81	3136.05
48"(1219mm)	60"(1524mm)	JDAW-4860-KA	L ■ ■ ■ 33	\$ 2978.97	\$ 3102.21	\$ 3012.81	\$ 3136.05
	72"(1829mm)	JDAW-4872-KA	L ■ ■ ■ 33	3269.85	3406.77	3303.69	3440.61
29"(737mm)H, 24"/24"(610mm)D							
36"(914mm)	60"(1524mm)	JDAW-3660-KA	L ■ ■ ■ 44	\$ 2792.85	\$2902.41	\$2826.69	\$2936.25
	72"(1829mm)	JDAW-3672-KA	L ■ ■ ■ 44	3083.73	3206.97	3117.57	3240.81
48"(1219mm)	60"(1524mm)	JDAW-4860-KA	L ■ ■ ■ 44	\$3083.73	\$3206.97	\$ 3117.57	\$3240.81
	72"(1829mm)	JDAW-4872-KA	L ■ ■ ■ 44	3374.61	3511.53	3408.45	3545.37
29"(737mm)H, 30"/30"(762mm)D							
48"(1219mm)	60"(1524mm)	JDAW-4860-KA	L ■ ■ ■ 55	\$ 3188.49	\$ 3311.73	\$ 3222.33	\$3345.57
	72"(1829mm)	JDAW-4872-KA	L ■ ■ ■ 55	3479.37	3616.29	3513.21	3650.13

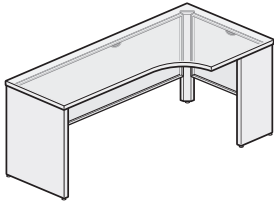
Extended Corners

Extended Curved Wrap-Around Pedestal Corner

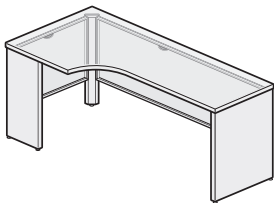
Width	Length	Number	① ② ③	Top - Wood A Trim		Top - Wood B Trim		
				A	B	A	B	
End Panel - Wood A								
29"(737mm)H, 18"/18"(457mm)D								
36"(914mm)	60"(1524mm)	JDAW-3660-KA	W	33	\$2694.52	\$2804.08	\$ 2811.30	\$2920.86
	72"(1829mm)	JDAW-3672-KA	W	33	2941.36	3064.60	3058.14	3181.38
48"(1219mm)	60"(1524mm)	JDAW-4860-KA	W	33	\$ 2941.36	\$3064.60	\$3058.14	\$ 3181.38
	72"(1829mm)	JDAW-4872-KA	W	33	3188.20	3325.12	3304.98	3441.90
29"(737mm)H, 24"/24"(610mm)D								
36"(914mm)	60"(1524mm)	JDAW-3660-KA	W	44	\$ 2783.44	\$2893.00	\$2900.22	\$3009.78
	72"(1829mm)	JDAW-3672-KA	W	44	3030.28	3153.52	3147.06	3270.30
48"(1219mm)	60"(1524mm)	JDAW-4860-KA	W	44	\$3030.28	\$ 3153.52	\$ 3147.06	\$ 3270.30
	72"(1829mm)	JDAW-4872-KA	W	44	3277.12	3414.04	3393.90	3530.82
29"(737mm)H, 30"/30"(762mm)D								
48"(1219mm)	60"(1524mm)	JDAW-4860-KA	W	55	\$ 3119.20	\$3242.44	\$ 3235.98	\$ 3359.22
	72"(1829mm)	JDAW-4872-KA	W	55	3366.04	3502.96	3482.82	3619.74
End Panel - Wood B								
29"(737mm)H, 18"/18"(457mm)D								
36"(914mm)	60"(1524mm)	JDAW-3660-KA	W	33	\$ 2921.02	\$3030.58	\$ 3037.80	\$ 3147.36
	72"(1829mm)	JDAW-3672-KA	W	33	3211.90	3335.14	3328.68	3451.92
48"(1219mm)	60"(1524mm)	JDAW-4860-KA	W	33	\$ 3211.90	\$ 3335.14	\$ 3328.68	\$ 3451.92
	72"(1829mm)	JDAW-4872-KA	W	33	3502.78	3639.70	3619.56	3756.48
29"(737mm)H, 24"/24"(610mm)D								
36"(914mm)	60"(1524mm)	JDAW-3660-KA	W	44	\$3025.78	\$ 3135.34	\$ 3142.56	\$ 3252.12
	72"(1829mm)	JDAW-3672-KA	W	44	3316.66	3439.90	3433.44	3556.68
48"(1219mm)	60"(1524mm)	JDAW-4860-KA	W	44	\$ 3316.66	\$3439.90	\$3433.44	\$3556.68
	72"(1829mm)	JDAW-4872-KA	W	44	3607.54	3744.46	3724.32	3861.24
29"(737mm)H, 30"/30"(762mm)D								
48"(1219mm)	60"(1524mm)	JDAW-4860-KA	W	55	\$ 3421.42	\$3544.66	\$ 3538.20	\$ 3661.44
	72"(1829mm)	JDAW-4872-KA	W	55	3712.30	3849.22	3829.08	3966.00

Extended Corners

Extended Curved Wrap-Around Corner



JDAL-JFLS44
JDAL-JFLDS44
JDAL-JFLWDS44
JDAW-KFLS44
JDAW-KFLDS44
JDAW-KFLWDS44
(Left-Hand)



JDAL-JFRS44
JDAL-JFRDS44
JDAL-JFRWDS44
JDAW-KFRS44
JDAW-KFRDS44
JDAW-KFRWDS44
(Right-Hand)

Class FMI

Features

- Includes high-pressure laminate (HPL) or wood veneer top, steel, laminate or wood end panels, steel modesty panels, and hardware for assembly and attachment to adjoining casegood.
- Top has 3mm edgeband on user edge and 1mm edgeband on sides and back.
- Modesty panels are available with or without scallop wireway for cable management; scallop is centered at top of modesty panel.
- Glides provide 1.5" (38mm) adjustment range.
- Field assembled.

Specification Tips

- Not for use as a stand-alone casegood. Half end panel must be attached to a return or bridge.
- Modesty panel height, cable management, and color selections apply to both modesty panels.
- When placing a mobile, attached, or suspended pedestal inside the corner, pedestal depth must be at least 6" (152mm) less than nominal depth of top. See table.

Corner/Pedestal Nominal Depths

Corner Depth	Pedestal Depth
18" (457mm)	N/A
24" (610mm)	18" (457mm)
30" (762mm)	24" (610mm)

To Order, Specify:

- Product number, including:
 - Orientation:**
 - L** Left-hand
 - R** Right-hand
 - Modesty Panel Height:**
 - B** 1/3 Height
 - D** 3/4 Height (add **\$90.76** list)
 - F** Full Height (add **\$181.52** list)
 - Modesty Panel Cable Management:**
 - N** No Scallop
 - S** Scallop
- Laminate or wood color for top.
- Edge trim color for top (HPL only).
- End panel trim, laminate or wood finish.
- End panel edge color (HPL only)
- Modesty panel trim color.

Width	Length	Number	① ② ③	Top - HPL A Trim		Top - HPL B Trim	
				A	B	A	B
End Panel - Steel - Trim A							
29" (737mm)H, 18" / 18" (457mm)D							
36" (914mm)	60" (1524mm)	JDAL-3660-JF	S 33	\$2405.09	\$ 2514.65	\$ 2497.53	\$ 2607.09
	72" (1829mm)	JDAL-3672-JF	S 33	2651.93	2775.17	2744.37	2867.61
48" (1219mm)	60" (1524mm)	JDAL-4860-JF	S 33	\$ 2651.93	\$ 2775.17	\$ 2744.37	\$ 2867.61
	72" (1829mm)	JDAL-4872-JF	S 33	2898.77	3035.69	2991.21	3128.13
29" (737mm)H, 24" / 24" (610mm)D							
36" (914mm)	60" (1524mm)	JDAL-3660-JF	S 44	\$2509.55	\$ 2619.11	\$ 2615.61	\$ 2725.17
	72" (1829mm)	JDAL-3672-JF	S 44	2756.39	2879.63	2862.45	2985.69
48" (1219mm)	60" (1524mm)	JDAL-4860-JF	S 44	\$ 2756.39	\$ 2879.63	\$2862.45	\$2985.69
	72" (1829mm)	JDAL-4872-JF	S 44	3003.23	3140.15	3109.29	3246.21
29" (737mm)H, 30" / 30" (762mm)D							
48" (1219mm)	60" (1524mm)	JDAL-4860-JF	S 55	\$2860.85	\$2984.09	\$2980.53	\$ 3103.77
	72" (1829mm)	JDAL-4872-JF	S 55	3107.69	3244.61	3227.37	3364.29
End Panel - Steel - Trim B							
29" (737mm)H, 18" / 18" (457mm)D							
36" (914mm)	60" (1524mm)	JDAL-3660-JF	S 33	\$ 2486.21	\$2595.77	\$ 2578.65	\$2688.21
	72" (1829mm)	JDAL-3672-JF	S 33	2752.85	2876.09	2845.29	2968.53
48" (1219mm)	60" (1524mm)	JDAL-4860-JF	S 33	\$ 2752.85	\$ 2876.09	\$2845.29	\$2968.53
	72" (1829mm)	JDAL-4872-JF	S 33	3019.49	3156.41	3111.93	3248.85
29" (737mm)H, 24" / 24" (610mm)D							
36" (914mm)	60" (1524mm)	JDAL-3660-JF	S 44	\$ 2597.87	\$ 2707.43	\$2703.93	\$ 2813.49
	72" (1829mm)	JDAL-3672-JF	S 44	2864.51	2987.75	2970.57	3093.81
48" (1219mm)	60" (1524mm)	JDAL-4860-JF	S 44	\$2864.51	\$ 2987.75	\$2970.57	\$3093.81
	72" (1829mm)	JDAL-4872-JF	S 44	3131.15	3268.07	3237.21	3374.13
29" (737mm)H, 30" / 30" (762mm)D							
48" (1219mm)	60" (1524mm)	JDAL-4860-JF	S 55	\$ 2976.17	\$3099.41	\$3095.85	\$ 3219.09
	72" (1829mm)	JDAL-4872-JF	S 55	3242.81	3379.73	3362.49	3499.41

Extended Corners

Extended Curved Wrap-Around Corner

Width	Length	Number	① ② ③	Top - HPL A Trim		Top - HPL B Trim	
				A	B	A	B
End Panel - HPL A							
29"(737mm)H, 18"/18"(457mm)D							
36"(914mm)	60"(1524mm)	JDAL-3660-JF	L ■ ■ ■ 33	\$ 2107.05	\$ 2216.61	\$ 2174.73	\$2284.29
	72"(1829mm)	JDAL-3672-JF	L ■ ■ ■ 33	2353.89	2477.13	2421.57	2544.81
48"(1219mm)	60"(1524mm)	JDAL-4860-JF	L ■ ■ ■ 33	\$ 2353.89	\$ 2477.13	\$ 2421.57	\$2544.81
	72"(1829mm)	JDAL-4872-JF	L ■ ■ ■ 33	2600.73	2737.65	2668.41	2805.33
29"(737mm)H, 24"/24"(610mm)D							
36"(914mm)	60"(1524mm)	JDAL-3660-JF	L ■ ■ ■ 44	\$ 2211.51	\$ 2321.07	\$2280.21	\$2389.77
	72"(1829mm)	JDAL-3672-JF	L ■ ■ ■ 44	2458.35	2581.59	2527.05	2650.29
48"(1219mm)	60"(1524mm)	JDAL-4860-JF	L ■ ■ ■ 44	\$ 2458.35	\$ 2581.59	\$ 2527.05	\$2650.29
	72"(1829mm)	JDAL-4872-JF	L ■ ■ ■ 44	2705.19	2842.11	2773.89	2910.81
29"(737mm)H, 30"/30"(762mm)D							
48"(1219mm)	60"(1524mm)	JDAL-4860-JF	L ■ ■ ■ 55	\$ 2562.81	\$ 2686.05	\$ 2632.53	\$ 2755.77
	72"(1829mm)	JDAL-4872-JF	L ■ ■ ■ 55	2809.65	2946.57	2879.37	3016.29
End Panel - HPL B							
29"(737mm)H, 18"/18"(457mm)D							
36"(914mm)	60"(1524mm)	JDAL-3660-JF	L ■ ■ ■ 33	\$ 2188.17	\$ 2297.73	\$ 2255.85	\$ 2365.41
	72"(1829mm)	JDAL-3672-JF	L ■ ■ ■ 33	2454.81	2578.05	2522.49	2645.73
48"(1219mm)	60"(1524mm)	JDAL-4860-JF	L ■ ■ ■ 33	\$ 2454.81	\$ 2578.05	\$ 2522.49	\$ 2645.73
	72"(1829mm)	JDAL-4872-JF	L ■ ■ ■ 33	2721.45	2858.37	2789.13	2926.05
29"(737mm)H, 24"/24"(610mm)D							
36"(914mm)	60"(1524mm)	JDAL-3660-JF	L ■ ■ ■ 44	\$ 2299.83	\$ 2409.39	\$ 2368.53	\$ 2478.09
	72"(1829mm)	JDAL-3672-JF	L ■ ■ ■ 44	2566.47	2689.71	2635.17	2758.41
48"(1219mm)	60"(1524mm)	JDAL-4860-JF	L ■ ■ ■ 44	\$ 2566.47	\$ 2689.71	\$ 2635.17	\$ 2758.41
	72"(1829mm)	JDAL-4872-JF	L ■ ■ ■ 44	2833.11	2970.03	2901.81	3038.73
29"(737mm)H, 30"/30"(762mm)D							
48"(1219mm)	60"(1524mm)	JDAL-4860-JF	L ■ ■ ■ 55	\$ 2678.13	\$ 2801.37	\$ 2747.85	\$ 2871.09
	72"(1829mm)	JDAL-4872-JF	L ■ ■ ■ 55	2944.77	3081.69	3014.49	3151.41

Extended Corners

Extended Curved Wrap-Around Corner

Width	Length	Number	① ② ③	Top - HPL A Trim		Top - HPL B Trim	
				A	B	A	B
End Panel - Wood A							
29"(737mm)H, 18"/18"(457mm)D							
36"(914mm)	60"(1524mm)	JDAL-3660-JF	W 33	\$ 2572.91	\$2682.47	\$2806.47	\$ 2916.03
	72"(1829mm)	JDAL-3672-JF	W 33	2819.75	2942.99	3053.31	3176.55
48"(1219mm)	60"(1524mm)	JDAL-4860-JF	W 33	\$ 2819.75	\$2942.99	\$3053.31	\$ 3176.55
	72"(1829mm)	JDAL-4872-JF	W 33	3066.59	3203.51	3300.15	3437.07
29"(737mm)H, 24"/24"(610mm)D							
36"(914mm)	60"(1524mm)	JDAL-3660-JF	W 44	\$ 2677.37	\$ 2786.93	\$ 2913.63	\$3023.19
	72"(1829mm)	JDAL-3672-JF	W 44	2924.21	3047.45	3160.47	3283.71
48"(1219mm)	60"(1524mm)	JDAL-4860-JF	W 44	\$2924.21	\$3047.45	\$ 3160.47	\$3283.71
	72"(1829mm)	JDAL-4872-JF	W 44	3171.05	3307.97	3407.31	3544.23
29"(737mm)H, 30"/30"(762mm)D							
48"(1219mm)	60"(1524mm)	JDAL-4860-JF	W 55	\$3028.67	\$ 3151.91	\$ 3267.63	\$3390.87
	72"(1829mm)	JDAL-4872-JF	W 55	3275.51	3412.43	3514.47	3651.39
End Panel - Wood B							
29"(737mm)H, 18"/18"(457mm)D							
36"(914mm)	60"(1524mm)	JDAL-3660-JF	W 33	\$2654.03	\$ 2763.59	\$ 2887.59	\$ 2997.15
	72"(1829mm)	JDAL-3672-JF	W 33	2920.67	3043.91	3154.23	3277.47
48"(1219mm)	60"(1524mm)	JDAL-4860-JF	W 33	\$2920.67	\$3043.91	\$ 3154.23	\$ 3277.47
	72"(1829mm)	JDAL-4872-JF	W 33	3187.31	3324.23	3420.87	3557.79
29"(737mm)H, 24"/24"(610mm)D							
36"(914mm)	60"(1524mm)	JDAL-3660-JF	W 44	\$ 2765.69	\$ 2875.25	\$ 3001.95	\$ 3111.51
	72"(1829mm)	JDAL-3672-JF	W 44	3032.33	3155.57	3268.59	3391.83
48"(1219mm)	60"(1524mm)	JDAL-4860-JF	W 44	\$3032.33	\$ 3155.57	\$3268.59	\$ 3391.83
	72"(1829mm)	JDAL-4872-JF	W 44	3298.97	3435.89	3535.23	3672.15
29"(737mm)H, 30"/30"(762mm)D							
48"(1219mm)	60"(1524mm)	JDAL-4860-JF	W 55	\$ 3143.99	\$ 3267.23	\$3382.95	\$3506.19
	72"(1829mm)	JDAL-4872-JF	W 55	3410.63	3547.55	3649.59	3786.51

Extended Corners

Extended Curved Wrap-Around Corner

Width	Length	Number	① ②③	Top - Wood A Trim		Top - Wood B Trim	
				A	B	A	B
End Panel - Steel A							
29"(737mm)H, 18"/18"(457mm)D							
36"(914mm)	60"(1524mm)	JDAW-3660-KF	S ■ ■ ■ 33	\$ 3182.66	\$ 3292.22	\$ 3275.10	\$ 3384.66
	72"(1829mm)	JDAW-3672-KF	S ■ ■ ■ 33	3429.50	3552.74	3521.94	3645.18
48"(1219mm)	60"(1524mm)	JDAW-4860-KF	S ■ ■ ■ 33	\$ 3429.50	\$ 3552.74	\$ 3521.94	\$ 3645.18
	72"(1829mm)	JDAW-4872-KF	S ■ ■ ■ 33	3676.34	3813.26	3768.78	3905.70
29"(737mm)H, 24"/24"(610mm)D							
36"(914mm)	60"(1524mm)	JDAW-3660-KF	S ■ ■ ■ 44	\$ 3287.12	\$ 3396.68	\$ 3393.18	\$ 3502.74
	72"(1829mm)	JDAW-3672-KF	S ■ ■ ■ 44	3533.96	3657.20	3640.02	3763.26
48"(1219mm)	60"(1524mm)	JDAW-4860-KF	S ■ ■ ■ 44	\$ 3533.96	\$ 3657.20	\$ 3640.02	\$ 3763.26
	72"(1829mm)	JDAW-4872-KF	S ■ ■ ■ 44	3780.80	3917.72	3886.86	4023.78
29"(737mm)H, 30"/30"(762mm)D							
48"(1219mm)	60"(1524mm)	JDAW-4860-KF	S ■ ■ ■ 55	\$ 3638.42	\$ 3761.66	\$ 3758.10	\$ 3881.34
	72"(1829mm)	JDAW-4872-KF	S ■ ■ ■ 55	3885.26	4022.18	4004.94	4141.86
End Panel - Steel B							
29"(737mm)H, 18"/18"(457mm)D							
36"(914mm)	60"(1524mm)	JDAW-3660-KF	S ■ ■ ■ 33	\$ 3409.16	\$ 3518.72	\$ 3501.60	\$ 3611.16
	72"(1829mm)	JDAW-3672-KF	S ■ ■ ■ 33	3700.04	3823.28	3792.48	3915.72
48"(1219mm)	60"(1524mm)	JDAW-4860-KF	S ■ ■ ■ 33	\$ 3700.04	\$ 3823.28	\$ 3792.48	\$ 3915.72
	72"(1829mm)	JDAW-4872-KF	S ■ ■ ■ 33	3990.92	4127.84	4083.36	4220.28
29"(737mm)H, 24"/24"(610mm)D							
36"(914mm)	60"(1524mm)	JDAW-3660-KF	S ■ ■ ■ 44	\$ 3529.46	\$ 3639.02	\$ 3635.52	\$ 3745.08
	72"(1829mm)	JDAW-3672-KF	S ■ ■ ■ 44	3820.34	3943.58	3926.40	4049.64
48"(1219mm)	60"(1524mm)	JDAW-4860-KF	S ■ ■ ■ 44	\$ 3820.34	\$ 3943.58	\$ 3926.40	\$ 4049.64
	72"(1829mm)	JDAW-4872-KF	S ■ ■ ■ 44	4111.22	4248.14	4217.28	4354.20
29"(737mm)H, 30"/30"(762mm)D							
48"(1219mm)	60"(1524mm)	JDAW-4860-KF	S ■ ■ ■ 55	\$ 3940.64	\$ 4063.88	\$ 4060.32	\$ 4183.56
	72"(1829mm)	JDAW-4872-KF	S ■ ■ ■ 55	4231.52	4368.44	4351.20	4488.12

Extended Corners

Extended Curved Wrap-Around Corner

Width	Length	Number	① ②③	Top - Wood A Trim		Top - Wood B Trim	
				A	B	A	B
End Panel - HPL A							
29"(737mm)H, 18"/18"(457mm)D							
36"(914mm)	60"(1524mm)	JDAW-3660-KF	L ■ ■ ■ 33	\$2884.62	\$2994.18	\$2952.30	\$3061.86
	72"(1829mm)	JDAW-3672-KF	L ■ ■ ■ 33	3131.46	3254.70	3199.14	3322.38
48"(1219mm)	60"(1524mm)	JDAW-4860-KF	L ■ ■ ■ 33	\$3131.46	\$3254.70	\$3199.14	\$3322.38
	72"(1829mm)	JDAW-4872-KF	L ■ ■ ■ 33	3378.30	3515.22	3445.98	3582.90
29"(737mm)H, 24"/24"(610mm)D							
36"(914mm)	60"(1524mm)	JDAW-3660-KF	L ■ ■ ■ 44	\$2989.08	\$3098.64	\$3057.78	\$3167.34
	72"(1829mm)	JDAW-3672-KF	L ■ ■ ■ 44	3235.92	3359.16	3304.62	3427.86
48"(1219mm)	60"(1524mm)	JDAW-4860-KF	L ■ ■ ■ 44	\$3235.92	\$3359.16	\$3304.62	\$3427.86
	72"(1829mm)	JDAW-4872-KF	L ■ ■ ■ 44	3482.76	3619.68	3551.46	3688.38
29"(737mm)H, 30"/30"(762mm)D							
48"(1219mm)	60"(1524mm)	JDAW-4860-KF	L ■ ■ ■ 55	\$3340.38	\$3463.62	\$3410.10	\$3533.34
	72"(1829mm)	JDAW-4872-KF	L ■ ■ ■ 55	3587.22	3724.14	3656.94	3793.86
End Panel - HPL B							
29"(737mm)H, 18"/18"(457mm)D							
36"(914mm)	60"(1524mm)	JDAW-3660-KF	L ■ ■ ■ 33	\$3111.12	\$3220.68	\$3178.80	\$3288.36
	72"(1829mm)	JDAW-3672-KF	L ■ ■ ■ 33	3402.00	3525.24	3469.68	3592.92
48"(1219mm)	60"(1524mm)	JDAW-4860-KF	L ■ ■ ■ 33	\$3402.00	\$3525.24	\$3469.68	\$3592.92
	72"(1829mm)	JDAW-4872-KF	L ■ ■ ■ 33	3692.88	3829.80	3760.56	3897.48
29"(737mm)H, 24"/24"(610mm)D							
36"(914mm)	60"(1524mm)	JDAW-3660-KF	L ■ ■ ■ 44	\$3231.42	\$3340.98	\$3300.12	\$3409.68
	72"(1829mm)	JDAW-3672-KF	L ■ ■ ■ 44	3522.30	3645.54	3591.00	3714.24
48"(1219mm)	60"(1524mm)	JDAW-4860-KF	L ■ ■ ■ 44	\$3522.30	\$3645.54	\$3591.00	\$3714.24
	72"(1829mm)	JDAW-4872-KF	L ■ ■ ■ 44	3813.18	3950.10	3881.88	4018.80
29"(737mm)H, 30"/30"(762mm)D							
48"(1219mm)	60"(1524mm)	JDAW-4860-KF	L ■ ■ ■ 55	\$3642.60	\$3765.84	\$3712.32	\$3835.56
	72"(1829mm)	JDAW-4872-KF	L ■ ■ ■ 55	3933.48	4070.40	4003.20	4140.12

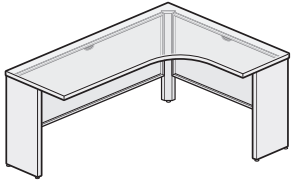
Extended Corners

Extended Curved Wrap-Around Corner

Width	Length	Number	① ②③	Top - Wood A Trim		Top - Wood B Trim	
				A	B	A	B
End Panel - Wood A							
29"(737mm)H, 18"/18"(457mm)D							
36"(914mm)	60"(1524mm)	JDAW-3660-KF	W █ █ █ 33	\$3350.48	\$3460.04	\$3584.04	\$3693.60
	72"(1829mm)	JDAW-3672-KF	W █ █ █ 33	3597.32	3720.56	3830.88	3954.12
48"(1219mm)	60"(1524mm)	JDAW-4860-KF	W █ █ █ 33	\$ 3597.32	\$ 3720.56	\$ 3830.88	\$ 3954.12
	72"(1829mm)	JDAW-4872-KF	W █ █ █ 33	3844.16	3981.08	4077.72	4214.64
29"(737mm)H, 24"/24"(610mm)D							
36"(914mm)	60"(1524mm)	JDAW-3660-KF	W █ █ █ 44	\$3454.94	\$3564.50	\$ 3691.20	\$3800.76
	72"(1829mm)	JDAW-3672-KF	W █ █ █ 44	3701.78	3825.02	3938.04	4061.28
48"(1219mm)	60"(1524mm)	JDAW-4860-KF	W █ █ █ 44	\$ 3701.78	\$ 3825.02	\$ 3938.04	\$ 4061.28
	72"(1829mm)	JDAW-4872-KF	W █ █ █ 44	3948.62	4085.54	4184.88	4321.80
29"(737mm)H, 30"/30"(762mm)D							
48"(1219mm)	60"(1524mm)	JDAW-4860-KF	W █ █ █ 55	\$3806.24	\$3929.48	\$4045.20	\$ 4168.44
	72"(1829mm)	JDAW-4872-KF	W █ █ █ 55	4053.08	4190.00	4292.04	4428.96
End Panel - Wood B							
29"(737mm)H, 18"/18"(457mm)D							
36"(914mm)	60"(1524mm)	JDAW-3660-KF	W █ █ █ 33	\$ 3576.98	\$3686.54	\$ 3810.54	\$3920.10
	72"(1829mm)	JDAW-3672-KF	W █ █ █ 33	3867.86	3991.10	4101.42	4224.66
48"(1219mm)	60"(1524mm)	JDAW-4860-KF	W █ █ █ 33	\$ 3867.86	\$ 3991.10	\$ 4101.42	\$ 4224.66
	72"(1829mm)	JDAW-4872-KF	W █ █ █ 33	4158.74	4295.66	4392.30	4529.22
29"(737mm)H, 24"/24"(610mm)D							
36"(914mm)	60"(1524mm)	JDAW-3660-KF	W █ █ █ 44	\$ 3697.28	\$3806.84	\$3933.54	\$4043.10
	72"(1829mm)	JDAW-3672-KF	W █ █ █ 44	3988.16	4111.40	4224.42	4347.66
48"(1219mm)	60"(1524mm)	JDAW-4860-KF	W █ █ █ 44	\$3988.16	\$ 4111.40	\$ 4224.42	\$ 4347.66
	72"(1829mm)	JDAW-4872-KF	W █ █ █ 44	4279.04	4415.96	4515.30	4652.22
29"(737mm)H, 30"/30"(762mm)D							
48"(1219mm)	60"(1524mm)	JDAW-4860-KF	W █ █ █ 55	\$ 4108.46	\$ 4231.70	\$ 4347.42	\$ 4470.66
	72"(1829mm)	JDAW-4872-KF	W █ █ █ 55	4399.34	4536.26	4638.30	4775.22

Extended Transitional Corners

Extended Transitional Wrap-Around Corner



JDAL-JHLSDS
 JDAL-JHLLDS
 JDAL-JHLWDS
 JDAW-KHLSDS
 JDAW-KHLLDS
 JDAW-KHLWDS
 (Left-Hand)
 Class FM1

Features

- Includes high-pressure laminate (HPL) or wood veneer top, steel, laminate or wood end panels, steel modesty panels, and hardware for assembly and attachment to adjoining casegood.
- Top has 3mm edgeband on user edge and 1mm edgeband on sides and back.
- Modesty panels are available with or without scallop wireway for cable management; scallop is centered at top of modesty panel.
- Glides provide 1.5"(38mm) adjustment range.
- Field assembled.

Specification Tips

- Not for use as a stand-alone casegood. Half end panels must be attached to a return or bridge.
- Top has a 6"(152mm) depth difference at each end. Specify adjoining casegoods accordingly.
- Modesty panel height, cable management, and color selections apply to both modesty panels.

To Order, Specify:

1) Product number, including:

1 Modesty Panel Height:

- B** 1/3 Height
- D** 3/4 Height (add **\$90.76** list)
- F** Full Height (add **\$181.52** list)

2 Modesty Panel Cable Management:

- N** No Scallop
- S** Scallop

- 2) Laminate or wood color for top.
- 3) Edge trim color for top (HPL only).
- 4) End panel trim, laminate or wood finish.
- 5) End panel edge color (HPL only)
- 6) Modesty panel trim color.

Width	Length	Number	①②	Top - HPL A Trim		Top - HPL B Trim	
				A	B	A	B
Left-Hand Orientation							
End Panel - Steel - Trim A							
29"(737mm)H, 18"(457mm)D Left/24"(610mm)D Right							
36"(914mm)	48"(1219mm)	JDAL-3648-JHLS	34	\$2202.71	\$2298.59	\$2295.15	\$ 2391.03
29"(737mm)H, 24"(610mm)D Left/18"(457mm)D Right							
36"(914mm)	48"(1219mm)	JDAL-3648-JHLS	43	\$2202.71	\$2298.59	\$2295.15	\$ 2391.03
29"(737mm)H, 24"(610mm)D Left/30"(762mm)D Right							
36"(914mm)	48"(1219mm)	JDAL-3648-JHLS	45	\$ 2291.63	\$ 2387.51	\$2384.07	\$2479.95
End Panel - Steel - Trim B							
29"(737mm)H, 18"(457mm)D Left/24"(610mm)D Right							
36"(914mm)	48"(1219mm)	JDAL-3648-JHLS	34	\$ 2267.63	\$2363.51	\$2360.07	\$2455.95
29"(737mm)H, 24"(610mm)D Left/18"(457mm)D Right							
36"(914mm)	48"(1219mm)	JDAL-3648-JHLS	43	\$ 2267.63	\$2363.51	\$2360.07	\$2455.95
29"(737mm)H, 24"(610mm)D Left/30"(762mm)D Right							
36"(914mm)	48"(1219mm)	JDAL-3648-JHLS	45	\$2363.75	\$2459.63	\$2456.19	\$2552.07
Right-Hand Orientation							
End Panel - Steel - Trim A							
29"(737mm)H, 18"(457mm)D Left/24"(610mm)D Right							
36"(914mm)	48"(1219mm)	JDAL-3648-JHRS	34	\$2202.71	\$2298.59	\$2295.15	\$ 2391.03
29"(737mm)H, 24"(610mm)D Left/18"(457mm)D Right							
36"(914mm)	48"(1219mm)	JDAL-3648-JHRS	43	\$2202.71	\$2298.59	\$2295.15	\$ 2391.03
29"(737mm)H, 30"(762mm)D Left/24"(610mm)D Right							
36"(914mm)	48"(1219mm)	JDAL-3648-JHRS	54	\$ 2291.63	\$ 2387.51	\$2384.07	\$2479.95
End Panel - Steel - Trim B							
29"(737mm)H, 18"(457mm)D Left/24"(610mm)D Right							
36"(914mm)	48"(1219mm)	JDAL-3648-JHRS	34	\$ 2267.63	\$2363.51	\$2360.07	\$2455.95
29"(737mm)H, 24"(610mm)D Left/18"(457mm)D Right							
36"(914mm)	48"(1219mm)	JDAL-3648-JHRS	43	\$ 2267.63	\$2363.51	\$2360.07	\$2455.95
29"(737mm)H, 30"(762mm)D Left/24"(610mm)D Right							
36"(914mm)	48"(1219mm)	JDAL-3648-JHRS	54	\$2363.75	\$2459.63	\$2456.19	\$2552.07

Extended Transitional Corners

Extended Transitional Wrap-Around Corner

Width	Length	Number	①②	Top - HPL A Trim		Top - HPL B Trim	
				A	B	A	B
Left-Hand Configuration							
End Panel - HPL A							
29"(737mm)H, 18"(457mm)D Left/24"(610mm)D Right							
36"(914mm)	48"(1219mm)	JDAL-3648-JHLL	34	\$ 1904.67	\$2000.55	\$ 1972.35	\$2068.23
29"(737mm)H, 24"(610mm)D Left/18"(457mm)D Right							
36"(914mm)	48"(1219mm)	JDAL-3648-JHLL	43	\$ 1904.67	\$2000.55	\$ 1972.35	\$2068.23
29"(737mm)H, 24"(610mm)D Left/30"(762mm)D Right							
36"(914mm)	48"(1219mm)	JDAL-3648-JHLL	45	\$ 1993.59	\$2089.47	\$2061.27	\$ 2157.15
End Panel - HPL B							
29"(737mm)H, 18"(457mm)D Left/24"(610mm)D Right							
36"(914mm)	48"(1219mm)	JDAL-3648-JHLL	34	\$ 1969.59	\$2065.47	\$2037.27	\$ 2133.15
29"(737mm)H, 24"(610mm)D Left /18"(457mm)D Right							
36"(914mm)	48"(1219mm)	JDAL-3648-JHLL	43	\$ 1969.59	\$2065.47	\$2037.27	\$ 2133.15
29"(737mm)H, 24"(610mm)D Left /30"(762mm)D Right							
36"(914mm)	48"(1219mm)	JDAL-3648-JHLL	45	\$2065.71	\$ 2161.59	\$ 2133.39	\$ 2229.27
Right-Hand Configuration							
End Panel - HPL A							
29"(737mm)H, 18"(457mm)D Left/24"(610mm)D Right							
36"(914mm)	48"(1219mm)	JDAL-3648-JHRL	34	\$ 1904.67	\$2000.55	\$ 1972.35	\$2068.23
29"(737mm)H, 24"(610mm)D Left/18"(457mm)D Right							
36"(914mm)	48"(1219mm)	JDAL-3648-JHRL	43	\$ 1904.67	\$2000.55	\$ 1972.35	\$2068.23
29"(737mm)H, 30"(762mm)D Left/24"(610mm)D Right							
36"(914mm)	48"(1219mm)	JDAL-3648-JHRL	54	\$ 1993.59	\$2089.47	\$2061.27	\$ 2157.15
End Panel - HPL B							
29"(737mm)H, 18"(457mm)D Left/24"(610mm)D Right							
36"(914mm)	48"(1219mm)	JDAL-3648-JHRL	34	\$ 1969.59	\$2065.47	\$2037.27	\$ 2133.15
29"(737mm)H, 24"(610mm)D Left /18"(457mm)D Right							
36"(914mm)	48"(1219mm)	JDAL-3648-JHRL	43	\$ 1969.59	\$2065.47	\$2037.27	\$ 2133.15
29"(737mm)H, 30"(762mm)D Left /24"(610mm)D Right							
36"(914mm)	48"(1219mm)	JDAL-3648-JHRL	54	\$2065.71	\$ 2161.59	\$ 2133.39	\$ 2229.27

Extended Transitional Corners

Extended Transitional Wrap-Around Corner

Width	Length	Number	①②	Top - HPL A Trim		Top - HPL B Trim	
				A	B	A	B
Left-Hand Configuration							
End Panel - Wood A							
29"(737mm)H, 18"(457mm)D Left/24"(610mm)D Right							
36"(914mm)	48"(1219mm)	JDAL-3648-JHLW	34	\$2370.53	\$2466.41	\$2604.09	\$2699.97
29"(737mm)H, 24"(610mm)D Left/18"(457mm)D Right							
36"(914mm)	48"(1219mm)	JDAL-3648-JHLW	43	\$2370.53	\$2466.41	\$2604.09	\$2699.97
29"(737mm)H, 24"(610mm)D Left/30"(762mm)D Right							
36"(914mm)	48"(1219mm)	JDAL-3648-JHLW	45	\$2459.45	\$2555.33	\$2693.01	\$2788.89
End Panel - Wood B							
29"(737mm)H, 18"(457mm)D Left/24"(610mm)D Right							
36"(914mm)	48"(1219mm)	JDAL-3648-JHLW	34	\$2435.45	\$ 2531.33	\$2669.01	\$2764.89
29"(737mm)H, 24"(610mm)D Left /18"(457mm)D Right							
36"(914mm)	48"(1219mm)	JDAL-3648-JHLW	43	\$2435.45	\$ 2531.33	\$2669.01	\$2764.89
29"(737mm)H, 24"(610mm)D Left /30"(762mm)D Right							
36"(914mm)	48"(1219mm)	JDAL-3648-JHLW	45	\$ 2531.57	\$ 2627.45	\$ 2765.13	\$ 2861.01
Right-Hand Configuration							
End Panel - Wood A							
29"(737mm)H, 18"(457mm)D Left/24"(610mm)D Right							
36"(914mm)	48"(1219mm)	JDAL-3648-JHRW	34	\$2370.53	\$2466.41	\$2604.09	\$2699.97
29"(737mm)H, 24"(610mm)D Left/18"(457mm)D Right							
36"(914mm)	48"(1219mm)	JDAL-3648-JHRW	43	\$2370.53	\$2466.41	\$2604.09	\$2699.97
29"(737mm)H, 30"(762mm)D Left/24"(610mm)D Right							
36"(914mm)	48"(1219mm)	JDAL-3648-JHRW	54	\$2459.45	\$2555.33	\$2693.01	\$2788.89
End Panel - Wood B							
29"(737mm)H, 18"(457mm)D Left/24"(610mm)D Right							
36"(914mm)	48"(1219mm)	JDAL-3648-JHRW	34	\$2435.45	\$ 2531.33	\$2669.01	\$2764.89
29"(737mm)H, 24"(610mm)D Left /18"(457mm)D Right							
36"(914mm)	48"(1219mm)	JDAL-3648-JHRW	43	\$2435.45	\$ 2531.33	\$2669.01	\$2764.89
29"(737mm)H, 30"(762mm)D Left /24"(610mm)D Right							
36"(914mm)	48"(1219mm)	JDAL-3648-JHRW	54	\$ 2531.57	\$ 2627.45	\$ 2765.13	\$ 2861.01

Extended Transitional Corners

Extended Transitional Wrap-Around Corner

Width	Length	Number	①②	Top - Wood A Trim		Top - Wood B Trim	
				A	B	A	B
Left-Hand Orientation							
End Panel - Steel - Trim A							
29"(737mm)H, 18"(457mm)D Left/24"(610mm)D Right							
36"(914mm)	48"(1219mm)	JDAW-3648-KHLS	34	\$2980.28	\$3076.16	\$3072.72	\$ 3168.60
29"(737mm)H, 24"(610mm)D Left/18"(457mm)D Right							
36"(914mm)	48"(1219mm)	JDAW-3648-KHLS	43	\$2980.28	\$3076.16	\$3072.72	\$ 3168.60
29"(737mm)H, 24"(610mm)D Left/30"(762mm)D Right							
36"(914mm)	48"(1219mm)	JDAW-3648-KHLS	45	\$3069.20	\$ 3165.08	\$ 3161.64	\$ 3257.52
End Panel - Steel - Trim B							
29"(737mm)H, 18"(457mm)D Left/24"(610mm)D Right							
36"(914mm)	48"(1219mm)	JDAW-3648-KHLS	34	\$ 3170.66	\$3266.54	\$3263.10	\$3358.98
29"(737mm)H, 24"(610mm)D Left /18"(457mm)D Right							
36"(914mm)	48"(1219mm)	JDAW-3648-KHLS	43	\$ 3170.66	\$3266.54	\$3263.10	\$3358.98
29"(737mm)H, 24"(610mm)D Left /30"(762mm)D Right							
36"(914mm)	48"(1219mm)	JDAW-3648-KHLS	45	\$ 3275.42	\$ 3371.30	\$3367.86	\$3463.74
Right-Hand Orientation							
End Panel - Steel - Trim A							
29"(737mm)H, 18"(457mm)D Left/24"(610mm)D Right							
36"(914mm)	48"(1219mm)	JDAW-3648-KHRS	34	\$2980.28	\$3076.16	\$3072.72	\$ 3168.60
29"(737mm)H, 24"(610mm)D Left/18"(457mm)D Right							
36"(914mm)	48"(1219mm)	JDAW-3648-KHRS	43	\$2980.28	\$3076.16	\$3072.72	\$ 3168.60
29"(737mm)H, 30"(762mm)D Left/24"(610mm)D Right							
36"(914mm)	48"(1219mm)	JDAW-3648-KHRS	54	\$3069.20	\$ 3165.08	\$ 3161.64	\$ 3257.52
End Panel - Steel - Trim B							
29"(737mm)H, 18"(457mm)D Left/24"(610mm)D Right							
36"(914mm)	48"(1219mm)	JDAW-3648-KHRS	34	\$ 3170.66	\$3266.54	\$3263.10	\$3358.98
29"(737mm)H, 24"(610mm)D Left /18"(457mm)D Right							
36"(914mm)	48"(1219mm)	JDAW-3648-KHRS	43	\$ 3170.66	\$3266.54	\$3263.10	\$3358.98
29"(737mm)H, 30"(762mm)D Left /24"(610mm)D Right							
36"(914mm)	48"(1219mm)	JDAW-3648-KHRS	54	\$ 3275.42	\$ 3371.30	\$3367.86	\$3463.74

Extended Transitional Corners

Extended Transitional Wrap-Around Corner

Width	Length	Number	①②	Top - Wood A Trim		Top - Wood B Trim	
				A	B	A	B
Left-Hand Orientation							
End Panel - HPL A							
29"(737mm)H, 18"(457mm)D Left/24"(610mm)D Right							
36"(914mm)	48"(1219mm)	JDAW-3648-KHLL	34	\$2682.24	\$2778.12	\$2749.92	\$2845.80
29"(737mm)H, 24"(610mm)D Left/18"(457mm)D Right							
36"(914mm)	48"(1219mm)	JDAW-3648-KHLL	43	\$2682.24	\$2778.12	\$2749.92	\$2845.80
29"(737mm)H, 24"(610mm)D Left/30"(762mm)D Right							
36"(914mm)	48"(1219mm)	JDAW-3648-KHLL	45	\$2771.16	\$2867.04	\$2838.84	\$2934.72
End Panel - HPL B							
29"(737mm)H, 18"(457mm)D Left/24"(610mm)D Right							
36"(914mm)	48"(1219mm)	JDAW-3648-KHLL	34	\$2872.62	\$2968.50	\$2940.30	\$3036.18
29"(737mm)H, 24"(610mm)D Left /18"(457mm)D Right							
36"(914mm)	48"(1219mm)	JDAW-3648-KHLL	43	\$2872.62	\$2968.50	\$2940.30	\$3036.18
29"(737mm)H, 24"(610mm)D Left /30"(762mm)D Right							
36"(914mm)	48"(1219mm)	JDAW-3648-KHLL	45	\$2977.38	\$3073.26	\$3045.06	\$3140.94
Right-Hand Orientation							
End Panel - HPL A							
29"(737mm)H, 18"(457mm)D Left/24"(610mm)D Right							
36"(914mm)	48"(1219mm)	JDAW-3648-KHRL	34	\$2682.24	\$2778.12	\$2749.92	\$2845.80
29"(737mm)H, 24"(610mm)D Left/18"(457mm)D Right							
36"(914mm)	48"(1219mm)	JDAW-3648-KHRL	43	\$2682.24	\$2778.12	\$2749.92	\$2845.80
29"(737mm)H, 30"(762mm)D Left/24"(610mm)D Right							
36"(914mm)	48"(1219mm)	JDAW-3648-KHRL	54	\$2771.16	\$2867.04	\$2838.84	\$2934.72
End Panel - HPL B							
29"(737mm)H, 18"(457mm)D Left/24"(610mm)D Right							
36"(914mm)	48"(1219mm)	JDAW-3648-KHRL	34	\$2872.62	\$2968.50	\$2940.30	\$3036.18
29"(737mm)H, 24"(610mm)D Left /18"(457mm)D Right							
36"(914mm)	48"(1219mm)	JDAW-3648-KHRL	43	\$2872.62	\$2968.50	\$2940.30	\$3036.18
29"(737mm)H, 30"(762mm)D Left /24"(610mm)D Right							
36"(914mm)	48"(1219mm)	JDAW-3648-KHRL	54	\$2977.38	\$3073.26	\$3045.06	\$3140.94

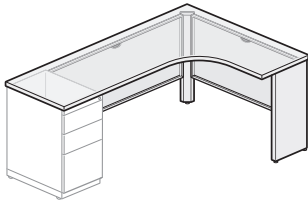
Extended Transitional Corners

Extended Transitional Wrap-Around Corner

Width	Length	Number	①②	Top - Wood A Trim		Top - Wood B Trim	
				A	B	A	B
Left-Hand Configuration							
End Panel - Wood A							
29"(737mm)H, 18"(457mm)D Left/24"(610mm)D Right							
36"(914mm)	48"(1219mm)	JDAW-3648-KHLW	34	\$ 3148.10	\$3243.98	\$ 3381.66	\$ 3477.54
29"(737mm)H, 24"(610mm)D Left/18"(457mm)D Right							
36"(914mm)	48"(1219mm)	JDAW-3648-KHLW	43	\$ 3148.10	\$3243.98	\$ 3381.66	\$ 3477.54
29"(737mm)H, 24"(610mm)D Left/30"(762mm)D Right							
36"(914mm)	48"(1219mm)	JDAW-3648-KHLW	45	\$ 3237.02	\$3332.90	\$3470.58	\$3566.46
End Panel - Wood B							
29"(737mm)H, 18"(457mm)D Left/24"(610mm)D Right							
36"(914mm)	48"(1219mm)	JDAW-3648-KHLW	34	\$3338.48	\$3434.36	\$3572.04	\$ 3667.92
29"(737mm)H, 24"(610mm)D Left /18"(457mm)D Right							
36"(914mm)	48"(1219mm)	JDAW-3648-KHLW	43	\$3338.48	\$3434.36	\$3572.04	\$ 3667.92
29"(737mm)H, 24"(610mm)D Left /30"(762mm)D Right							
36"(914mm)	48"(1219mm)	JDAW-3648-KHLW	45	\$3443.24	\$3539.12	\$3676.80	\$ 3772.68
Right-Hand Configuration							
End Panel - Wood A							
29"(737mm)H, 18"(457mm)D Left/24"(610mm)D Right							
36"(914mm)	48"(1219mm)	JDAW-3648-KHRW	34	\$ 3148.10	\$3243.98	\$ 3381.66	\$ 3477.54
29"(737mm)H, 24"(610mm)D Left/18"(457mm)D Right							
36"(914mm)	48"(1219mm)	JDAW-3648-KHRW	43	\$ 3148.10	\$3243.98	\$ 3381.66	\$ 3477.54
29"(737mm)H, 30"(762mm)D Left/24"(610mm)D Right							
36"(914mm)	48"(1219mm)	JDAW-3648-KHRW	54	\$ 3237.02	\$3332.90	\$3470.58	\$3566.46
End Panel - Wood B							
29"(737mm)H, 18"(457mm)D Left/24"(610mm)D Right							
36"(914mm)	48"(1219mm)	JDAW-3648-KHRW	34	\$3338.48	\$3434.36	\$3572.04	\$ 3667.92
29"(737mm)H, 24"(610mm)D Left /18"(457mm)D Right							
36"(914mm)	48"(1219mm)	JDAW-3648-KHRW	43	\$3338.48	\$3434.36	\$3572.04	\$ 3667.92
29"(737mm)H, 30"(762mm)D Left /24"(610mm)D Right							
36"(914mm)	48"(1219mm)	JDAW-3648-KHRW	54	\$3443.24	\$3539.12	\$3676.80	\$ 3772.68

Extended Transitional Corners

Pedestal-Supported Extended Transitional Wrap-Around Corner



JDAL-JALS DS
 JDAL-JALL DS
 JDAL-JALW DS
 JDAL-KALS DS
 JDAL-KALL DS
 JDAL-KALW DS
 (Left-Hand)
 Class FM1

Features

- Includes high-pressure laminate (HPL) or wood veneer top, steel, laminate or wood end panel, steel modesty panels, and hardware for assembly and attachment to adjoining casegood. (Desk pedestal not included.)
- Top has 3mm edgeband on user edge and 1mm edgeband on sides and back.
- Modesty panels are available with or without scallop wireway for cable management; scallop is centered at top of modesty panel.
- Glides provide 1" (25mm) adjustment range.
- Field assembled.

Specification Tips

- One X Series desk pedestal must be specified separately; nominal depth of desk pedestal must match nominal depth of corner top.
- Not for use as a stand-alone casegood. Half end panel must be attached to a return or bridge.
- Top has a 6" (152mm) depth difference at each end. Specify adjoining casegoods accordingly.
- Modesty panel height, cable management, and color selections apply to both modesty panels.

To Order, Specify:

1) Product number, including:

1 Modesty Panel Height:

- B** 1/3 Height
- D** 3/4 Height (add **\$90.76** list)
- F** Full Height (add **\$181.52** list)

2 Modesty Panel Cable Management:

- N** No Scallop
- S** Scallop

- 2) Laminate or wood color for top.
- 3) Edge trim color for top (HPL only).
- 4) End panel trim, laminate or wood finish.
- 5) End panel edge color (HPL only)
- 6) Modesty panel trim color.

Width	Length	Number	①②	Top - HPL A Trim		Top - HPL B Trim	
				A	B	A	B
Left-Hand Configuration							
End Panel - Steel - Trim A							
29" (737mm)H, 18" (457mm)D Left/24" (610mm)D Right							
36" (914mm)	60" (1524mm)	JDAL-3660-JALS	34	\$ 1877.50	\$ 1987.06	\$ 1923.72	\$2033.28
	72" (1829mm)	JDAL-3672-JALS	34	2124.34	2247.58	2170.56	2293.80
48" (1219mm)	60" (1524mm)	JDAL-4860-JALS	34	\$ 2124.34	\$ 2247.58	\$ 2170.56	\$2293.80
	72" (1829mm)	JDAL-4872-JALS	34	2371.18	2508.10	2417.40	2554.32
29" (737mm)H, 24" (610mm)D Left/18" (457mm)D Right							
36" (914mm)	60" (1524mm)	JDAL-3660-JALS	43	\$ 1877.50	\$ 1987.06	\$ 1923.72	\$2033.28
	72" (1829mm)	JDAL-3672-JALS	43	2124.34	2247.58	2170.56	2293.80
48" (1219mm)	60" (1524mm)	JDAL-4860-JALS	43	\$ 2124.34	\$ 2247.58	\$ 2170.56	\$2293.80
	72" (1829mm)	JDAL-4872-JALS	43	2371.18	2508.10	2417.40	2554.32
29" (737mm)H, 24" (610mm)D Left/30" (762mm)D Right							
36" (914mm)	60" (1524mm)	JDAL-3660-JALS	45	\$ 1966.42	\$ 2075.98	\$ 2012.64	\$ 2122.20
	72" (1829mm)	JDAL-3672-JALS	45	2213.26	2336.50	2259.48	2382.72
48" (1219mm)	60" (1524mm)	JDAL-4860-JALS	45	\$ 2213.26	\$ 2336.50	\$ 2259.48	\$ 2382.72
	72" (1829mm)	JDAL-4872-JALS	45	2460.10	2597.02	2506.32	2643.24
29" (737mm)H, 30" (762mm)D Left/24" (610mm)D Right							
48" (1219mm)	60" (1524mm)	JDAL-4860-JALS	54	\$ 2213.26	\$ 2336.50	\$ 2259.48	\$ 2382.72
	72" (1829mm)	JDAL-4872-JALS	54	2460.10	2597.02	2506.32	2643.24
End Panel - Steel - Trim B							
29" (737mm)H, 18" (457mm)D Left/24" (610mm)D Right							
36" (914mm)	60" (1524mm)	JDAL-3660-JALS	34	\$ 1962.22	\$ 2071.78	\$2008.44	\$ 2118.00
	72" (1829mm)	JDAL-3672-JALS	34	2228.86	2352.10	2275.08	2398.32
48" (1219mm)	60" (1524mm)	JDAL-4860-JALS	34	\$ 2228.86	\$ 2352.10	\$ 2275.08	\$ 2398.32
	72" (1829mm)	JDAL-4872-JALS	34	2495.50	2632.42	2541.72	2678.64
29" (737mm)H, 24" (610mm)D Left/18" (457mm)D Right							
36" (914mm)	60" (1524mm)	JDAL-3660-JALS	43	\$ 1962.22	\$ 2071.78	\$2008.44	\$ 2118.00
	72" (1829mm)	JDAL-3672-JALS	43	2228.86	2352.10	2275.08	2398.32
48" (1219mm)	60" (1524mm)	JDAL-4860-JALS	43	\$ 2228.86	\$ 2352.10	\$ 2275.08	\$ 2398.32
	72" (1829mm)	JDAL-4872-JALS	43	2495.50	2632.42	2541.72	2678.64
29" (737mm)H, 24" (610mm)D Left/30" (762mm)D Right							
36" (914mm)	60" (1524mm)	JDAL-3660-JALS	45	\$ 2058.34	\$ 2167.90	\$ 2104.56	\$ 2214.12
	72" (1829mm)	JDAL-3672-JALS	45	2324.98	2448.22	2371.20	2494.44
48" (1219mm)	60" (1524mm)	JDAL-4860-JALS	45	\$ 2324.98	\$ 2448.22	\$ 2371.20	\$ 2494.44
	72" (1829mm)	JDAL-4872-JALS	45	2591.62	2728.54	2637.84	2774.76
29" (737mm)H, 30" (762mm)D Left/24" (610mm)D Right							
48" (1219mm)	60" (1524mm)	JDAL-4860-JALS	54	\$ 2324.98	\$ 2448.22	\$ 2371.20	\$ 2494.44
	72" (1829mm)	JDAL-4872-JALS	54	2591.62	2728.54	2637.84	2774.76

Extended Transitional Corners

Pedestal-Supported Extended Transitional Wrap-Around Corner

Width	Length	Number	①②	Top - HPL A Trim		Top - HPL B Trim	
				A	B	A	B
Right-Hand Configuration							
End Panel - Steel - Trim A							
29"(737mm)H, 18"(457mm)D Left/24"(610mm)D Right							
36"(914mm)	60"(1524mm)	JDAL-3660-JARS	34	\$ 1877.50	\$ 1987.06	\$ 1923.72	\$2033.28
	72"(1829mm)	JDAL-3672-JARS	34	2124.34	2247.58	2170.56	2293.80
48"(1219mm)	60"(1524mm)	JDAL-4860-JARS	34	\$ 2124.34	\$ 2247.58	\$ 2170.56	\$2293.80
	72"(1829mm)	JDAL-4872-JARS	34	2371.18	2508.10	2417.40	2554.32
29"(737mm)H, 24"(610mm)D Left/18"(457mm)D Right							
36"(914mm)	60"(1524mm)	JDAL-3660-JARS	43	\$ 1877.50	\$ 1987.06	\$ 1923.72	\$2033.28
	72"(1829mm)	JDAL-3672-JARS	43	2124.34	2247.58	2170.56	2293.80
48"(1219mm)	60"(1524mm)	JDAL-4860-JARS	43	\$ 2124.34	\$ 2247.58	\$ 2170.56	\$2293.80
	72"(1829mm)	JDAL-4872-JARS	43	2371.18	2508.10	2417.40	2554.32
29"(737mm)H, 24"(610mm)D Left/30"(762mm)D Right							
48"(1219mm)	60"(1524mm)	JDAL-4860-JARS	45	\$ 2213.26	\$2336.50	\$ 2259.48	\$2382.72
	72"(1829mm)	JDAL-4872-JARS	45	2460.10	2597.02	2506.32	2643.24
29"(737mm)H, 30"(762mm)D Left/24"(610mm)D Right							
36"(914mm)	60"(1524mm)	JDAL-3660-JARS	54	\$ 1966.42	\$2075.98	\$ 2012.64	\$ 2122.20
	72"(1829mm)	JDAL-3672-JARS	54	2213.26	2336.50	2259.48	2382.72
48"(1219mm)	60"(1524mm)	JDAL-4860-JARS	54	\$ 2213.26	\$2336.50	\$ 2259.48	\$2382.72
	72"(1829mm)	JDAL-4872-JARS	54	2460.10	2597.02	2506.32	2643.24
End Panel - Steel - Trim B							
29"(737mm)H, 18"(457mm)D Left/24"(610mm)D Right							
36"(914mm)	60"(1524mm)	JDAL-3660-JARS	34	\$ 1962.22	\$ 2071.78	\$2008.44	\$ 2118.00
	72"(1829mm)	JDAL-3672-JARS	34	2228.86	2352.10	2275.08	2398.32
48"(1219mm)	60"(1524mm)	JDAL-4860-JARS	34	\$2228.86	\$2352.10	\$ 2275.08	\$2398.32
	72"(1829mm)	JDAL-4872-JARS	34	2495.50	2632.42	2541.72	2678.64
29"(737mm)H, 24"(610mm)D Left/18"(457mm)D Right							
36"(914mm)	60"(1524mm)	JDAL-3660-JARS	43	\$ 1962.22	\$ 2071.78	\$2008.44	\$ 2118.00
	72"(1829mm)	JDAL-3672-JARS	43	2228.86	2352.10	2275.08	2398.32
48"(1219mm)	60"(1524mm)	JDAL-4860-JARS	43	\$2228.86	\$2352.10	\$ 2275.08	\$2398.32
	72"(1829mm)	JDAL-4872-JARS	43	2495.50	2632.42	2541.72	2678.64
29"(737mm)H, 24"(610mm)D Left/30"(762mm)D Right							
48"(1219mm)	60"(1524mm)	JDAL-4860-JARS	45	\$2324.98	\$2448.22	\$ 2371.20	\$2494.44
	72"(1829mm)	JDAL-4872-JARS	45	2591.62	2728.54	2637.84	2774.76
29"(737mm)H, 30"(762mm)D Left/24"(610mm)D Right							
36"(914mm)	60"(1524mm)	JDAL-3660-JARS	54	\$2058.34	\$ 2167.90	\$ 2104.56	\$ 2214.12
	72"(1829mm)	JDAL-3672-JARS	54	2324.98	2448.22	2371.20	2494.44
48"(1219mm)	60"(1524mm)	JDAL-4860-JARS	54	\$2324.98	\$2448.22	\$ 2371.20	\$2494.44
	72"(1829mm)	JDAL-4872-JARS	54	2591.62	2728.54	2637.84	2774.76

Extended Transitional Corners

Pedestal-Supported Extended Transitional Wrap-Around Corner

Width	Length	Number	①②	Top - HPL A Trim		Top - HPL B Trim	
				A	B	A	B
Left-Hand Configuration							
End Panel - HPL A							
29"(737mm)H, 18"(457mm)D Left/24"(610mm)D Right							
36"(914mm)	60"(1524mm)	JDAL-3660-JALL	34	\$ 1728.48	\$ 1838.04	\$ 1762.32	\$ 1871.88
	72"(1829mm)	JDAL-3672-JALL	34	1975.32	2098.56	2009.16	2132.40
48"(1219mm)	60"(1524mm)	JDAL-4860-JALL	34	\$ 1975.32	\$2098.56	\$2009.16	\$ 2132.40
	72"(1829mm)	JDAL-4872-JALL	34	2222.16	2359.08	2256.00	2392.92
29"(737mm)H, 24"(610mm)D Left/18"(457mm)D Right							
36"(914mm)	60"(1524mm)	JDAL-3660-JALL	43	\$ 1728.48	\$ 1838.04	\$ 1762.32	\$ 1871.88
	72"(1829mm)	JDAL-3672-JALL	43	1975.32	2098.56	2009.16	2132.40
48"(1219mm)	60"(1524mm)	JDAL-4860-JALL	43	\$ 1975.32	\$2098.56	\$2009.16	\$ 2132.40
	72"(1829mm)	JDAL-4872-JALL	43	2222.16	2359.08	2256.00	2392.92
29"(737mm)H, 24"(610mm)D Left/30"(762mm)D Right							
36"(914mm)	60"(1524mm)	JDAL-3660-JALL	45	\$ 1817.40	\$ 1926.96	\$ 1851.24	\$ 1960.80
	72"(1829mm)	JDAL-3672-JALL	45	2064.24	2187.48	2098.08	2221.32
48"(1219mm)	60"(1524mm)	JDAL-4860-JALL	45	\$2064.24	\$ 2187.48	\$2098.08	\$ 2221.32
	72"(1829mm)	JDAL-4872-JALL	45	2311.08	2448.00	2344.92	2481.84
29"(737mm)H, 30"(762mm)D Left/24"(610mm)D Right							
48"(1219mm)	60"(1524mm)	JDAL-4860-JALL	54	\$2064.24	\$ 2187.48	\$2098.08	\$ 2221.32
	72"(1829mm)	JDAL-4872-JALL	54	2311.08	2448.00	2344.92	2481.84
End Panel - HPL B							
29"(737mm)H, 18"(457mm)D Left/24"(610mm)D Right							
36"(914mm)	60"(1524mm)	JDAL-3660-JALL	34	\$ 1813.20	\$ 1922.76	\$ 1847.04	\$ 1956.60
	72"(1829mm)	JDAL-3672-JALL	34	2079.84	2203.08	2113.68	2236.92
48"(1219mm)	60"(1524mm)	JDAL-4860-JALL	34	\$2079.84	\$2203.08	\$ 2113.68	\$2236.92
	72"(1829mm)	JDAL-4872-JALL	34	2346.48	2483.40	2380.32	2517.24
29"(737mm)H, 24"(610mm)D Left/18"(457mm)D Right							
36"(914mm)	60"(1524mm)	JDAL-3660-JALL	43	\$ 1813.20	\$ 1922.76	\$ 1847.04	\$ 1956.60
	72"(1829mm)	JDAL-3672-JALL	43	2079.84	2203.08	2113.68	2236.92
48"(1219mm)	60"(1524mm)	JDAL-4860-JALL	43	\$2079.84	\$2203.08	\$ 2113.68	\$2236.92
	72"(1829mm)	JDAL-4872-JALL	43	2346.48	2483.40	2380.32	2517.24
29"(737mm)H, 24"(610mm)D Left/30"(762mm)D Right							
36"(914mm)	60"(1524mm)	JDAL-3660-JALL	45	\$ 1909.32	\$ 2018.88	\$ 1943.16	\$2052.72
	72"(1829mm)	JDAL-3672-JALL	45	2175.96	2299.20	2209.80	2333.04
48"(1219mm)	60"(1524mm)	JDAL-4860-JALL	45	\$ 2175.96	\$2299.20	\$2209.80	\$2333.04
	72"(1829mm)	JDAL-4872-JALL	45	2442.60	2579.52	2476.44	2613.36
29"(737mm)H, 30"(762mm)D Left/24"(610mm)D Right							
48"(1219mm)	60"(1524mm)	JDAL-4860-JALL	54	\$ 2175.96	\$2299.20	\$2209.80	\$2333.04
	72"(1829mm)	JDAL-4872-JALL	54	2442.60	2579.52	2476.44	2613.36

Extended Transitional Corners

Pedestal-Supported Extended Transitional Wrap-Around Corner

Width	Length	Number	①②	Top - HPL A Trim		Top - HPL B Trim	
				A	B	A	B
Right-Hand Configuration							
End Panel - HPL A							
29"(737mm)H, 18"(457mm)D Left/24"(610mm)D Right							
36"(914mm)	60"(1524mm)	JDAL-3660-JARL	34	\$ 1728.48	\$ 1838.04	\$ 1762.32	\$ 1871.88
	72"(1829mm)	JDAL-3672-JARL	34	1975.32	2098.56	2009.16	2132.40
48"(1219mm)	60"(1524mm)	JDAL-4860-JARL	34	\$ 1975.32	\$ 2098.56	\$ 2009.16	\$ 2132.40
	72"(1829mm)	JDAL-4872-JARL	34	2222.16	2359.08	2256.00	2392.92
29"(737mm)H, 24"(610mm)D Left/18"(457mm)D Right							
36"(914mm)	60"(1524mm)	JDAL-3660-JARL	43	\$ 1728.48	\$ 1838.04	\$ 1762.32	\$ 1871.88
	72"(1829mm)	JDAL-3672-JARL	43	1975.32	2098.56	2009.16	2132.40
48"(1219mm)	60"(1524mm)	JDAL-4860-JARL	43	\$ 1975.32	\$ 2098.56	\$ 2009.16	\$ 2132.40
	72"(1829mm)	JDAL-4872-JARL	43	2222.16	2359.08	2256.00	2392.92
29"(737mm)H, 24"(610mm)D Left/30"(762mm)D Right							
48"(1219mm)	60"(1524mm)	JDAL-4860-JARL	45	\$ 2064.24	\$ 2187.48	\$ 2098.08	\$ 2221.32
	72"(1829mm)	JDAL-4872-JARL	45	2311.08	2448.00	2344.92	2481.84
29"(737mm)H, 30"(762mm)D Left/24"(610mm)D Right							
36"(914mm)	60"(1524mm)	JDAL-3660-JARL	54	\$ 1817.40	\$ 1926.96	\$ 1851.24	\$ 1960.80
	72"(1829mm)	JDAL-3672-JARL	54	2064.24	2187.48	2098.08	2221.32
48"(1219mm)	60"(1524mm)	JDAL-4860-JARL	54	\$ 2064.24	\$ 2187.48	\$ 2098.08	\$ 2221.32
	72"(1829mm)	JDAL-4872-JARL	54	2311.08	2448.00	2344.92	2481.84
End Panel - HPL B							
29"(737mm)H, 18"(457mm)D Left/24"(610mm)D Right							
36"(914mm)	60"(1524mm)	JDAL-3660-JARL	34	\$ 1813.20	\$ 1922.76	\$ 1847.04	\$ 1956.60
	72"(1829mm)	JDAL-3672-JARL	34	2079.84	2203.08	2113.68	2236.92
48"(1219mm)	60"(1524mm)	JDAL-4860-JARL	34	\$ 2079.84	\$ 2203.08	\$ 2113.68	\$ 2236.92
	72"(1829mm)	JDAL-4872-JARL	34	2346.48	2483.40	2380.32	2517.24
29"(737mm)H, 24"(610mm)D Left/18"(457mm)D Right							
36"(914mm)	60"(1524mm)	JDAL-3660-JARL	43	\$ 1813.20	\$ 1922.76	\$ 1847.04	\$ 1956.60
	72"(1829mm)	JDAL-3672-JARL	43	2079.84	2203.08	2113.68	2236.92
48"(1219mm)	60"(1524mm)	JDAL-4860-JARL	43	\$ 2079.84	\$ 2203.08	\$ 2113.68	\$ 2236.92
	72"(1829mm)	JDAL-4872-JARL	43	2346.48	2483.40	2380.32	2517.24
29"(737mm)H, 24"(610mm)D Left/30"(762mm)D Right							
48"(1219mm)	60"(1524mm)	JDAL-4860-JARL	45	\$ 2175.96	\$ 2299.20	\$ 2209.80	\$ 2333.04
	72"(1829mm)	JDAL-4872-JARL	45	2442.60	2579.52	2476.44	2613.36
29"(737mm)H, 30"(762mm)D Left/24"(610mm)D Right							
36"(914mm)	60"(1524mm)	JDAL-3660-JARL	54	\$ 1909.32	\$ 2018.88	\$ 1943.16	\$ 2052.72
	72"(1829mm)	JDAL-3672-JARL	54	2175.96	2299.20	2209.80	2333.04
48"(1219mm)	60"(1524mm)	JDAL-4860-JARL	54	\$ 2175.96	\$ 2299.20	\$ 2209.80	\$ 2333.04
	72"(1829mm)	JDAL-4872-JARL	54	2442.60	2579.52	2476.44	2613.36

Extended Transitional Corners

Pedestal-Supported Extended Transitional Wrap-Around Corner

Width	Length	Number	①②	Top - HPL A Trim		Top - HPL B Trim	
				A	B	A	B
Left-Hand Configuration							
End Panel - Wood A							
29"(737mm)H, 18"(457mm)D Left/24"(610mm)D Right							
36"(914mm)	60"(1524mm)	JDAL-3660-JALW	34	\$ 1961.41	\$2070.97	\$2078.19	\$ 2187.75
	72"(1829mm)	JDAL-3672-JALW	34	2208.25	2331.49	2325.03	2448.27
48"(1219mm)	60"(1524mm)	JDAL-4860-JALW	34	\$2208.25	\$ 2331.49	\$2325.03	\$2448.27
	72"(1829mm)	JDAL-4872-JALW	34	2455.09	2592.01	2571.87	2708.79
29"(737mm)H, 24"(610mm)D Left/18"(457mm)D Right							
36"(914mm)	60"(1524mm)	JDAL-3660-JALW	43	\$ 1961.41	\$2070.97	\$2078.19	\$ 2187.75
	72"(1829mm)	JDAL-3672-JALW	43	2208.25	2331.49	2325.03	2448.27
48"(1219mm)	60"(1524mm)	JDAL-4860-JALW	43	\$2208.25	\$ 2331.49	\$2325.03	\$2448.27
	72"(1829mm)	JDAL-4872-JALW	43	2455.09	2592.01	2571.87	2708.79
29"(737mm)H, 24"(610mm)D Left/30"(762mm)D Right							
36"(914mm)	60"(1524mm)	JDAL-3660-JALW	45	\$2050.33	\$ 2159.89	\$ 2167.11	\$2276.67
	72"(1829mm)	JDAL-3672-JALW	45	2297.17	2420.41	2413.95	2537.19
48"(1219mm)	60"(1524mm)	JDAL-4860-JALW	45	\$2297.17	\$2420.41	\$ 2413.95	\$2537.19
	72"(1829mm)	JDAL-4872-JALW	45	2544.01	2680.93	2660.79	2797.71
29"(737mm)H, 30"(762mm)D Left/24"(610mm)D Right							
48"(1219mm)	60"(1524mm)	JDAL-4860-JALW	54	\$2297.17	\$2420.41	\$ 2413.95	\$2537.19
	72"(1829mm)	JDAL-4872-JALW	54	2544.01	2680.93	2660.79	2797.71
End Panel - Wood B							
29"(737mm)H, 18"(457mm)D Left/24"(610mm)D Right							
36"(914mm)	60"(1524mm)	JDAL-3660-JALW	34	\$2046.13	\$ 2155.69	\$ 2162.91	\$2272.47
	72"(1829mm)	JDAL-3672-JALW	34	2312.77	2436.01	2429.55	2552.79
48"(1219mm)	60"(1524mm)	JDAL-4860-JALW	34	\$ 2312.77	\$2436.01	\$2429.55	\$2552.79
	72"(1829mm)	JDAL-4872-JALW	34	2579.41	2716.33	2696.19	2833.11
29"(737mm)H, 24"(610mm)D Left/18"(457mm)D Right							
36"(914mm)	60"(1524mm)	JDAL-3660-JALW	43	\$2046.13	\$ 2155.69	\$ 2162.91	\$2272.47
	72"(1829mm)	JDAL-3672-JALW	43	2312.77	2436.01	2429.55	2552.79
48"(1219mm)	60"(1524mm)	JDAL-4860-JALW	43	\$ 2312.77	\$2436.01	\$2429.55	\$2552.79
	72"(1829mm)	JDAL-4872-JALW	43	2579.41	2716.33	2696.19	2833.11
29"(737mm)H, 24"(610mm)D Left/30"(762mm)D Right							
36"(914mm)	60"(1524mm)	JDAL-3660-JALW	45	\$ 2142.25	\$ 2251.81	\$2259.03	\$2368.59
	72"(1829mm)	JDAL-3672-JALW	45	2408.89	2532.13	2525.67	2648.91
48"(1219mm)	60"(1524mm)	JDAL-4860-JALW	45	\$2408.89	\$2532.13	\$2525.67	\$2648.91
	72"(1829mm)	JDAL-4872-JALW	45	2675.53	2812.45	2792.31	2929.23
29"(737mm)H, 30"(762mm)D Left/24"(610mm)D Right							
48"(1219mm)	60"(1524mm)	JDAL-4860-JALW	54	\$2408.89	\$2532.13	\$2525.67	\$2648.91
	72"(1829mm)	JDAL-4872-JALW	54	2675.53	2812.45	2792.31	2929.23

Extended Transitional Corners

Pedestal-Supported Extended Transitional Wrap-Around Corner

Width	Length	Number	①②	Top - HPL A Trim		Top - HPL B Trim	
				A	B	A	B
Right-Hand Configuration							
End Panel - Wood A							
29"(737mm)H, 18"(457mm)D Left/24"(610mm)D Right							
36"(914mm)	60"(1524mm)	JDAL-3660-JARW	34	\$ 1961.41	\$2070.97	\$2078.19	\$ 2187.75
	72"(1829mm)	JDAL-3672-JARW	34	2208.25	2331.49	2325.03	2448.27
48"(1219mm)	60"(1524mm)	JDAL-4860-JARW	34	\$2208.25	\$ 2331.49	\$ 2325.03	\$2448.27
	72"(1829mm)	JDAL-4872-JARW	34	2455.09	2592.01	2571.87	2708.79
29"(737mm)H, 24"(610mm)D Left/18"(457mm)D Right							
36"(914mm)	60"(1524mm)	JDAL-3660-JARW	43	\$ 1961.41	\$2070.97	\$2078.19	\$ 2187.75
	72"(1829mm)	JDAL-3672-JARW	43	2208.25	2331.49	2325.03	2448.27
48"(1219mm)	60"(1524mm)	JDAL-4860-JARW	43	\$2208.25	\$ 2331.49	\$ 2325.03	\$2448.27
	72"(1829mm)	JDAL-4872-JARW	43	2455.09	2592.01	2571.87	2708.79
29"(737mm)H, 24"(610mm)D Left/30"(762mm)D Right							
48"(1219mm)	60"(1524mm)	JDAL-4860-JARW	45	\$ 2297.17	\$2420.41	\$ 2413.95	\$ 2537.19
	72"(1829mm)	JDAL-4872-JARW	45	2544.01	2680.93	2660.79	2797.71
29"(737mm)H, 30"(762mm)D Left/24"(610mm)D Right							
36"(914mm)	60"(1524mm)	JDAL-3660-JARW	54	\$2050.33	\$ 2159.89	\$ 2167.11	\$ 2276.67
	72"(1829mm)	JDAL-3672-JARW	54	2297.17	2420.41	2413.95	2537.19
48"(1219mm)	60"(1524mm)	JDAL-4860-JARW	54	\$ 2297.17	\$2420.41	\$ 2413.95	\$ 2537.19
	72"(1829mm)	JDAL-4872-JARW	54	2544.01	2680.93	2660.79	2797.71
End Panel - Wood B							
29"(737mm)H, 18"(457mm)D Left/24"(610mm)D Right							
36"(914mm)	60"(1524mm)	JDAL-3660-JARW	34	\$2046.13	\$ 2155.69	\$ 2162.91	\$ 2272.47
	72"(1829mm)	JDAL-3672-JARW	34	2312.77	2436.01	2429.55	2552.79
48"(1219mm)	60"(1524mm)	JDAL-4860-JARW	34	\$ 2312.77	\$2436.01	\$2429.55	\$2552.79
	72"(1829mm)	JDAL-4872-JARW	34	2579.41	2716.33	2696.19	2833.11
29"(737mm)H, 24"(610mm)D Left/18"(457mm)D Right							
36"(914mm)	60"(1524mm)	JDAL-3660-JARW	43	\$2046.13	\$ 2155.69	\$ 2162.91	\$ 2272.47
	72"(1829mm)	JDAL-3672-JARW	43	2312.77	2436.01	2429.55	2552.79
48"(1219mm)	60"(1524mm)	JDAL-4860-JARW	43	\$ 2312.77	\$2436.01	\$2429.55	\$2552.79
	72"(1829mm)	JDAL-4872-JARW	43	2579.41	2716.33	2696.19	2833.11
29"(737mm)H, 24"(610mm)D Left/30"(762mm)D Right							
48"(1219mm)	60"(1524mm)	JDAL-4860-JARW	45	\$2408.89	\$2532.13	\$ 2525.67	\$2648.91
	72"(1829mm)	JDAL-4872-JARW	45	2675.53	2812.45	2792.31	2929.23
29"(737mm)H, 30"(762mm)D Left/24"(610mm)D Right							
36"(914mm)	60"(1524mm)	JDAL-3660-JARW	54	\$ 2142.25	\$ 2251.81	\$ 2259.03	\$2368.59
	72"(1829mm)	JDAL-3672-JARW	54	2408.89	2532.13	2525.67	2648.91
48"(1219mm)	60"(1524mm)	JDAL-4860-JARW	54	\$2408.89	\$2532.13	\$ 2525.67	\$2648.91
	72"(1829mm)	JDAL-4872-JARW	54	2675.53	2812.45	2792.31	2929.23

Extended Transitional Corners

Pedestal-Supported Extended Transitional Wrap-Around Corner

Width	Length	Number	①②	Top - Wood A Trim		Top - Wood B Trim	
				A	B	A	B
Left-Hand Configuration							
End Panel - Steel - Trim A							
29"(737mm)H, 18"(457mm)D Left/24"(610mm)D Right							
36"(914mm)	60"(1524mm)	JDAW-3660-KALS	34	\$2655.07	\$2764.63	\$2701.29	\$2810.85
	72"(1829mm)	JDAW-3672-KALS	34	2901.91	3025.15	2948.13	3071.37
48"(1219mm)	60"(1524mm)	JDAW-4860-KALS	34	\$2901.91	\$3025.15	\$2948.13	\$3071.37
	72"(1829mm)	JDAW-4872-KALS	34	3148.75	3285.67	3194.97	3331.89
29"(737mm)H, 24"(610mm)D Left/18"(457mm)D Right							
36"(914mm)	60"(1524mm)	JDAW-3660-KALS	43	\$2655.07	\$2764.63	\$2701.29	\$2810.85
	72"(1829mm)	JDAW-3672-KALS	43	2901.91	3025.15	2948.13	3071.37
48"(1219mm)	60"(1524mm)	JDAW-4860-KALS	43	\$2901.91	\$3025.15	\$2948.13	\$3071.37
	72"(1829mm)	JDAW-4872-KALS	43	3148.75	3285.67	3194.97	3331.89
29"(737mm)H, 24"(610mm)D Left/30"(762mm)D Right							
36"(914mm)	60"(1524mm)	JDAW-3660-KALS	45	\$2743.99	\$2853.55	\$2790.21	\$2899.77
	72"(1829mm)	JDAW-3672-KALS	45	2990.83	3114.07	3037.05	3160.29
48"(1219mm)	60"(1524mm)	JDAW-4860-KALS	45	\$2990.83	\$3114.07	\$3037.05	\$3160.29
	72"(1829mm)	JDAW-4872-KALS	45	3237.67	3374.59	3283.89	3420.81
29"(737mm)H, 30"(762mm)D Left/24"(610mm)D Right							
48"(1219mm)	60"(1524mm)	JDAW-4860-KALS	54	\$2990.83	\$3114.07	\$3037.05	\$3160.29
	72"(1829mm)	JDAW-4872-KALS	54	3237.67	3374.59	3283.89	3420.81
End Panel - Steel - Trim B							
29"(737mm)H, 18"(457mm)D Left/24"(610mm)D Right							
36"(914mm)	60"(1524mm)	JDAW-3660-KALS	34	\$2889.49	\$2999.05	\$2935.71	\$3045.27
	72"(1829mm)	JDAW-3672-KALS	34	3180.37	3303.61	3226.59	3349.83
48"(1219mm)	60"(1524mm)	JDAW-4860-KALS	34	\$3180.37	\$3303.61	\$3226.59	\$3349.83
	72"(1829mm)	JDAW-4872-KALS	34	3471.25	3608.17	3517.47	3654.39
29"(737mm)H, 24"(610mm)D Left/18"(457mm)D Right							
36"(914mm)	60"(1524mm)	JDAW-3660-KALS	43	\$2889.49	\$2999.05	\$2935.71	\$3045.27
	72"(1829mm)	JDAW-3672-KALS	43	3180.37	3303.61	3226.59	3349.83
48"(1219mm)	60"(1524mm)	JDAW-4860-KALS	43	\$3180.37	\$3303.61	\$3226.59	\$3349.83
	72"(1829mm)	JDAW-4872-KALS	43	3471.25	3608.17	3517.47	3654.39
29"(737mm)H, 24"(610mm)D Left/30"(762mm)D Right							
36"(914mm)	60"(1524mm)	JDAW-3660-KALS	45	\$2994.25	\$3103.81	\$3040.47	\$3150.03
	72"(1829mm)	JDAW-3672-KALS	45	3285.13	3408.37	3331.35	3454.59
48"(1219mm)	60"(1524mm)	JDAW-4860-KALS	45	\$3285.13	\$3408.37	\$3331.35	\$3454.59
	72"(1829mm)	JDAW-4872-KALS	45	3576.01	3712.93	3622.23	3759.15
29"(737mm)H, 30"(762mm)D Left/24"(610mm)D Right							
48"(1219mm)	60"(1524mm)	JDAW-4860-KALS	54	\$3285.13	\$3408.37	\$3331.35	\$3454.59
	72"(1829mm)	JDAW-4872-KALS	54	3576.01	3712.93	3622.23	3759.15

Extended Transitional Corners

Pedestal-Supported Extended Transitional Wrap-Around Corner

Width	Length	Number	①②	Top - Wood A Trim		Top - Wood B Trim	
				A	B	A	B
Right-Hand Configuration							
End Panel - Steel - Trim A							
29"(737mm)H, 18"(457mm)D Left/24"(610mm)D Right							
36"(914mm)	60"(1524mm)	JDAW-3660-KARS	34	\$2655.07	\$2764.63	\$2701.29	\$2810.85
	72"(1829mm)	JDAW-3672-KARS	34	2901.91	3025.15	2948.13	3071.37
48"(1219mm)	60"(1524mm)	JDAW-4860-KARS	34	\$2901.91	\$3025.15	\$2948.13	\$3071.37
	72"(1829mm)	JDAW-4872-KARS	34	3148.75	3285.67	3194.97	3331.89
29"(737mm)H, 24"(610mm)D Left/18"(457mm)D Right							
36"(914mm)	60"(1524mm)	JDAW-3660-KARS	43	\$2655.07	\$2764.63	\$2701.29	\$2810.85
	72"(1829mm)	JDAW-3672-KARS	43	2901.91	3025.15	2948.13	3071.37
48"(1219mm)	60"(1524mm)	JDAW-4860-KARS	43	\$2901.91	\$3025.15	\$2948.13	\$3071.37
	72"(1829mm)	JDAW-4872-KARS	43	3148.75	3285.67	3194.97	3331.89
29"(737mm)H, 24"(610mm)D Left/30"(762mm)D Right							
48"(1219mm)	60"(1524mm)	JDAW-4860-KARS	45	\$2990.83	\$3114.07	\$3037.05	\$3160.29
	72"(1829mm)	JDAW-4872-KARS	45	3237.67	3374.59	3283.89	3420.81
29"(737mm)H, 30"(762mm)D Left/24"(610mm)D Right							
36"(914mm)	60"(1524mm)	JDAW-3660-KARS	54	\$2743.99	\$2853.55	\$2790.21	\$2899.77
	72"(1829mm)	JDAW-3672-KARS	54	2990.83	3114.07	3037.05	3160.29
48"(1219mm)	60"(1524mm)	JDAW-4860-KARS	54	\$2990.83	\$3114.07	\$3037.05	\$3160.29
	72"(1829mm)	JDAW-4872-KARS	54	3237.67	3374.59	3283.89	3420.81
End Panel - Steel - Trim B							
29"(737mm)H, 18"(457mm)D Left/24"(610mm)D Right							
36"(914mm)	60"(1524mm)	JDAW-3660-KARS	34	\$2889.49	\$2999.05	\$2935.71	\$3045.27
	72"(1829mm)	JDAW-3672-KARS	34	3180.37	3303.61	3226.59	3349.83
48"(1219mm)	60"(1524mm)	JDAW-4860-KARS	34	\$3180.37	\$3303.61	\$3226.59	\$3349.83
	72"(1829mm)	JDAW-4872-KARS	34	3471.25	3608.17	3517.47	3654.39
29"(737mm)H, 24"(610mm)D Left/18"(457mm)D Right							
36"(914mm)	60"(1524mm)	JDAW-3660-KARS	43	\$2889.49	\$2999.05	\$2935.71	\$3045.27
	72"(1829mm)	JDAW-3672-KARS	43	3180.37	3303.61	3226.59	3349.83
48"(1219mm)	60"(1524mm)	JDAW-4860-KARS	43	\$3180.37	\$3303.61	\$3226.59	\$3349.83
	72"(1829mm)	JDAW-4872-KARS	43	3471.25	3608.17	3517.47	3654.39
29"(737mm)H, 24"(610mm)D Left/30"(762mm)D Right							
48"(1219mm)	60"(1524mm)	JDAW-4860-KARS	45	\$3285.13	\$3408.37	\$3331.35	\$3454.59
	72"(1829mm)	JDAW-4872-KARS	45	3576.01	3712.93	3622.23	3759.15
29"(737mm)H, 30"(762mm)D Left/24"(610mm)D Right							
36"(914mm)	60"(1524mm)	JDAW-3660-KARS	54	\$2994.25	\$3103.81	\$3040.47	\$3150.03
	72"(1829mm)	JDAW-3672-KARS	54	3285.13	3408.37	3331.35	3454.59
48"(1219mm)	60"(1524mm)	JDAW-4860-KARS	54	\$3285.13	\$3408.37	\$3331.35	\$3454.59
	72"(1829mm)	JDAW-4872-KARS	54	3576.01	3712.93	3622.23	3759.15

Extended Transitional Corners

Pedestal-Supported Extended Transitional Wrap-Around Corner

Width	Length	Number	①②	Top - Wood A Trim		Top - Wood B Trim	
				A	B	A	B
Left-Hand Configuration							
End Panel - HPL A							
29"(737mm)H, 18"(457mm)D Left/24"(610mm)D Right							
36"(914mm)	60"(1524mm)	JDAW-3660-KALL	34	\$2506.05	\$ 2615.61	\$2539.89	\$2649.45
	72"(1829mm)	JDAW-3672-KALL	34	2752.89	2876.13	2786.73	2909.97
48"(1219mm)	60"(1524mm)	JDAW-4860-KALL	34	\$2752.89	\$2876.13	\$2786.73	\$2909.97
	72"(1829mm)	JDAW-4872-KALL	34	2999.73	3136.65	3033.57	3170.49
29"(737mm)H, 24"(610mm)D Left/18"(457mm)D Right							
36"(914mm)	60"(1524mm)	JDAW-3660-KALL	43	\$2506.05	\$ 2615.61	\$2539.89	\$2649.45
	72"(1829mm)	JDAW-3672-KALL	43	2752.89	2876.13	2786.73	2909.97
48"(1219mm)	60"(1524mm)	JDAW-4860-KALL	43	\$2752.89	\$2876.13	\$2786.73	\$2909.97
	72"(1829mm)	JDAW-4872-KALL	43	2999.73	3136.65	3033.57	3170.49
29"(737mm)H, 24"(610mm)D Left/30"(762mm)D Right							
36"(914mm)	60"(1524mm)	JDAW-3660-KALL	45	\$2594.97	\$2704.53	\$2628.81	\$2738.37
	72"(1829mm)	JDAW-3672-KALL	45	2841.81	2965.05	2875.65	2998.89
48"(1219mm)	60"(1524mm)	JDAW-4860-KALL	45	\$2841.81	\$2965.05	\$2875.65	\$2998.89
	72"(1829mm)	JDAW-4872-KALL	45	3088.65	3225.57	3122.49	3259.41
29"(737mm)H, 30"(762mm)D Left/24"(610mm)D Right							
48"(1219mm)	60"(1524mm)	JDAW-4860-KALL	54	\$2841.81	\$2965.05	\$2875.65	\$2998.89
	72"(1829mm)	JDAW-4872-KALL	54	3088.65	3225.57	3122.49	3259.41
End Panel - HPL B							
29"(737mm)H, 18"(457mm)D Left/24"(610mm)D Right							
36"(914mm)	60"(1524mm)	JDAW-3660-KALL	34	\$2740.47	\$2850.03	\$2774.31	\$2883.87
	72"(1829mm)	JDAW-3672-KALL	34	3031.35	3154.59	3065.19	3188.43
48"(1219mm)	60"(1524mm)	JDAW-4860-KALL	34	\$3031.35	\$3154.59	\$3065.19	\$3188.43
	72"(1829mm)	JDAW-4872-KALL	34	3322.23	3459.15	3356.07	3492.99
29"(737mm)H, 24"(610mm)D Left/18"(457mm)D Right							
36"(914mm)	60"(1524mm)	JDAW-3660-KALL	43	\$2740.47	\$2850.03	\$2774.31	\$2883.87
	72"(1829mm)	JDAW-3672-KALL	43	3031.35	3154.59	3065.19	3188.43
48"(1219mm)	60"(1524mm)	JDAW-4860-KALL	43	\$3031.35	\$3154.59	\$3065.19	\$3188.43
	72"(1829mm)	JDAW-4872-KALL	43	3322.23	3459.15	3356.07	3492.99
29"(737mm)H, 24"(610mm)D Left/30"(762mm)D Right							
36"(914mm)	60"(1524mm)	JDAW-3660-KALL	45	\$2845.23	\$2954.79	\$2879.07	\$2988.63
	72"(1829mm)	JDAW-3672-KALL	45	3136.11	3259.35	3169.95	3293.19
48"(1219mm)	60"(1524mm)	JDAW-4860-KALL	45	\$3136.11	\$3259.35	\$3169.95	\$3293.19
	72"(1829mm)	JDAW-4872-KALL	45	3426.99	3563.91	3460.83	3597.75
29"(737mm)H, 30"(762mm)D Left/24"(610mm)D Right							
48"(1219mm)	60"(1524mm)	JDAW-4860-KALL	54	\$3136.11	\$3259.35	\$3169.95	\$3293.19
	72"(1829mm)	JDAW-4872-KALL	54	3426.99	3563.91	3460.83	3597.75

Extended Transitional Corners

Pedestal-Supported Extended Transitional Wrap-Around Corner

Width	Length	Number	①②	Top - Wood A Trim		Top - Wood B Trim	
				A	B	A	B
Right-Hand Configuration							
End Panel - HPL A							
29"(737mm)H, 18"(457mm)D Left/24"(610mm)D Right							
36"(914mm)	60"(1524mm)	JDAW-3660-KARL	34	\$2506.05	\$ 2615.61	\$2539.89	\$2649.45
	72"(1829mm)	JDAW-3672-KARL	34	2752.89	2876.13	2786.73	2909.97
48"(1219mm)	60"(1524mm)	JDAW-4860-KARL	34	\$ 2752.89	\$ 2876.13	\$ 2786.73	\$2909.97
	72"(1829mm)	JDAW-4872-KARL	34	2999.73	3136.65	3033.57	3170.49
29"(737mm)H, 24"(610mm)D Left/18"(457mm)D Right							
36"(914mm)	60"(1524mm)	JDAW-3660-KARL	43	\$2506.05	\$ 2615.61	\$2539.89	\$2649.45
	72"(1829mm)	JDAW-3672-KARL	43	2752.89	2876.13	2786.73	2909.97
48"(1219mm)	60"(1524mm)	JDAW-4860-KARL	43	\$ 2752.89	\$ 2876.13	\$ 2786.73	\$2909.97
	72"(1829mm)	JDAW-4872-KARL	43	2999.73	3136.65	3033.57	3170.49
29"(737mm)H, 24"(610mm)D Left/30"(762mm)D Right							
48"(1219mm)	60"(1524mm)	JDAW-4860-KARL	45	\$ 2841.81	\$2965.05	\$ 2875.65	\$2998.89
	72"(1829mm)	JDAW-4872-KARL	45	3088.65	3225.57	3122.49	3259.41
29"(737mm)H, 30"(762mm)D Left/24"(610mm)D Right							
36"(914mm)	60"(1524mm)	JDAW-3660-KARL	54	\$2594.97	\$2704.53	\$2628.81	\$ 2738.37
	72"(1829mm)	JDAW-3672-KARL	54	2841.81	2965.05	2875.65	2998.89
48"(1219mm)	60"(1524mm)	JDAW-4860-KARL	54	\$ 2841.81	\$2965.05	\$ 2875.65	\$2998.89
	72"(1829mm)	JDAW-4872-KARL	54	3088.65	3225.57	3122.49	3259.41
End Panel - HPL B							
29"(737mm)H, 18"(457mm)D Left/24"(610mm)D Right							
36"(914mm)	60"(1524mm)	JDAW-3660-KARL	34	\$ 2740.47	\$2850.03	\$ 2774.31	\$2883.87
	72"(1829mm)	JDAW-3672-KARL	34	3031.35	3154.59	3065.19	3188.43
48"(1219mm)	60"(1524mm)	JDAW-4860-KARL	34	\$ 3031.35	\$ 3154.59	\$3065.19	\$ 3188.43
	72"(1829mm)	JDAW-4872-KARL	34	3322.23	3459.15	3356.07	3492.99
29"(737mm)H, 24"(610mm)D Left/18"(457mm)D Right							
36"(914mm)	60"(1524mm)	JDAW-3660-KARL	43	\$ 2740.47	\$2850.03	\$ 2774.31	\$2883.87
	72"(1829mm)	JDAW-3672-KARL	43	3031.35	3154.59	3065.19	3188.43
48"(1219mm)	60"(1524mm)	JDAW-4860-KARL	43	\$ 3031.35	\$ 3154.59	\$3065.19	\$ 3188.43
	72"(1829mm)	JDAW-4872-KARL	43	3322.23	3459.15	3356.07	3492.99
29"(737mm)H, 24"(610mm)D Left/30"(762mm)D Right							
48"(1219mm)	60"(1524mm)	JDAW-4860-KARL	45	\$ 3136.11	\$3259.35	\$ 3169.95	\$3293.19
	72"(1829mm)	JDAW-4872-KARL	45	3426.99	3563.91	3460.83	3597.75
29"(737mm)H, 30"(762mm)D Left/24"(610mm)D Right							
36"(914mm)	60"(1524mm)	JDAW-3660-KARL	54	\$2845.23	\$2954.79	\$ 2879.07	\$2988.63
	72"(1829mm)	JDAW-3672-KARL	54	3136.11	3259.35	3169.95	3293.19
48"(1219mm)	60"(1524mm)	JDAW-4860-KARL	54	\$ 3136.11	\$3259.35	\$ 3169.95	\$3293.19
	72"(1829mm)	JDAW-4872-KARL	54	3426.99	3563.91	3460.83	3597.75

Extended Transitional Corners

Pedestal-Supported Extended Transitional Wrap-Around Corner

Width	Length	Number	①②	Top - Wood A Trim		Top - Wood B Trim	
				A	B	A	B
Left-Hand Configuration							
End Panel - Wood A							
29"(737mm)H, 18"(457mm)D Left/24"(610mm)D Right							
36"(914mm)	60"(1524mm)	JDAW-3660-KALW	34	\$ 2738.98	\$ 2848.54	\$ 2855.76	\$ 2965.32
	72"(1829mm)	JDAW-3672-KALW	34	2985.82	3109.06	3102.60	3225.84
48"(1219mm)	60"(1524mm)	JDAW-4860-KALW	34	\$ 2985.82	\$ 3109.06	\$ 3102.60	\$ 3225.84
	72"(1829mm)	JDAW-4872-KALW	34	3232.66	3369.58	3349.44	3486.36
29"(737mm)H, 24"(610mm)D Left/18"(457mm)D Right							
36"(914mm)	60"(1524mm)	JDAW-3660-KALW	43	\$ 2738.98	\$ 2848.54	\$ 2855.76	\$ 2965.32
	72"(1829mm)	JDAW-3672-KALW	43	2985.82	3109.06	3102.60	3225.84
48"(1219mm)	60"(1524mm)	JDAW-4860-KALW	43	\$ 2985.82	\$ 3109.06	\$ 3102.60	\$ 3225.84
	72"(1829mm)	JDAW-4872-KALW	43	3232.66	3369.58	3349.44	3486.36
29"(737mm)H, 24"(610mm)D Left/30"(762mm)D Right							
36"(914mm)	60"(1524mm)	JDAW-3660-KALW	45	\$ 2827.90	\$ 2937.46	\$ 2944.68	\$ 3054.24
	72"(1829mm)	JDAW-3672-KALW	45	3074.74	3197.98	3191.52	3314.76
48"(1219mm)	60"(1524mm)	JDAW-4860-KALW	45	\$ 3074.74	\$ 3197.98	\$ 3191.52	\$ 3314.76
	72"(1829mm)	JDAW-4872-KALW	45	3321.58	3458.50	3438.36	3575.28
29"(737mm)H, 30"(762mm)D Left/24"(610mm)D Right							
48"(1219mm)	60"(1524mm)	JDAW-4860-KALW	54	\$ 3074.74	\$ 3197.98	\$ 3191.52	\$ 3314.76
	72"(1829mm)	JDAW-4872-KALW	54	3321.58	3458.50	3438.36	3575.28
End Panel - Wood B							
29"(737mm)H, 18"(457mm)D Left/24"(610mm)D Right							
36"(914mm)	60"(1524mm)	JDAW-3660-KALW	34	\$ 2973.40	\$ 3082.96	\$ 3090.18	\$ 3199.74
	72"(1829mm)	JDAW-3672-KALW	34	3264.28	3387.52	3381.06	3504.30
48"(1219mm)	60"(1524mm)	JDAW-4860-KALW	34	\$ 3264.28	\$ 3387.52	\$ 3381.06	\$ 3504.30
	72"(1829mm)	JDAW-4872-KALW	34	3555.16	3692.08	3671.94	3808.86
29"(737mm)H, 24"(610mm)D Left/18"(457mm)D Right							
36"(914mm)	60"(1524mm)	JDAW-3660-KALW	43	\$ 2973.40	\$ 3082.96	\$ 3090.18	\$ 3199.74
	72"(1829mm)	JDAW-3672-KALW	43	3264.28	3387.52	3381.06	3504.30
48"(1219mm)	60"(1524mm)	JDAW-4860-KALW	43	\$ 3264.28	\$ 3387.52	\$ 3381.06	\$ 3504.30
	72"(1829mm)	JDAW-4872-KALW	43	3555.16	3692.08	3671.94	3808.86
29"(737mm)H, 24"(610mm)D Left/30"(762mm)D Right							
36"(914mm)	60"(1524mm)	JDAW-3660-KALW	45	\$ 3078.16	\$ 3187.72	\$ 3194.94	\$ 3304.50
	72"(1829mm)	JDAW-3672-KALW	45	3369.04	3492.28	3485.82	3609.06
48"(1219mm)	60"(1524mm)	JDAW-4860-KALW	45	\$ 3369.04	\$ 3492.28	\$ 3485.82	\$ 3609.06
	72"(1829mm)	JDAW-4872-KALW	45	3659.92	3796.84	3776.70	3913.62
29"(737mm)H, 30"(762mm)D Left/24"(610mm)D Right							
48"(1219mm)	60"(1524mm)	JDAW-4860-KALW	54	\$ 3369.04	\$ 3492.28	\$ 3485.82	\$ 3609.06
	72"(1829mm)	JDAW-4872-KALW	54	3659.92	3796.84	3776.70	3913.62

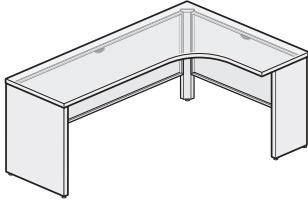
Extended Transitional Corners

Pedestal-Supported Extended Transitional Wrap-Around Corner

Width	Length	Number	①②	Top - Wood A Trim		Top - Wood B Trim	
				A	B	A	B
Right-Hand Configuration							
End Panel - Wood A							
29"(737mm)H, 18"(457mm)D Left/24"(610mm)D Right							
36"(914mm)	60"(1524mm)	JDAW-3660-KARW	34	\$2738.98	\$2848.54	\$2855.76	\$2965.32
	72"(1829mm)	JDAW-3672-KARW	34	2985.82	3109.06	3102.60	3225.84
48"(1219mm)	60"(1524mm)	JDAW-4860-KARW	34	\$2985.82	\$3109.06	\$3102.60	\$3225.84
	72"(1829mm)	JDAW-4872-KARW	34	3232.66	3369.58	3349.44	3486.36
29"(737mm)H, 24"(610mm)D Left/18"(457mm)D Right							
36"(914mm)	60"(1524mm)	JDAW-3660-KARW	43	\$2738.98	\$2848.54	\$2855.76	\$2965.32
	72"(1829mm)	JDAW-3672-KARW	43	2985.82	3109.06	3102.60	3225.84
48"(1219mm)	60"(1524mm)	JDAW-4860-KARW	43	\$2985.82	\$3109.06	\$3102.60	\$3225.84
	72"(1829mm)	JDAW-4872-KARW	43	3232.66	3369.58	3349.44	3486.36
29"(737mm)H, 24"(610mm)D Left/30"(762mm)D Right							
48"(1219mm)	60"(1524mm)	JDAW-4860-KARW	45	\$3074.74	\$3197.98	\$3191.52	\$3314.76
	72"(1829mm)	JDAW-4872-KARW	45	3321.58	3458.50	3438.36	3575.28
29"(737mm)H, 30"(762mm)D Left/24"(610mm)D Right							
36"(914mm)	60"(1524mm)	JDAW-3660-KARW	54	\$2827.90	\$2937.46	\$2944.68	\$3054.24
	72"(1829mm)	JDAW-3672-KARW	54	3074.74	3197.98	3191.52	3314.76
48"(1219mm)	60"(1524mm)	JDAW-4860-KARW	54	\$3074.74	\$3197.98	\$3191.52	\$3314.76
	72"(1829mm)	JDAW-4872-KARW	54	3321.58	3458.50	3438.36	3575.28
End Panel - Wood B							
29"(737mm)H, 18"(457mm)D Left/24"(610mm)D Right							
36"(914mm)	60"(1524mm)	JDAW-3660-KARW	34	\$2973.40	\$3082.96	\$3090.18	\$3199.74
	72"(1829mm)	JDAW-3672-KARW	34	3264.28	3387.52	3381.06	3504.30
48"(1219mm)	60"(1524mm)	JDAW-4860-KARW	34	\$3264.28	\$3387.52	\$3381.06	\$3504.30
	72"(1829mm)	JDAW-4872-KARW	34	3555.16	3692.08	3671.94	3808.86
29"(737mm)H, 24"(610mm)D Left/18"(457mm)D Right							
36"(914mm)	60"(1524mm)	JDAW-3660-KARW	43	\$2973.40	\$3082.96	\$3090.18	\$3199.74
	72"(1829mm)	JDAW-3672-KARW	43	3264.28	3387.52	3381.06	3504.30
48"(1219mm)	60"(1524mm)	JDAW-4860-KARW	43	\$3264.28	\$3387.52	\$3381.06	\$3504.30
	72"(1829mm)	JDAW-4872-KARW	43	3555.16	3692.08	3671.94	3808.86
29"(737mm)H, 24"(610mm)D Left/30"(762mm)D Right							
48"(1219mm)	60"(1524mm)	JDAW-4860-KARW	45	\$3369.04	\$3492.28	\$3485.82	\$3609.06
	72"(1829mm)	JDAW-4872-KARW	45	3659.92	3796.84	3776.70	3913.62
29"(737mm)H, 30"(762mm)D Left/24"(610mm)D Right							
36"(914mm)	60"(1524mm)	JDAW-3660-KARW	54	\$3078.16	\$3187.72	\$3194.94	\$3304.50
	72"(1829mm)	JDAW-3672-KARW	54	3369.04	3492.28	3485.82	3609.06
48"(1219mm)	60"(1524mm)	JDAW-4860-KARW	54	\$3369.04	\$3492.28	\$3485.82	\$3609.06
	72"(1829mm)	JDAW-4872-KARW	54	3659.92	3796.84	3776.70	3913.62

Extended Transitional Corners

Extended Transitional Wrap-Around Corner



JDAL-JFLSDS
 JDAL-JFLLDs
 JDAL-JFLWDS
 JDAW-KFLSDS
 JDAW-KFLLDs
 JDAW-KFLWDS
 (Left-Hand)
 Class FM1

Features

- Includes high-pressure laminate (HPL) or wood veneer top, steel, laminate or wood end panel, steel modesty panels, and hardware for assembly and attachment to adjoining casegood.
- Top has 3mm edgeband on user edge and 1mm edgeband on sides and back.
- Modesty panels are available with or without scallop wireway for cable management; scallop is centered at top of modesty panel.
- Glides provide 1.5"(38mm) adjustment range.
- Field assembled.

Specification Tips

- Not for use as a stand-alone casegood. Half end panel must be attached to a return or bridge.
- Top has a 6"(152mm) depth difference at each end. Specify adjoining casegoods accordingly.
- Modesty panel height, cable management, and color selections apply to both modesty panels.
- When placing a mobile, attached, or suspended pedestal inside the corner, pedestal depth must be at least 6"(152mm) less than nominal depth of top. See table.

Corner/Pedestal Nominal Depths

Corner Depth	Pedestal Depth
18"(457mm)	N/A
24"(610mm)	18"(457mm)
30"(762mm)	24"(610mm)

To Order, Specify:

1) Product number, including:

1 Modesty Panel Height:

- B** 1/3 Height
- D** 3/4 Height (add **\$90.76** list)
- F** Full Height (add **\$181.52** list)

2 Modesty Panel Cable Management:

- N** No Scallop
- S** Scallop

- 2) Laminate or wood color for top.
- 3) Edge trim color for top (HPL only).
- 4) End panel trim, laminate or wood finish.
- 5) End panel edge color (HPL only)
- 6) Modesty panel trim color.

Extended Transitional Corners

Extended Transitional Wrap-Around Corner

Width	Length	Number	①②	Top - HPL A Trim		Top - HPL B Trim	
				A	B	A	B
Left-Hand Configuration							
End Panel - Steel - Trim A							
29"(737mm)H, 18"(457mm)D Left/24"(610mm)D Right							
36"(914mm)	60"(1524mm)	JDAL-3660-JFLS	34	\$2449.55	\$2559.11	\$2541.99	\$2651.55
	72"(1829mm)	JDAL-3672-JFLS	34	2696.39	2819.63	2788.83	2912.07
48"(1219mm)	60"(1524mm)	JDAL-4860-JFLS	34	\$2696.39	\$2819.63	\$2788.83	\$2912.07
	72"(1829mm)	JDAL-4872-JFLS	34	2943.23	3080.15	3035.67	3172.59
29"(737mm)H, 24"(610mm)D Left/18"(457mm)D Right							
36"(914mm)	60"(1524mm)	JDAL-3660-JFLS	43	\$2465.09	\$2574.65	\$2571.15	\$2680.71
	72"(1829mm)	JDAL-3672-JFLS	43	2711.93	2835.17	2817.99	2941.23
48"(1219mm)	60"(1524mm)	JDAL-4860-JFLS	43	\$2711.93	\$2835.17	\$2817.99	\$2941.23
	72"(1829mm)	JDAL-4872-JFLS	43	2958.77	3095.69	3064.83	3201.75
29"(737mm)H, 24"(610mm)D Left/30"(762mm)D Right							
36"(914mm)	60"(1524mm)	JDAL-3660-JFLS	45	\$2554.01	\$2663.57	\$2660.07	\$2769.63
	72"(1829mm)	JDAL-3672-JFLS	45	2800.85	2924.09	2906.91	3030.15
48"(1219mm)	60"(1524mm)	JDAL-4860-JFLS	45	\$2800.85	\$2924.09	\$2906.91	\$3030.15
	72"(1829mm)	JDAL-4872-JFLS	45	3047.69	3184.61	3153.75	3290.67
29"(737mm)H, 30"(762mm)D Left/24"(610mm)D Right							
48"(1219mm)	60"(1524mm)	JDAL-4860-JFLS	54	\$2816.39	\$2939.63	\$2936.07	\$3059.31
	72"(1829mm)	JDAL-4872-JFLS	54	3063.23	3200.15	3182.91	3319.83
End Panel - Steel - Trim B							
29"(737mm)H, 18"(457mm)D Left/24"(610mm)D Right							
36"(914mm)	60"(1524mm)	JDAL-3660-JFLS	34	\$2534.27	\$2643.83	\$2626.71	\$2736.27
	72"(1829mm)	JDAL-3672-JFLS	34	2800.91	2924.15	2893.35	3016.59
48"(1219mm)	60"(1524mm)	JDAL-4860-JFLS	34	\$2800.91	\$2924.15	\$2893.35	\$3016.59
	72"(1829mm)	JDAL-4872-JFLS	34	3067.55	3204.47	3159.99	3296.91
29"(737mm)H, 24"(610mm)D Left/18"(457mm)D Right							
36"(914mm)	60"(1524mm)	JDAL-3660-JFLS	43	\$2549.81	\$2659.37	\$2655.87	\$2765.43
	72"(1829mm)	JDAL-3672-JFLS	43	2816.45	2939.69	2922.51	3045.75
48"(1219mm)	60"(1524mm)	JDAL-4860-JFLS	43	\$2816.45	\$2939.69	\$2922.51	\$3045.75
	72"(1829mm)	JDAL-4872-JFLS	43	3083.09	3220.01	3189.15	3326.07
29"(737mm)H, 24"(610mm)D Left/30"(762mm)D Right							
36"(914mm)	60"(1524mm)	JDAL-3660-JFLS	45	\$2645.93	\$2755.49	\$2751.99	\$2861.55
	72"(1829mm)	JDAL-3672-JFLS	45	2912.57	3035.81	3018.63	3141.87
48"(1219mm)	60"(1524mm)	JDAL-4860-JFLS	45	\$2912.57	\$3035.81	\$3018.63	\$3141.87
	72"(1829mm)	JDAL-4872-JFLS	45	3179.21	3316.13	3285.27	3422.19
29"(737mm)H, 30"(762mm)D Left/24"(610mm)D Right							
48"(1219mm)	60"(1524mm)	JDAL-4860-JFLS	54	\$2928.11	\$3051.35	\$3047.79	\$3171.03
	72"(1829mm)	JDAL-4872-JFLS	54	3194.75	3331.67	3314.43	3451.35

Extended Transitional Corners

Extended Transitional Wrap-Around Corner

Width	Length	Number	①②	Top - HPL A Trim		Top - HPL B Trim	
				A	B	A	B
Right-Hand Configuration							
End Panel - Steel - Trim A							
29"(737mm)H, 18"(457mm)D Left/24"(610mm)D Right							
36"(914mm)	60"(1524mm)	JDAL-3660-JFRS	34	\$2465.09	\$2574.65	\$2571.15	\$2680.71
	72"(1829mm)	JDAL-3672-JFRS	34	2711.93	2835.17	2817.99	2941.23
48"(1219mm)	60"(1524mm)	JDAL-4860-JFRS	34	\$2711.93	\$2835.17	\$2817.99	\$2941.23
	72"(1829mm)	JDAL-4872-JFRS	34	2958.77	3095.69	3064.83	3201.75
29"(737mm)H, 24"(610mm)D Left/18"(457mm)D Right							
36"(914mm)	60"(1524mm)	JDAL-3660-JFRS	43	\$2449.55	\$2559.11	\$2541.99	\$2651.55
	72"(1829mm)	JDAL-3672-JFRS	43	2696.39	2819.63	2788.83	2912.07
48"(1219mm)	60"(1524mm)	JDAL-4860-JFRS	43	\$2696.39	\$2819.63	\$2788.83	\$2912.07
	72"(1829mm)	JDAL-4872-JFRS	43	2943.23	3080.15	3035.67	3172.59
29"(737mm)H, 24"(610mm)D Left/30"(762mm)D Right							
48"(1219mm)	60"(1524mm)	JDAL-4860-JFRS	45	\$2816.39	\$2939.63	\$2936.07	\$3059.31
	72"(1829mm)	JDAL-4872-JFRS	45	3063.23	3200.15	3182.91	3319.83
29"(737mm)H, 30"(762mm)D Left/24"(610mm)D Right							
36"(914mm)	60"(1524mm)	JDAL-3660-JFRS	54	\$2554.01	\$2663.57	\$2660.07	\$2769.63
	72"(1829mm)	JDAL-3672-JFRS	54	2800.85	2924.09	2906.91	3030.15
48"(1219mm)	60"(1524mm)	JDAL-4860-JFRS	54	\$2800.85	\$2924.09	\$2906.91	\$3030.15
	72"(1829mm)	JDAL-4872-JFRS	54	3047.69	3184.61	3153.75	3290.67
End Panel - Steel - Trim B							
29"(737mm)H, 18"(457mm)D Left/24"(610mm)D Right							
36"(914mm)	60"(1524mm)	JDAL-3660-JFRS	34	\$2549.81	\$2659.37	\$2655.87	\$2765.43
	72"(1829mm)	JDAL-3672-JFRS	34	2816.45	2939.69	2922.51	3045.75
48"(1219mm)	60"(1524mm)	JDAL-4860-JFRS	34	\$2816.45	\$2939.69	\$2922.51	\$3045.75
	72"(1829mm)	JDAL-4872-JFRS	34	3083.09	3220.01	3189.15	3326.07
29"(737mm)H, 24"(610mm)D Left/18"(457mm)D Right							
36"(914mm)	60"(1524mm)	JDAL-3660-JFRS	43	\$2534.27	\$2643.83	\$2626.71	\$2736.27
	72"(1829mm)	JDAL-3672-JFRS	43	2800.91	2924.15	2893.35	3016.59
48"(1219mm)	60"(1524mm)	JDAL-4860-JFRS	43	\$2800.91	\$2924.15	\$2893.35	\$3016.59
	72"(1829mm)	JDAL-4872-JFRS	43	3067.55	3204.47	3159.99	3296.91
29"(737mm)H, 24"(610mm)D Left/30"(762mm)D Right							
48"(1219mm)	60"(1524mm)	JDAL-4860-JFRS	45	\$2928.11	\$3051.35	\$3047.79	\$3171.03
	72"(1829mm)	JDAL-4872-JFRS	45	3194.75	3331.67	3314.43	3451.35
29"(737mm)H, 30"(762mm)D Left/24"(610mm)D Right							
36"(914mm)	60"(1524mm)	JDAL-3660-JFRS	54	\$2645.93	\$2755.49	\$2751.99	\$2861.55
	72"(1829mm)	JDAL-3672-JFRS	54	2912.57	3035.81	3018.63	3141.87
48"(1219mm)	60"(1524mm)	JDAL-4860-JFRS	54	\$2912.57	\$3035.81	\$3018.63	\$3141.87
	72"(1829mm)	JDAL-4872-JFRS	54	3179.21	3316.13	3285.27	3422.19

Extended Transitional Corners

Extended Transitional Wrap-Around Corner

Width	Length	Number	①②	Top - HPL A Trim		Top - HPL B Trim	
				A	B	A	B
Left-Hand Configuration							
End Panel - HPL A							
29"(737mm)H, 18"(457mm)D Left/24"(610mm)D Right							
36"(914mm)	60"(1524mm)	JDAL-3660-JFLL	34	\$ 2151.51	\$ 2261.07	\$ 2219.19	\$ 2328.75
	72"(1829mm)	JDAL-3672-JFLL	34	2398.35	2521.59	2466.03	2589.27
48"(1219mm)	60"(1524mm)	JDAL-4860-JFLL	34	\$2398.35	\$ 2521.59	\$2466.03	\$2589.27
	72"(1829mm)	JDAL-4872-JFLL	34	2645.19	2782.11	2712.87	2849.79
29"(737mm)H, 24"(610mm)D Left/18"(457mm)D Right							
36"(914mm)	60"(1524mm)	JDAL-3660-JFLL	43	\$ 2167.05	\$ 2276.61	\$ 2235.75	\$ 2345.31
	72"(1829mm)	JDAL-3672-JFLL	43	2413.89	2537.13	2482.59	2605.83
48"(1219mm)	60"(1524mm)	JDAL-4860-JFLL	43	\$ 2413.89	\$ 2537.13	\$2482.59	\$2605.83
	72"(1829mm)	JDAL-4872-JFLL	43	2660.73	2797.65	2729.43	2866.35
29"(737mm)H, 24"(610mm)D Left/30"(762mm)D Right							
36"(914mm)	60"(1524mm)	JDAL-3660-JFLL	45	\$ 2255.97	\$ 2365.53	\$ 2324.67	\$ 2434.23
	72"(1829mm)	JDAL-3672-JFLL	45	2502.81	2626.05	2571.51	2694.75
48"(1219mm)	60"(1524mm)	JDAL-4860-JFLL	45	\$2502.81	\$ 2626.05	\$ 2571.51	\$2694.75
	72"(1829mm)	JDAL-4872-JFLL	45	2749.65	2886.57	2818.35	2955.27
29"(737mm)H, 30"(762mm)D Left/24"(610mm)D Right							
48"(1219mm)	60"(1524mm)	JDAL-4860-JFLL	54	\$ 2518.35	\$ 2641.59	\$2588.07	\$ 2711.31
	72"(1829mm)	JDAL-4872-JFLL	54	2765.19	2902.11	2834.91	2971.83
End Panel - HPL B							
29"(737mm)H, 18"(457mm)D Left/24"(610mm)D Right							
36"(914mm)	60"(1524mm)	JDAL-3660-JFLL	34	\$ 2236.23	\$ 2345.79	\$ 2303.91	\$ 2413.47
	72"(1829mm)	JDAL-3672-JFLL	34	2502.87	2626.11	2570.55	2693.79
48"(1219mm)	60"(1524mm)	JDAL-4860-JFLL	34	\$2502.87	\$ 2626.11	\$ 2570.55	\$2693.79
	72"(1829mm)	JDAL-4872-JFLL	34	2769.51	2906.43	2837.19	2974.11
29"(737mm)H, 24"(610mm)D Left/18"(457mm)D Right							
36"(914mm)	60"(1524mm)	JDAL-3660-JFLL	43	\$ 2251.77	\$ 2361.33	\$ 2320.47	\$ 2430.03
	72"(1829mm)	JDAL-3672-JFLL	43	2518.41	2641.65	2587.11	2710.35
48"(1219mm)	60"(1524mm)	JDAL-4860-JFLL	43	\$ 2518.41	\$ 2641.65	\$ 2587.11	\$ 2710.35
	72"(1829mm)	JDAL-4872-JFLL	43	2785.05	2921.97	2853.75	2990.67
29"(737mm)H, 24"(610mm)D Left/30"(762mm)D Right							
36"(914mm)	60"(1524mm)	JDAL-3660-JFLL	45	\$ 2347.89	\$ 2457.45	\$ 2416.59	\$ 2526.15
	72"(1829mm)	JDAL-3672-JFLL	45	2614.53	2737.77	2683.23	2806.47
48"(1219mm)	60"(1524mm)	JDAL-4860-JFLL	45	\$ 2614.53	\$ 2737.77	\$2683.23	\$2806.47
	72"(1829mm)	JDAL-4872-JFLL	45	2881.17	3018.09	2949.87	3086.79
29"(737mm)H, 30"(762mm)D Left/24"(610mm)D Right							
48"(1219mm)	60"(1524mm)	JDAL-4860-JFLL	54	\$2630.07	\$ 2753.31	\$2699.79	\$ 2823.03
	72"(1829mm)	JDAL-4872-JFLL	54	2896.71	3033.63	2966.43	3103.35

Extended Transitional Corners

Extended Transitional Wrap-Around Corner

Width	Length	Number	①②	Top - HPL A Trim		Top - HPL B Trim	
				A	B	A	B
Right-Hand Configuration							
End Panel - HPL A							
29"(737mm)H, 18"(457mm)D Left/24"(610mm)D Right							
36"(914mm)	60"(1524mm)	JDAL-3660-JFRL	34	\$ 2167.05	\$ 2276.61	\$ 2235.75	\$ 2345.31
	72"(1829mm)	JDAL-3672-JFRL	34	2413.89	2537.13	2482.59	2605.83
48"(1219mm)	60"(1524mm)	JDAL-4860-JFRL	34	\$ 2413.89	\$ 2537.13	\$ 2482.59	\$ 2605.83
	72"(1829mm)	JDAL-4872-JFRL	34	2660.73	2797.65	2729.43	2866.35
29"(737mm)H, 24"(610mm)D Left/18"(457mm)D Right							
36"(914mm)	60"(1524mm)	JDAL-3660-JFRL	43	\$ 2151.51	\$ 2261.07	\$ 2219.19	\$ 2328.75
	72"(1829mm)	JDAL-3672-JFRL	43	2398.35	2521.59	2466.03	2589.27
48"(1219mm)	60"(1524mm)	JDAL-4860-JFRL	43	\$ 2398.35	\$ 2521.59	\$ 2466.03	\$ 2589.27
	72"(1829mm)	JDAL-4872-JFRL	43	2645.19	2782.11	2712.87	2849.79
29"(737mm)H, 24"(610mm)D Left/30"(762mm)D Right							
48"(1219mm)	60"(1524mm)	JDAL-4860-JFRL	45	\$ 2518.35	\$ 2641.59	\$ 2588.07	\$ 2711.31
	72"(1829mm)	JDAL-4872-JFRL	45	2765.19	2902.11	2834.91	2971.83
29"(737mm)H, 30"(762mm)D Left/24"(610mm)D Right							
36"(914mm)	60"(1524mm)	JDAL-3660-JFRL	54	\$ 2255.97	\$ 2365.53	\$ 2324.67	\$ 2434.23
	72"(1829mm)	JDAL-3672-JFRL	54	2502.81	2626.05	2571.51	2694.75
48"(1219mm)	60"(1524mm)	JDAL-4860-JFRL	54	\$ 2502.81	\$ 2626.05	\$ 2571.51	\$ 2694.75
	72"(1829mm)	JDAL-4872-JFRL	54	2749.65	2886.57	2818.35	2955.27
End Panel - HPL B							
29"(737mm)H, 18"(457mm)D Left/24"(610mm)D Right							
36"(914mm)	60"(1524mm)	JDAL-3660-JFRL	34	\$ 2251.77	\$ 2361.33	\$ 2320.47	\$ 2430.03
	72"(1829mm)	JDAL-3672-JFRL	34	2518.41	2641.65	2587.11	2710.35
48"(1219mm)	60"(1524mm)	JDAL-4860-JFRL	34	\$ 2518.41	\$ 2641.65	\$ 2587.11	\$ 2710.35
	72"(1829mm)	JDAL-4872-JFRL	34	2785.05	2921.97	2853.75	2990.67
29"(737mm)H, 24"(610mm)D Left/18"(457mm)D Right							
36"(914mm)	60"(1524mm)	JDAL-3660-JFRL	43	\$ 2236.23	\$ 2345.79	\$ 2303.91	\$ 2413.47
	72"(1829mm)	JDAL-3672-JFRL	43	2502.87	2626.11	2570.55	2693.79
48"(1219mm)	60"(1524mm)	JDAL-4860-JFRL	43	\$ 2502.87	\$ 2626.11	\$ 2570.55	\$ 2693.79
	72"(1829mm)	JDAL-4872-JFRL	43	2769.51	2906.43	2837.19	2974.11
29"(737mm)H, 24"(610mm)D Left/30"(762mm)D Right							
48"(1219mm)	60"(1524mm)	JDAL-4860-JFRL	45	\$ 2630.07	\$ 2753.31	\$ 2699.79	\$ 2823.03
	72"(1829mm)	JDAL-4872-JFRL	45	2896.71	3033.63	2966.43	3103.35
29"(737mm)H, 30"(762mm)D Left/24"(610mm)D Right							
36"(914mm)	60"(1524mm)	JDAL-3660-JFRL	54	\$ 2347.89	\$ 2457.45	\$ 2416.59	\$ 2526.15
	72"(1829mm)	JDAL-3672-JFRL	54	2614.53	2737.77	2683.23	2806.47
48"(1219mm)	60"(1524mm)	JDAL-4860-JFRL	54	\$ 2614.53	\$ 2737.77	\$ 2683.23	\$ 2806.47
	72"(1829mm)	JDAL-4872-JFRL	54	2881.17	3018.09	2949.87	3086.79

Extended Transitional Corners

Extended Transitional Wrap-Around Corner

Width	Length	Number	①②	Top - HPL A Trim		Top - HPL B Trim	
				A	B	A	B
Left-Hand Configuration							
End Panel - Wood A							
29"(737mm)H, 18"(457mm)D Left/24"(610mm)D Right							
36"(914mm)	60"(1524mm)	JDAL-3660-JFLW	34	\$ 2617.37	\$ 2726.93	\$2850.93	\$2960.49
	72"(1829mm)	JDAL-3672-JFLW	34	2864.21	2987.45	3097.77	3221.01
48"(1219mm)	60"(1524mm)	JDAL-4860-JFLW	34	\$2864.21	\$ 2987.45	\$ 3097.77	\$ 3221.01
	72"(1829mm)	JDAL-4872-JFLW	34	3111.05	3247.97	3344.61	3481.53
29"(737mm)H, 24"(610mm)D Left/18"(457mm)D Right							
36"(914mm)	60"(1524mm)	JDAL-3660-JFLW	43	\$2632.91	\$ 2742.47	\$2869.17	\$ 2978.73
	72"(1829mm)	JDAL-3672-JFLW	43	2879.75	3002.99	3116.01	3239.25
48"(1219mm)	60"(1524mm)	JDAL-4860-JFLW	43	\$ 2879.75	\$3002.99	\$ 3116.01	\$ 3239.25
	72"(1829mm)	JDAL-4872-JFLW	43	3126.59	3263.51	3362.85	3499.77
29"(737mm)H, 24"(610mm)D Left/30"(762mm)D Right							
36"(914mm)	60"(1524mm)	JDAL-3660-JFLW	45	\$ 2721.83	\$ 2831.39	\$2958.09	\$ 3067.65
	72"(1829mm)	JDAL-3672-JFLW	45	2968.67	3091.91	3204.93	3328.17
48"(1219mm)	60"(1524mm)	JDAL-4860-JFLW	45	\$2968.67	\$ 3091.91	\$3204.93	\$ 3328.17
	72"(1829mm)	JDAL-4872-JFLW	45	3215.51	3352.43	3451.77	3588.69
29"(737mm)H, 30"(762mm)D Left/24"(610mm)D Right							
48"(1219mm)	60"(1524mm)	JDAL-4860-JFLW	54	\$2984.21	\$ 3107.45	\$ 3223.17	\$ 3346.41
	72"(1829mm)	JDAL-4872-JFLW	54	3231.05	3367.97	3470.01	3606.93
End Panel - Wood B							
29"(737mm)H, 18"(457mm)D Left/24"(610mm)D Right							
36"(914mm)	60"(1524mm)	JDAL-3660-JFLW	34	\$ 2702.09	\$ 2811.65	\$ 2935.65	\$3045.21
	72"(1829mm)	JDAL-3672-JFLW	34	2968.73	3091.97	3202.29	3325.53
48"(1219mm)	60"(1524mm)	JDAL-4860-JFLW	34	\$2968.73	\$ 3091.97	\$3202.29	\$ 3325.53
	72"(1829mm)	JDAL-4872-JFLW	34	3235.37	3372.29	3468.93	3605.85
29"(737mm)H, 24"(610mm)D Left/18"(457mm)D Right							
36"(914mm)	60"(1524mm)	JDAL-3660-JFLW	43	\$ 2717.63	\$ 2827.19	\$2953.89	\$3063.45
	72"(1829mm)	JDAL-3672-JFLW	43	2984.27	3107.51	3220.53	3343.77
48"(1219mm)	60"(1524mm)	JDAL-4860-JFLW	43	\$2984.27	\$ 3107.51	\$3220.53	\$ 3343.77
	72"(1829mm)	JDAL-4872-JFLW	43	3250.91	3387.83	3487.17	3624.09
29"(737mm)H, 24"(610mm)D Left/30"(762mm)D Right							
36"(914mm)	60"(1524mm)	JDAL-3660-JFLW	45	\$ 2813.75	\$ 2923.31	\$3050.01	\$ 3159.57
	72"(1829mm)	JDAL-3672-JFLW	45	3080.39	3203.63	3316.65	3439.89
48"(1219mm)	60"(1524mm)	JDAL-4860-JFLW	45	\$3080.39	\$3203.63	\$ 3316.65	\$ 3439.89
	72"(1829mm)	JDAL-4872-JFLW	45	3347.03	3483.95	3583.29	3720.21
29"(737mm)H, 30"(762mm)D Left/24"(610mm)D Right							
48"(1219mm)	60"(1524mm)	JDAL-4860-JFLW	54	\$3095.93	\$ 3219.17	\$3334.89	\$ 3458.13
	72"(1829mm)	JDAL-4872-JFLW	54	3362.57	3499.49	3601.53	3738.45

Extended Transitional Corners

Extended Transitional Wrap-Around Corner

Width	Length	Number	①②	Top - HPL A Trim		Top - HPL B Trim	
				A	B	A	B
Right-Hand Configuration							
End Panel - Wood A							
29"(737mm)H, 18"(457mm)D Left/24"(610mm)D Right							
36"(914mm)	60"(1524mm)	JDAL-3660-JFRW	34	\$ 2632.91	\$ 2742.47	\$ 2869.17	\$ 2978.73
	72"(1829mm)	JDAL-3672-JFRW	34	2879.75	3002.99	3116.01	3239.25
48"(1219mm)	60"(1524mm)	JDAL-4860-JFRW	34	\$ 2879.75	\$ 3002.99	\$ 3116.01	\$ 3239.25
	72"(1829mm)	JDAL-4872-JFRW	34	3126.59	3263.51	3362.85	3499.77
29"(737mm)H, 24"(610mm)D Left/18"(457mm)D Right							
36"(914mm)	60"(1524mm)	JDAL-3660-JFRW	43	\$ 2617.37	\$ 2726.93	\$ 2850.93	\$ 2960.49
	72"(1829mm)	JDAL-3672-JFRW	43	2864.21	2987.45	3097.77	3221.01
48"(1219mm)	60"(1524mm)	JDAL-4860-JFRW	43	\$ 2864.21	\$ 2987.45	\$ 3097.77	\$ 3221.01
	72"(1829mm)	JDAL-4872-JFRW	43	3111.05	3247.97	3344.61	3481.53
29"(737mm)H, 24"(610mm)D Left/30"(762mm)D Right							
48"(1219mm)	60"(1524mm)	JDAL-4860-JFRW	45	\$ 2984.21	\$ 3107.45	\$ 3223.17	\$ 3346.41
	72"(1829mm)	JDAL-4872-JFRW	45	3231.05	3367.97	3470.01	3606.93
29"(737mm)H, 30"(762mm)D Left/24"(610mm)D Right							
36"(914mm)	60"(1524mm)	JDAL-3660-JFRW	54	\$ 2721.83	\$ 2831.39	\$ 2958.09	\$ 3067.65
	72"(1829mm)	JDAL-3672-JFRW	54	2968.67	3091.91	3204.93	3328.17
48"(1219mm)	60"(1524mm)	JDAL-4860-JFRW	54	\$ 2968.67	\$ 3091.91	\$ 3204.93	\$ 3328.17
	72"(1829mm)	JDAL-4872-JFRW	54	3215.51	3352.43	3451.77	3588.69
End Panel - Wood B							
29"(737mm)H, 18"(457mm)D Left/24"(610mm)D Right							
36"(914mm)	60"(1524mm)	JDAL-3660-JFRW	34	\$ 2717.63	\$ 2827.19	\$ 2953.89	\$ 3063.45
	72"(1829mm)	JDAL-3672-JFRW	34	2984.27	3107.51	3220.53	3343.77
48"(1219mm)	60"(1524mm)	JDAL-4860-JFRW	34	\$ 2984.27	\$ 3107.51	\$ 3220.53	\$ 3343.77
	72"(1829mm)	JDAL-4872-JFRW	34	3250.91	3387.83	3487.17	3624.09
29"(737mm)H, 24"(610mm)D Left/18"(457mm)D Right							
36"(914mm)	60"(1524mm)	JDAL-3660-JFRW	43	\$ 2702.09	\$ 2811.65	\$ 2935.65	\$ 3045.21
	72"(1829mm)	JDAL-3672-JFRW	43	2968.73	3091.97	3202.29	3325.53
48"(1219mm)	60"(1524mm)	JDAL-4860-JFRW	43	\$ 2968.73	\$ 3091.97	\$ 3202.29	\$ 3325.53
	72"(1829mm)	JDAL-4872-JFRW	43	3235.37	3372.29	3468.93	3605.85
29"(737mm)H, 24"(610mm)D Left/30"(762mm)D Right							
48"(1219mm)	60"(1524mm)	JDAL-4860-JFRW	45	\$ 3095.93	\$ 3219.17	\$ 3334.89	\$ 3458.13
	72"(1829mm)	JDAL-4872-JFRW	45	3362.57	3499.49	3601.53	3738.45
29"(737mm)H, 30"(762mm)D Left/24"(610mm)D Right							
36"(914mm)	60"(1524mm)	JDAL-3660-JFRW	54	\$ 2813.75	\$ 2923.31	\$ 3050.01	\$ 3159.57
	72"(1829mm)	JDAL-3672-JFRW	54	3080.39	3203.63	3316.65	3439.89
48"(1219mm)	60"(1524mm)	JDAL-4860-JFRW	54	\$ 3080.39	\$ 3203.63	\$ 3316.65	\$ 3439.89
	72"(1829mm)	JDAL-4872-JFRW	54	3347.03	3483.95	3583.29	3720.21

Extended Transitional Corners

Extended Transitional Wrap-Around Corner

Width	Length	Number	①②	Top - Wood A Trim		Top - Wood B Trim	
				A	B	A	B
Left-Hand Configuration							
End Panel - Steel - Trim A							
29"(737mm)H, 18"(457mm)D Left/24"(610mm)D Right							
36"(914mm)	60"(1524mm)	JDAW-3660-KFLS	34	\$ 3227.12	\$ 3336.68	\$ 3319.56	\$ 3429.12
	72"(1829mm)	JDAW-3672-KFLS	34	3473.96	3597.20	3566.40	3689.64
48"(1219mm)	60"(1524mm)	JDAW-4860-KFLS	34	\$ 3473.96	\$ 3597.20	\$ 3566.40	\$ 3689.64
	72"(1829mm)	JDAW-4872-KFLS	34	3720.80	3857.72	3813.24	3950.16
29"(737mm)H, 24"(610mm)D Left/18"(457mm)D Right							
36"(914mm)	60"(1524mm)	JDAW-3660-KFLS	43	\$ 3242.66	\$ 3352.22	\$ 3348.72	\$ 3458.28
	72"(1829mm)	JDAW-3672-KFLS	43	3489.50	3612.74	3595.56	3718.80
48"(1219mm)	60"(1524mm)	JDAW-4860-KFLS	43	\$ 3489.50	\$ 3612.74	\$ 3595.56	\$ 3718.80
	72"(1829mm)	JDAW-4872-KFLS	43	3736.34	3873.26	3842.40	3979.32
29"(737mm)H, 24"(610mm)D Left/30"(762mm)D Right							
36"(914mm)	60"(1524mm)	JDAW-3660-KFLS	45	\$ 3331.58	\$ 3441.14	\$ 3437.64	\$ 3547.20
	72"(1829mm)	JDAW-3672-KFLS	45	3578.42	3701.66	3684.48	3807.72
48"(1219mm)	60"(1524mm)	JDAW-4860-KFLS	45	\$ 3578.42	\$ 3701.66	\$ 3684.48	\$ 3807.72
	72"(1829mm)	JDAW-4872-KFLS	45	3825.26	3962.18	3931.32	4068.24
29"(737mm)H, 30"(762mm)D Left/24"(610mm)D Right							
48"(1219mm)	60"(1524mm)	JDAW-4860-KFLS	54	\$ 3593.96	\$ 3717.20	\$ 3713.64	\$ 3836.88
	72"(1829mm)	JDAW-4872-KFLS	54	3840.80	3977.72	3960.48	4097.40
End Panel - Steel - Trim B							
29"(737mm)H, 18"(457mm)D Left/24"(610mm)D Right							
36"(914mm)	60"(1524mm)	JDAW-3660-KFLS	34	\$ 3461.54	\$ 3571.10	\$ 3553.98	\$ 3663.54
	72"(1829mm)	JDAW-3672-KFLS	34	3752.42	3875.66	3844.86	3968.10
48"(1219mm)	60"(1524mm)	JDAW-4860-KFLS	34	\$ 3752.42	\$ 3875.66	\$ 3844.86	\$ 3968.10
	72"(1829mm)	JDAW-4872-KFLS	34	4043.30	4180.22	4135.74	4272.66
29"(737mm)H, 24"(610mm)D Left/18"(457mm)D Right							
36"(914mm)	60"(1524mm)	JDAW-3660-KFLS	43	\$ 3477.08	\$ 3586.64	\$ 3583.14	\$ 3692.70
	72"(1829mm)	JDAW-3672-KFLS	43	3767.96	3891.20	3874.02	3997.26
48"(1219mm)	60"(1524mm)	JDAW-4860-KFLS	43	\$ 3767.96	\$ 3891.20	\$ 3874.02	\$ 3997.26
	72"(1829mm)	JDAW-4872-KFLS	43	4058.84	4195.76	4164.90	4301.82
29"(737mm)H, 24"(610mm)D Left/30"(762mm)D Right							
36"(914mm)	60"(1524mm)	JDAW-3660-KFLS	45	\$ 3581.84	\$ 3691.40	\$ 3687.90	\$ 3797.46
	72"(1829mm)	JDAW-3672-KFLS	45	3872.72	3995.96	3978.78	4102.02
48"(1219mm)	60"(1524mm)	JDAW-4860-KFLS	45	\$ 3872.72	\$ 3995.96	\$ 3978.78	\$ 4102.02
	72"(1829mm)	JDAW-4872-KFLS	45	4163.60	4300.52	4269.66	4406.58
29"(737mm)H, 30"(762mm)D Left/24"(610mm)D Right							
48"(1219mm)	60"(1524mm)	JDAW-4860-KFLS	54	\$ 3888.26	\$ 4011.50	\$ 4007.94	\$ 4131.18
	72"(1829mm)	JDAW-4872-KFLS	54	4179.14	4316.06	4298.82	4435.74

Extended Transitional Corners

Extended Transitional Wrap-Around Corner

Width	Length	Number	①②	Top - Wood A Trim		Top - Wood B Trim	
				A	B	A	B
Right-Hand Configuration							
End Panel - Steel - Trim A							
29"(737mm)H, 18"(457mm)D Left/24"(610mm)D Right							
36"(914mm)	60"(1524mm)	JDAW-3660-KFRS	34	\$ 3242.66	\$ 3352.22	\$ 3348.72	\$ 3458.28
	72"(1829mm)	JDAW-3672-KFRS	34	3489.50	3612.74	3595.56	3718.80
48"(1219mm)	60"(1524mm)	JDAW-4860-KFRS	34	\$ 3489.50	\$ 3612.74	\$ 3595.56	\$ 3718.80
	72"(1829mm)	JDAW-4872-KFRS	34	3736.34	3873.26	3842.40	3979.32
29"(737mm)H, 24"(610mm)D Left/18"(457mm)D Right							
36"(914mm)	60"(1524mm)	JDAW-3660-KFRS	43	\$ 3227.12	\$ 3336.68	\$ 3319.56	\$ 3429.12
	72"(1829mm)	JDAW-3672-KFRS	43	3473.96	3597.20	3566.40	3689.64
48"(1219mm)	60"(1524mm)	JDAW-4860-KFRS	43	\$ 3473.96	\$ 3597.20	\$ 3566.40	\$ 3689.64
	72"(1829mm)	JDAW-4872-KFRS	43	3720.80	3857.72	3813.24	3950.16
29"(737mm)H, 24"(610mm)D Left/30"(762mm)D Right							
48"(1219mm)	60"(1524mm)	JDAW-4860-KFRS	45	\$ 3593.96	\$ 3717.20	\$ 3713.64	\$ 3836.88
	72"(1829mm)	JDAW-4872-KFRS	45	3840.80	3977.72	3960.48	4097.40
29"(737mm)H, 30"(762mm)D Left/24"(610mm)D Right							
36"(914mm)	60"(1524mm)	JDAW-3660-KFRS	54	\$ 3331.58	\$ 3441.14	\$ 3437.64	\$ 3547.20
	72"(1829mm)	JDAW-3672-KFRS	54	3578.42	3701.66	3684.48	3807.72
48"(1219mm)	60"(1524mm)	JDAW-4860-KFRS	54	\$ 3578.42	\$ 3701.66	\$ 3684.48	\$ 3807.72
	72"(1829mm)	JDAW-4872-KFRS	54	3825.26	3962.18	3931.32	4068.24
End Panel - Steel - Trim B							
29"(737mm)H, 18"(457mm)D Left/24"(610mm)D Right							
36"(914mm)	60"(1524mm)	JDAW-3660-KFRS	34	\$ 3477.08	\$ 3586.64	\$ 3583.14	\$ 3692.70
	72"(1829mm)	JDAW-3672-KFRS	34	3767.96	3891.20	3874.02	3997.26
48"(1219mm)	60"(1524mm)	JDAW-4860-KFRS	34	\$ 3767.96	\$ 3891.20	\$ 3874.02	\$ 3997.26
	72"(1829mm)	JDAW-4872-KFRS	34	4058.84	4195.76	4164.90	4301.82
29"(737mm)H, 24"(610mm)D Left/18"(457mm)D Right							
36"(914mm)	60"(1524mm)	JDAW-3660-KFRS	43	\$ 3461.54	\$ 3571.10	\$ 3553.98	\$ 3663.54
	72"(1829mm)	JDAW-3672-KFRS	43	3752.42	3875.66	3844.86	3968.10
48"(1219mm)	60"(1524mm)	JDAW-4860-KFRS	43	\$ 3752.42	\$ 3875.66	\$ 3844.86	\$ 3968.10
	72"(1829mm)	JDAW-4872-KFRS	43	4043.30	4180.22	4135.74	4272.66
29"(737mm)H, 24"(610mm)D Left/30"(762mm)D Right							
48"(1219mm)	60"(1524mm)	JDAW-4860-KFRS	45	\$ 3888.26	\$ 4011.50	\$ 4007.94	\$ 4131.18
	72"(1829mm)	JDAW-4872-KFRS	45	4179.14	4316.06	4298.82	4435.74
29"(737mm)H, 30"(762mm)D Left/24"(610mm)D Right							
36"(914mm)	60"(1524mm)	JDAW-3660-KFRS	54	\$ 3581.84	\$ 3691.40	\$ 3687.90	\$ 3797.46
	72"(1829mm)	JDAW-3672-KFRS	54	3872.72	3995.96	3978.78	4102.02
48"(1219mm)	60"(1524mm)	JDAW-4860-KFRS	54	\$ 3872.72	\$ 3995.96	\$ 3978.78	\$ 4102.02
	72"(1829mm)	JDAW-4872-KFRS	54	4163.60	4300.52	4269.66	4406.58

Extended Transitional Corners

Extended Transitional Wrap-Around Corner

Width	Length	Number	①②	Top - Wood A Trim		Top - Wood B Trim	
				A	B	A	B
Left-Hand Configuration							
End Panel - HPL A							
29"(737mm)H, 18"(457mm)D Left/24"(610mm)D Right							
36"(914mm)	60"(1524mm)	JDAW-3660-KFLL	34	\$2929.08	\$3038.64	\$2996.76	\$3106.32
	72"(1829mm)	JDAW-3672-KFLL	34	3175.92	3299.16	3243.60	3366.84
48"(1219mm)	60"(1524mm)	JDAW-4860-KFLL	34	\$3175.92	\$3299.16	\$3243.60	\$3366.84
	72"(1829mm)	JDAW-4872-KFLL	34	3422.76	3559.68	3490.44	3627.36
29"(737mm)H, 24"(610mm)D Left/18"(457mm)D Right							
36"(914mm)	60"(1524mm)	JDAW-3660-KFLL	43	\$2944.62	\$3054.18	\$3013.32	\$3122.88
	72"(1829mm)	JDAW-3672-KFLL	43	3191.46	3314.70	3260.16	3383.40
48"(1219mm)	60"(1524mm)	JDAW-4860-KFLL	43	\$3191.46	\$3314.70	\$3260.16	\$3383.40
	72"(1829mm)	JDAW-4872-KFLL	43	3438.30	3575.22	3507.00	3643.92
29"(737mm)H, 24"(610mm)D Left/30"(762mm)D Right							
36"(914mm)	60"(1524mm)	JDAW-3660-KFLL	45	\$3033.54	\$3143.10	\$3102.24	\$3211.80
	72"(1829mm)	JDAW-3672-KFLL	45	3280.38	3403.62	3349.08	3472.32
48"(1219mm)	60"(1524mm)	JDAW-4860-KFLL	45	\$3280.38	\$3403.62	\$3349.08	\$3472.32
	72"(1829mm)	JDAW-4872-KFLL	45	3527.22	3664.14	3595.92	3732.84
29"(737mm)H, 30"(762mm)D Left/24"(610mm)D Right							
48"(1219mm)	60"(1524mm)	JDAW-4860-KFLL	54	\$3295.92	\$3419.16	\$3365.64	\$3488.88
	72"(1829mm)	JDAW-4872-KFLL	54	3542.76	3679.68	3612.48	3749.40
End Panel - HPL B							
29"(737mm)H, 18"(457mm)D Left/24"(610mm)D Right							
36"(914mm)	60"(1524mm)	JDAW-3660-KFLL	34	\$3163.50	\$3273.06	\$3231.18	\$3340.74
	72"(1829mm)	JDAW-3672-KFLL	34	3454.38	3577.62	3522.06	3645.30
48"(1219mm)	60"(1524mm)	JDAW-4860-KFLL	34	\$3454.38	\$3577.62	\$3522.06	\$3645.30
	72"(1829mm)	JDAW-4872-KFLL	34	3745.26	3882.18	3812.94	3949.86
29"(737mm)H, 24"(610mm)D Left/18"(457mm)D Right							
36"(914mm)	60"(1524mm)	JDAW-3660-KFLL	43	\$3179.04	\$3288.60	\$3247.74	\$3357.30
	72"(1829mm)	JDAW-3672-KFLL	43	3469.92	3593.16	3538.62	3661.86
48"(1219mm)	60"(1524mm)	JDAW-4860-KFLL	43	\$3469.92	\$3593.16	\$3538.62	\$3661.86
	72"(1829mm)	JDAW-4872-KFLL	43	3760.80	3897.72	3829.50	3966.42
29"(737mm)H, 24"(610mm)D Left/30"(762mm)D Right							
36"(914mm)	60"(1524mm)	JDAW-3660-KFLL	45	\$3283.80	\$3393.36	\$3352.50	\$3462.06
	72"(1829mm)	JDAW-3672-KFLL	45	3574.68	3697.92	3643.38	3766.62
48"(1219mm)	60"(1524mm)	JDAW-4860-KFLL	45	\$3574.68	\$3697.92	\$3643.38	\$3766.62
	72"(1829mm)	JDAW-4872-KFLL	45	3865.56	4002.48	3934.26	4071.18
29"(737mm)H, 30"(762mm)D Left/24"(610mm)D Right							
48"(1219mm)	60"(1524mm)	JDAW-4860-KFLL	54	\$3590.22	\$3713.46	\$3659.94	\$3783.18
	72"(1829mm)	JDAW-4872-KFLL	54	3881.10	4018.02	3950.82	4087.74

Extended Transitional Corners

Extended Transitional Wrap-Around Corner

Width	Length	Number	①②	Top - Wood A Trim		Top - Wood B Trim	
				A	B	A	B
Right-Hand Configuration							
End Panel - HPL A							
29"(737mm)H, 18"(457mm)D Left/24"(610mm)D Right							
36"(914mm)	60"(1524mm)	JDAW-3660-KFRL	34	\$2944.62	\$3054.18	\$ 3013.32	\$ 3122.88
	72"(1829mm)	JDAW-3672-KFRL	34	3191.46	3314.70	3260.16	3383.40
48"(1219mm)	60"(1524mm)	JDAW-4860-KFRL	34	\$ 3191.46	\$ 3314.70	\$3260.16	\$3383.40
	72"(1829mm)	JDAW-4872-KFRL	34	3438.30	3575.22	3507.00	3643.92
29"(737mm)H, 24"(610mm)D Left/18"(457mm)D Right							
36"(914mm)	60"(1524mm)	JDAW-3660-KFRL	43	\$2929.08	\$3038.64	\$2996.76	\$ 3106.32
	72"(1829mm)	JDAW-3672-KFRL	43	3175.92	3299.16	3243.60	3366.84
48"(1219mm)	60"(1524mm)	JDAW-4860-KFRL	43	\$ 3175.92	\$ 3299.16	\$3243.60	\$3366.84
	72"(1829mm)	JDAW-4872-KFRL	43	3422.76	3559.68	3490.44	3627.36
29"(737mm)H, 24"(610mm)D Left/30"(762mm)D Right							
48"(1219mm)	60"(1524mm)	JDAW-4860-KFRL	45	\$3295.92	\$ 3419.16	\$3365.64	\$3488.88
	72"(1829mm)	JDAW-4872-KFRL	45	3542.76	3679.68	3612.48	3749.40
29"(737mm)H, 30"(762mm)D Left/24"(610mm)D Right							
36"(914mm)	60"(1524mm)	JDAW-3660-KFRL	54	\$3033.54	\$ 3143.10	\$ 3102.24	\$ 3211.80
	72"(1829mm)	JDAW-3672-KFRL	54	3280.38	3403.62	3349.08	3472.32
48"(1219mm)	60"(1524mm)	JDAW-4860-KFRL	54	\$3280.38	\$3403.62	\$3349.08	\$3472.32
	72"(1829mm)	JDAW-4872-KFRL	54	3527.22	3664.14	3595.92	3732.84
End Panel - HPL B							
29"(737mm)H, 18"(457mm)D Left/24"(610mm)D Right							
36"(914mm)	60"(1524mm)	JDAW-3660-KFRL	34	\$ 3179.04	\$ 3288.60	\$ 3247.74	\$ 3357.30
	72"(1829mm)	JDAW-3672-KFRL	34	3469.92	3593.16	3538.62	3661.86
48"(1219mm)	60"(1524mm)	JDAW-4860-KFRL	34	\$3469.92	\$ 3593.16	\$3538.62	\$ 3661.86
	72"(1829mm)	JDAW-4872-KFRL	34	3760.80	3897.72	3829.50	3966.42
29"(737mm)H, 24"(610mm)D Left/18"(457mm)D Right							
36"(914mm)	60"(1524mm)	JDAW-3660-KFRL	43	\$ 3163.50	\$ 3273.06	\$ 3231.18	\$3340.74
	72"(1829mm)	JDAW-3672-KFRL	43	3454.38	3577.62	3522.06	3645.30
48"(1219mm)	60"(1524mm)	JDAW-4860-KFRL	43	\$3454.38	\$ 3577.62	\$3522.06	\$3645.30
	72"(1829mm)	JDAW-4872-KFRL	43	3745.26	3882.18	3812.94	3949.86
29"(737mm)H, 24"(610mm)D Left/30"(762mm)D Right							
48"(1219mm)	60"(1524mm)	JDAW-4860-KFRL	45	\$3590.22	\$ 3713.46	\$3659.94	\$ 3783.18
	72"(1829mm)	JDAW-4872-KFRL	45	3881.10	4018.02	3950.82	4087.74
29"(737mm)H, 30"(762mm)D Left/24"(610mm)D Right							
36"(914mm)	60"(1524mm)	JDAW-3660-KFRL	54	\$3283.80	\$ 3393.36	\$3352.50	\$3462.06
	72"(1829mm)	JDAW-3672-KFRL	54	3574.68	3697.92	3643.38	3766.62
48"(1219mm)	60"(1524mm)	JDAW-4860-KFRL	54	\$ 3574.68	\$ 3697.92	\$3643.38	\$3766.62
	72"(1829mm)	JDAW-4872-KFRL	54	3865.56	4002.48	3934.26	4071.18

Extended Transitional Corners

Extended Transitional Wrap-Around Corner

Width	Length	Number	①②	Top - Wood A Trim		Top - Wood B Trim	
				A	B	A	B
Left-Hand Configuration							
End Panel - Wood A							
29"(737mm)H, 18"(457mm)D Left/24"(610mm)D Right							
36"(914mm)	60"(1524mm)	JDAW-3660-KFLW	34	\$3394.94	\$3504.50	\$3628.50	\$3738.06
	72"(1829mm)	JDAW-3672-KFLW	34	3641.78	3765.02	3875.34	3998.58
48"(1219mm)	60"(1524mm)	JDAW-4860-KFLW	34	\$3641.78	\$3765.02	\$3875.34	\$3998.58
	72"(1829mm)	JDAW-4872-KFLW	34	3888.62	4025.54	4122.18	4259.10
29"(737mm)H, 24"(610mm)D Left/18"(457mm)D Right							
36"(914mm)	60"(1524mm)	JDAW-3660-KFLW	43	\$3410.48	\$3520.04	\$3646.74	\$3756.30
	72"(1829mm)	JDAW-3672-KFLW	43	3657.32	3780.56	3893.58	4016.82
48"(1219mm)	60"(1524mm)	JDAW-4860-KFLW	43	\$3657.32	\$3780.56	\$3893.58	\$4016.82
	72"(1829mm)	JDAW-4872-KFLW	43	3904.16	4041.08	4140.42	4277.34
29"(737mm)H, 24"(610mm)D Left/30"(762mm)D Right							
36"(914mm)	60"(1524mm)	JDAW-3660-KFLW	45	\$3499.40	\$3608.96	\$3735.66	\$3845.22
	72"(1829mm)	JDAW-3672-KFLW	45	3746.24	3869.48	3982.50	4105.74
48"(1219mm)	60"(1524mm)	JDAW-4860-KFLW	45	\$3746.24	\$3869.48	\$3982.50	\$4105.74
	72"(1829mm)	JDAW-4872-KFLW	45	3993.08	4130.00	4229.34	4366.26
29"(737mm)H, 30"(762mm)D Left/24"(610mm)D Right							
48"(1219mm)	60"(1524mm)	JDAW-4860-KFLW	54	\$3761.78	\$3885.02	\$4000.74	\$4123.98
	72"(1829mm)	JDAW-4872-KFLW	54	4008.62	4145.54	4247.58	4384.50
End Panel - Wood B							
29"(737mm)H, 18"(457mm)D Left/24"(610mm)D Right							
36"(914mm)	60"(1524mm)	JDAW-3660-KFLW	34	\$3629.36	\$3738.92	\$3862.92	\$3972.48
	72"(1829mm)	JDAW-3672-KFLW	34	3920.24	4043.48	4153.80	4277.04
48"(1219mm)	60"(1524mm)	JDAW-4860-KFLW	34	\$3920.24	\$4043.48	\$4153.80	\$4277.04
	72"(1829mm)	JDAW-4872-KFLW	34	4211.12	4348.04	4444.68	4581.60
29"(737mm)H, 24"(610mm)D Left/18"(457mm)D Right							
36"(914mm)	60"(1524mm)	JDAW-3660-KFLW	43	\$3644.90	\$3754.46	\$3881.16	\$3990.72
	72"(1829mm)	JDAW-3672-KFLW	43	3935.78	4059.02	4172.04	4295.28
48"(1219mm)	60"(1524mm)	JDAW-4860-KFLW	43	\$3935.78	\$4059.02	\$4172.04	\$4295.28
	72"(1829mm)	JDAW-4872-KFLW	43	4226.66	4363.58	4462.92	4599.84
29"(737mm)H, 24"(610mm)D Left/30"(762mm)D Right							
36"(914mm)	60"(1524mm)	JDAW-3660-KFLW	45	\$3749.66	\$3859.22	\$3985.92	\$4095.48
	72"(1829mm)	JDAW-3672-KFLW	45	4040.54	4163.78	4276.80	4400.04
48"(1219mm)	60"(1524mm)	JDAW-4860-KFLW	45	\$4040.54	\$4163.78	\$4276.80	\$4400.04
	72"(1829mm)	JDAW-4872-KFLW	45	4331.42	4468.34	4567.68	4704.60
29"(737mm)H, 30"(762mm)D Left/24"(610mm)D Right							
48"(1219mm)	60"(1524mm)	JDAW-4860-KFLW	54	\$4056.08	\$4179.32	\$4295.04	\$4418.28
	72"(1829mm)	JDAW-4872-KFLW	54	4346.96	4483.88	4585.92	4722.84

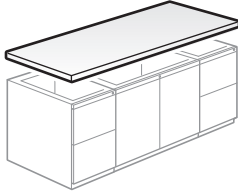
Extended Transitional Corners

Extended Transitional Wrap-Around Corner

Width	Length	Number	①②	Top - Wood A Trim		Top - Wood B Trim	
				A	B	A	B
Right-Hand Configuration							
End Panel - Wood A							
29"(737mm)H, 18"(457mm)D Left/24"(610mm)D Right							
36"(914mm)	60"(1524mm)	JDAW-3660-KFRW	34	\$ 3410.48	\$3520.04	\$ 3646.74	\$ 3756.30
	72"(1829mm)	JDAW-3672-KFRW	34	3657.32	3780.56	3893.58	4016.82
48"(1219mm)	60"(1524mm)	JDAW-4860-KFRW	34	\$ 3657.32	\$ 3780.56	\$ 3893.58	\$ 4016.82
	72"(1829mm)	JDAW-4872-KFRW	34	3904.16	4041.08	4140.42	4277.34
29"(737mm)H, 24"(610mm)D Left/18"(457mm)D Right							
36"(914mm)	60"(1524mm)	JDAW-3660-KFRW	43	\$ 3394.94	\$3504.50	\$ 3628.50	\$ 3738.06
	72"(1829mm)	JDAW-3672-KFRW	43	3641.78	3765.02	3875.34	3998.58
48"(1219mm)	60"(1524mm)	JDAW-4860-KFRW	43	\$ 3641.78	\$ 3765.02	\$ 3875.34	\$ 3998.58
	72"(1829mm)	JDAW-4872-KFRW	43	3888.62	4025.54	4122.18	4259.10
29"(737mm)H, 24"(610mm)D Left/30"(762mm)D Right							
48"(1219mm)	60"(1524mm)	JDAW-4860-KFRW	45	\$ 3761.78	\$ 3885.02	\$4000.74	\$ 4123.98
	72"(1829mm)	JDAW-4872-KFRW	45	4008.62	4145.54	4247.58	4384.50
29"(737mm)H, 30"(762mm)D Left/24"(610mm)D Right							
36"(914mm)	60"(1524mm)	JDAW-3660-KFRW	54	\$3499.40	\$3608.96	\$ 3735.66	\$ 3845.22
	72"(1829mm)	JDAW-3672-KFRW	54	3746.24	3869.48	3982.50	4105.74
48"(1219mm)	60"(1524mm)	JDAW-4860-KFRW	54	\$ 3746.24	\$3869.48	\$ 3982.50	\$ 4105.74
	72"(1829mm)	JDAW-4872-KFRW	54	3993.08	4130.00	4229.34	4366.26
End Panel - Wood B							
29"(737mm)H, 18"(457mm)D Left/24"(610mm)D Right							
36"(914mm)	60"(1524mm)	JDAW-3660-KFRW	34	\$3644.90	\$ 3754.46	\$ 3881.16	\$3990.72
	72"(1829mm)	JDAW-3672-KFRW	34	3935.78	4059.02	4172.04	4295.28
48"(1219mm)	60"(1524mm)	JDAW-4860-KFRW	34	\$ 3935.78	\$4059.02	\$ 4172.04	\$ 4295.28
	72"(1829mm)	JDAW-4872-KFRW	34	4226.66	4363.58	4462.92	4599.84
29"(737mm)H, 24"(610mm)D Left/18"(457mm)D Right							
36"(914mm)	60"(1524mm)	JDAW-3660-KFRW	43	\$ 3629.36	\$ 3738.92	\$ 3862.92	\$ 3972.48
	72"(1829mm)	JDAW-3672-KFRW	43	3920.24	4043.48	4153.80	4277.04
48"(1219mm)	60"(1524mm)	JDAW-4860-KFRW	43	\$ 3920.24	\$4043.48	\$ 4153.80	\$ 4277.04
	72"(1829mm)	JDAW-4872-KFRW	43	4211.12	4348.04	4444.68	4581.60
29"(737mm)H, 24"(610mm)D Left/30"(762mm)D Right							
48"(1219mm)	60"(1524mm)	JDAW-4860-KFRW	45	\$4056.08	\$ 4179.32	\$ 4295.04	\$ 4418.28
	72"(1829mm)	JDAW-4872-KFRW	45	4346.96	4483.88	4585.92	4722.84
29"(737mm)H, 30"(762mm)D Left/24"(610mm)D Right							
36"(914mm)	60"(1524mm)	JDAW-3660-KFRW	54	\$ 3749.66	\$3859.22	\$ 3985.92	\$4095.48
	72"(1829mm)	JDAW-3672-KFRW	54	4040.54	4163.78	4276.80	4400.04
48"(1219mm)	60"(1524mm)	JDAW-4860-KFRW	54	\$4040.54	\$ 4163.78	\$ 4276.80	\$4400.04
	72"(1829mm)	JDAW-4872-KFRW	54	4331.42	4468.34	4567.68	4704.60

Credenza Tops

Credenza Top



JDSL
JDSW
Class FMI

Product Features

- Includes high-pressure laminate (HPL) or wood top and attachment hardware.
- Top has 3mm edgeband on user and guest edge, and 1mm edgeband on sides.
- Attaches to separately specified X Series attached lateral file(s), attached storage cabinets, attached combination units, and/or attached pedestals to create a credenza.

Specification Tips

- Not for use with X Series Desk Pedestals; modesty panel mounting holes on the side of the desk pedestal will be visible.
- Not for use with X Series Freestanding Files, storage tops are included with freestanding casegoods.
- Designing a storage credenza with attached storage pieces less than 24"(610mm)D will result in an overhang at the back of the credenza top.
- When using attached pedestals the recommended nominal depth is 24"(610mm) to minimize overhang of the top. The actual depth of a 24"(610mm)D attached pedestal is greater than other storage pieces; the recommended application is to place the pedestal(s) at the end(s) of the credenza to conceal the depth difference. 18"(457mm) nominal depth pedestals are less deep than other storage pieces and therefore not recommended.
- For a storage credenza with attached pedestals and lateral files, specify a proud front attached lateral (not inset front) to match the pedestal front.
- When designing a credenza to support a Vertical Storage Unit, both ends of credenza must be 24"(610mm)D attached pedestals.

To Order, Specify:

- 1) Product number.
- 2) Laminate or wood color for top.
- 3) Edge trim color for top (HPL only).

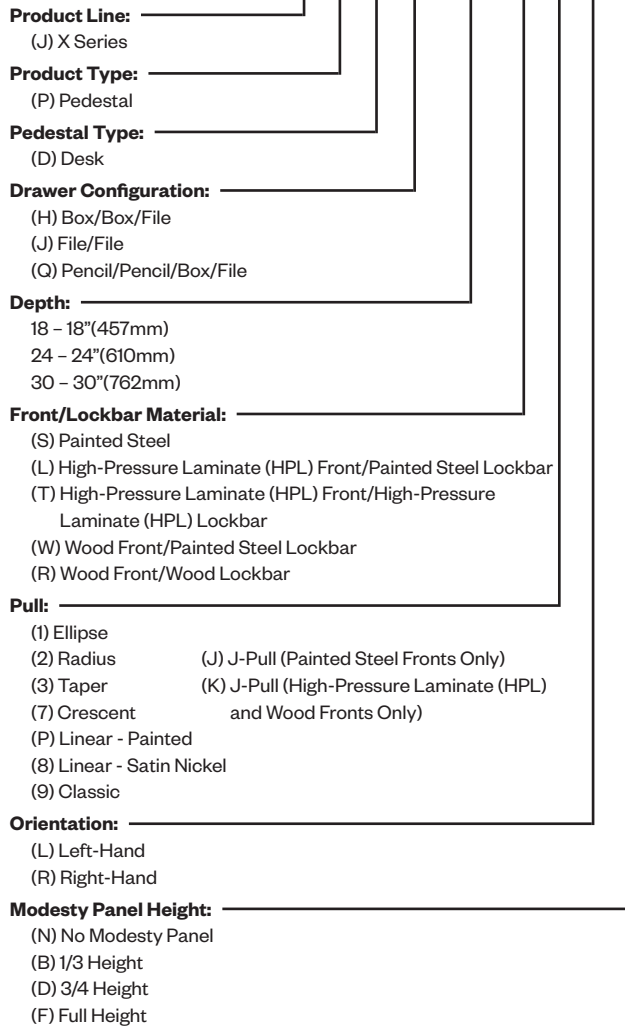
Depth	Width	Number	Top - HPL	
			A	B
HPL Top				
24"(610mm)	60"(1524mm)	JDSL-2460-JNNN	\$1050.08	1134.43
	66"(1676mm)	JDSL-2466-JNNN	1142.06	1233.83
	72"(1829mm)	JDSL-2472-JNNN	1207.76	1304.83
	78"(1981mm)	JDSL-2478-JNNN	1286.60	1390.03
	84"(2134mm)	JDSL-2484-JNNN	1365.44	1475.23

Depth	Width	Number	Top - Wood	
			A	B
Wood Top				
24"(610mm)	60"(1524mm)	JDSW-2460-KNNN	\$ 1471.19	1638.78
	66"(1676mm)	JDSW-2466-KNNN	1563.17	1747.21
	72"(1829mm)	JDSW-2472-KNNN	1628.87	1824.66
	78"(1981mm)	JDSW-2478-KNNN	1707.71	1917.60
	84"(2134mm)	JDSW-2484-KNNN	1786.55	2010.54

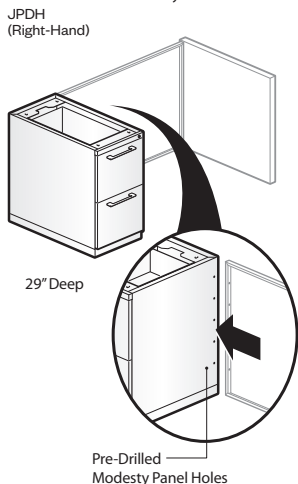
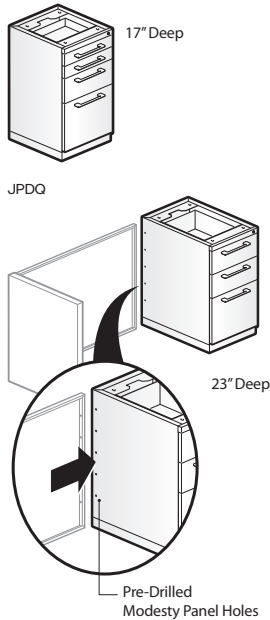
Desk Pedestals

Catalog Logic

J P D H - 18 - S 1 L B



Desk Pedestals



JPDJ (Left-Hand)
Class FP

Features

- Includes steel pedestal and attachment hardware.
- Pedestal with pencil drawers and/or box drawers includes a single pencil tray.
- Box drawers include one divider in each drawer.
- Drawer front options include steel, high-pressure laminate (HPL), or wood.
- Laminate fronts can be specified with a painted steel or high-pressure laminate (HPL) lockbar.
- Wood fronts can be specified with a painted steel or wood lockbar.
- Optional drawer pulls include Ellipse, Radius, Taper, Crescent, Linear, Classic, and J-Pull.
 - Crescent (7) and Classic (9) pulls are brushed nickel.
 - Ellipse (1) and Radius (2) pulls available in limited colors (see specification).
 - Taper (3) and J-Pull (J, K) match case color.
 - Linear pulls available:
 - Painted (P); finish specification required.
 - Satin nickel (8); no specification required.
- Drawers have full extension steel ball-bearing slides.
- Drawer interiors and accessories are black finish color.
- Single lock secures all drawers.
- Lock plug is available in black or chrome.
- For lock options, refer to Lock Program section of the Accessories Price List.
- Glides provide 1"(25mm) adjustment range.

Specification Tips

- For use with X Series Casegoods only.
- Desk pedestals are pre-drilled when specified to accept a casegood modesty panel; holes are located on the left side of a right-hand pedestal, and on the right side of a left-hand pedestal.
- When specifying pedestals for standard rectangular or standard bow top desks, nominal depth of pedestal must match nominal depth of desk top. When specifying pedestals for executive rectangular or executive bow top desks, nominal depth of pedestal must be 6"(152mm) less than nominal depth of desk top. See table.

Desk/Pedestal Nominal Depths

Standard Rectangular and Standard Bow Top Desks

Desk Depth	Pedestal Depth
24"(610mm)	24"(610mm)
30"(762mm)	30"(762mm)

Executive Rectangular and Executive Bow Top Desks

Desk Depth	Pedestal Depth
30"(762mm)	24"(610mm)
36"(914mm)	30"(762mm)

To Order, Specify:

1) Product number, including:

1 Front/Lockbar Option:

Painted Steel Drawer Fronts

- S** Painted Steel Front/Painted Steel Lockbar

Laminate Drawer Fronts

- L** HPL Fronts/Painted Steel Lockbar
- T** HPL Fronts/HPL Lockbar (add **\$94.12** list)

Wood Drawer Fronts

- W** Wood Fronts/Painted Steel Lockbar
- R** Wood Fronts/Wood Lockbar (add **\$183.68** list)

2 Pull Option:

- 9** Classic (add **\$52.15** list)
- 7** Crescent (add **\$42.50** list)
- 1** Ellipse¹
- J** J-Pull (Steel Fronts)
- K** J-Pull (HPL and Wood Fronts) (add **\$101.34** list)
- P** Linear - Painted²
- 8** Linear - Satin Nickel
- 2** Radius³ (add **\$42.50** list)
- 3** Taper

3 Orientation:

- L** Left-hand
- R** Right-hand

4 Casegood Modesty Panel Height:

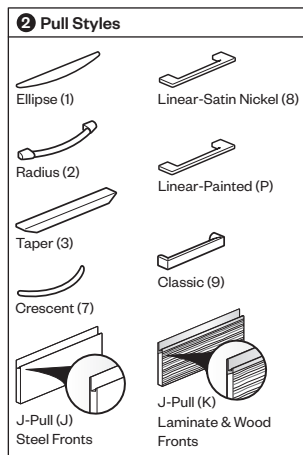
- N** No Modesty Panel (double pedestal desk only)
- B** 1/3 Height
- D** 3/4 Height
- F** Full Height

- 2) Trim color for case and steel drawer fronts.
- 3) Pull trim color (Ellipse, Radius and painted Linear only).
- 4) Drawer front HPL or wood finish (if applicable).
- 5) HPL edge color (if applicable).
- 6) Lock Plug color.

¹Beige (TR-R)
Chalk (TR-AK)
Charcoal (TR-K)
Graphite (TR-J)
Gray Tone (TR-G)
Putty (TR-AA)
Smoke (TR-E)

²All powdercoat finishes.

³Dark Bronze Metallic (TR-DM)
Metallic Gunmetal (TR-MG)
Metallic Champagne (TR-MC)
Metallic Silver (TR-LE)



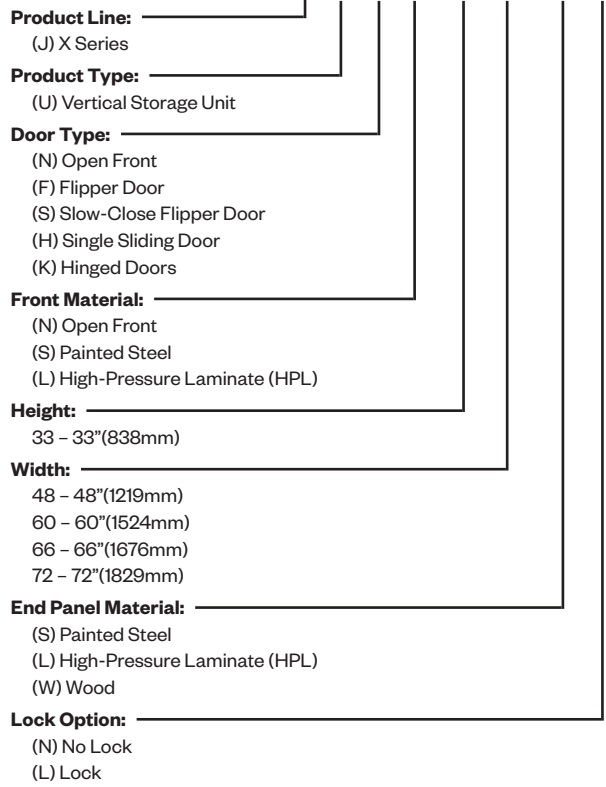
Desk Pedestals

Actual Depth	Actual Width	Number ①②③④	Fronts Painted Trim		Fronts HPL A Trim		Fronts HPL B Trim		Fronts Wood A Trim		Fronts Wood B Trim	
			A	B	A	B	A	B	A	B	A	B
27.5" (699mm)H — Pencil/Pencil/Box/File												
17" (432mm)	15" (381mm)	JPDQ-18-	\$1064.14	\$ 1157.04	\$1456.54	\$1549.44	\$ 1481.16	\$ 1574.06	\$1668.82	\$ 1761.72	\$1705.99	\$1798.89
23" (584mm)	15" (381mm)	JPDQ-24-	\$1106.38	\$ 1212.80	\$1498.78	\$1605.20	\$1523.40	\$1629.82	\$ 1711.06	\$ 1817.48	\$1748.23	\$1854.65
29" (737mm)	15" (381mm)	JPDQ-30-	\$1217.43	\$ 1337.37	\$1609.83	\$1729.77	\$1634.45	\$1754.39	\$1822.11	\$1942.05	\$1859.28	\$1979.22
27.5" (699mm)H — Box/Box/File												
17" (432mm)	15" (381mm)	JPDH-18-	\$898.61	\$ 991.51	\$1236.98	\$1329.88	\$1257.23	\$1350.13	\$1398.57	\$ 1491.47	\$1439.10	\$1532.00
23" (584mm)	15" (381mm)	JPDH-24-	\$940.85	\$1047.27	\$1279.22	\$1385.64	\$1299.47	\$1405.89	\$1440.81	\$ 1547.23	\$ 1481.34	\$ 1587.76
29" (737mm)	15" (381mm)	JPDH-30-	\$983.09	\$ 1103.03	\$ 1321.46	\$ 1441.40	\$ 1341.71	\$ 1461.65	\$1483.05	\$1602.99	\$1523.58	\$1643.52
27.5" (699mm)H — File/File												
17" (432mm)	15" (381mm)	JPDJ-18-	\$839.50	\$ 932.40	\$ 1162.66	\$1255.56	\$ 1181.19	\$ 1274.09	\$1307.35	\$1400.25	\$ 1347.91	\$1440.81
23" (584mm)	15" (381mm)	JPDJ-24-	\$881.74	\$ 988.16	\$1204.90	\$ 1311.32	\$1223.43	\$1329.85	\$1349.59	\$1456.01	\$1390.15	\$1496.57
29" (737mm)	15" (381mm)	JPDJ-30-	\$923.98	\$1043.92	\$ 1247.14	\$ 1367.08	\$1265.67	\$1385.61	\$ 1391.83	\$ 1511.77	\$1432.39	\$1552.33

Vertical Storage Units

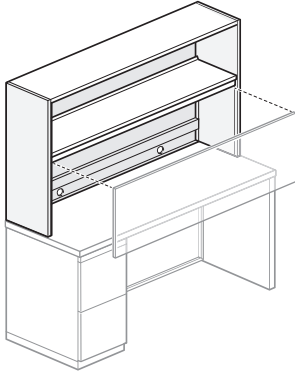
Catalog Logic

J U F S - 33 48 - S L



Vertical Storage Units

Open Front



JUNN
Class FM

Features

- Includes steel top, fixed steel shelf, steel, high-pressure laminate (HPL) or wood end panels, assembly hardware, and double-sided adhesive tape for attachment to desk or credenza.
- Accepts separately specified task lights.
- Vertical clearance between desk/credenza top and underside of shelf is 19"(483mm).
- Unit is standard with two grommets located in the back panel.
- Unit with steel end panels is field assembled; unit with laminate or wood end panels ships fully assembled.

Specification Tip

- Vertical Storage Unit Tackboard is required and must be specified separately.

Note: Tackboard specification is dependent upon VSU End Panel material:
 -Laminate and Wood VSU end panels accept the same tackboard.
 -Steel VSU end panels accept tackboard designed for use with steel end panels.

To Order, Specify:

Steel End Panels

- 1) Product number.
- 2) Trim color for top, shelf, and end panels.separately.

Laminate End Panels

- 1) Product number.
- 2) Trim color for top and shelf.
- 3) Laminate color for end panels.
- 4) Edge trim color for end panels.

Wood End Panels

- 1) Product number.
- 2) Trim color for top and shelf.
- 3) Wood finish color for end panels.

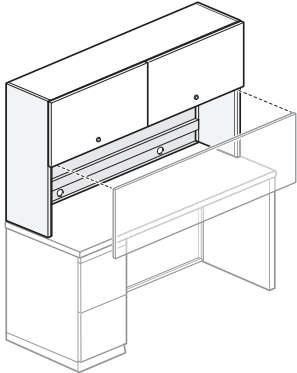
Actual Height	Actual Depth	Width	Number	Top, Shelf & End Panel Trim	
				A	B
Steel End Panels					
34.25"(870mm)	13.625"(346mm)	48"(1219mm)	JUNN-3348-SN	\$1503.46	\$1638.97
		60"(1524mm)	JUNN-3360-SN	1579.42	1714.93
		66"(1676mm)	JUNN-3366-SN	1617.40	1752.91
		72"(1829mm)	JUNN-3372-SN	1655.38	1790.89

Actual Height	Actual Depth	Width	Number	Top & Shelf Trim A HPL		Top & Shelf Trim B HPL	
				A	B	A	B
HPL End Panels							
34.25"(870mm)	13.625"(346mm)	48"(1219mm)	JUNN-3348-LN	\$1503.46	\$1601.47	\$1542.68	\$1640.69
		60"(1524mm)	JUNN-3360-LN	1579.42	1677.43	1618.64	1716.65
		66"(1676mm)	JUNN-3366-LN	1617.40	1715.41	1656.62	1754.63
		72"(1829mm)	JUNN-3372-LN	1655.38	1753.39	1694.60	1792.61

Actual Height	Height Depth	Width	Number	Top & Shelf Trim A Wood		Top & Shelf Trim B Wood	
				A	B	A	B
Wood End Panels							
34.25"(870mm)	13.625"(346mm)	48"(1219mm)	JUNN-3348-WN	\$ 1972.45	\$2070.46	\$2055.95	\$ 2153.96
		60"(1524mm)	JUNN-3360-WN	2048.41	2146.42	2131.91	2229.92
		66"(1676mm)	JUNN-3366-WN	2086.39	2184.40	2169.89	2267.90
		72"(1829mm)	JUNN-3372-WN	2124.37	2222.38	2207.87	2305.88

Vertical Storage Units

Flipper Door – Steel Front with Steel End Panels



JUFS-SL
Class FM

Features

- Includes steel top and interior shelf, steel flipper door(s), steel end panels, assembly hardware, and double-sided adhesive tape for attachment to desk or credenza.
- For lock options, refer to Lock Program section of the Accessories Price List.
- Lock plug bezel available in black or chrome.
- Accepts separately specified task lights.
- 48"(1219mm) and 60"(1524mm)W units have one door. 66"(1676mm) and 72"(1829mm)W units have two doors.
- Inside height clearance is 13"(330mm). Inside depth clearance is 12.75"(324mm).
- Vertical clearance between desk/credenza top and underside of shelf is 19"(483mm).
- Units are standard with two grommets located in the back panel.
- Field assembled.

Specification Tips

- Vertical Storage Unit Tackboard is required and must be specified separately.
- Specify tackboard designed for use with steel end panels only.

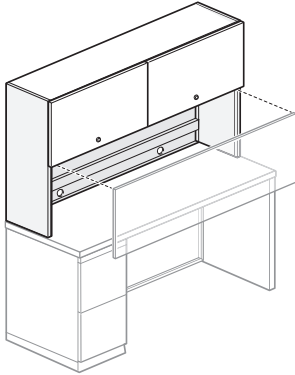
To Order, Specify:

- 1) Product number, including:
 - 1 **Lock Option:**
 - N** No Lock
 - L** Lock (add **\$17.71** list) for 48"(1219mm) and 60"(1524mm) (add **\$35.42** list) for 66"(1676mm) and 72"(1829mm)
- 2) Trim color for top, shelf, and end panels.
- 3) Trim color for door.
- 4) Trim color for lock plug (if applicable).

Actual Height	Actual Depth	Width	Number ①	Top, Shelf & End Panel Trim	
				A	B
Flipper Door - Steel Trim A					
34.25"(870mm)	14.375"(365mm)	48"(1219mm)	JUFS-3348-S ■	\$ 2413.25	\$ 2451.07
		60"(1524mm)	JUFS-3360-S ■	2917.61	3008.59
		66"(1676mm)	JUFS-3366-S ■	3169.79	3287.35
		72"(1829mm)	JUFS-3372-S ■	3421.97	3566.11
Flipper Door - Steel Trim B					
34.25"(870mm)	14.375"(365mm)	48"(1219mm)	JUFS-3348-S ■	\$2548.76	\$ 2586.58
		60"(1524mm)	JUFS-3360-S ■	3053.12	3144.10
		66"(1676mm)	JUFS-3366-S ■	3305.30	3422.86
		72"(1829mm)	JUFS-3372-S ■	3557.48	3701.62

Vertical Storage Units

Flipper Door – Steel Front with HPL End Panels



JUFS-LL
Class FM

Features

- Includes steel top and interior shelf, steel flipper door(s), high-pressure laminate (HPL) end panels, assembly hardware, and double-sided adhesive tape for attachment to desk or credenza.
- For lock options, refer to Lock Program section of the Accessories Price List.
- Lock plug bezel available in black or chrome.
- Accepts separately specified task lights.
- 48"(1219mm)W units have one door; 60"(1524mm), 66"(1676mm), and 72"(1829mm)W units have two doors.
- Inside height clearance is 13"(330mm). Inside depth clearance is 12.75"(324mm).
- Vertical clearance between desk/credenza top and underside of shelf is 19"(483mm).
- Units are standard with two grommets located in the back panel.
- Ships fully assembled.

Specification Tips

- Vertical Storage Unit Tackboard is required and must be specified separately.
- Specify tackboard designed for use with VSU laminate or wood end panels.
- Vertical Storage Unit has a painted back. Painted back matches case color.

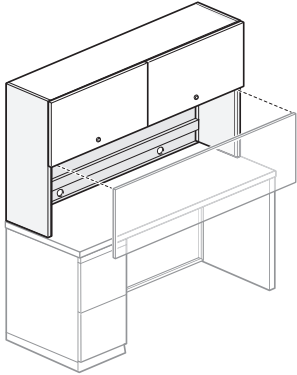
To Order, Specify:

- 1) Product number.
- 2) Trim color for top and shelf.
- 3) Trim color for door.
- 4) Laminate color for end panels.
- 5) Edge trim color for end panels.
- 6) Trim color for lock plug.

Actual Height	Actual Depth	Width	Number	Top & Shelf Steel Trim A End Panel HPL		Top & Shelf Steel Trim B End Panel HPL	
				A	B	A	B
Flipper Door - Steel Trim A							
34.25"(870mm)	14"(356mm)	48"(1219mm)	JUFS-3348-LL	\$2430.96	\$2470.18	\$2528.97	\$2568.19
		60"(1524mm)	JUFS-3360-LL	2935.32	2974.54	3033.33	3072.55
		66"(1676mm)	JUFS-3366-LL	3205.21	3244.43	3303.22	3342.44
		72"(1829mm)	JUFS-3372-LL	3457.39	3496.61	3555.40	3594.62
Flipper Door - Steel Trim B							
34.25"(870mm)	14"(356mm)	48"(1219mm)	JUFS-3348-LL	\$2468.78	\$2508.00	\$2566.79	\$2606.01
		60"(1524mm)	JUFS-3360-LL	3026.30	3065.52	3124.31	3163.53
		66"(1676mm)	JUFS-3366-LL	3322.77	3361.99	3420.78	3460.00
		72"(1829mm)	JUFS-3372-LL	3601.53	3640.75	3699.54	3738.76

Vertical Storage Units

Flipper Door – HPL Front with Steel End Panels



JUFL-SL
Class FM

Features

- Includes steel top and interior shelf, high-pressure laminate (HPL) flipper door(s), steel end panels, assembly hardware, and double-sided adhesive tape for attachment to desk or credenza.
- For lock options, refer to Lock Program section of the Accessories Price List.
- Lock plug bezel available in black or chrome.
- Accepts separately specified task lights.
- 48"(1219mm) and 60"(1524mm)W units have one door. 66"(1676mm) and 72"(1829mm)W units have two doors.
- Inside height clearance is 13"(330mm). Inside depth clearance is 12.75"(324mm).
- Vertical clearance between desk/credenza top and underside of shelf is 19"(483mm).
- Units are standard with two grommets located in the back panel.
- Field assembled.

Specification Tips

- Vertical Storage Unit Tackboard is required and must be specified separately.
- Specify tackboard designed for use with steel end panels, only.

To Order, Specify:

1) Product number, including:

1 Lock Option:

N No Lock

L Lock (add **\$17.71** list) for 48"(1219mm) and 60"(1524mm) (add **\$35.42** list) for 66"(1676mm) and 72"(1829mm).

2) Trim color for top, shelf, and end panels.

3) Laminate color for door.

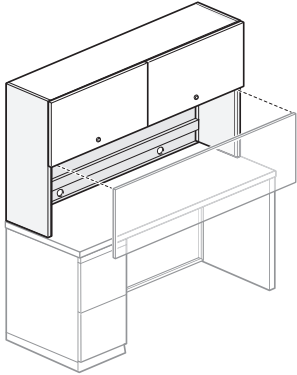
4) Edge trim color for door.

5) Trim color for lock plug (if applicable).

Actual Height	Actual Depth	Width	Number ①	Top, Shelf & End Panel Trim	
				A	B
Flipper Door — HPL A					
34"(864mm)	14.375"(365mm)	48"(1219mm)	JUFL-3348-S	\$2650.59	\$ 2786.10
		60"(1524mm)	JUFL-3360-S	3183.15	3318.66
		66"(1676mm)	JUFL-3366-S	3449.43	3584.94
		72"(1829mm)	JUFL-3372-S	3715.71	3851.22
Flipper Door — HPL B					
34"(864mm)	14.375"(365mm)	48"(1219mm)	JUFL-3348-S	\$ 2742.33	\$ 2877.84
		60"(1524mm)	JUFL-3360-S	3311.25	3446.76
		66"(1676mm)	JUFL-3366-S	3595.71	3731.22
		72"(1829mm)	JUFL-3372-S	3880.17	4015.68

Vertical Storage Units

Flipper Door – HPL Front with HPL End Panels



JUFL-LL
Class FM

Features

- Includes steel top and interior shelf, laminate flipper door(s), laminate end panels, assembly hardware, and double-sided adhesive tape for attachment to desk or credenza.
- For lock options, refer to Lock Program section of the Accessories Price List.
- Lock plug bezel available in black or chrome.
- Accepts separately specified task lights.
- 48"(1219mm)W units have one door; 60"(1524mm), 66"(1676mm) and 72"(1829mm)W units have two doors.
- Inside height clearance is 13"(330mm). Inside depth clearance is 12.75"(324mm).
- Vertical clearance between desk/credenza top and underside of shelf is 19"(483mm).
- Units are standard with two grommets located in the back panel.
- Ships fully assembled.

Specification Tips

- Vertical Storage Unit Tackboard is required and must be specified separately.
- Specify tackboard designed for use with VSU laminate or wood end panels.

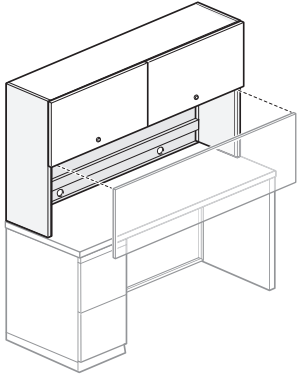
To Order, Specify:

- 1) Product number.
- 2) Trim color for top and shelf.
- 3) Laminate color for door.
- 4) Edge trim color for door.
- 5) Laminate color for end panels.
- 6) Edge trim color for end panels.
- 7) Trim color for lock plug.

Actual Height	Actual Depth	Width	Number	Top & Shelf Steel Trim A End Panel HPL		Top & Shelf Steel Trim B End Panel HPL	
				A	B	A	B
Flipper Door - HPL A							
34"(864mm)	14"(356mm)	48"(1219mm)	JUFL-3348-LL	\$2668.30	\$2707.52	\$2766.31	\$2805.53
		60"(1524mm)	JUFL-3360-LL	3200.86	3240.08	3298.87	3338.09
		66"(1676mm)	JUFL-3366-LL	3484.85	3524.07	3582.86	3622.08
		72"(1829mm)	JUFL-3372-LL	3751.13	3790.35	3849.14	3888.36
Flipper Door - HPL B							
34"(864mm)	14"(356mm)	48"(1219mm)	JUFL-3348-LL	\$2760.04	\$2799.26	\$2858.05	\$2897.27
		60"(1524mm)	JUFL-3360-LL	3328.96	3368.18	3426.97	3466.19
		66"(1676mm)	JUFL-3366-LL	3631.13	3670.35	3729.14	3768.36
		72"(1829mm)	JUFL-3372-LL	3915.59	3954.81	4013.60	4052.82

Vertical Storage Units

Flipper Door – HPL Front with Wood End Panels



JUFL-WL
Class FM

Features

- Includes steel top and interior shelf, laminate flipper door(s), wood end panels, assembly hardware, and double-sided adhesive tape for attachment to desk or credenza.
- For lock options, refer to Lock Program section of the Accessories Price List.
- Lock plug bezel available in black or chrome.
- Accepts separately specified task lights.
- 48"(1219mm)W units have one door; 60"(1524mm), 66"(1676mm) and 72"(1829mm)W units have two doors.
- Inside height clearance is 13"(330mm). Inside depth clearance is 12.75"(324mm).
- Vertical clearance between desk/credenza top and underside of shelf is 19"(483mm).
- Units are standard with two grommets located in the back panel.
- Ships fully assembled.

Specification Tips

- Vertical Storage Unit Tackboard is required and must be specified separately.
- Specify tackboard designed for use with VSU laminate or wood end panels.

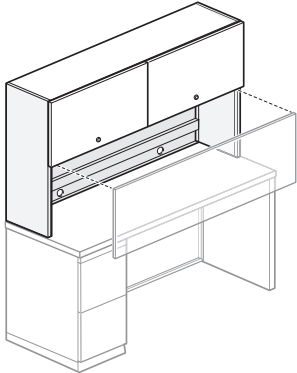
To Order, Specify:

- 1) Product number.
- 2) Trim color for top and shelf.
- 3) Laminate color for door.
- 4) Edge trim color for door.
- 5) Wood finish color for end panels.
- 6) Trim color for lock plug.

Actual Height	Actual Depth	Width	Number	Top & Shelf Steel Trim A End Panel Wood		Top & Shelf Steel Trim B End Panel Wood	
				A	B	A	B
Flipper Door - HPL A							
29"(737mm)	14"(356mm)	48"(1219mm)	JUFL-3348-WL	\$ 3137.29	\$3220.79	\$3235.30	\$ 3318.80
		60"(1524mm)	JUFL-3360-WL	3669.85	3753.35	3767.86	3851.36
		66"(1676mm)	JUFL-3366-WL	3953.84	4037.34	4051.85	4135.35
		72"(1829mm)	JUFL-3372-WL	4220.12	4303.62	4318.13	4401.63
Flipper Door - HPL B							
29"(737mm)	14"(356mm)	48"(1219mm)	JUFL-3348-WL	\$3229.03	\$ 3312.53	\$ 3327.04	\$ 3410.54
		60"(1524mm)	JUFL-3360-WL	3797.95	3881.45	3895.96	3979.46
		66"(1676mm)	JUFL-3366-WL	4100.12	4183.62	4198.13	4281.63
		72"(1829mm)	JUFL-3372-WL	4384.58	4468.08	4482.59	4566.09

Vertical Storage Units

Slow-Close Flipper Door



JUSL-SL
Class FM

Features

- Includes steel top and interior shelf; steel end panels, steel or high-pressure laminate (HPL), flipper door(s), assembly hardware, and double-sided adhesive tape for attachment to desk or credenza.
- For lock options, refer to Lock Program section of the Accessories Price List.
- Lock plug bezel available in black or chrome.
- Accepts separately specified task lights.
- 48"(1219mm) and 60"(1524mm)W units have one door. 66"(1676mm) and 72"(1829mm)W units have two doors.
- Inside height clearance is 13"(330mm). Inside depth clearance is 12.75"(324mm).
- Vertical clearance between desk/credenza top and underside of shelf is 19"(483mm).
- Units are standard with two grommets located in the back panel.
- Field assembled.

Specification Tips

- Vertical Storage Unit Tackboard is required and must be specified separately.
- Specify tackboard designed for use with steel end panels, only.

To Order, Specify:

Steel Door

1) Product number, including:

1 Lock Option:

N No Lock

L Lock (add **\$17.71** list) for 48"(1219mm) and 60"(1524mm) (add **\$35.42** list) for 66"(1676mm) and 72"(1829mm)

2) Trim color for top, shelf, and end panels.

3) Trim color for door.

4) Trim color for lock plug (if applicable).

Laminate Door

1) Product number, including:

1 Lock Option:

N No Lock

L Lock (add **\$17.71** list) for 48"(1219mm) and 60"(1524mm) (add **\$35.42** list) for 66"(1676mm) and 72"(1829mm)

2) Trim color for top, shelf, and end panels.

3) Laminate color for door.

4) Edge trim color for door.

5) Trim color for lock plug (if applicable).

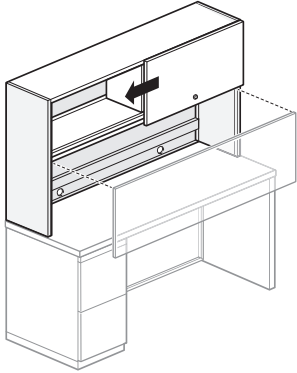
Vertical Storage Units

Slow-Close Flipper Door

Actual Height	Actual Depth	Width	Number ⓘ	Top, Shelf & End Panel Trim	
				A	B
Steel Front with Steel End Panels					
Door — Steel Trim A					
34.25"(870mm)	14.375"(365mm)	48"(1219mm)	JUSS-3348-S	\$ 2714.15	\$ 2849.66
		60"(1524mm)	JUSS-3360-S	3218.51	3354.02
		66"(1676mm)	JUSS-3366-S	4072.56	4208.07
		72"(1829mm)	JUSS-3372-S	4324.74	4460.25
Door — Steel Trim B					
34.25"(870mm)	14.375"(365mm)	48"(1219mm)	JUSS-3348-S	\$ 2751.97	\$ 2887.48
		60"(1524mm)	JUSS-3360-S	3309.49	3445.00
		66"(1676mm)	JUSS-3366-S	4190.12	4325.63
		72"(1829mm)	JUSS-3372-S	4468.88	4604.39
HPL Front with Steel End Panels					
Door — HPL A					
34.25"(870mm)	14.375"(365mm)	48"(1219mm)	JUSL-3348-S	\$ 2951.49	\$ 3087.00
		60"(1524mm)	JUSL-3360-S	3484.05	3619.56
		66"(1676mm)	JUSL-3366-S	4352.20	4487.71
		72"(1829mm)	JUSL-3372-S	4618.48	4753.99
Door — HPL B					
34.25"(870mm)	14.375"(365mm)	48"(1219mm)	JUSL-3348-S	\$3043.23	\$ 3178.74
		60"(1524mm)	JUSL-3360-S	3612.15	3747.66
		66"(1676mm)	JUSL-3366-S	4498.48	4633.99
		72"(1829mm)	JUSL-3372-S	4782.94	4918.45

Vertical Storage Units

Single Sliding Door



JUHS-SL
Class FM

Features

- Includes steel top and interior shelf; steel end panels, steel or high-pressure laminate (HPL), flipper door(s), assembly hardware, and double-sided adhesive tape for attachment to desk or credenza.
- For lock plug available in black or chrome.
- For lock options, refer to Lock Program section of the Accessories Price List.
- Accepts separately specified task lights.
- Inside height clearance is 13" (330mm). Inside depth clearance is 12.75" (324mm).
- Vertical clearance between desk/credenza top and underside of shelf is 19" (483mm).
- Units are standard with two grommets located in the back panel.
- Field assembled.

Specification Tips

- Vertical Storage Unit Tackboard is required and must be specified separately.
- Specify tackboard designed for use with steel end panels, only.

To Order, Specify:

Steel Door

- 1) Product number, including:

1 Lock Option:

- N** No Lock
- L** Lock (add **\$17.71** list)

- 2) Trim color for top, shelf, and end panels.
- 3) Trim color for door.
- 4) Trim color for lock plug (if applicable).

Laminate Door

- 1) Product number, including:

1 Lock Option:

- N** No Lock
- L** Lock (add **\$17.71** list)

- 2) Trim color for top, shelf, and end panels.
- 3) Laminate color for door.
- 4) Edge trim color for door.
- 5) Trim color for lock plug (if applicable).

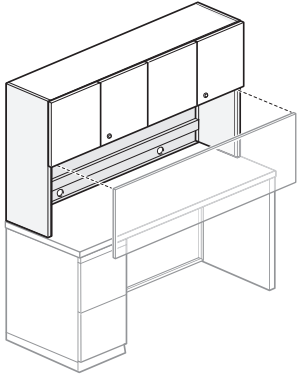
Vertical Storage Units

Single Sliding Door

Actual Height	Actual Depth	Width	Number ⓘ	Top, Shelf & End Panel Trim	
				A	B
Steel Front with Steel End Panels					
Door — Steel Trim A					
34.25"(870mm)	14.375"(365mm)	48"(1219mm)	JUHS-3348-S	\$ 2413.25	\$2548.76
		60"(1524mm)	JUHS-3360-S	2917.61	3053.12
		66"(1676mm)	JUHS-3366-S	3169.79	3305.30
		72"(1829mm)	JUHS-3372-S	3421.97	3557.48
Door — Steel Trim B					
34.25"(870mm)	14.375"(365mm)	48"(1219mm)	JUHS-3348-S	\$ 2451.07	\$2586.58
		60"(1524mm)	JUHS-3360-S	3008.59	3144.10
		66"(1676mm)	JUHS-3366-S	3287.35	3422.86
		72"(1829mm)	JUHS-3372-S	3566.11	3701.62
HPL Front with Steel End Panels					
Door — HPL A					
34.25"(870mm)	14.375"(365mm)	48"(1219mm)	JUHL-3348-S	\$2650.59	\$2786.10
		60"(1524mm)	JUHL-3360-S	3183.15	3318.66
		66"(1676mm)	JUHL-3366-S	3449.43	3584.94
		72"(1829mm)	JUHL-3372-S	3715.71	3851.22
Door — HPL B					
34.25"(870mm)	14.375"(365mm)	48"(1219mm)	JUHL-3348-S	\$ 2742.33	\$ 2877.84
		60"(1524mm)	JUHL-3360-S	3311.25	3446.76
		66"(1676mm)	JUHL-3366-S	3595.71	3731.22
		72"(1829mm)	JUHL-3372-S	3880.17	4015.68

Vertical Storage Units

Hinged Door



JUKS-SL
Class FM

Features

- Includes steel top and interior shelf; steel end panels, steel or high-pressure laminate (HPL) hinged door(s), assembly hardware, and double-sided adhesive tape for attachment to desk or credenza.
- Optional lock plug available in black or chrome.
- For lock options, refer to Lock Program section of the Accessories Price List.
- Accepts separately specified task lights.
- Units have four cabinet doors with two locks (if lock options is specified).
- Inside height clearance is 13" (330mm). Inside depth clearance is 12.75" (324mm).
- Vertical clearance between desk/credenza top and underside of shelf is 19" (483mm).
- Units are standard with two grommets located in the back panel.
- Field assembled.

Specification Tips

- Vertical Storage Unit Tackboard is required and must be specified separately.
- Specify tackboard designed for use with steel end panels, only.

To Order, Specify:

Steel Door

- 1) Product number, including:

1 Lock Option:

N No Lock

L Lock (add **\$35.42** list)

- 2) Trim color for top, shelf, and end panels.
- 3) Trim color for doors.
- 4) Trim color for lock plug (if applicable).

Laminate Door

- 1) Product number, including:

1 Lock Option:

N No Lock

L Lock (add **\$35.42** list)

- 2) Trim color for top, shelf, and end panels.
- 3) Laminate color for doors.
- 4) Edge trim color for doors.
- 5) Trim color for lock plug (if applicable).

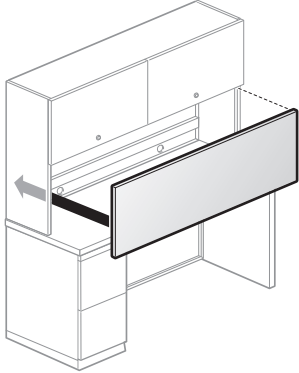
Vertical Storage Units

Hinged Door

Actual Height	Actual Depth	Width	Number ⓘ	Top, Shelf & End Panel Trim	
				A	B
Steel Front with Steel End Panels					
Door — Steel Trim A					
34.25"(870mm)	14.375"(365mm)	48"(1219mm)	JUKS-3348-S	\$2854.02	\$2989.53
		60"(1524mm)	JUKS-3360-S	3510.78	3646.29
		66"(1676mm)	JUKS-3366-S	3839.16	3974.67
		72"(1829mm)	JUKS-3372-S	4167.54	4303.05
Door — Steel Trim B					
34.25"(870mm)	14.375"(365mm)	48"(1219mm)	JUKS-3348-S	\$2929.01	\$3064.52
		60"(1524mm)	JUKS-3360-S	3649.73	3785.24
		66"(1676mm)	JUKS-3366-S	4010.09	4145.60
		72"(1829mm)	JUKS-3372-S	4370.45	4505.96
HPL Front with Steel End Panels					
Door — HPL A					
34.25"(870mm)	14.375"(365mm)	48"(1219mm)	JUKL-3348-S	\$3224.12	\$3359.63
		60"(1524mm)	JUKL-3360-S	3979.88	4115.39
		66"(1676mm)	JUKL-3366-S	4357.76	4493.27
		72"(1829mm)	JUKL-3372-S	4735.64	4871.15
Door — HPL B					
34.25"(870mm)	14.375"(365mm)	48"(1219mm)	JUKL-3348-S	\$3363.17	\$3498.68
		60"(1524mm)	JUKL-3360-S	4172.81	4308.32
		66"(1676mm)	JUKL-3366-S	4577.63	4713.14
		72"(1829mm)	JUKL-3372-S	4982.45	5117.96

Vertical Storage Units

Tackboard



JTVS
JTVL
Class FM

Features

- Includes fabric-covered tackboard and mounting hardware.
- Attaches to the lower section of a vertical storage unit back panel.

Specification Tips

- All Vertical Storage Units (VSU) require separately specified tackboards.
- Specify tackboard per type of VSU end panels - options include:
 - Tackboard for use with steel VSU end panels, only.
 - Tackboard for use with laminate or wood VSU end panels.
- Tackboards 66"(1676mm) or 72"(1829mm)W are comprised of 2 equal-width fabric sections.
- Tackboard widths are nominal; catalog number reflects the vertical storage unit width.

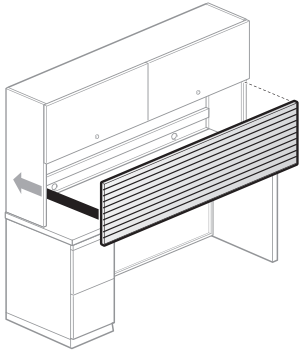
To Order, Specify:

- 1) Product number.
- 2) Fabric code.

Height	Width	Number	Fabric							
			A	B	C	D	E	F	G	H
For VSUs with Steel End Panels										
17.25"(438mm)	48"(1219mm)	JTVS-1848	\$393.42	\$443.21	\$499.23	\$559.08	\$ 618.75	\$700.93	\$750.53	\$830.34
	60"(1524mm)	JTVS-1860	422.90	477.17	538.13	603.40	668.41	757.79	811.81	898.84
	66"(1676mm)	JTVS-1866	437.64	494.15	557.58	625.56	693.24	786.22	842.45	933.09
	72"(1829mm)	JTVS-1872	452.38	511.13	577.03	647.72	718.07	814.65	873.09	967.34
For VSUs with HPL or Wood End Panels										
17.25"(438mm)	48"(1219mm)	JTVL-1848	\$393.42	\$443.21	\$499.23	\$559.08	\$ 618.75	\$700.93	\$750.53	\$830.34
	60"(1524mm)	JTVL-1860	422.90	477.17	538.13	603.40	668.41	757.79	811.81	898.84
	66"(1676mm)	JTVL-1866	437.64	494.15	557.58	625.56	693.24	786.22	842.45	933.09
	72"(1829mm)	JTVL-1872	452.38	511.13	577.03	647.72	718.07	814.65	873.09	967.34

Vertical Storage Units

Slat Rail



JSVS
JSVL
Class FM

Features

- Includes painted aluminum slat rail and mounting hardware.
- Attaches to the lower section of a vertical storage unit back panel to support slat rail accessories.

Specification Tips

- Specify slat rail based on VSU end panel type - options include:
 - Slat rail for use with steel VSU end panels only.
 - Slat rail for use with laminate or wood VSU end panels.
- Slat rails 66"(1676mm) or 72"(1829mm)W are comprised of 2 equal-width sections.
- Slat rail widths are nominal; catalog number reflects the vertical storage unit width.

To Order, Specify:

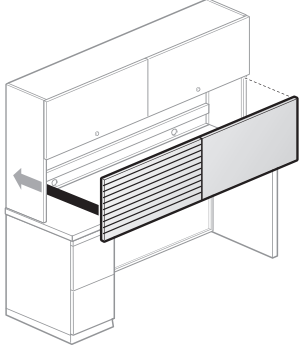
- 1) Product number.
- 2) Trim color.

Height	Width	Number	Trim A	B
For VSUs with Steel End Panels				
17.25"(438mm)	48"(1219mm)	JSVS-1848	\$342.63	\$ 378.43
	60"(1524mm)	JSVS-1860	458.79	504.79
	66"(1676mm)	JSVS-1866	526.55	578.50
	72"(1829mm)	JSVS-1872	574.95	631.15
For VSUs with HPL or Wood End Panels				
17.25"(438mm)	48"(1219mm)	JSVL-1848	\$342.63	\$ 378.43
	60"(1524mm)	JSVL-1860	458.79	504.79
	66"(1676mm)	JSVL-1866	526.55	578.50
	72"(1829mm)	JSVL-1872	574.95	631.15

Vertical Storage Units

Slat Rail/Tackboard

Slat Rail/ Tackboard



JCVS-18
JCVL-18
Class FM

Features

- Includes 1/2-width painted aluminum slat rail, 1/2-width fabric tackboard, and mounting hardware.
- Attaches to the lower section of a vertical storage unit back panel.

Specification Tips

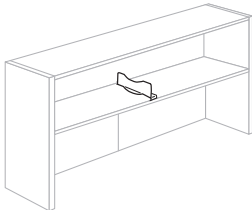
- Slat rail/tackboard widths are nominal; catalog number reflects the vertical storage unit width.
- Specify slat rail/tackboard for appropriate VSU end panel type.

To Order, Specify:

- 1) Product number.
- 2) Trim color.
- 3) Fabric color.

Height	Width	Number	Fabric							
			A	B	C	D	E	F	G	H
For VSUs with Steel End Panels - Trim A										
17.25"(438mm)	66"(1676mm)	JCVS-1866	\$ 992.09	\$1068.80	\$ 1155.75	\$1247.79	\$1339.80	\$1467.65	\$1544.38	\$1667.12
	72"(1829mm)	JCVS-1872	1026.11	1107.92	1200.69	1298.85	1397.04	1533.23	1615.12	1746.32
For VSUs with Steel End Panels - Trim B										
17.25"(438mm)	66"(1676mm)	JCVS-1866	\$1009.98	\$1086.69	\$ 1173.64	\$1265.68	\$1357.69	\$1485.54	\$1562.27	\$1685.01
	72"(1829mm)	JCVS-1872	1046.52	1128.33	1221.10	1319.26	1417.45	1553.64	1635.53	1766.73
For VSUs with HPL or Wood End Panels - Trim A										
17.25"(438mm)	66"(1676mm)	JCVL-1866	\$ 992.09	\$1068.80	\$ 1155.75	\$1247.79	\$1339.80	\$1467.65	\$1544.38	\$1667.12
	72"(1829mm)	JCVL-1872	1026.11	1107.92	1200.69	1298.85	1397.04	1533.23	1615.12	1746.32
For VSUs with HPL or Wood End Panels - Trim B										
17.25"(438mm)	66"(1676mm)	JCVL-1866	\$1009.98	\$1086.69	\$ 1173.64	\$1265.68	\$1357.69	\$1485.54	\$1562.27	\$1685.01
	72"(1829mm)	JCVL-1872	1046.52	1128.33	1221.10	1319.26	1417.45	1553.64	1635.53	1766.73

Shelf Divider



NADR-8
Class FM

Features

- Includes box of eight shelf dividers.
- To be used to divide space laterally on vertical storage units.

To Order, Specify:

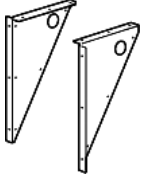
- 1) Product number.
- 2) Trim color.

Height	Width	Number	Trim	
			A	B
4"(102mm)	13.25"(337mm)	NADR-8	\$445.87	\$469.99

Vertical Storage Units

Brackets

Corner Support Bracket



JABB-L
JABB-R
Class FM

Features

- Use to support Vertical Storage Unit to a corner unit in a bridge or return application.
- Alignment holes are predrilled; additional drilling required per installation instructions.
- Includes attachment hardware.

Specification Tips

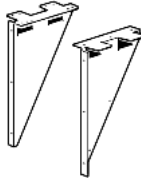
- Brackets are handed which requires orientation to match application to ensure proper floor support.
- Refer to Specification Guide for proper application.

To Order, Specify:

- 1) Product number.
- 2) Trim color.

Orientation	Number	Trim	
		A	B
Left	JABB-L	\$322.84	\$324.64
Right	JABB-R	322.84	324.64

Bridge/Return Support Bracket



JABR-L
JABR-R
Class FM

Features

- Use to support Vertical Storage Unit to a single pedestal desk or shell in a bridge or return application.
- Alignment holes are predrilled; additional drilling required per installation instructions.
- Includes attachment hardware.

Specification Tips

- Brackets are handed which requires orientation to match application to ensure proper floor support.
- Refer to Specification Guide for proper application.

To Order, Specify:

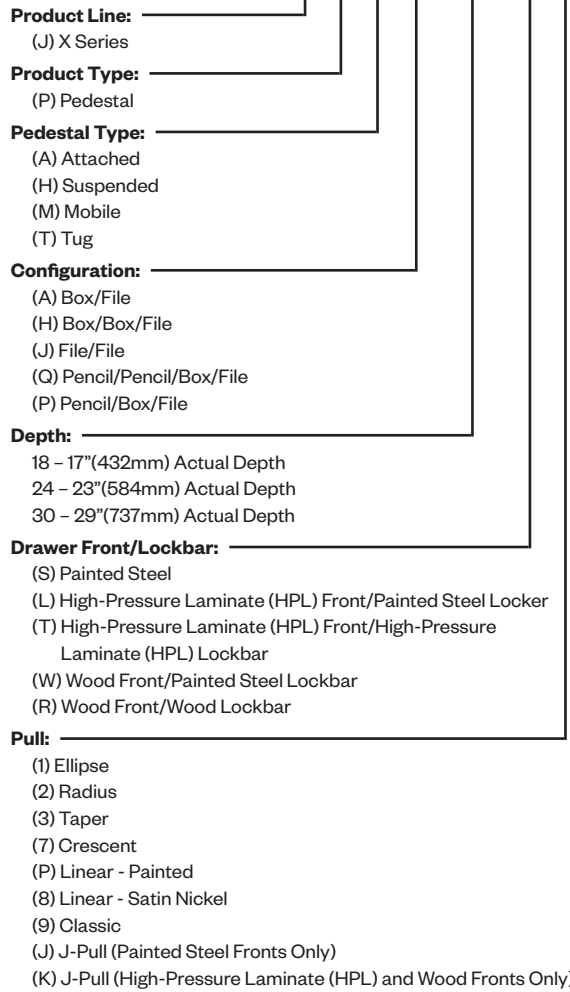
- 1) Product number.
- 2) Trim color.

Orientation	Number	Trim	
		A	B
Left	JABR-L	\$485.19	\$486.99
Right	JABR-R	485.19	486.99

Pedestals


Catalog Logic

J P A H - 24 - S 1

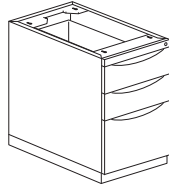


Pedestals

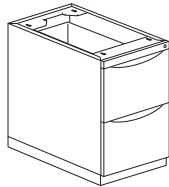
Attached



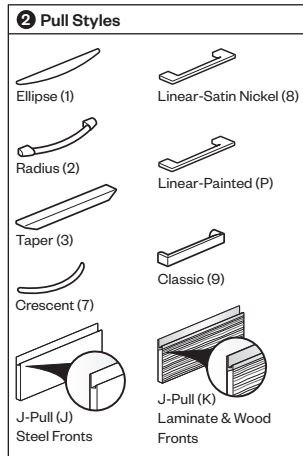
JPAQ-24



JPAH-24



JPAJ-24
Class FP



Features

- Includes steel pedestal and attachment hardware.
- Pedestal with pencil drawers and/or box drawers includes a single pencil tray.
- Box drawers include one divider in each drawer.
- Drawer front options include painted, high-pressure laminate (HPL), or wood.
- Laminate fronts can be specified with a painted steel or laminate lockbar.
- Wood fronts can be specified with a painted steel or wood lockbar.
- Optional drawer pulls include Ellipse, Radius, Taper, Crescent, Linear, Classic, and J-Pull.
 - Crescent (7) and Classic (9) pulls are brushed nickel.
 - Ellipse (1) and Radius (2) pulls available in limited colors (see specification).
 - Taper (3) and J-Pull (J, K) match case color.
 - Linear pulls available:
 - Painted (P); finish specification required.
 - Satin nickel (8); no specification required.
- Drawers have full extension steel ball-bearing slides.
- Drawer interiors and accessories are black finish color.
- Single lock secures all drawers.
- Lock plug is available in black or chrome.
- For lock options, refer to Lock Program section of the Accessories Price List.
- Glides provide 1"(25mm) adjustment range.

Specification Tips

- When attaching pedestal to a square edge worksurface, the pedestal depth must be equal to, or less than the worksurface depth.
 - 18"(457mm) square edge worksurface accepts an 18"(457mm)D pedestal
 - 24"(610mm) square edge worksurface accepts an 18"(457mm) or 24"(610mm)D pedestal
 - 30"(762mm) square edge worksurface accepts an 18"(457mm), 24"(610mm), or 30"(762mm)D pedestal
- When attaching pedestal to a knife edge worksurface, the pedestal depth must be at least 6"(152mm) less than worksurface depth.
 - 18"(457mm)D knife edge worksurface will not accept an attached pedestal
 - 24"(610mm)D knife edge worksurface will accept an 18"(457mm)D pedestal
 - 30"(762mm)D knife edge worksurface will accept an 18"(457mm) or 24"(610mm)D pedestal
- When using pedestal to support one end of a worksurface in a panel system application, secure the worksurface to the panel using a corner bracket, cantilever, or pedestal to panel bracket; specified separately.
- When attaching a panel-hung worksurface up to 2"(51mm) higher than standard mounting height, use a worksurface height adjustment kit, specified separately.
- 18"(457mm)D pedestal accommodates letter-size filing only.
- Additional accessories are available and can be specified separately.

To Order, Specify:

1) Product number, including:

1 Front/Lockbar Option:

Painted Steel Drawer Fronts

- S** Painted Steel Front/Painted Steel Lockbar

Laminate Drawer Fronts

- L** HPL Fronts/Painted Steel Lockbar
- T** HPL Fronts/HPL Lockbar (add **\$94.12** list)

Wood Drawer Fronts

- W** Wood Fronts/Painted Steel Lockbar
- R** Wood Fronts/Wood Lockbar (add **\$183.68** list)

2 Pull Option:

- 9** Classic (add **\$52.15** list)
- 7** Crescent (add **\$42.50** list)
- 1** Ellipse¹
- J** J-Pull (Steel Fronts)
- K** J-Pull (HPL and Wood Fronts) (add **\$98.39** list)
- P** Linear - Painted²
- 8** Linear - Satin Nickel
- 2** Radius³ (add **\$42.50** list)
- 3** Taper

- 2) Trim color for case and steel drawer fronts.
- 3) Pull trim color (Ellipse, Radius and painted Linear only).
- 4) Drawer front HPL or wood finish (if applicable).
- 5) HPL edge color (if applicable).
- 6) Lock Plug color.

¹Beige (TR-R)
Chalk (TR-AK)
Charcoal (TR-K)
Graphite (TR-J)
Gray Tone (TR-G)
Putty (TR-AA)
Smoke (TR-E)

²All powdercoat finishes.

³Dark Bronze Metallic (TR-DM)
Metallic Gunmetal (TR-MG)
Metallic Champagne (TR-MC)
Metallic Silver (TR-LE)

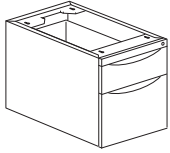
Pedestals

Attached

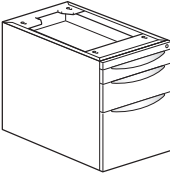
Actual Depth	Actual Width	Number ①②	Fronts Painted Trim		Fronts HPL A Trim		Fronts HPL B Trim		Fronts Wood A Trim		Fronts Wood B Trim	
			A	B	A	B	A	B	A	B	A	B
27.5"(699mm)H - Pencil/Pencil/Box/File												
17" (432mm)	15" (381mm)	JPAQ-18- ■■	\$1033.15	\$ 1123.35	\$ 1416.60	\$1506.80	\$1440.50	\$1530.70	\$1620.22	\$ 1710.42	\$1656.31	\$ 1746.51
23" (584mm)	15" (381mm)	JPAQ-24- ■■	\$1074.16	\$ 1177.49	\$ 1457.61	\$1560.94	\$ 1481.51	\$1584.84	\$ 1661.23	\$1764.56	\$1697.32	\$1800.65
29" (737mm)	15" (381mm)	JPAQ-30- ■■	\$1181.98	\$1298.44	\$1565.43	\$ 1681.89	\$1589.33	\$1705.79	\$1769.05	\$1885.51	\$1805.14	\$ 1921.60
27.5"(699mm)H - Box/Box/File												
17" (432mm)	15" (381mm)	JPAH-18- ■■	\$872.44	\$ 962.64	\$1203.43	\$1293.63	\$1223.09	\$ 1313.29	\$1357.84	\$1448.04	\$ 1397.19	\$ 1487.39
23" (584mm)	15" (381mm)	JPAH-24- ■■	\$913.45	\$ 1016.78	\$1244.44	\$ 1347.77	\$1264.10	\$ 1367.43	\$1398.85	\$1502.18	\$1438.20	\$ 1541.53
29" (737mm)	15" (381mm)	JPAH-30- ■■	\$954.46	\$1070.92	\$1285.45	\$ 1401.91	\$1305.11	\$ 1421.57	\$1439.86	\$1556.32	\$1479.21	\$1595.67
27.5"(699mm)H - File/File												
17" (432mm)	15" (381mm)	JPAJ-18- ■■	\$815.05	\$ 905.25	\$ 1131.27	\$ 1221.47	\$ 1149.26	\$1239.46	\$1269.27	\$1359.47	\$1308.65	\$1398.85
23" (584mm)	15" (381mm)	JPAJ-24- ■■	\$856.06	\$ 959.39	\$ 1172.28	\$ 1275.61	\$ 1190.27	\$1293.60	\$ 1310.28	\$ 1413.61	\$1349.66	\$1452.99
29" (737mm)	15" (381mm)	JPAJ-30- ■■	\$897.07	\$ 1013.53	\$ 1213.29	\$1329.75	\$ 1231.28	\$1347.74	\$ 1351.29	\$1467.75	\$1390.67	\$ 1507.13

Pedestals

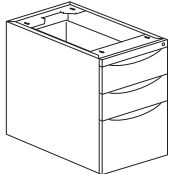
Suspended



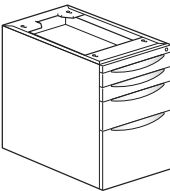
JPHA-24



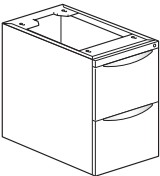
JPHP-24



JPHH-24



JPHQ-24



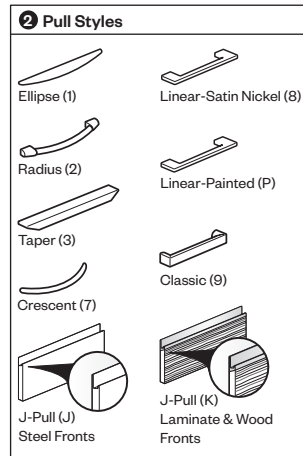
JPHJ-24
Class FP

Features

- Includes steel pedestal and attachment hardware.
- Pedestal with pencil drawers and/or box drawers includes a single pencil tray.
- Box drawers include one divider in each drawer.
- Drawer front options include painted, high-pressure laminate (HPL), or wood.
- Laminate fronts can be specified with painted steel or laminate lockbar.
- Wood fronts can be specified with painted steel or wood lockbar.
- Optional drawer pulls include Ellipse, Radius, Taper, Crescent, Linear, Classic, and J-Pull.
 - Crescent (7) and Classic (9) pulls are brushed nickel.
 - Ellipse (1) and Radius (2) pulls available in limited colors (see specification).
 - Taper (3) and J-Pull (J, K) match case color.
 - Linear pulls available:
 - Painted (P); finish specification required.
 - Satin nickel (8); no specification required.
- Drawers have full extension steel ball-bearing slides.
- Drawer interiors and accessories are black finish color.
- Single lock secures all drawers.
- Lock plug is available in black or chrome.
- For lock options, refer to Lock Program section of the Accessories Price List.

Specification Tips

- When attaching pedestal to a square edge worksurface, the pedestal depth must be equal to, or less than the worksurface depth.
 - 18"(457mm) square edge worksurface accepts an 18"(457mm)D pedestal
 - 24"(610mm) square edge worksurface accepts an 18"(457mm) or 24"(610mm)D pedestal
 - 30"(762mm) square edge worksurface accepts an 18"(457mm), 24"(610mm), or 30"(762mm)D pedestal
- When attaching pedestal to a knife edge worksurface, the pedestal depth must be at least 6"(152mm) less than worksurface depth.
 - 18"(457mm)D knife edge worksurface will not accept a suspended pedestal
 - 24"(610mm)D knife edge worksurface will accept an 18"(457mm)D pedestal
 - 30"(762mm)D knife edge worksurface will accept an 18"(457mm) or 24"(610mm)D pedestal
- For use with Compose, UniGroup, and UniGroup Too systems applications only.
- 18"(457mm)D pedestal accommodates letter-size filing only.
- Additional accessories are available and can be specified separately.



To Order, Specify:

1) Product number, including:

1 Front/Lockbar Option:

Painted Steel Drawer Fronts

- S** Painted Steel Front/Painted Steel Lockbar

Laminate Drawer Fronts

- L** HPL Fronts/Painted Steel Lockbar
- T** HPL Fronts/HPL Lockbar (add **\$94.12** list)

Wood Drawer Fronts

- W** Wood Fronts/Painted Steel Lockbar
- R** Wood Fronts/Wood Lockbar (add **\$183.68** list)

2 Pull Option:

- 9** Classic (add **\$52.15** list)
- 7** Crescent (add **\$42.50** list)
- 1** Ellipse¹
- J** J-Pull (Steel Fronts)
- K** J-Pull (HPL and Wood Fronts) (add **\$98.39** list)
- P** Linear - Painted²
- 8** Linear - Satin Nickel
- 2** Radius³ (add **\$42.50** list)
- 3** Taper

2) Trim color for case and steel drawer fronts.

3) Pull trim color (Ellipse, Radius and painted Linear only).

4) Drawer front HPL or wood finish (if applicable).

5) HPL edge color (if applicable).

6) Lock Plug color.

- ¹Beige (TR-R)
- Chalk (TR-AK)
- Charcoal (TR-K)
- Graphite (TR-J)
- Gray Tone (TR-G)
- Putty (TR-AA)
- Smoke (TR-E)

²All powdercoat finishes.

- ³Dark Bronze Metallic (TR-DM)
- Metallic Gunmetal (TR-MG)
- Metallic Champagne (TR-MC)
- Metallic Silver (TR-LE)

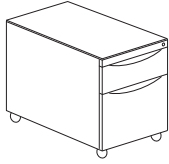
Pedestals

Suspended

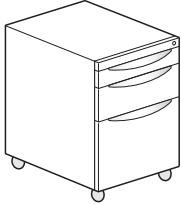
Actual Depth	Actual Width	Number ①②	Fronts Painted Trim		Fronts HPL A Trim		Fronts HPL B Trim		Fronts Wood A Trim		Fronts Wood B Trim	
			A	B	A	B	A	B	A	B	A	B
19.625"(498mm)H - Box/File												
17" (432mm)	15" (381mm)	JPHA-18- ■■	\$653.10	\$ 713.77	\$ 915.18	\$ 975.85	\$ 928.83	\$ 989.50	\$1000.77	\$ 1061.44	\$1063.07	\$ 1123.74
23" (584mm)	15" (381mm)	JPHA-24- ■■	\$694.11	\$ 767.91	\$ 956.19	\$1029.99	\$ 969.84	\$1043.64	\$ 1041.78	\$ 1115.58	\$ 1104.08	\$ 1177.88
22.625"(575mm)H - Pencil/Box/File												
17" (432mm)	15" (381mm)	JPHP-18- ■■	\$784.30	\$853.18	\$1097.23	\$ 1166.11	\$ 1115.83	\$ 1184.71	\$ 1233.63	\$1302.51	\$1284.46	\$1353.34
23" (584mm)	15" (381mm)	JPHP-24- ■■	\$825.31	\$907.32	\$ 1138.24	\$1220.25	\$ 1156.84	\$ 1238.85	\$ 1274.64	\$1356.65	\$1325.47	\$ 1407.48
25.625"(651mm)H - Box/Box/File												
17" (432mm)	15" (381mm)	JPHH-18- ■■	\$831.85	\$ 910.57	\$ 1162.84	\$ 1241.56	\$ 1182.50	\$ 1261.22	\$ 1317.25	\$1395.97	\$1356.60	\$1435.32
23" (584mm)	15" (381mm)	JPHH-24- ■■	\$872.86	\$964.71	\$1203.85	\$1295.70	\$1223.51	\$ 1315.36	\$ 1358.26	\$1450.11	\$ 1397.61	\$1489.46
25.625"(651mm)H - Pencil/Pencil/Box/File												
17" (432mm)	15" (381mm)	JPHQ-18- ■■	\$992.56	\$1071.28	\$ 1376.01	\$1454.73	\$1399.91	\$ 1478.63	\$ 1579.63	\$1658.35	\$ 1615.72	\$1694.44
23" (584mm)	15" (381mm)	JPHQ-24- ■■	\$1033.57	\$1125.42	\$ 1417.02	\$1508.87	\$1440.92	\$ 1532.77	\$ 1620.64	\$ 1712.49	\$1656.73	\$ 1748.58
25.625"(651mm)H - File/File												
17" (432mm)	15" (381mm)	JPHJ-18- ■■	\$774.46	\$853.18	\$1090.68	\$ 1169.40	\$ 1108.67	\$ 1187.39	\$ 1228.68	\$1307.40	\$1268.06	\$1346.78
23" (584mm)	15" (381mm)	JPHJ-24- ■■	\$815.47	\$907.32	\$ 1131.69	\$1223.54	\$ 1149.68	\$ 1241.53	\$ 1269.69	\$ 1361.54	\$1309.07	\$1400.92

Pedestals

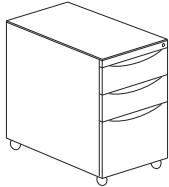
Mobile



JPMA-24



JPMP-24



JPMH-24



JPMQ-24



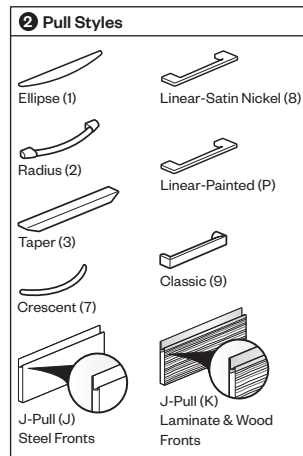
JPMJ-24
Class FP

Features

- Includes steel pedestal with counterweight and non-locking casters; two fixed casters in front, and two swivel casters at the back.
- Pedestal with pencil drawers and/or box drawers includes a single pencil tray.
- Box drawers include one divider in each drawer.
- Drawer front options include painted, high-pressure laminate (HPL), or wood.
- Laminate fronts can be specified with painted steel or laminate lockbar.
- Wood fronts can be specified with painted steel or wood lockbar.
- Optional drawer pulls include Ellipse, Radius, Taper, Crescent, Linear, Classic, and J-Pull.
 - Crescent (7) and Classic (9) pulls are brushed nickel.
 - Ellipse (1) and Radius (2) pulls available in limited colors (see specification).
 - Taper (3) and J-Pull (J, K) match case color.
 - Linear pulls available:
 - Painted (P); finish specification required.
 - Satin nickel (8); no specification required.
- Drawers have full extension steel ball-bearing slides.
- Drawer interiors and accessories are black finish color.
- Single lock secures all drawers.
- Lock plug is available in black or chrome.
- For lock options, refer to Lock Program section of the Accessories Price List.

Specification Tips

- Cushion top option:
 - Pedestal with this option will not include a top, allowing a cushion top to be field installed.
 - Cushion top must be separately specified.**
 - To order: Specify **C** in the third option. Example: JPMA-24-S1C.
- Mobile file/file pedestal with a cushion top will not fit under a work surface.
- Additional accessories are available and can be specified separately.



To Order, Specify:

1) Product number, including:

1 Front/Lockbar Option:

Painted Steel Drawer Fronts

- S** Painted Steel Front/Painted Steel Lockbar

Laminate Drawer Fronts

- L** HPL Fronts/Painted Steel Lockbar
- T** HPL Fronts/HPL Lockbar (add **\$94.12** list)

Wood Drawer Fronts

- W** Wood Fronts/Painted Steel Lockbar
- R** Wood Fronts/Wood Lockbar (add **\$183.68** list)

2 Pull Option:

- 9** Classic (add **\$52.15** list)
- 7** Crescent (add **\$42.50** list)
- 1** Ellipse¹
- J** J-Pull (Steel Fronts)
- K** J-Pull (HPL and Wood Fronts) (add **\$98.39** list)
- P** Linear - Painted²
- 8** Linear - Satin Nickel
- 2** Radius³ (add **\$42.50** list)
- 3** Taper

- 2) Trim color for case and steel drawer fronts.
- 3) Pull trim color (Ellipse, Radius and painted Linear only).
- 4) Drawer front HPL or wood finish (if applicable).
- 5) HPL edge color (if applicable).
- 6) Lock Plug color.

- ¹Beige (TR-R)
- Chalk (TR-AK)
- Charcoal (TR-K)
- Graphite (TR-J)
- Gray Tone (TR-G)
- Putty (TR-AA)
- Smoke (TR-E)

²All powdercoat finishes.

- ³Dark Bronze Metallic (TR-DM)
- Metallic Gunmetal (TR-MG)
- Metallic Champagne (TR-MC)
- Metallic Silver (TR-LE)

Pedestals

Mobile

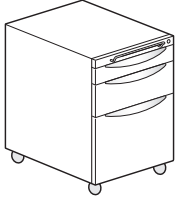
Actual Depth	Actual Width	Number ①②	Fronts Painted Trim		Fronts HPL A Trim		Fronts HPL B Trim		Fronts Wood A Trim		Fronts Wood B Trim	
			A	B	A	B	A	B	A	B	A	B
21.5"(546mm)H - Box/File												
17" (432mm)	15" (381mm)	JPMA-18-	\$897.02	\$ 969.17	\$ 1159.10	\$ 1231.25	\$ 1172.75	\$ 1244.90	\$1244.69	\$ 1316.84	\$1306.99	\$ 1379.14
23" (584mm)	15" (381mm)	JPMA-24-	\$938.03	\$1023.31	\$1200.11	\$ 1285.39	\$ 1213.76	\$ 1299.04	\$1285.70	\$1370.98	\$1348.00	\$ 1433.28
24.5"(622mm)H - Pencil/Box/File												
17" (432mm)	15" (381mm)	JPMP-18-	\$1028.22	\$ 1108.58	\$ 1341.15	\$ 1421.51	\$ 1359.75	\$ 1440.11	\$ 1477.55	\$ 1557.91	\$ 1528.38	\$ 1608.74
23" (584mm)	15" (381mm)	JPMP-24-	\$1069.23	\$ 1162.72	\$1382.16	\$ 1475.65	\$1400.76	\$ 1494.25	\$ 1518.56	\$ 1612.05	\$1569.39	\$ 1662.88
27.5"(699mm)H - Box/Box/File												
17" (432mm)	15" (381mm)	JPMH-18-	\$1075.77	\$ 1165.97	\$1406.76	\$ 1496.96	\$ 1426.42	\$ 1516.62	\$ 1561.17	\$ 1651.37	\$1600.52	\$ 1690.72
23" (584mm)	15" (381mm)	JPMH-24-	\$1116.78	\$1220.11	\$ 1447.77	\$ 1551.10	\$ 1467.43	\$ 1570.76	\$1602.18	\$1705.51	\$ 1641.53	\$ 1744.86
29" (737mm)	15" (381mm)	JPMH-30-	\$1157.79	\$ 1274.25	\$ 1488.78	\$ 1605.24	\$1508.44	\$ 1624.90	\$1643.19	\$ 1759.65	\$ 1682.54	\$ 1799.00
27.5"(699mm)H - Pencil/Pencil/Box/File												
17" (432mm)	15" (381mm)	JPMQ-18-	\$1236.48	\$1326.68	\$ 1619.93	\$ 1710.13	\$1643.83	\$ 1734.03	\$1823.55	\$ 1913.75	\$ 1859.64	\$ 1949.84
23" (584mm)	15" (381mm)	JPMQ-24-	\$1277.49	\$1380.82	\$1660.94	\$ 1764.27	\$1684.84	\$ 1788.17	\$1864.56	\$ 1967.89	\$1900.65	\$ 2003.98
27.5"(699mm)H - File/File												
17" (432mm)	15" (381mm)	JPMJ-18-	\$1018.38	\$ 1108.58	\$1334.60	\$ 1424.80	\$ 1352.59	\$ 1442.79	\$1472.60	\$ 1562.80	\$ 1511.98	\$ 1602.18
23" (584mm)	15" (381mm)	JPMJ-24-	\$1059.39	\$ 1162.72	\$ 1375.61	\$ 1478.94	\$ 1393.60	\$ 1496.93	\$ 1513.61	\$ 1616.94	\$ 1552.99	\$ 1656.32
29" (737mm)	15" (381mm)	JPMJ-30-	\$1100.40	\$ 1216.86	\$ 1416.62	\$ 1533.08	\$1434.61	\$ 1551.07	\$1554.62	\$ 1671.08	\$1594.00	\$ 1710.46

Pedestals

Tug



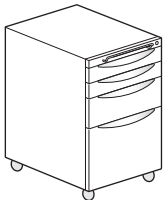
JPTA-24



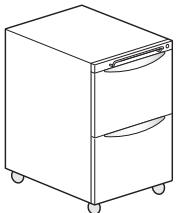
JPTP-24



JPTH-24



JPTQ-24



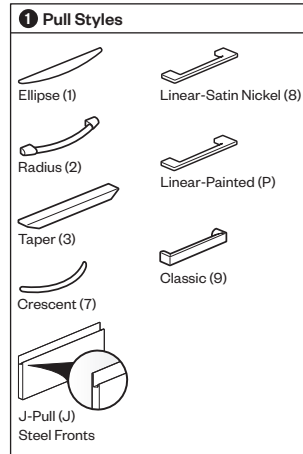
JPTJ-24
Class FP

Features

- Includes steel pedestal with counterweight, attached handle and non-locking casters; two swivel casters in front, and two fixed casters at the back.
- Pedestal with pencil drawers and/or box drawers includes a single pencil tray.
- Box drawers include one divider in each drawer.
- Optional drawer pulls include Ellipse, Radius, Taper, Crescent, Linear, Classic, and J-Pull.
 - Crescent (7) and Classic (9) pulls are brushed nickel.
 - Ellipse (1) and Radius (2) pulls available in limited colors (see specification).
 - Taper (3) and J-Pull (J) match case color.
 - Linear pulls available:
 - Painted (P); finish specification required.
 - Satin nickel (8); no specification required.
- Handle matches case trim color and is centered in lockbar.
- Drawers have full extension steel ball-bearing slides.
- Drawer interiors and accessories are black finish color.
- Single lock secures all drawers.
- Lock plug is available in black or chrome.
- For lock options, refer to Lock Program section of the Accessories Price List.

Specification Tips

- Cushion top option:
 - Pedestal with this option will not include a top, allowing a cushion top to be field installed.
 - Cushion top must be separately specified.**
 - To order: Specify **C** in the third option. Example: JPTA-24-S1**C**.
- Mobile file/file pedestal with a cushion top will not fit under a work surface.
- Additional accessories are available and can be specified separately.
- Tug Pedestal will not accommodate digital lock.



To Order, Specify:

1) Product number, including:

1 Pull Option:

- 9** Classic (add **\$52.15** list)
- 7** Crescent (add **\$42.50** list)
- 1** Ellipse¹
- J** J-Pull (Steel Fronts)
- P** Linear - Painted²
- 8** Linear - Satin Nickel
- 2** Radius³ (add **\$42.50** list)
- 3** Taper

2) Trim color for drawer front, case and handle.

3) Pull trim color (Ellipse, Radius and painted Linear only).

4) Lock Plug color.

- ¹Beige (TR-R)
- Chalk (TR-AK)
- Charcoal (TR-K)
- Graphite (TR-J)
- Gray Tone (TR-G)
- Putty (TR-AA)
- Smoke (TR-E)

²All powdercoat finishes.

- ³Dark Bronze Metallic (TR-DM)
- Metallic Gunmetal (TR-MG)
- Metallic Champagne (TR-MC)
- Metallic Silver (TR-LE)

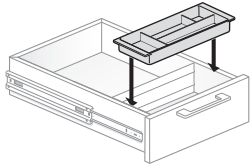
Pedestals

Tug

Actual Height	Actual Width	Number	Trim A	B
21.75"(552mm)H - Box/File				
17"(432mm)	15"(381mm)	JPTA-18-S	\$1102.01	\$ 1174.16
23"(584mm)	15"(381mm)	JPTA-24-S	\$1143.02	\$1228.30
24.75"(629mm)H - Pencil/Box/File				
17"(432mm)	15"(381mm)	JPTP-18-S	\$1233.21	\$ 1313.57
23"(584mm)	15"(381mm)	JPTP-24-S	\$1274.22	\$1367.71
29"(737mm)	15"(381mm)	JPTP-30-S	\$1373.20	\$1479.82
27.75"(705mm)H - Box/Box/File				
17"(432mm)	15"(381mm)	JPTH-18-S	\$1280.76	\$1370.96
23"(584mm)	15"(381mm)	JPTH-24-S	\$1321.77	\$1425.10
29"(737mm)	15"(381mm)	JPTH-30-S	\$1420.75	\$ 1537.21
27.75"(705mm)H - Pencil/Pencil/Box/File				
17"(432mm)	15"(381mm)	JPTQ-18-S	\$1441.47	\$ 1531.67
23"(584mm)	15"(381mm)	JPTQ-24-S	\$1482.48	\$1585.81
29"(737mm)	15"(381mm)	JPTQ-30-S	\$1581.46	\$1697.92
27.75"(705mm)H - File/File				
17"(432mm)	15"(381mm)	JPTJ-18-S	\$1223.37	\$ 1313.57
23"(584mm)	15"(381mm)	JPTJ-24-S	\$1264.38	\$1367.71
29"(737mm)	15"(381mm)	JPTJ-30-S	\$1363.36	\$1479.82

Pedestal Accessories

Pencil Tray



JPTA-6
Class FP

Features

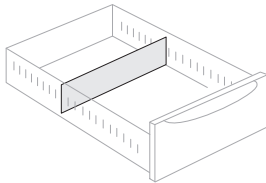
- Includes one black plastic tray.
- Suspends from sides of 6"(152mm) drawer and slides for drawer access.
- Works with X Series and V Series pedestal drawers.

To Order, Specify:

- 1) Product number.
(No finish specification required.)

Height	Depth	Width	Number	Price
1.25"(32mm)	5.5"(140mm)	12.875"(327mm)	JPTA-6	\$55.79

Dividers



JBDA-6
Class FP

Features

- Includes six dividers.
- Spans 6"(152mm) drawer from side-to-side.
- Adjusts in 1"(25mm) increments from front to back of drawer.
- Standard in black finish color only.
- Works with X Series and V Series pedestal drawers.

To Order, Specify:

- 1) Product number.
(No finish specification required.)

Height	Width	Number	Price
3"(76mm)	12"(305mm)	JBDA-6	\$48.37

Pedestal Cushion Kit



JCTB-24
Class FP

Features

- Includes cushion with fastener.
- Works with X Series and V Series 18"(457mm) and 24"(610mm)D pedestals.
- Field installed.
- COM yardage:
 - 17"(432mm)D - 0.75 yard
 - 23"(584mm)D - 1 yard

To Order, Specify:

- 1) Product number.
- 2) Fabric surface/color.

Height	Depth	Width	Number	Fabric							
				A	B	C	D	E	F	G	H
1"(25mm)	17"(432mm)	15"(381mm)	JCTB-18	\$249.56	\$279.94	\$318.34	\$335.92	\$388.72	\$428.72	\$497.51	\$737.44
1"(25mm)	23"(584mm)	15"(381mm)	JCTB-24	433.52	471.93	511.91	529.49	609.47	676.64	783.84	1161.35

Pedestal Accessories

Stationary Pedestal Conversion Kit

JSCK-18
GSA: Open Market

Features

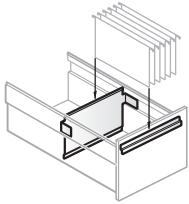
- Includes top, counterweight, and attachment hardware.
- Converts an X Series or V Series attached pedestal to a stationary pedestal.

To Order, Specify:

- 1) Product number.
- 2) Trim color for top.

Depth	Number	Trim	
		A	B
18"(457mm)	JSCK-18	\$ 316.79	\$328.43
24"(610mm)	JSCK-24	325.13	340.09
30"(762mm)	JSCK-30	333.47	351.75

Filing Kits



VPL1-12

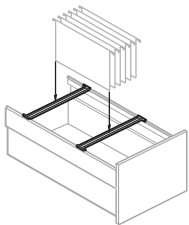
Features

- Includes one compressor and one hanging bar, or two hanging bars.
- Allows side-to-side filing of legal-size suspended file folders in a pedestal file drawer.
- Designed to be used in X and V Series 23"(584mm) and 29"(737mm)D pedestals.

To Order, Specify:

- 1) Product number.
(No finish specification required.)

Description	Number	Price
Compressor, inner hanging bar	VPL1-12	\$124.74
12"(305mm) STS file conversion bars	VPL2-12	64.78



VPL2-12
Class FP

Personal Storage Towers

Catalog Logic

J 2 H B - 51 24 - SS 1 R

Product Line: _____
 (J) X Series

Product Type: _____
 (2) Personal Storage Tower

Upper Storage Type: _____
 (H) Hinged Door
 (B) Bookcase
 (N) No Upper Storage

Configuration: _____
 (L) Box/File - Left-Hand Door
 (P) Box/File - Right-Hand Door
 (C) Box/Box/File - Left-Hand Door (or Left-Facing Bookcase)
 (D) Box/Box/File - Right-Hand Door (or Right-Facing Bookcase)
 (F) File/File - Left-Hand Door (or Left-Facing Bookcase)
 (K) File/File - Right-Hand Door (or Right-Facing Bookcase)
 (Q) Box/File - Valet Right
 (R) Box/File - Valet Left
 (B) Box/Box/File - Valet Right
 (E) Box/Box/File - Valet Left
 (G) File/File - Valet Right
 (J) File/File - Valet Left
 (N) Box/Box/File/File - Valet Right
 (H) Box/Box/File/File - Valet Left
 (M) File/File/File - Valet Right
 (A) File/File/File - Valet Left

Height: _____
 27 - 27.5"(699mm)
 39 - 39.5"(1003mm)
 40 - 40.5"(1029mm)
 48 - 48.5"(1232mm)
 51 - 51.5"(1308mm)
 56 - 56.5"(1435mm)
 63 - 63.5"(1613mm)
 64 - 64.5"(1638mm)
 73 - 73.5"(1867mm)

Width: _____
 15 - 15"(381mm)
 24 - 24"(610mm)

Front/Lockbar Material: _____
 (SS) Painted Steel
 (LL) High-Pressure Laminate (HPL) Front/Painted Steel Lockbar
 (TT) High-Pressure Laminate (HPL) Front/High-Pressure Laminate (HPL) Lockbar
 (W) Wood Front/Painted Steel Lockbar
 (R) Wood Front/Wood Lockbar


Pull: _____
 (1) Ellipse (7) Crescent (9) Classic
 (2) Radius (P) Linear - Painted
 (3) Taper (8) Linear - Satin Nickel

Touch Latch Door w/Pull: _____
 (A) Ellipse (J) J-Pull (Painted Steel Fronts Only)
 (B) Radius (K) J-Pull (High-Pressure Laminate (HPL) and Wood Fronts Only)
 (C) Taper
 (D) Crescent
 (H) Linear - Painted
 (E) Linear - Satin Nickel
 (F) Classic

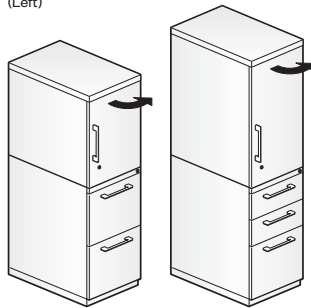
Top Material: _____
 (R) Painted Steel
 (T) Translucent
 (L) High-Pressure Laminate (HPL)
 (W) Wood

15"W Personal Storage Towers

Hinged Door Upper Storage

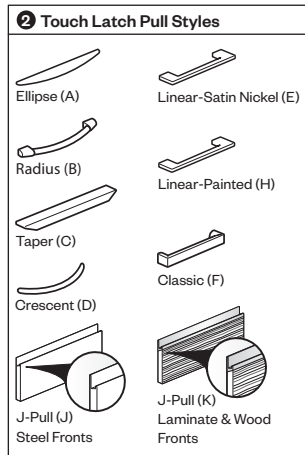
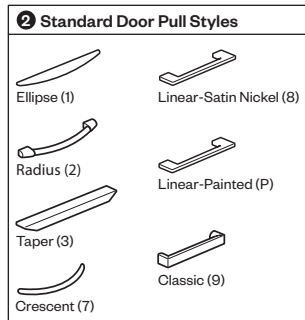


J2HL-4015
(Left)



J2HK-4815
(Right)
Class FM2

J2HD-5615
(Right)



Features

- Includes pedestal section with hinged door upper storage.
- Box drawer includes one divider and one pencil tray.
- Drawer/door front options include painted, high-pressure laminate (HPL), or wood.
- Painted fronts can be specified with:
 - Painted steel lockbar
 - Painted steel or translucent top
- Laminate fronts can be specified with:
 - Painted steel or laminate lockbar
 - Painted steel or laminate top
- Wood fronts can be specified with:
 - Painted steel or wood lockbar
 - Painted steel or wood top
- Optional drawer/door pulls include Ellipse, Radius, Taper, Crescent, Linear, Classic, and J-Pull. J-Pull available with touch latch doors only.
 - Crescent (7) and Classic (9) pulls are brushed nickel.
 - Ellipse (1) and Radius (2) pulls available in limited colors (see specification).
 - Taper (3) and J-Pull (J, K) match case color.
 - Linear pulls available:
 - Painted (P); finish specification required.
 - Satin nickel (8); no specification required.
- Standard door or touch latch door choice is determined by pull style code.
- Drawers have full extension steel ball-bearing slides.
- Interiors, shelf, and accessories are black finish color.
- Upper storage:
 - 40.5"(1029mm)H units have open storage.
 - 48.5"(1232mm) and 51.5"(1308mm)H units have one removable shelf located 12.5"(318mm) from bottom of storage area.
 - 56.5"(1435mm)H units with Box/Box/File or File/File pedestal have one removable shelf. Units with Box/File pedestal have 2 removable shelves.
- Single lock secures all drawers. Storage unit locks separately.
- Locks in tower are randomly keyed.
- Lock plugs are available in black or chrome.
- For lock options, refer to Lock Program section of the Accessories Price List.
- Glides provide 1.5"(38mm) adjustment range.

Specification Tips

- Optional white translucent top adds 2.75"(70mm) to overall height of tower.
- Additional shelves can be specified separately.

To Order, Specify:

1) Product number, including:

1 Front/Lockbar Option:

Painted Steel Fronts

SS Painted Steel Front/Painted Steel Lockbar

Laminate Fronts

LL HPL Fronts/Painted Steel Lockbar

TT HPL Fronts/HPL Lockbar (add **\$89.50** list)

Wood Fronts

WW Wood Fronts/Painted Steel Lockbar

RR Wood Fronts/Wood Lockbar (add **\$172.21** list)

2 Pull Option:*

9 Classic (add **\$52.15** list)

7 Crescent (add **\$42.50** list)

1 Ellipse¹

J J-Pull (Steel Fronts)

K J-Pull (HPL and Wood Fronts) (add **\$98.39** list)

P Linear - Painted²

8 Linear - Satin Nickel

2 Radius³ (add **\$42.50** list)

3 Taper

3 Top Option:

R Regular Top

T Translucent Top (add **\$789.06** list)

L Laminate Top (add **\$191.85** list)

W Wood Top (add **\$368.97** list)

2) Trim color for case and steel door/drawer fronts.

3) Pull trim color (Ellipse, Radius and painted Linear only).

4) Drawer/door front HPL or wood finish (if applicable).

5) HPL edge color (if applicable).

6) Lock Plug color.

* For touch latch doors change pull style code (add **\$44.54** list)

¹Beige (TR-R)

Chalk (TR-AK)

Charcoal (TR-K)

Graphite (TR-J)

Gray Tone (TR-G)

Putty (TR-AA)

Smoke (TR-E)

²All powdercoat finishes.

³Dark Bronze Metallic (TR-DM)

Metallic Gunmetal (TR-MG)

Metallic Champagne (TR-MC)

Metallic Silver (TR-LE)

15"W Personal Storage Towers

Hinged Door Upper Storage

Actual Depth	Actual Width	Number ①②③	Fronts Painted Trim		Fronts HPL A Trim		Fronts HPL B Trim		Fronts Wood A Trim		Fronts Wood B Trim	
			A	B	A	B	A	B	A	B	A	B
3H, 40.5"(1029mm) - Box/File, Right-Hand Door												
23.625" (600mm)	15" (381mm)	J2HP-4015-	\$2899.24	\$3039.98	\$3208.10	\$3315.72	\$3306.79	\$3414.41	\$3350.47	\$3458.09	\$3563.87	\$3671.49
3H, 40.5"(1029mm)- Box/File, Left-Hand Door												
23.625" (600mm)	15" (381mm)	J2HL-4015-	\$2899.24	\$3039.98	\$3208.10	\$3315.72	\$3306.79	\$3414.41	\$3350.47	\$3458.09	\$3563.87	\$3671.49
4H, 48.5"(1232mm)) - Box/File, Right-Hand Door												
23.625" (600mm)	15" (381mm)	J2HP-4815-	\$3213.35	\$3373.64	\$3571.65	\$3695.67	\$3699.44	\$3823.46	\$3763.65	\$3887.67	\$4050.59	\$4174.61
4H, 48.5"(1232mm)) - Box/File, Left-Hand Door												
23.625" (600mm)	15" (381mm)	J2HL-4815-	\$3213.35	\$3373.64	\$3571.65	\$3695.67	\$3699.44	\$3823.46	\$3763.65	\$3887.67	\$4050.59	\$4174.61
4H, 48.5"(1232mm)) - Box/Box/File, Right-Hand Door												
23.625" (600mm)	15" (381mm)	J2HD-4815-	\$3291.21	\$3446.38	\$3605.81	\$3729.83	\$3736.32	\$3860.34	\$3770.04	\$3894.06	\$4045.55	\$4169.57
4H, 48.5"(1232mm)) - Box/Box/File, Left-Hand Door												
23.625" (600mm)	15" (381mm)	J2HC-4815-	\$3291.21	\$3446.38	\$3605.81	\$3729.83	\$3736.32	\$3860.34	\$3770.04	\$3894.06	\$4045.55	\$4169.57
4H, 48.5"(1232mm)) - File/File, Right-Hand Door												
23.625" (600mm)	15" (381mm)	J2HK-4815-	\$3192.81	\$3348.01	\$3491.01	\$3615.03	\$3612.34	\$3736.36	\$3638.85	\$3762.87	\$3914.36	\$4038.38
4H, 48.5"(1232mm)) - File/File, Left-Hand Door												
23.625" (600mm)	15" (381mm)	J2HF-4815-	\$3192.81	\$3348.01	\$3491.01	\$3615.03	\$3612.34	\$3736.36	\$3638.85	\$3762.87	\$3914.36	\$4038.38
4H, 51.5"(1308mm) - Box/File, Right-Hand Door												
23.625" (600mm)	15" (381mm)	J2HP-5115-	\$3333.07	\$3496.51	\$3675.82	\$3799.84	\$3811.93	\$3935.95	\$3852.19	\$3976.21	\$4154.94	\$4278.96
4H, 51.5"(1308mm) - Box/File, Left-Hand Door												
23.625" (600mm)	15" (381mm)	J2HL-5115-	\$3333.07	\$3496.51	\$3675.82	\$3799.84	\$3811.93	\$3935.95	\$3852.19	\$3976.21	\$4154.94	\$4278.96
4H, 51.5"(1308mm) - Box/Box/File, Right-Hand Door												
23.625" (600mm)	15" (381mm)	J2HD-5115-	\$3410.93	\$3574.28	\$3710.76	\$3834.78	\$3849.69	\$3973.71	\$3858.62	\$3982.64	\$4148.50	\$4272.52
4H, 51.5"(1308mm) - Box/Box/File, Left-Hand Door												
23.625" (600mm)	15" (381mm)	J2HC-5115-	\$3410.93	\$3574.28	\$3710.76	\$3834.78	\$3849.69	\$3973.71	\$3858.62	\$3982.64	\$4148.50	\$4272.52
4H, 51.5"(1308mm) - File/File, Right-Hand Door												
23.625" (600mm)	15" (381mm)	J2HK-5115-	\$3312.53	\$3475.91	\$3595.96	\$3719.98	\$3725.71	\$3849.73	\$3727.43	\$3851.45	\$4017.31	\$4141.33
4H, 51.5"(1308mm) - File/File, Left-Hand Door												
23.625" (600mm)	15" (381mm)	J2HF-5115-	\$3312.53	\$3475.91	\$3595.96	\$3719.98	\$3725.71	\$3849.73	\$3727.43	\$3851.45	\$4017.31	\$4141.33

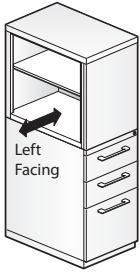
15"W Personal Storage Towers

Hinged Door Upper Storage

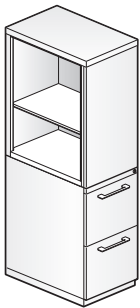
Actual Depth	Actual Width	Number ①②③	Fronts Painted Trim		Fronts HPL A Trim		Fronts HPL B Trim		Fronts Wood A Trim		Fronts Wood B Trim		
			A	B	A	B	A	B	A	B	A	B	
5H, 56.5"(1435mm) - Box/File, Right-Hand Door													
23.625" (600mm)	15" (381mm)	J2HP-5615-		\$3528.99	\$ 3717.18	\$3814.05	\$3956.50	\$3961.23	\$ 4103.68	\$3932.52	\$ 4074.97	\$4249.55	\$4392.00
5H, 56.5"(1435mm) - Box/File, Left-Hand Door													
23.625" (600mm)	15" (381mm)	J2HL-5615-		\$3528.99	\$ 3717.18	\$3814.05	\$3956.50	\$3961.23	\$ 4103.68	\$3932.52	\$ 4074.97	\$4249.55	\$4392.00
5H, 56.5"(1435mm) - Box/Box/File, Right-Hand Door													
23.625" (600mm)	15" (381mm)	J2HD-5615-		\$3374.85	\$3553.35	\$3730.44	\$3872.89	\$3870.91	\$ 4013.36	\$3938.96	\$ 4081.41	\$4242.32	\$4384.77
5H, 56.5"(1435mm) - Box/Box/File, Left-Hand Door													
23.625" (600mm)	15" (381mm)	J2HC-5615-		\$3374.85	\$3553.35	\$3730.44	\$3872.89	\$3870.91	\$ 4013.36	\$3938.96	\$ 4081.41	\$4242.32	\$4384.77
5H, 56.5"(1435mm) - File/File, Right-Hand Door													
23.625" (600mm)	15" (381mm)	J2HK-5615-		\$3276.45	\$3454.98	\$3615.64	\$3758.09	\$3746.93	\$3889.38	\$3807.77	\$3950.22	\$ 4111.13	\$4253.58
5H, 56.5"(1435mm) - File/File, Left-Hand Door													
23.625" (600mm)	15" (381mm)	J2HF-5615-		\$3276.45	\$3454.98	\$3615.64	\$3758.09	\$3746.93	\$3889.38	\$3807.77	\$3950.22	\$ 4111.13	\$4253.58

15"W Personal Storage Towers

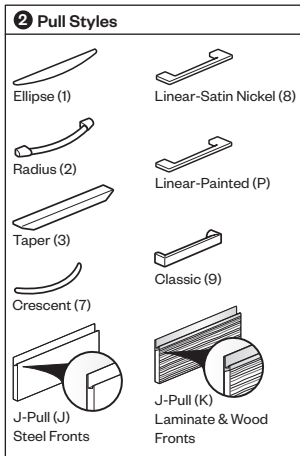
Bookcase Upper Storage



J2BC-4815
(Left)



J2BF-5615
(Left)
Class FM2



Features

- Includes:
 - Pedestal section with multiple box and file drawer configurations
 - Side facing bookcase includes one shelf adjustable in 3"(76mm) increments. Lowest shelf mounting position is: 5"(127mm) from the bottom of compartment. Highest shelf mounting position is located at 5.75"(146mm) from the top of compartment.
- Tower with box drawers includes a single pencil tray.
- Each box drawer includes one divider.
- Drawer front options include painted, high-pressure laminate (HPL), or wood.
- Painted fronts can be specified with:
 - Painted steel lockbar
 - Painted steel or translucent top
- Laminate fronts can be specified with:
 - Painted steel or laminate lockbar
 - Painted steel, translucent, or laminate top
- Wood fronts can be specified with:
 - Painted steel or wood lockbar
 - Painted steel, translucent, or wood top
- Optional drawer pulls include Ellipse, Radius, Taper, Crescent, Linear, Classic, and J-Pull.
 - Crescent (7) and Classic (9) pulls are brushed nickel.
 - Ellipse (1) and Radius (2) pulls available in limited colors (see specification).
 - Taper (3) and J-Pull (J, K) match case color.
 - Linear pulls available:
 - Painted (P); finish specification required.
 - Satin nickel (8); no specification required.
- Drawers have full extension steel ball-bearing slides.
- Drawer interiors and accessories are black finish color. Bookcase interior and shelf color match case color.
- Single lock secures all drawers.
- Lock plugs are available in black or chrome.
- For lock options, refer to Lock Program section of the Accessories Price List.
- Glides provide 1.5"(38mm) adjustment range.

Specification Tips

- Optional white translucent top adds 2.75"(70mm) to overall height of tower.
- Additional shelves can be specified separately.

To Order, Specify:

1) Product number, including:

1 Front/Lockbar Option:

Painted Steel Drawer Fronts

SS Painted Steel Front/Painted Steel Lockbar

Laminate Drawer Fronts

LL HPL Fronts/Painted Steel Lockbar

TT HPL Fronts/HPL Lockbar (add **\$89.50** list)

Wood Drawer Fronts

WW Wood Fronts/Painted Steel Lockbar

RR Wood Fronts/Wood Lockbar (add **\$172.21** list)

2 Pull Option:

9 Classic (add **\$52.15** list)

7 Crescent (add **\$42.50** list)

1 Ellipse¹

J J-Pull (Steel Fronts)

K J-Pull (HPL and Wood Fronts) (add **\$98.39** list)

P Linear - Painted²

8 Linear - Satin Nickel

2 Radius³ (add **\$42.50** list)

3 Taper

3 Top Option:

R Regular Top

T Translucent Top (add **\$789.06** list)

L Laminate Top (add **\$191.85** list)

W Wood Top (add **\$368.97** list)

2) Trim color for case and steel drawer fronts.

3) Pull trim color (Ellipse, Radius and painted Linear only).

4) Drawer front HPL or wood finish (if applicable).

5) HPL edge color (if applicable).

6) Lock Plug color.

¹Beige (TR-R)
Chalk (TR-AK)
Charcoal (TR-K)
Graphite (TR-J)
Gray Tone (TR-G)
Putty (TR-AA)
Smoke (TR-E)

²All powdercoat finishes.

³Dark Bronze Metallic (TR-DM)
Metallic Gunmetal (TR-MG)
Metallic Champagne (TR-MC)
Metallic Silver (TR-LE)

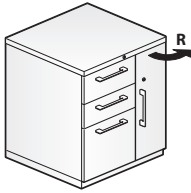
15"W Personal Storage Towers

Bookcase Upper Storage

Actual Depth	Actual Width	Number	①②③	Fronts Painted Trim		Fronts HPL A Trim		Fronts HPL B Trim		Fronts Wood A Trim		Fronts Wood B Trim	
				A	B	A	B	A	B	A	B	A	B
4H, 48.5"(1232mm) - Box/Box/File, Right-Facing Bookcase													
23.625" (600mm)	15" (381mm)	J2BD-4815-	■ ■ ■ ■	\$2933.73	\$3088.89	\$3204.03	\$3342.81	\$3259.52	\$3398.30	\$3319.08	\$3457.86	\$3417.48	\$3556.26
4H, 48.5"(1232mm) - Box/Box/File, Left-Facing Bookcase													
23.625" (600mm)	15" (381mm)	J2BC-4815-	■ ■ ■ ■	\$2933.73	\$3088.89	\$3204.03	\$3342.81	\$3259.52	\$3398.30	\$3319.08	\$3457.86	\$3417.48	\$3556.26
4H, 48.5"(1232mm) - File/File, Right-Facing Bookcase													
23.625" (600mm)	15" (381mm)	J2BK-4815-	■ ■ ■ ■	\$2835.33	\$2990.52	\$3089.23	\$3228.01	\$3135.54	\$3274.32	\$3187.89	\$3326.67	\$3286.29	\$3425.07
4H, 48.5"(1232mm) - File/File, Left-Facing Bookcase													
23.625" (600mm)	15" (381mm)	J2BF-4815-	■ ■ ■ ■	\$2835.33	\$2990.52	\$3089.23	\$3228.01	\$3135.54	\$3274.32	\$3187.89	\$3326.67	\$3286.29	\$3425.07
4H, 51.5"(1308mm) - Box/Box/File, Right-Facing Bookcase													
23.625" (600mm)	15" (381mm)	J2BD-5115-	■ ■ ■ ■	\$3030.49	\$3193.83	\$3300.79	\$3447.75	\$3356.28	\$3503.24	\$3415.84	\$3562.80	\$3514.24	\$3661.20
4H, 51.5"(1308mm) - Box/Box/File, Left-Facing Bookcase													
23.625" (600mm)	15" (381mm)	J2BC-5115-	■ ■ ■ ■	\$3030.49	\$3193.83	\$3300.79	\$3447.75	\$3356.28	\$3503.24	\$3415.84	\$3562.80	\$3514.24	\$3661.20
4H, 51.5"(1308mm) - File/File, Right-Facing Bookcase													
23.625" (600mm)	15" (381mm)	J2BK-5115-	■ ■ ■ ■	\$2932.09	\$3095.46	\$3185.99	\$3332.95	\$3232.30	\$3379.26	\$3284.65	\$3431.61	\$3383.05	\$3530.01
4H, 51.5"(1308mm) - File/File, Left-Facing Bookcase													
23.625" (600mm)	15" (381mm)	J2BF-5115-	■ ■ ■ ■	\$2932.09	\$3095.46	\$3185.99	\$3332.95	\$3232.30	\$3379.26	\$3284.65	\$3431.61	\$3383.05	\$3530.01
5H, 56.5"(1435mm) - Box/Box/File, Right-Facing Bookcase													
23.625" (600mm)	15" (381mm)	J2BD-5615-	■ ■ ■ ■	\$3119.02	\$3297.53	\$3389.32	\$3551.45	\$3444.81	\$3606.94	\$3504.37	\$3666.50	\$3602.77	\$3764.90
5H, 56.5"(1435mm) - Box/Box/File, Left-Facing Bookcase													
23.625" (600mm)	15" (381mm)	J2BC-5615-	■ ■ ■ ■	\$3119.02	\$3297.53	\$3389.32	\$3551.45	\$3444.81	\$3606.94	\$3504.37	\$3666.50	\$3602.77	\$3764.90
5H, 56.5"(1435mm) - File/File, Right-Facing Bookcase													
23.625" (600mm)	15" (381mm)	J2BK-5615-	■ ■ ■ ■	\$3020.62	\$3199.16	\$3274.52	\$3436.65	\$3320.83	\$3482.96	\$3373.18	\$3535.31	\$3471.58	\$3633.71
5H, 56.5"(1435mm) - File/File, Left-Facing Bookcase													
23.625" (600mm)	15" (381mm)	J2BF-5615-	■ ■ ■ ■	\$3020.62	\$3199.16	\$3274.52	\$3436.65	\$3320.83	\$3482.96	\$3373.18	\$3535.31	\$3471.58	\$3633.71

24"W Personal Storage Towers

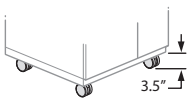
No Upper Storage



J2NB-2724
(Right)



J2NM-3924
(Right)



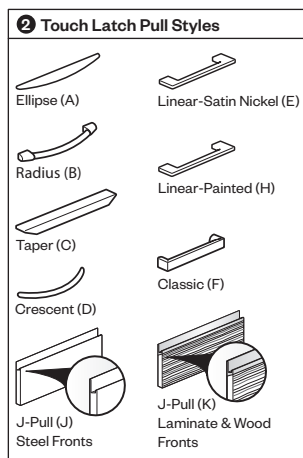
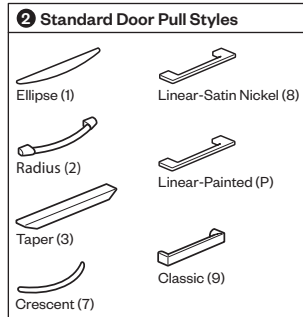
Caster Option
Class FM2

Features

- Includes:
 - Pedestal section with multiple box and file drawer configurations
 - Valet
- Tower with box drawers includes a single pencil tray.
- Each box drawer includes one divider.
- Drawer/door front options include painted, high-pressure laminate (HPL), or wood.
- Painted fronts can be specified with painted steel lockbar.
- Laminate fronts can be specified with painted steel or laminate lockbar.
- Wood fronts can be specified with painted steel or wood lockbar.
- Optional drawer/door pulls include Ellipse, Radius, Taper, Crescent, Linear, Classic, and J-Pull. J-Pull available with touch latch door only.
 - Crescent (7) and Classic (9) pulls are brushed nickel.
 - Ellipse (1) and Radius (2) pulls available in limited colors (see specification).
 - Taper (3) and J-Pull (J, K) match case color.
 - Linear pulls available:
 - Painted (P); finish specification required.
 - Satin nickel (8); no specification required.
- Standard door or touch latch door choice is determined by pull style code.
- Drawers have full extension steel ball-bearing slides.
- Interiors and accessories are black finish color.
- Single lock secures all drawers. Valet locks separately.
- Locks in tower are randomly keyed.
- Lock plugs are available in black or chrome.
- For lock options, refer to Lock Program section of the Accessories Price List.
- Glides provide 1.5"(38mm) adjustment range.
- Tower can be specified with optional casters; adds 3.5"(89mm) to overall height of tower.

Caster Option

To specify tower with casters, add **C** to the end of the product number (add **\$336.18** list); **Example:** J2NB-2724-SSIRC



To Order, Specify:

1) Product number, including:

1 Front/Lockbar Option:

Painted Steel Fronts

SS Painted Steel Front/Painted Steel Lockbar

Laminate Fronts

LL HPL Fronts/Painted Steel Lockbar

TT HPL Fronts/HPL Lockbar (add **\$89.50** list)

Wood Fronts

WW Wood Fronts/Painted Steel Lockbar

RR Wood Fronts/Wood Lockbar (add **\$172.21** list)

2 Pull Option:*

9 Classic (add **\$52.15** list)

7 Crescent (add **\$42.50** list)

1 Ellipse¹

J J-Pull (Steel Fronts)

K J-Pull (HPL and Wood Fronts) (add **\$98.39** list)

P Linear - Painted²

8 Linear - Satin Nickel

2 Radius³ (add **\$42.50** list)

3 Taper

2) Trim color for case and steel fronts.

3) Pull trim color (Ellipse, Radius and painted Linear only).

4) Drawer/door front HPL or wood finish (if applicable).

5) HPL edge color (if applicable).

6) Lock Plug color.

* For touch latch doors change pull style code (add **\$44.54** list)

¹Beige (TR-R)

Chalk (TR-AK)

Charcoal (TR-K)

Graphite (TR-J)

Gray Tone (TR-G)

Putty (TR-AA)

Smoke (TR-E)

²All powdercoat finishes.

³Dark Bronze Metallic (TR-DM)

Metallic Gunmetal (TR-MG)

Metallic Champagne (TR-MC)

Metallic Silver (TR-LE)

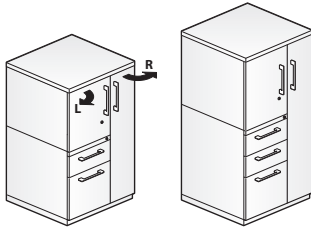
24"W Personal Storage Towers

No Upper Storage

Actual Depth	Actual Width	Number ①②	Fronts Painted Trim		Fronts HPL A Trim		Fronts HPL B Trim		Fronts Wood A Trim		Fronts Wood B Trim	
			A	B	A	B	A	B	A	B	A	B
2H, 27.5"(699mm) - Box/Box/File, Valet Right												
23.625" (600mm)	24" (610mm)	J2NB-2724- R	\$2561.47	\$2709.05	\$2949.85	\$3071.21	\$3027.91	\$3149.27	\$3191.16	\$3312.52	\$3291.21	\$3412.57
2H, 27.5"(699mm) - Box/Box/File, Valet Left												
23.625" (600mm)	24" (610mm)	J2NE-2724- R	\$2561.47	\$2709.05	\$2949.85	\$3071.21	\$3027.91	\$3149.27	\$3191.16	\$3312.52	\$3291.21	\$3412.57
2H, 27.5"(699mm) - File/File, Valet Right												
23.625" (600mm)	24" (610mm)	J2NG-2724- R	\$2463.07	\$2610.68	\$2835.05	\$2956.41	\$2903.93	\$3025.29	\$3059.97	\$3181.33	\$3160.02	\$3281.38
2H, 27.5"(699mm) - File/File, Valet Left												
23.625" (600mm)	24" (610mm)	J2NJ-2724- R	\$2463.07	\$2610.68	\$2835.05	\$2956.41	\$2903.93	\$3025.29	\$3059.97	\$3181.33	\$3160.02	\$3281.38
3H, 39.5"(1003mm) - Box/Box/File/File, Valet Right												
23.625" (600mm)	24" (610mm)	J2NN-3924- R	\$3233.82	\$3437.18	\$3722.21	\$3894.41	\$3862.04	\$4034.24	\$4071.77	\$4243.97	\$4201.30	\$4373.50
3H, 39.5"(1003mm) - Box/Box/File/File, Valet Left												
23.625" (600mm)	24" (610mm)	J2NH-3924- R	\$3233.82	\$3437.18	\$3722.21	\$3894.41	\$3862.04	\$4034.24	\$4071.77	\$4243.97	\$4201.30	\$4373.50
3H, 39.5"(1003mm) - File/File/File, Valet Right												
23.625" (600mm)	24" (610mm)	J2NM-3924- R	\$3135.41	\$3338.76	\$3610.70	\$3782.90	\$3741.60	\$3913.80	\$3948.78	\$4120.98	\$4070.10	\$4242.30
3H, 39.5"(1003mm) - File/File/File, Valet Left												
23.625" (600mm)	24" (610mm)	J2NA-3924- R	\$3135.41	\$3338.76	\$3610.70	\$3782.90	\$3741.60	\$3913.80	\$3948.78	\$4120.98	\$4070.10	\$4242.30

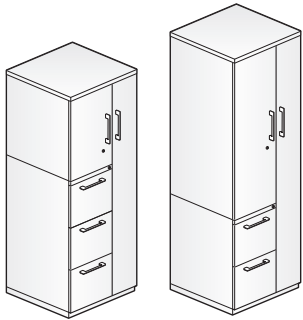
24"W Personal Storage Towers

Hinged Door Upper Storage



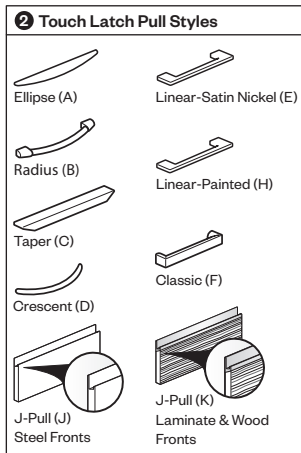
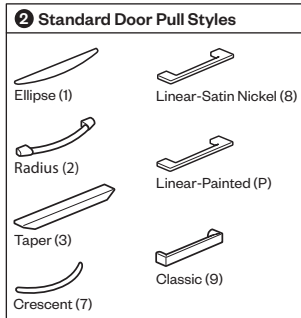
J2HQ-4024
(Right)

J2HB-4824
(Right)



J2HM-6324
(Right)
Class FM2

J2HG-7324
(Right)



Features

- Includes:
 - Pedestal section with multiple drawer configurations
 - Valet with coat rod
 - Hinged door upper storage
- Box drawer includes one divider and one pencil tray.
- Drawer/door front options include painted, high-pressure laminate (HPL), or wood.
- Painted fronts can be specified with:
 - Painted steel lockbar
 - Painted steel or translucent top
- Laminate fronts can be specified with:
 - Painted steel or laminate lockbar
 - Painted steel, translucent, or laminate top
- Wood fronts can be specified with:
 - Painted steel or wood lockbar
 - Painted steel, translucent, or wood top
- Optional drawer/door pulls include Ellipse, Radius, Taper, Crescent, Linear, Classic, and J-Pull. J-Pull available with touch latch door only.
 - Crescent (7) and Classic (9) pulls are brushed nickel.
 - Ellipse (1) and Radius (2) pulls available in limited colors (see specification).
 - Taper (3) and J-Pull (J, K) match case color.
 - Linear pulls available:
 - Painted (P); finish specification required.
 - Satin nickel (8); no specification required.
- Standard door or touch latch door choice is determined by pull style code.
- Hinged door upper storage:
 - 3H - One unit/no shelf
 - 4H - One removable shelf
 - 5H - One or two removable shelves.
- 56.5"(1435mm)H tower with Box/File configuration includes two removable shelves. Tower with Box/Box/File or File/File pedestal will have one removable shelf.
- 63.5"(1613mm)H and 64.5"(1638mm)H tower includes two shelves.
- 6H tower with Box/Box/File or File/File includes three removable shelves.
- Tower with Box/Box/File/File or File/File/File includes two removable shelves.
- Drawers have full extension steel ball-bearing slides.
- Interiors and accessories are black finish color.
- Single lock secures all drawers. Separate lock secures storage unit and valet.
- Locks in tower are randomly keyed.
- Lock plugs are available in black or chrome.
- For lock options, refer to Lock Program section of the Accessories Price List.
- Glides provide 1.5"(38mm) adjustment range.

Specification Tips

- Optional white translucent top adds 2.75"(70mm) to overall height of unit.
- Additional shelves may be specified separately.

To Order, Specify:

1) Product number, including:

1 Front/Lockbar Option:

Painted Steel Fronts

SS Painted Steel Front/Painted Steel Lockbar

Laminate Fronts

LL HPL Fronts/Painted Steel Lockbar

TT HPL Fronts/HPL Lockbar (add **\$89.50** list)

Wood Fronts

WW Wood Fronts/Painted Steel Lockbar

RR Wood Fronts/Wood Lockbar (add **\$172.21** list)

2 Pull Option:*

9 Classic (add **\$52.15** list)

7 Crescent (add **\$42.50** list)

1 Ellipse¹

J J-Pull (Steel Fronts)

K J-Pull (HPL and Wood Fronts) (add **\$98.39** list)

P Linear - Painted²

8 Linear - Satin Nickel

2 Radius³ (add **\$42.50** list)

3 Taper

3 Top Option:

R Regular Top

T Translucent Top (add **\$789.06** list)

L Laminate Top (add **\$191.85** list)

W Wood Top (add **\$368.97** list)

2) Trim color for case and steel door/drawer fronts.

3) Pull trim color (Ellipse, Radius and painted Linear only).

4) Drawer/door front HPL or wood finish (if applicable).

5) HPL edge color (if applicable).

6) Lock Plug color.

* For touch latch doors change pull style code (add **\$44.54** list)

- ¹Beige (TR-R)
- Chalk (TR-AK)
- Charcoal (TR-K)
- Graphite (TR-J)
- Gray Tone (TR-G)
- Putty (TR-AA)
- Smoke (TR-E)

²All powdercoat finishes.

- ³Dark Bronze Metallic (TR-DM)
- Metallic Gunmetal (TR-MG)
- Metallic Champagne (TR-MC)
- Metallic Silver (TR-LE)

24"W Personal Storage Towers

Hinged Door Upper Storage

Actual Depth	Actual Width	Number	①②③	Fronts Painted Trim		Fronts HPL A Trim		Fronts HPL B Trim		Fronts Wood A Trim		Fronts Wood B Trim	
				A	B	A	B	A	B	A	B	A	B
3H, 40.5"(1029mm) - Box/File, Valet Right													
23.625"	24"	J2HQ-4024-	■ ■ ■	\$3168.36	\$3388.82	\$3591.57	\$3763.77	\$3720.97	\$3893.17	\$3856.72	\$4028.92	\$4160.12	\$4332.32
(600mm)	(610mm)												
3H, 40.5"(1029mm) - Box/File, Valet Left													
23.625"	24"	J2HR-4024-	■ ■ ■	\$3168.36	\$3388.82	\$3591.57	\$3763.77	\$3720.97	\$3893.17	\$3856.72	\$4028.92	\$4160.12	\$4332.32
(600mm)	(610mm)												
4H, 48.5"(1232mm) - Box/File, Valet Right													
23.625"	24"	J2HQ-4824-	■ ■ ■	\$3549.53	\$3798.98	\$3971.79	\$4170.24	\$4131.58	\$4330.03	\$4232.63	\$4431.08	\$4603.23	\$4801.68
(600mm)	(610mm)												
4H, 48.5"(1232mm) - Box/File, Valet Left													
23.625"	24"	J2HR-4824-	■ ■ ■	\$3549.53	\$3798.98	\$3971.79	\$4170.24	\$4131.58	\$4330.03	\$4232.63	\$4431.08	\$4603.23	\$4801.68
(600mm)	(610mm)												
4H, 48.5"(1232mm) - Box/Box/File, Valet Right													
23.625"	24"	J2HB-4824-	■ ■ ■	\$3627.39	\$3871.72	\$4005.95	\$4204.40	\$4168.46	\$4366.91	\$4239.02	\$4437.47	\$4598.19	\$4796.64
(600mm)	(610mm)												
4H, 48.5"(1232mm) - Box/Box/File, Valet Left													
23.625"	24"	J2HE-4824-	■ ■ ■	\$3627.39	\$3871.72	\$4005.95	\$4204.40	\$4168.46	\$4366.91	\$4239.02	\$4437.47	\$4598.19	\$4796.64
(600mm)	(610mm)												
4H, 48.5"(1232mm) - File/File, Valet Right													
23.625"	24"	J2HG-4824-	■ ■ ■	\$3528.99	\$3773.35	\$3891.15	\$4089.60	\$4044.48	\$4242.93	\$4107.83	\$4306.28	\$4467.00	\$4665.45
(600mm)	(610mm)												
4H, 48.5"(1232mm) - File/File, Valet Left													
23.625"	24"	J2HJ-4824-	■ ■ ■	\$3528.99	\$3773.35	\$3891.15	\$4089.60	\$4044.48	\$4242.93	\$4107.83	\$4306.28	\$4467.00	\$4665.45
(600mm)	(610mm)												
4H, 51.5"(1308mm) - Box/File, Valet Right													
23.625"	24"	J2HQ-5124-	■ ■ ■	\$3693.84	\$3953.01	\$4228.46	\$4426.91	\$4408.79	\$4607.24	\$4613.09	\$4811.54	\$5050.31	\$5248.76
(600mm)	(610mm)												
4H, 51.5"(1308mm) - Box/File, Valet Left													
23.625"	24"	J2HR-5124-	■ ■ ■	\$3693.84	\$3953.01	\$4228.46	\$4426.91	\$4408.79	\$4607.24	\$4613.09	\$4811.54	\$5050.31	\$5248.76
(600mm)	(610mm)												
4H, 51.5"(1308mm) - Box/Box/File, Valet Right													
23.625"	24"	J2HB-5124-	■ ■ ■	\$3771.70	\$4030.78	\$4263.40	\$4461.85	\$4446.55	\$4645.00	\$4619.52	\$4817.97	\$5043.87	\$5242.32
(600mm)	(610mm)												
4H, 51.5"(1308mm) - Box/Box/File, Valet Left													
23.625"	24"	J2HE-5124-	■ ■ ■	\$3771.70	\$4030.78	\$4263.40	\$4461.85	\$4446.55	\$4645.00	\$4619.52	\$4817.97	\$5043.87	\$5242.32
(600mm)	(610mm)												
4H, 51.5"(1308mm) - File/File, Valet Right													
23.625"	24"	J2HG-5124-	■ ■ ■	\$3673.30	\$3932.41	\$4148.60	\$4347.05	\$4322.57	\$4521.02	\$4488.33	\$4686.78	\$4912.68	\$5111.13
(600mm)	(610mm)												
4H, 51.5"(1308mm) - File/File, Valet Left													
23.625"	24"	J2HJ-5124-	■ ■ ■	\$3673.30	\$3932.41	\$4148.60	\$4347.05	\$4322.57	\$4521.02	\$4488.33	\$4686.78	\$4912.68	\$5111.13
(600mm)	(610mm)												
5H, 56.5"(1435mm) - Box/File, Valet Right													
23.625"	24"	J2HQ-5624-	■ ■ ■	\$3930.74	\$4222.46	\$4263.44	\$4491.37	\$4446.56	\$4674.49	\$4451.28	\$4679.21	\$4860.64	\$5088.57
(600mm)	(610mm)												
5H, 56.5"(1435mm) - Box/File, Valet Left													
23.625"	24"	J2HR-5624-	■ ■ ■	\$3930.74	\$4222.46	\$4263.44	\$4491.37	\$4446.56	\$4674.49	\$4451.28	\$4679.21	\$4860.64	\$5088.57
(600mm)	(610mm)												

24"W Personal Storage Towers

Hinged Door Upper Storage

Actual Depth	Actual Width	Number	①②③	Fronts Painted Trim		Fronts HPL A Trim		Fronts HPL B Trim		Fronts Wood A Trim		Fronts Wood B Trim	
				A	B	A	B	A	B	A	B	A	B
5H, 56.5"(1435mm) - Box/Box/File, Valet Right													
23.625" (600mm)	24" (610mm)	J2HB-5624-	■ ■ ■	\$3776.60	\$4058.63	\$ 4179.83	\$4407.76	\$4356.24	\$4584.17	\$4457.72	\$4685.65	\$4853.41	\$ 5081.34
5H, 56.5"(1435mm) - Box/Box/File, Valet Left													
23.625" (600mm)	24" (610mm)	J2HE-5624-	■ ■ ■	\$3776.60	\$4058.63	\$ 4179.83	\$4407.76	\$4356.24	\$4584.17	\$4457.72	\$4685.65	\$4853.41	\$ 5081.34
5H, 56.5"(1435mm) - File/File, Valet Right													
23.625" (600mm)	24" (610mm)	J2HG-5624-	■ ■ ■	\$3678.20	\$3960.26	\$4065.03	\$4292.96	\$4232.26	\$4460.19	\$4326.53	\$4554.46	\$4722.22	\$4950.15
5H, 56.5"(1435mm) - File/File, Valet Left													
23.625" (600mm)	24" (610mm)	J2HJ-5624-	■ ■ ■	\$3678.20	\$3960.26	\$4065.03	\$4292.96	\$4232.26	\$4460.19	\$4326.53	\$4554.46	\$4722.22	\$4950.15
5H, 63.5"(1613mm) - Box/Box/File, Valet Right													
23.625" (600mm)	24" (610mm)	J2HB-6324-	■ ■ ■	\$3955.39	\$4268.54	\$4548.67	\$4776.60	\$4754.64	\$4982.57	\$5013.04	\$5240.97	\$5183.61	\$ 5411.54
5H, 63.5"(1613mm) - Box/Box/File, Valet Left													
23.625" (600mm)	24" (610mm)	J2HE-6324-	■ ■ ■	\$3955.39	\$4268.54	\$4548.67	\$4776.60	\$4754.64	\$4982.57	\$5013.04	\$5240.97	\$5183.61	\$ 5411.54
5H, 63.5"(1613mm) - Box/Box/File/File, Valet Right													
23.625" (600mm)	24" (610mm)	J2HN-6324-	■ ■ ■	\$4429.29	\$4742.49	\$5020.96	\$5248.89	\$5264.72	\$5492.65	\$5482.04	\$5709.97	\$5654.22	\$5882.15
5H, 63.5"(1613mm) - Box/Box/File/File, Valet Left													
23.625" (600mm)	24" (610mm)	J2HH-6324-	■ ■ ■	\$4429.29	\$4742.49	\$5020.96	\$5248.89	\$5264.72	\$5492.65	\$5482.04	\$5709.97	\$5654.22	\$5882.15
5H, 63.5"(1613mm) - File/File, Valet Right													
23.625" (600mm)	24" (610mm)	J2HG-6324-	■ ■ ■	\$3856.99	\$ 4170.17	\$ 4433.87	\$ 4661.80	\$4630.66	\$ 4858.59	\$ 4881.85	\$ 5109.78	\$5052.42	\$ 5280.35
5H, 63.5"(1613mm) - File/File, Valet Left													
23.625" (600mm)	24" (610mm)	J2HJ-6324-	■ ■ ■	\$3856.99	\$ 4170.17	\$ 4433.87	\$ 4661.80	\$4630.66	\$ 4858.59	\$ 4881.85	\$ 5109.78	\$5052.42	\$ 5280.35
5H, 63.5"(1613mm) - File/File/File, Valet Right													
23.625" (600mm)	24" (610mm)	J2HM-6324-	■ ■ ■	\$4330.88	\$4644.07	\$4909.45	\$ 5137.38	\$ 5144.28	\$ 5372.21	\$5359.05	\$5586.98	\$5523.02	\$ 5750.95
5H, 63.5"(1613mm) - File/File/File, Valet Left													
23.625" (600mm)	24" (610mm)	J2HA-6324-	■ ■ ■	\$4330.88	\$4644.07	\$4909.45	\$ 5137.38	\$ 5144.28	\$ 5372.21	\$5359.05	\$5586.98	\$5523.02	\$ 5750.95
5H, 64.5"(1638mm) - Box/Box/File, Valet Right													
23.625" (600mm)	24" (610mm)	J2HB-6424-	■ ■ ■	\$4076.71	\$4394.79	\$ 4601.18	\$ 4829.11	\$ 4811.33	\$ 5039.26	\$4993.38	\$ 5221.31	\$5485.35	\$ 5713.28
5H, 64.5"(1638mm) - Box/Box/File, Valet Left													
23.625" (600mm)	24" (610mm)	J2HE-6424-	■ ■ ■	\$4076.71	\$4394.79	\$ 4601.18	\$ 4829.11	\$ 4811.33	\$ 5039.26	\$4993.38	\$ 5221.31	\$5485.35	\$ 5713.28
5H, 64.5"(1638mm) - Box/Box/File/File, Valet Right													
23.625" (600mm)	24" (610mm)	J2HN-6424-	■ ■ ■	\$4552.26	\$ 4870.38	\$ 5012.81	\$ 5240.74	\$ 5255.88	\$ 5483.81	\$ 5332.83	\$5560.76	\$ 5775.60	\$6003.53
5H, 64.5"(1638mm) - Box/Box/File/File, Valet Left													
23.625" (600mm)	24" (610mm)	J2HH-6424-	■ ■ ■	\$4552.26	\$ 4870.38	\$ 5012.81	\$ 5240.74	\$ 5255.88	\$ 5483.81	\$ 5332.83	\$5560.76	\$ 5775.60	\$6003.53

24"W Personal Storage Towers

Hinged Door Upper Storage

Actual Depth	Actual Width	Number ①②③	Fronts Painted Trim		Fronts HPL A Trim		Fronts HPL B Trim		Fronts Wood A Trim		Fronts Wood B Trim	
			A	B	A	B	A	B	A	B	A	B
5H, 64.5"(1638mm) - File/File, Valet Right												
23.625" (600mm)	24" (610mm)	J2HG-6424- ■■■■	\$3978.31	\$4296.42	\$4486.38	\$ 4714.31	\$4687.35	\$ 4915.28	\$4862.19	\$5090.12	\$5354.16	\$5582.09
5H, 64.5"(1638mm) - File/File, Valet Left												
23.625" (600mm)	24" (610mm)	J2HJ-6424- ■■■■	\$3978.31	\$4296.42	\$4486.38	\$ 4714.31	\$4687.35	\$ 4915.28	\$4862.19	\$5090.12	\$5354.16	\$5582.09
5H, 64.5"(1638mm) - File/File/File, Valet Right												
23.625" (600mm)	24" (610mm)	J2HM-6424- ■■■■	\$4453.85	\$ 4771.96	\$ 4901.30	\$ 5129.23	\$ 5135.44	\$ 5363.37	\$ 5209.84	\$ 5437.77	\$5644.40	\$ 5872.33
5H, 64.5"(1638mm) - File/File/File, Valet Left												
23.625" (600mm)	24" (610mm)	J2HA-6424- ■■■■	\$4453.85	\$ 4771.96	\$ 4901.30	\$ 5129.23	\$ 5135.44	\$ 5363.37	\$ 5209.84	\$ 5437.77	\$5644.40	\$ 5872.33
6H, 73.5"(1867mm) - Box/Box/File, Valet Right												
23.625" (600mm)	24" (610mm)	J2HB-7324- ■■■■	\$4524.39	\$4885.09	\$ 5143.99	\$5434.21	\$ 5397.56	\$ 5687.78	\$5636.19	\$ 5926.41	\$5808.40	\$6098.62
6H, 73.5"(1867mm) - Box/Box/File, Valet Left												
23.625" (600mm)	24" (610mm)	J2HE-7324- ■■■■	\$4524.39	\$4885.09	\$ 5143.99	\$5434.21	\$ 5397.56	\$ 5687.78	\$5636.19	\$ 5926.41	\$5808.40	\$6098.62
6H, 73.5"(1867mm) - Box/Box/File/File, Valet Right												
23.625" (600mm)	24" (610mm)	J2HN-7324- ■■■■	\$4996.67	\$ 5357.40	\$5608.03	\$5898.25	\$5898.75	\$ 6188.97	\$6090.44	\$ 6380.66	\$6282.30	\$ 6572.52
6H, 73.5"(1867mm) - Box/Box/File/File, Valet Left												
23.625" (600mm)	24" (610mm)	J2HH-7324- ■■■■	\$4996.67	\$ 5357.40	\$5608.03	\$5898.25	\$5898.75	\$ 6188.97	\$6090.44	\$ 6380.66	\$6282.30	\$ 6572.52
6H, 73.5"(1867mm) - File/File, Valet Right												
23.625" (600mm)	24" (610mm)	J2HG-7324- ■■■■	\$4425.99	\$4786.72	\$5029.19	\$ 5319.41	\$ 5273.58	\$ 5563.80	\$5505.00	\$ 5795.22	\$ 5677.21	\$ 5967.43
6H, 73.5"(1867mm) - File/File, Valet Left												
23.625" (600mm)	24" (610mm)	J2HJ-7324- ■■■■	\$4425.99	\$4786.72	\$5029.19	\$ 5319.41	\$ 5273.58	\$ 5563.80	\$5505.00	\$ 5795.22	\$ 5677.21	\$ 5967.43
6H, 73.5"(1867mm) - File/File/File, Valet Right												
23.625" (600mm)	24" (610mm)	J2HM-7324- ■■■■	\$4898.26	\$5258.98	\$5496.52	\$ 5786.74	\$ 5778.31	\$6068.53	\$ 5967.45	\$ 6257.67	\$ 6151.10	\$ 6441.32
6H, 73.5"(1867mm) - File/File/File, Valet Left												
23.625" (600mm)	24" (610mm)	J2HA-7324- ■■■■	\$4898.26	\$5258.98	\$5496.52	\$ 5786.74	\$ 5778.31	\$6068.53	\$ 5967.45	\$ 6257.67	\$ 6151.10	\$ 6441.32

24"W Personal Storage Towers

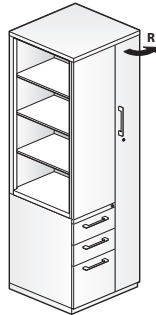
Bookcase Upper Storage



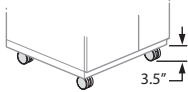
J2BB-4824
(Right)



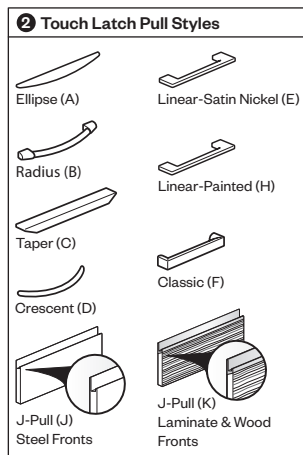
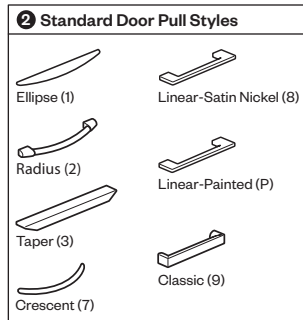
J2BG-4824
(Right)



J2BB-7324
(Right)



Caster Option
Class FM2



Features

- Includes:
 - Pedestal section with multiple box and file drawer configurations
 - Valet with coat rod
 - Side facing bookcase
- Tower with box drawer(s) includes a single pencil tray.
- Each box drawer includes one divider.
- Drawer/door front options include painted, high-pressure laminate (HPL), or wood.
- Painted fronts can be specified with:
 - Painted steel lockbar
 - Painted steel or translucent top
- Laminate fronts can be specified with:
 - Painted steel or laminate lockbar
 - Painted steel, translucent, or laminate top
- Wood fronts can be specified with:
 - Painted steel or wood lockbar
 - Painted steel, translucent, or wood top
- Optional drawer/door pulls include Ellipse, Radius, Taper, Crescent, Linear, Classic, and J-Pull. J-Pull available with touch latch doors only.
 - Crescent (7) and Classic (9) pulls are brushed nickel.
 - Ellipse (1) and Radius (2) pulls available in limited colors (see specification).
 - Taper (3) and J-Pull (J, K) match case color.
 - Linear pulls available:
 - Painted (P); finish specification required.
 - Satin nickel (8); no specification required.
- Standard door or touch latch door choice is determined by pull style code.
- Drawers have full extension steel ball-bearing slides.
- Drawer Interiors and accessories are black finish color.
- Bookcase, shelf, and valet interior match case color.
- Bookcase upper storage:
 - 4H - One shelf that adjusts in 3"(76mm) increments
 - 5H - 56.5"(1435mm)H tower includes one shelf that adjusts in 3"(76mm) increments. 63.5"(1613mm) and 64.5"(1638mm)H towers with Box/Box/File or File/File pedestal includes two shelves that adjust in 6.25"(159mm) increments.
 - 6H - Three shelves that adjust in 6.25"(159mm) increments.
- Single lock secures all drawers. Valet locks separately.
- Locks in tower are randomly keyed.
- Lock plugs are available in black or chrome.
- For lock options, refer to Lock Program section of the Accessories Price List.
- Glides provide 1.5"(38mm) adjustment range.
- Optional casters add 3.5"(89mm) to overall height.

Specification Tips

- Optional white translucent top adds 2.75"(70mm) to overall height of tower.
- Additional shelves can be specified separately.

Caster Option

To specify tower with casters, add **C** to the end of the product number, (add **\$336.18** list); **Example:** J2BB-4824-SS1RC

To Order, Specify:

1) Product number, including:

1 Front/Lockbar Option:

Painted Steel Fronts

SS Painted Steel Front/Painted Steel Lockbar

Laminate Fronts

LL HPL Fronts/Painted Steel Lockbar

TT HPL Fronts/HPL Lockbar (add **\$89.50** list)

Wood Fronts

WW Wood Fronts/Painted Steel Lockbar

RR Wood Fronts/Wood Lockbar (add **\$172.21** list)

2 Pull Option:*

9 Classic (add **\$52.15** list)

7 Crescent (add **\$42.50** list)

1 Ellipse¹

J J-Pull (Steel Fronts)

K J-Pull (HPL and Wood Fronts) (add **\$98.39** list)

P Linear - Painted²

8 Linear - Satin Nickel

2 Radius³ (add **\$42.50** list)

3 Taper

3 Top Option:

R Regular Top

T Translucent Top (add **\$789.06** list)

L Laminate Top (add **\$191.85** list)

W Wood Top (add **\$368.97** list)

2) Trim color for case and steel door/drawer fronts.

3) Pull trim color (Ellipse, Radius and painted Linear only).

4) Drawer/door front HPL or wood finish (if applicable).

5) HPL edge color (if applicable).

6) Lock Plug color.

* For touch latch doors change pull style code (add **\$44.54** list)

- ¹Beige (TR-R)
- Chalk (TR-AK)
- Charcoal (TR-K)
- Graphite (TR-J)
- Gray Tone (TR-G)
- Putty (TR-AA)
- Smoke (TR-E)

²All powdercoat finishes.

- ³Dark Bronze Metallic (TR-DM)
- Metallic Gunmetal (TR-MG)
- Metallic Champagne (TR-MC)
- Metallic Silver (TR-LE)

24"W Personal Storage Towers

Bookcase Upper Storage

Actual Depth	Actual Width	Number	①②③	Fronts Painted Trim		Fronts HPL A Trim		Fronts HPL B Trim		Fronts Wood A Trim		Fronts Wood B Trim	
				A	B	A	B	A	B	A	B	A	B
4H, 48.5"(1232mm) - Box/Box/File, Valet Right													
23.625" (600mm)	24" (610mm)	J2BB-4824-	■ ■ ■ ■	\$3269.91	\$ 3514.23	\$3646.80	\$ 3845.25	\$ 3780.60	\$ 3979.05	\$ 3878.25	\$ 4076.70	\$ 4171.84	\$ 4370.29
4H, 48.5"(1232mm) - Box/Box/File, Valet Left													
23.625" (600mm)	24" (610mm)	J2BE-4824-	■ ■ ■ ■	\$3269.91	\$ 3514.23	\$3646.80	\$ 3845.25	\$ 3780.60	\$ 3979.05	\$ 3878.25	\$ 4076.70	\$ 4171.84	\$ 4370.29
4H, 48.5"(1232mm) - File/File, Valet Right													
23.625" (600mm)	24" (610mm)	J2BG-4824-	■ ■ ■ ■	\$3171.51	\$ 3415.86	\$3532.00	\$ 3730.45	\$3656.62	\$ 3855.07	\$ 3747.06	\$ 3945.51	\$4040.65	\$4239.10
4H, 48.5"(1232mm) - File/File, Valet Left													
23.625" (600mm)	24" (610mm)	J2BJ-4824-	■ ■ ■ ■	\$3171.51	\$ 3415.86	\$3532.00	\$ 3730.45	\$3656.62	\$ 3855.07	\$ 3747.06	\$ 3945.51	\$4040.65	\$4239.10
4H, 51.5"(1308mm) - Box/Box/File, Valet Right													
23.625" (600mm)	24" (610mm)	J2BB-5124-	■ ■ ■ ■	\$3391.26	\$3650.33	\$3892.79	\$ 4091.24	\$4046.28	\$4244.73	\$4258.74	\$ 4457.19	\$ 4712.96	\$ 4911.41
4H, 51.5"(1308mm) - Box/Box/File, Valet Left													
23.625" (600mm)	24" (610mm)	J2BE-5124-	■ ■ ■ ■	\$3391.26	\$3650.33	\$3892.79	\$ 4091.24	\$4046.28	\$4244.73	\$4258.74	\$ 4457.19	\$ 4712.96	\$ 4911.41
4H, 51.5"(1308mm) - File/File, Valet Right													
23.625" (600mm)	24" (610mm)	J2BG-5124-	■ ■ ■ ■	\$3292.86	\$ 3551.96	\$ 3777.99	\$ 3976.44	\$ 3922.30	\$ 4120.75	\$ 4127.55	\$4326.00	\$ 4581.77	\$4780.22
4H, 51.5"(1308mm) - File/File, Valet Left													
23.625" (600mm)	24" (610mm)	J2BJ-5124-	■ ■ ■ ■	\$3292.86	\$ 3551.96	\$ 3777.99	\$ 3976.44	\$ 3922.30	\$ 4120.75	\$ 4127.55	\$4326.00	\$ 4581.77	\$4780.22
5H, 56.5"(1435mm) - Box/Box/File, Valet Right													
23.625" (600mm)	24" (610mm)	J2BB-5624-	■ ■ ■ ■	\$3520.77	\$3802.81	\$3905.58	\$ 4133.51	\$4060.07	\$4288.00	\$ 4192.49	\$4420.42	\$ 4541.79	\$4769.72
5H, 56.5"(1435mm) - Box/Box/File, Valet Left													
23.625" (600mm)	24" (610mm)	J2BE-5624-	■ ■ ■ ■	\$3520.77	\$3802.81	\$3905.58	\$ 4133.51	\$4060.07	\$4288.00	\$ 4192.49	\$4420.42	\$ 4541.79	\$4769.72
5H, 56.5"(1435mm) - File/File, Valet Right													
23.625" (600mm)	24" (610mm)	J2BG-5624-	■ ■ ■ ■	\$3422.37	\$3704.44	\$3790.78	\$ 4018.71	\$3936.09	\$ 4164.02	\$ 4061.30	\$4289.23	\$ 4410.60	\$4638.53
5H, 56.5"(1435mm) - File/File, Valet Left													
23.625" (600mm)	24" (610mm)	J2BJ-5624-	■ ■ ■ ■	\$3422.37	\$3704.44	\$3790.78	\$ 4018.71	\$3936.09	\$ 4164.02	\$ 4061.30	\$4289.23	\$ 4410.60	\$4638.53
5H, 63.5"(1613mm) - Box/Box/File, Valet Right													
23.625" (600mm)	24" (610mm)	J2BB-6324-	■ ■ ■ ■	\$3568.33	\$ 3881.54	\$ 4176.43	\$4404.36	\$4352.63	\$4580.56	\$4657.21	\$4885.14	\$ 4791.66	\$ 5019.59
5H, 63.5"(1613mm) - Box/Box/File, Valet Left													
23.625" (600mm)	24" (610mm)	J2BE-6324-	■ ■ ■ ■	\$3568.33	\$ 3881.54	\$ 4176.43	\$4404.36	\$4352.63	\$4580.56	\$4657.21	\$4885.14	\$ 4791.66	\$ 5019.59
5H, 63.5"(1613mm) - File/File, Valet Right													
23.625" (600mm)	24" (610mm)	J2BG-6324-	■ ■ ■ ■	\$3469.93	\$3783.17	\$ 4061.63	\$4289.56	\$4228.65	\$4456.58	\$4526.02	\$4753.95	\$4660.47	\$4888.40
5H, 63.5"(1613mm) - File/File, Valet Left													
23.625" (600mm)	24" (610mm)	J2BJ-6324-	■ ■ ■ ■	\$3469.93	\$3783.17	\$ 4061.63	\$4289.56	\$4228.65	\$4456.58	\$4526.02	\$4753.95	\$4660.47	\$4888.40

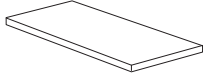
24"W Personal Storage Towers

Bookcase Upper Storage

Actual Depth	Actual Width	Number ①②③	Fronts Painted Trim		Fronts HPL A Trim		Fronts HPL B Trim		Fronts Wood A Trim		Fronts Wood B Trim		
			A	B	A	B	A	B	A	B	A	B	
5H, 64.5"(1638mm) - Box/Box/File, Valet Right													
23.625" (600mm)	24" (610mm)	J2BB-6424-		\$3656.90	\$3975.00	\$4104.31	\$4332.24	\$4274.73	\$4502.66	\$4411.23	\$4639.16	\$4799.91	\$5027.84
5H, 64.5"(1638mm) - Box/Box/File, Valet Left													
23.625" (600mm)	24" (610mm)	J2BE-6424-		\$3656.90	\$3975.00	\$4104.31	\$4332.24	\$4274.73	\$4502.66	\$4411.23	\$4639.16	\$4799.91	\$5027.84
5H, 64.5"(1638mm) - File/File, Valet Right													
23.625" (600mm)	24" (610mm)	J2BG-6424-		\$3558.50	\$3876.63	\$3989.51	\$4217.44	\$4150.75	\$4378.68	\$4280.04	\$4507.97	\$4668.72	\$4896.65
5H, 64.5"(1638mm) - File/File, Valet Left													
23.625" (600mm)	24" (610mm)	J2BJ-6424-		\$3558.50	\$3876.63	\$3989.51	\$4217.44	\$4150.75	\$4378.68	\$4280.04	\$4507.97	\$4668.72	\$4896.65
6H, 73.5"(1867mm) - Box/Box/File, Valet Right													
23.625" (600mm)	24" (610mm)	J2BB-7324-		\$4078.36	\$4439.04	\$4706.13	\$4996.35	\$4924.69	\$5214.91	\$5209.83	\$5500.05	\$5362.38	\$5652.60
6H, 73.5"(1867mm) - Box/Box/File, Valet Left													
23.625" (600mm)	24" (610mm)	J2BE-7324-		\$4078.36	\$4439.04	\$4706.13	\$4996.35	\$4924.69	\$5214.91	\$5209.83	\$5500.05	\$5362.38	\$5652.60
6H, 73.5"(1867mm) - File/File, Valet Right													
23.625" (600mm)	24" (610mm)	J2BG-7324-		\$3979.96	\$4340.67	\$4591.33	\$4881.55	\$4800.71	\$5090.93	\$5078.64	\$5368.86	\$5231.19	\$5521.41
6H, 73.5"(1867mm) - File/File, Valet Left													
23.625" (600mm)	24" (610mm)	J2BJ-7324-		\$3979.96	\$4340.67	\$4591.33	\$4881.55	\$4800.71	\$5090.93	\$5078.64	\$5368.86	\$5231.19	\$5521.41

Personal Storage Tower Accessories

Hinged Door Storage Shelf



JTSA-15
Class FM2

Features

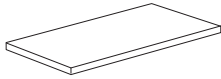
- Includes shelf and clips.
- Black finish only.
- For use in X and V Series Personal Storage Towers.

To Order, Specify:

- 1) Product number.
(No finish specification required.)

Height	Depth	Width	Number	Price
0.625"(16mm)	23"(584mm)	15"(381mm)	JTSA-15	\$110.43

Side Bookcase Shelf



JTSA-24
Class FM2

Features

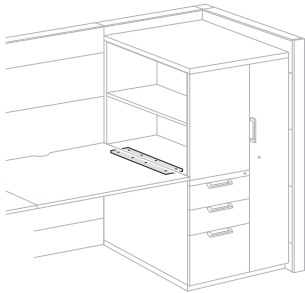
- Includes shelf and clips.
- For use in X and V Series Personal Storage Towers.

To Order, Specify:

- 1) Product number.
- 2) Trim color.

Height	Depth	Width	Number	Trim	
				A	B
0.625"(16mm)	15"(381mm)	23"(584mm)	JTSA-24	\$110.43	\$132.28

PST to Worksurface Bracket



ZJBB
Class FM2

Features

- Includes attachment hardware.
- Connects worksurfaces to X Series and V Series side bookcase towers only.
- Standard in Charcoal finish only.

To Order, Specify:

- 1) Product number.
(No finish specification required.)

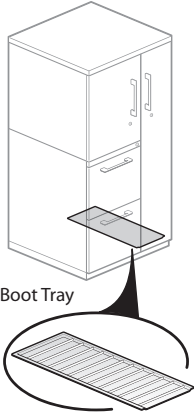
Specification Tip

- In application, overhead storage not permitted on adjacent panel run.

Height	Depth	Width	Number	Price
0.625"(16mm)	6"(152mm)	20.187"(513mm)	ZJBB-0000-PN	\$122.83

Personal Storage Tower Accessories

Boot Tray



Boot Tray

JAT-2409
Class FM2

Features

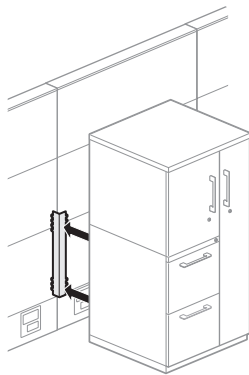

- Includes one black plastic tray.
- 9" (229mm)W tray fits into the valet section of a personal storage tower.
- Boot tray is available in black only.

To Order, Specify:

- 1) Product number.
(No finish specification required.)

Height	Width	Number	Price
24" (610mm)	9" (229mm)	JAT-2409	\$83.49

Storage-to-Panel Bracket



Compose
ZZBT-1900
Class FM2

Features

- Includes one non-handed steel bracket and attachment hardware.

Specification Tip

- Allows an X Series storage product to attach and provide support to a Compose panel.

To Order, Specify:

- 1) Product number.
- 2) Trim color.

Height	Depth	Width	Number	Trim A	B
Compose					
18.5" (470mm)	1.25" (32mm)	1.25" (32mm)	ZZBT-1900	\$266.35	\$287.23

Lockers

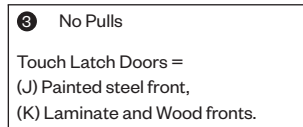
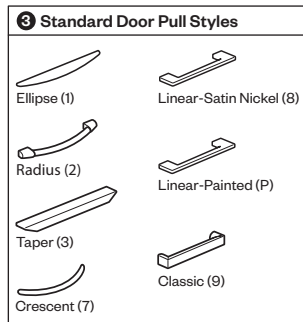
Single Locker



JA18-5112-R



JA18-5118-R
Class FM2



Features

- Includes:
 - Upper shelf with coat rod and/or coat hooks below
 - Ventilated back panel
- 23.625"(600mm)D locker includes a coat rod and a coat hook.
- 18.75"(476mm)D locker includes one coat hook.
- Lockers up to 40.5"(1029mm) tall have one shelf that adjusts in 2"(51mm) increments.
- Lockers 48.5"(1232mm) and taller have one non-adjustable shelf located 6"(152mm) below top.
- 12"(305mm)W locker is a single compartment.
- 18"(457mm)W locker compartment is divided into a 6"(152mm)W valet section and 12"(305mm)W shelf section.
- Door front options include painted, high-pressure laminate (HPL), or wood.
- Painted fronts must be specified with painted steel top.
- Laminate fronts can be specified with painted steel or laminate top.
- Wood fronts can be specified with painted steel or wood top.
- Optional door pulls include Ellipse, Radius, Taper, Crescent, Linear, Classic, and No Pull (touch latch).
 - Crescent (7) and Classic (9) pulls are brushed nickel.
 - Ellipse (1) and Radius (2) pulls available in limited colors (see specification).
 - Taper (3) and J-Pull (J, K) match case color.
 - Linear pulls available:
 - Painted (P); finish specification required.
 - Satin nickel (8); no specification required.
- Shelves and interior match case color.
- Lock plug is available in black or chrome.
- For lock options, refer to Lock Program section of the Accessories Price List.
- Glides provide 1.5"(38mm) adjustment range.

Specification Tips

- Single locker is dimensioned for use in a workstation.
- 12"(305mm)W locker must be attached to a systems panel, wall or ganged to another locker.
 - To attach to a Compose panel, use a storage-to-panel bracket (ZZBT-1900), specified separately.
 - To gang Single/Double lockers with steel tops back-to-back or side by side, use ganging kit (6220-4002), available through eParts. To gang Single/Double lockers with wood/laminate top back-to-back or side-to-side use ganging kit (6220-4004), available through eParts.
- May be used adjacent to group locker of same height and depth; base aesthetic will differ slightly.
- The following accessories can be specified separately and field installed:
 - Shelf
 - Power module and bracket*
 - Locker shelf with suspended file frame (18"(457mm)W locker only)
 - Locker shelf with personal drawer (18"(457mm)W locker only)
 - Locker boot tray
 - Locker slat rail (18"(457mm)W locker only)
- Locker shelf with suspended file frame, locker shelf with personal drawer, and slat rail can only be used on 18"(457mm)W locker.
- File tops may be used for 18.75"(476mm)D storage runs.

*See Electrical Accessories Price List

To Order, Specify:

1) Product number, including:

1 Door Orientation:

- L** Left-hand
- R** Right-hand

2 Door Front Option:

- S** Painted Steel
- L** Laminate
- W** Wood

3 Pull Option:*

- 9** Classic (add **\$52.15** list)
- 7** Crescent (add **\$42.50** list)
- 1** Ellipse¹
- J** J-Pull (Steel Fronts)
- K** J-Pull (HPL and Wood Fronts)
- P** Linear - Painted²
- 8** Linear - Satin Nickel
- 2** Radius³ (add **\$42.50** list)
- 3** Taper

4 Top Option:

- R** Regular top
- L** Laminate top
 - 12"W (add **\$158.95** list)
 - 18"W (add **\$175.93** list)
- W** Wood top
 - 12"W (add **\$288.39** list)
 - 18"W (add **\$329.61** list)

- 2) Trim color for case and steel door fronts.
- 3) Pull trim color (Ellipse, Radius and painted Linear only).
- 4) Door front HPL or wood finish (if applicable).
- 5) HPL edge color (if applicable).
- 6) Lock Plug color.

* For touch latch doors change pull style code (add **\$44.54** list)

- ¹Beige (TR-R)
- Chalk (TR-AK)
- Charcoal (TR-K)
- Graphite (TR-J)
- Gray Tone (TR-G)
- Putty (TR-AA)
- Smoke (TR-E)

²All powdercoat finishes.

- ³Dark Bronze Metallic (TR-DM)
- Metallic Gunmetal (TR-MG)
- Metallic Champagne (TR-MC)
- Metallic Silver (TR-LE)

Lockers

Single Locker

Actual Depth	Actual Width	Number	①②③④	Fronts Painted Trim		Fronts HPL A Trim		Fronts HPL B Trim		Fronts Wood A Trim		Fronts Wood B Trim	
				A	B	A	B	A	B	A	B	A	B
39.5"(1003mm)H													
18.75" (476mm)	12" (305mm)	JA18-3912-	■ ■ ■ ■	\$1738.25	\$ 1849.19	\$ 2147.14	\$ 2239.84	\$ 2173.05	\$ 2265.75	\$2386.00	\$ 2478.70	\$ 2501.34	\$2594.04
	18" (457mm)	JA18-3918-	■ ■ ■ ■	\$2223.15	\$ 2343.57	\$ 2672.66	\$ 2770.04	\$ 2701.75	\$ 2799.13	\$ 2951.78	\$3049.16	\$ 3081.64	\$ 3179.02
23.625" (600mm)	12" (305mm)	JA24-3912-	■ ■ ■ ■	\$1784.33	\$ 1914.35	\$ 2193.22	\$ 2305.00	\$ 2219.13	\$ 2330.91	\$2432.08	\$2543.86	\$ 2547.42	\$2659.20
	18" (457mm)	JA24-3918-	■ ■ ■ ■	\$2269.23	\$2408.73	\$ 2718.74	\$ 2835.20	\$ 2747.83	\$ 2864.29	\$ 2997.86	\$ 3114.32	\$ 3127.72	\$3244.18
40.5"(1029mm)H													
18.75" (476mm)	12" (305mm)	JA18-4012-	■ ■ ■ ■	\$1744.59	\$ 1859.01	\$ 2155.14	\$ 2250.93	\$ 2181.18	\$ 2276.97	\$2395.66	\$ 2491.45	\$ 2511.61	\$2607.40
	18" (457mm)	JA18-4018-	■ ■ ■ ■	\$2234.23	\$ 2358.13	\$ 2685.40	\$ 2785.87	\$ 2714.62	\$ 2815.09	\$2966.18	\$3066.65	\$3096.65	\$ 3197.12
23.625" (600mm)	12" (305mm)	JA24-4012-	■ ■ ■ ■	\$1790.67	\$ 1924.17	\$ 2201.22	\$ 2316.09	\$ 2227.26	\$ 2342.13	\$ 2441.74	\$ 2556.61	\$ 2557.69	\$2672.56
	18" (457mm)	JA24-4018-	■ ■ ■ ■	\$2280.31	\$ 2423.29	\$ 2731.48	\$ 2851.03	\$ 2760.70	\$ 2880.25	\$ 3012.26	\$ 3131.81	\$ 3142.73	\$3262.28
48.5"(1232mm)H													
18.75" (476mm)	12" (305mm)	JA18-4812-	■ ■ ■ ■	\$1801.65	\$ 1947.39	\$ 2227.14	\$ 2350.74	\$ 2254.35	\$ 2377.95	\$2482.60	\$2606.20	\$2604.04	\$ 2727.64
	18" (457mm)	JA18-4818-	■ ■ ■ ■	\$2333.95	\$ 2489.17	\$2800.06	\$ 2928.34	\$2830.45	\$ 2958.73	\$3095.78	\$ 3224.06	\$ 3231.74	\$3360.02
23.625" (600mm)	12" (305mm)	JA24-4812-	■ ■ ■ ■	\$1847.73	\$ 2012.55	\$ 2273.22	\$ 2415.90	\$2300.43	\$ 2443.11	\$2528.68	\$ 2671.36	\$2650.12	\$ 2792.80
	18" (457mm)	JA24-4818-	■ ■ ■ ■	\$2380.03	\$ 2554.33	\$2846.14	\$ 2993.50	\$ 2876.53	\$ 3023.89	\$ 3141.86	\$ 3289.22	\$ 3277.82	\$3425.18
51.5"(1308mm)H													
18.75" (476mm)	12" (305mm)	JA18-5112-	■ ■ ■ ■	\$1820.67	\$ 1976.85	\$ 2251.14	\$ 2384.01	\$ 2278.74	\$ 2411.61	\$ 2511.58	\$2644.45	\$2634.85	\$ 2767.72
	18" (457mm)	JA18-5118-	■ ■ ■ ■	\$2367.19	\$ 2532.85	\$2838.28	\$ 2975.83	\$2869.06	\$3006.61	\$ 3138.98	\$ 3276.53	\$ 3276.77	\$ 3414.32
23.625" (600mm)	12" (305mm)	JA24-5112-	■ ■ ■ ■	\$1866.75	\$2042.01	\$ 2297.22	\$ 2449.17	\$ 2324.82	\$ 2476.77	\$ 2557.66	\$2709.61	\$2680.93	\$2832.88
	18" (457mm)	JA24-5118-	■ ■ ■ ■	\$2413.27	\$ 2598.01	\$2884.36	\$3040.99	\$ 2915.14	\$ 3071.77	\$ 3185.06	\$ 3341.69	\$3322.85	\$3479.48

Lockers

Single Locker

Actual Depth	Actual Width	Number	①②③④	Fronts Painted Trim		Fronts HPL A Trim		Fronts HPL B Trim		Fronts Wood A Trim		Fronts Wood B Trim	
				A	B	A	B	A	B	A	B	A	B
56.5"(1435mm)H													
18.75" (476mm)	12" (305mm)	JA18-5612-	■ ■ ■ ■	\$1852.37	\$2025.95	\$2291.14	\$2439.46	\$2319.39	\$2467.71	\$2559.88	\$2708.20	\$2686.20	\$2834.52
	18" (457mm)	JA18-5618-	■ ■ ■ ■	\$2422.59	\$2605.65	\$2901.98	\$3054.98	\$2933.41	\$3086.41	\$3210.98	\$3363.98	\$3351.82	\$3504.82
23.625" (600mm)	12" (305mm)	JA24-5612-	■ ■ ■ ■	\$1898.45	\$2091.11	\$2337.22	\$2504.62	\$2365.47	\$2532.87	\$2605.96	\$2773.36	\$2732.28	\$2899.68
	18" (457mm)	JA24-5618-	■ ■ ■ ■	\$2468.67	\$2670.81	\$2948.06	\$3120.14	\$2979.49	\$3151.57	\$3257.06	\$3429.14	\$3397.90	\$3569.98
63.5"(1613mm)H													
18.75" (476mm)	12" (305mm)	JA18-6312-	■ ■ ■ ■	\$1896.75	\$2094.69	\$2347.14	\$2517.09	\$2376.30	\$2546.25	\$2627.50	\$2797.45	\$2758.09	\$2928.04
	18" (457mm)	JA18-6318-	■ ■ ■ ■	\$2500.15	\$2707.57	\$2991.16	\$3165.79	\$3023.50	\$3198.13	\$3311.78	\$3486.41	\$3456.89	\$3631.52
23.625" (600mm)	12" (305mm)	JA24-6312-	■ ■ ■ ■	\$1942.83	\$2159.85	\$2393.22	\$2582.25	\$2422.38	\$2611.41	\$2673.58	\$2862.61	\$2804.17	\$2993.20
	18" (457mm)	JA24-6318-	■ ■ ■ ■	\$2546.23	\$2772.73	\$3037.24	\$3230.95	\$3069.58	\$3263.29	\$3357.86	\$3551.57	\$3502.97	\$3696.68
64.5"(1638mm)H													
18.75" (476mm)	12" (305mm)	JA18-6412-	■ ■ ■ ■	\$1896.75	\$2094.69	\$2347.14	\$2517.09	\$2376.30	\$2546.25	\$2627.50	\$2797.45	\$2758.09	\$2928.04
	18" (457mm)	JA18-6418-	■ ■ ■ ■	\$2500.15	\$2707.57	\$2991.16	\$3165.79	\$3023.50	\$3198.13	\$3311.78	\$3486.41	\$3456.89	\$3631.52
23.625" (600mm)	12" (305mm)	JA24-6412-	■ ■ ■ ■	\$1942.83	\$2159.85	\$2393.22	\$2582.25	\$2422.38	\$2611.41	\$2673.58	\$2862.61	\$2804.17	\$2993.20
	18" (457mm)	JA24-6418-	■ ■ ■ ■	\$2546.23	\$2772.73	\$3037.24	\$3230.95	\$3069.58	\$3263.29	\$3357.86	\$3551.57	\$3502.97	\$3696.68

Lockers

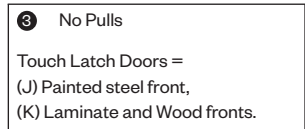
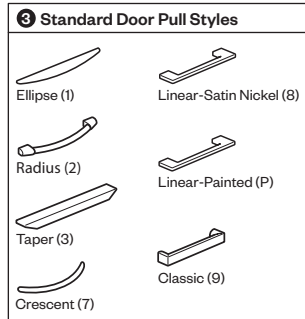
Double Locker



JA18-5124-R



JA24-5124-R
Cass FM2



Features

- Includes:
 - Two 12"(305mm)W compartments separated by a divider panel, with individual doors
 - Ventilated back panel
- Each compartment Includes:
 - Upper shelf
 - Coat rod and coat hook in 23.625"(600mm)D locker
 - One coat hook in 18.75"(476mm)D locker
- Doors can be left-, right-, center-, or outside-hinged.
- Lockers up to 40.5"(1029mm) tall have shelves that adjust in 2"(51mm) increments.
- Lockers 48.5"(1232mm) and taller have non-adjustable shelves located 6"(152mm) below top.
- Door front options include painted, high-pressure laminate (HPL), or wood.
- Painted fronts must be specified with painted steel top.
- Laminate fronts can be specified with painted steel or laminate top.
- Wood fronts can be specified with painted steel or wood top.
- Optional door pulls include Ellipse, Radius, Taper, Crescent, Linear, Classic, and No Pull (touch latch).
 - Crescent (7) and Classic (9) pulls are brushed nickel.
 - Ellipse (1) and Radius (2) pulls available in limited colors (see specification).
 - Taper (3) and J-Pull (J, K) match case color.
 - Linear pulls available:
 - Painted (P); finish specification required.
 - Satin nickel (8); no specification required.
- Shelves and interior match case color.
- Each door locks separately and is randomly keyed.
- Lock plugs are available in black or chrome.
- For lock options, refer to Lock Program section of the Accessories Price List.
- Glides provide 1.5"(38mm) adjustment range.

Specification Tips

- Double locker is dimensioned for use in a workstation.
- May be used adjacent to group locker of same height and depth; base aesthetic will differ slightly.
- To gang Single/Double lockers with steel tops back-to-back or side by side, use ganging kit (6220-4002), available through eParts. To gang Single/Double lockers with wood/laminate top back-to-back or side-to-side use ganging kit (6220-4004), available through eParts.
- The following accessories can be specified separately and field installed:
 - Shelf
 - Power module and bracket*
 - Locker boot tray
- File tops may be used for 18.75"(476mm)D storage runs.

*See Electrical Accessories Price List

To Order, Specify:

1) Product number, including:

1 Door Orientation:

- L** Left-hand
- R** Right-hand
- C** Center-hinged
- S** Outside-hinged

2 Door Front Option:

- S** Painted Steel
- L** Laminate
- W** Wood

3 Pull Option*:

- 9** Classic (add **\$52.15** list)
- 7** Crescent (add **\$42.50** list)
- 1** Ellipse¹
- J** J-Pull (Steel Fronts)
- K** J-Pull (HPL and Wood Fronts)
- P** Linear - Painted²
- 8** Linear - Satin Nickel
- 2** Radius³ (add **\$42.50** list)
- 3** Taper

4 Top Option:

- R** Regular top
- L** Laminate top (add **\$192.91** list)
- W** Wood top (add **\$370.83** list)

- 2) Trim color for case and steel door fronts.
- 3) Pull trim color (Ellipse, Radius and painted Linear only).
- 4) Door front HPL or wood finish (if applicable).
- 5) HPL edge color (if applicable).
- 6) Lock Plug color.

* For touch latch doors change pull style code (add **\$44.54** list per door)

- ¹Beige (TR-R)
- Chalk (TR-AK)
- Charcoal (TR-K)
- Graphite (TR-J)
- Gray Tone (TR-G)
- Putty (TR-AA)
- Smoke (TR-E)

²All powdercoat finishes.

- ³Dark Bronze Metallic (TR-DM)
- Metallic Gunmetal (TR-MG)
- Metallic Champagne (TR-MC)
- Metallic Silver (TR-LE)

Lockers

Double Locker

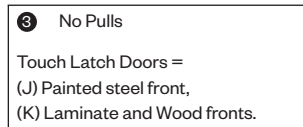
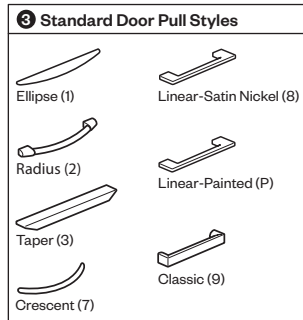
Actual Depth	Actual Width	Number	①②③④	Fronts Painted Trim		Fronts HPL A Trim		Fronts HPL B Trim		Fronts Wood A Trim		Fronts Wood B Trim	
				A	B	A	B	A	B	A	B	A	B
39.5"(1003mm)H													
18.75" (476mm)	24" (610mm)	JA18-3924-	■ ■ ■ ■	\$2221.56	\$ 2351.46	\$ 2711.69	\$ 2813.75	\$2743.96	\$2846.02	\$ 3031.07	\$ 3133.13	\$ 3175.45	\$ 3277.51
23.625" (600mm)	24" (610mm)	JA24-3924-	■ ■ ■ ■	\$2267.64	\$ 2416.62	\$2757.77	\$ 2878.91	\$2790.04	\$ 2911.18	\$ 3077.15	\$ 3198.29	\$ 3221.53	\$3342.67
40.5"(1029mm)H													
18.75" (476mm)	24" (610mm)	JA18-4024-	■ ■ ■ ■	\$2227.90	\$ 2361.28	\$ 2719.69	\$2824.84	\$2752.09	\$2857.24	\$3040.73	\$ 3145.88	\$ 3185.72	\$3290.87
23.625" (600mm)	24" (610mm)	JA24-4024-	■ ■ ■ ■	\$2273.98	\$2426.44	\$2765.77	\$2890.00	\$2798.17	\$2922.40	\$3086.81	\$ 3211.04	\$ 3231.80	\$3356.03
48.5"(1232mm)H													
18.75" (476mm)	24" (610mm)	JA18-4824-	■ ■ ■ ■	\$2284.96	\$2449.66	\$ 2791.69	\$2924.65	\$2825.26	\$2958.22	\$ 3127.67	\$3260.63	\$ 3278.15	\$ 3411.11
23.625" (600mm)	24" (610mm)	JA24-4824-	■ ■ ■ ■	\$2331.04	\$ 2514.82	\$2837.77	\$2989.81	\$ 2871.34	\$3023.38	\$ 3173.75	\$3325.79	\$3324.23	\$3476.27
51.5"(1308mm)H													
18.75" (476mm)	24" (610mm)	JA18-5124-	■ ■ ■ ■	\$2303.98	\$2479.12	\$ 2815.69	\$2957.92	\$2849.65	\$ 2991.88	\$ 3156.65	\$3298.88	\$3308.96	\$ 3451.19
23.625" (600mm)	24" (610mm)	JA24-5124-	■ ■ ■ ■	\$2350.06	\$2544.28	\$ 2861.77	\$3023.08	\$2895.73	\$3057.04	\$3202.73	\$3364.04	\$3355.04	\$ 3516.35
56.5"(1435mm)H													
18.75" (476mm)	24" (610mm)	JA18-5624-	■ ■ ■ ■	\$2335.68	\$2528.22	\$2855.69	\$ 3013.37	\$2890.30	\$3047.98	\$3204.95	\$3362.63	\$3360.31	\$ 3517.99
23.625" (600mm)	24" (610mm)	JA24-5624-	■ ■ ■ ■	\$2381.76	\$2593.38	\$2901.77	\$3078.53	\$2936.38	\$ 3113.14	\$ 3251.03	\$3427.79	\$3406.39	\$3583.15
63.5"(1613mm)H													
18.75" (476mm)	24" (610mm)	JA18-6324-	■ ■ ■ ■	\$2380.06	\$2596.96	\$ 2911.69	\$ 3091.00	\$2947.21	\$ 3126.52	\$3272.57	\$ 3451.88	\$3432.20	\$ 3611.51
23.625" (600mm)	24" (610mm)	JA24-6324-	■ ■ ■ ■	\$2426.14	\$2662.12	\$2957.77	\$ 3156.16	\$2993.29	\$ 3191.68	\$ 3318.65	\$ 3517.04	\$3478.28	\$3676.67
64.5"(1638mm)H													
18.75" (476mm)	24" (610mm)	JA18-6424-	■ ■ ■ ■	\$2380.06	\$2596.96	\$ 2911.69	\$ 3091.00	\$2947.21	\$ 3126.52	\$3272.57	\$ 3451.88	\$3432.20	\$ 3611.51
23.625" (600mm)	24" (610mm)	JA24-6424-	■ ■ ■ ■	\$2426.14	\$2662.12	\$2957.77	\$ 3156.16	\$2993.29	\$ 3191.68	\$ 3318.65	\$ 3517.04	\$3478.28	\$3676.67

Lockers

Double Group Locker



JA18-5136-W
Class FM2



Features

- Includes two 18"(457mm)W compartments separated by a divider panel, with individual doors.
- Each compartment Includes:
 - 6"(152mm)W valet section
 - 12"(305mm)W shelf section
 - Upper shelf that adjusts in 2"(51mm) increments
 - Coat hook
- Door front options include painted, high-pressure laminate (HPL), or wood.
- Painted fronts must be specified with painted steel top.
- Laminate fronts can be specified with painted steel or laminate top.
- Wood fronts can be specified with painted steel or wood top.
- Optional door pulls include Ellipse, Radius, Taper, Crescent, Linear, Classic, and No Pull (touch latch).
 - Crescent (7) and Classic (9) pulls are brushed nickel.
 - Ellipse (1) and Radius (2) pulls available in limited colors (see specification).
 - Taper (3) and J-Pull (J, K) match case color.
 - Linear pulls available:
 - Painted (P); finish specification required.
 - Satin nickel (8); no specification required.
- Shelves and interior match case color.
- Each door locks separately and is randomly keyed.
- Lock plugs are available in black or chrome.
- For lock options, refer to Lock Program section of the Accessories Price List.
- Glides provide 1.5"(38mm) adjustment range.

Specification Tips

- Double group locker is dimensioned for use in storage banks.
- May be used adjacent to locker of same height and depth; base aesthetic will differ slightly.
- The following accessories can be specified separately and field installed:
 - Shelf
 - Power module and bracket*
 - Locker shelf with suspended file frame
 - Locker shelf with personal drawer
 - Locker boot tray
 - Locker slat rail
- File/Common Tops may be used for 18.75"(476mm)D storage runs.

*See Electrical Accessories Price List

To Order, Specify:

1) Product number, including:

1 Door Orientation:

- X** Left-hand
- W** Right-hand

2 Door Front Option:

- S** Painted Steel
- L** Laminate
- W** Wood

3 Pull Option:*

- 9** Classic (add **\$52.15** list)
- 7** Crescent (add **\$42.50** list)
- 1** Ellipse¹
- J** J-Pull (Steel Fronts)
- K** J-Pull (HPL and Wood Fronts)
- P** Linear - Painted²
- 8** Linear - Satin Nickel
- 2** Radius³ (add **\$42.50** list)
- 3** Taper

4 Top Option:

- R** Regular top
- L** Laminate top (add **\$226.87** list)
- W** Wood top (add **\$453.27** list)

- Trim color for case and steel door fronts.
- Pull trim color (Ellipse, Radius and painted Linear only).
- Door front HPL or wood finish (if applicable).
- HPL edge color (if applicable).
- Lock Plug color.

*For touch latch doors change pull style code (add **\$44.54** list per door)

- ¹Beige (TR-R)
- Chalk (TR-AK)
- Charcoal (TR-K)
- Graphite (TR-J)
- Gray Tone (TR-G)
- Putty (TR-AA)
- Smoke (TR-E)

²All powdercoat finishes.

- ³Dark Bronze Metallic (TR-DM)
- Metallic Gunmetal (TR-MG)
- Metallic Champagne (TR-MC)
- Metallic Silver (TR-LE)

Lockers

Double Group Locker

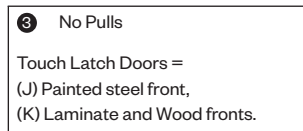
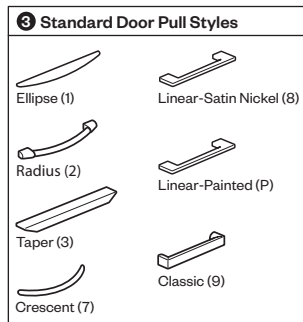
Actual Depth	Actual Width	Number	①②③④	Fronts Painted Trim		Fronts HPL A Trim		Fronts HPL B Trim		Fronts Wood A Trim		Fronts Wood B Trim	
				A	B	A	B	A	B	A	B	A	B
39.5"(1003mm)H													
18.75" (476mm)	36" (914mm)	JA18-3936-	■ ■ ■ ■	\$3191.36	\$3340.22	\$3762.73	\$3874.15	\$3801.36	\$3912.78	\$4162.63	\$4274.05	\$4336.05	\$4447.47
51.5"(1308mm)H													
18.75" (476mm)	36" (914mm)	JA18-5136-	■ ■ ■ ■	\$3335.40	\$3529.50	\$3928.35	\$4079.94	\$3968.67	\$4120.26	\$4349.83	\$4501.42	\$4531.18	\$4682.77
63.5"(1613mm)H													
18.75" (476mm)	36" (914mm)	JA18-6336-	■ ■ ■ ■	\$3468.36	\$3704.22	\$4081.23	\$4269.90	\$4123.11	\$4311.78	\$4522.63	\$4711.30	\$4711.30	\$4899.97

Lockers

Triple Group Locker



JA18-5136-Y
Class FM2



Features

- Includes three 12"(305mm)W compartments separated by a divider panel, with individual doors.
- Each compartment Includes:
 - Upper shelf that adjusts in 2"(51mm) increments
 - Coat hook
- Door front options include painted, high-pressure laminate (HPL), or wood.
- Painted fronts must be specified with painted steel top.
- Laminate fronts can be specified with painted steel or laminate top.
- Wood fronts can be specified with painted steel or wood top.
- Optional door pulls include Ellipse, Radius, Taper, Crescent, Linear, Classic, and No Pull (touch latch).
 - Crescent (7) and Classic (9) pulls are brushed nickel.
 - Ellipse (1) and Radius (2) pulls available in limited colors (see specification).
 - Taper (3) and J-Pull (J, K) match case color.
 - Linear pulls available:
 - Painted (P); finish specification required.
 - Satin nickel (8); no specification required.
- Shelves and interior match case color.
- Each door locks separately and is randomly keyed.
- Lock plugs are available in black or chrome.
- For lock options, refer to Lock Program section of the Accessories Price List.
- Glides provide 1.5"(38mm) adjustment range.
- Triple group locker is dimensioned for use in storage banks.
- May be used adjacent to locker of same height and depth; base aesthetic will differ slightly.
- The following accessories can be specified separately and field installed:
 - Shelf
 - Power module and bracket*
 - Locker boot tray
- File/Common Tops may be used for 18.75"(476mm)D storage runs.

*See Electrical Accessories Price List

To Order, Specify:

1) Product number, including:

1 Door Orientation:

- Z** Left-hand
- Y** Right-hand

2 Door Front Option:

- S** Painted Steel
- L** Laminate
- W** Wood

3 Pull Option:*

- 9** Classic (add **\$52.15** list)
- 7** Crescent (add **\$42.50** list)
- 1** Ellipse¹
- J** J-Pull (Steel Fronts)
- K** J-Pull (HPL and Wood Fronts)
- P** Linear - Painted²
- 8** Linear - Satin Nickel
- 2** Radius³ (add **\$42.50** list)
- 3** Taper

4 Top Option:

- R** Regular top
- L** Laminate top (add **\$226.87** list)
- W** Wood top (add **\$453.27** list)

- 2) Trim color for case and steel door fronts.
- 3) Pull trim color (Ellipse, Radius and painted Linear only).
- 4) Door front HPL or wood finish (if applicable).
- 5) HPL edge color (if applicable).
- 6) Lock Plug color.

* For touch latch doors change pull style code (add **\$44.54** list per door)

- ¹Beige (TR-R)
- Chalk (TR-AK)
- Charcoal (TR-K)
- Graphite (TR-J)
- Gray Tone (TR-G)
- Putty (TR-AA)
- Smoke (TR-E)

²All powdercoat finishes.

- ³Dark Bronze Metallic (TR-DM)
- Metallic Gunmetal (TR-MG)
- Metallic Champagne (TR-MC)
- Metallic Silver (TR-LE)

Lockers

Triple Group Locker

Actual Depth	Actual Width	Number	①②③④	Fronts Painted Trim		Fronts HPL A Trim		Fronts HPL B Trim		Fronts Wood A Trim		Fronts Wood B Trim	
				A	B	A	B	A	B	A	B	A	B
39.5"(1003mm)H													
18.75" (476mm)	36" (914mm)	JA18-3936-	■ ■ ■ ■	\$2704.87	\$2853.73	\$3276.24	\$3387.66	\$3314.87	\$3426.29	\$3676.14	\$3787.56	\$3849.56	\$3960.98
51.5"(1308mm)H													
18.75" (476mm)	36" (914mm)	JA18-5136-	■ ■ ■ ■	\$2787.29	\$2981.39	\$3380.24	\$3531.83	\$3420.56	\$3572.15	\$3801.72	\$3953.31	\$3983.07	\$4134.66
63.5"(1613mm)H													
18.75" (476mm)	36" (914mm)	JA18-6336-	■ ■ ■ ■	\$2863.37	\$3099.23	\$3476.24	\$3664.91	\$3518.12	\$3706.79	\$3917.64	\$4106.31	\$4106.31	\$4294.98

Lockers

Cubby Locker



JA18-3936-AR



JA18-5136-GR



JA18-6336-GR



JA18-6336-NR
Class FM2

Features

- Includes a single case with choice of four, six, or nine compartments separated by divider panels, with individually locking doors.
- 39.5"(1003mm) and 51.5"(1308mm)H units include four 18"(457mm)W or six 12"(305mm)W compartments.
- 63.5"(1613mm)H unit includes six 18"(457mm)W or nine 12"(305mm)W compartments
- Each compartment Includes one shelf that adjusts in 2"(51mm) increments.
- Door front options include painted, high-pressure laminate (HPL), or wood.
- Painted fronts must be specified with painted steel top.
- Laminate fronts can be specified with painted steel or laminate top.
- Wood fronts can be specified with painted steel or wood top.
- Optional door pulls include Ellipse, Radius, Taper, Crescent, Linear, Classic, and No Pull (touch latch).
 - Crescent (7) and Classic (9) pulls are brushed nickel.
 - Ellipse (1) and Radius (2) pulls available in limited colors (see specification).
 - Taper (3) and J-Pull (J, K) match case color.
 - Linear pulls available:
 - Painted (P); finish specification required.
 - Satin nickel (8); no specification required.
- Shelves and interior match case color.
- Each door locks separately and is randomly keyed.
- Lock plugs are available in black or chrome.
- For lock options, refer to Lock Program section of the Accessories Price List.
- Glides provide 1.5"(38mm) adjustment range.
- The following accessories can be specified separately and field installed:
 - Shelf
 - Power module and bracket*
 - Locker boot tray (12"(305mm)W compartments only)
- File/Common Tops may be used for 18.75"(476mm)D storage runs.

*See Electrical Accessories Price List

To Order, Specify:

1) Product number, including:

1 Door Orientation:

- L** Left-hand
- R** Right-hand

2 Door Front Option:

- S** Painted Steel
- L** Laminate
- W** Wood

3 Pull Option:*

- 9** Classic (add **\$52.15** list)
- 7** Crescent (add **\$42.50** list)
- 1** Ellipse¹
- J** J-Pull (Steel Fronts)
- K** J-Pull (HPL and Wood Fronts)
- P** Linear - Painted²
- 8** Linear - Satin Nickel
- 2** Radius³ (add **\$42.50** list)
- 3** Taper

4 Top Option:

- R** Regular top
- L** Laminate top (add **\$226.60** list)
- W** Wood top (add **\$453.18** list)

2) Trim color for case and steel door fronts.

3) Pull trim color (Ellipse, Radius and painted Linear only).

4) Door front HPL or wood finish (if applicable).

5) HPL edge color (if applicable).

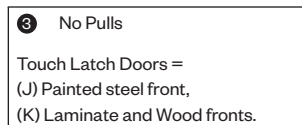
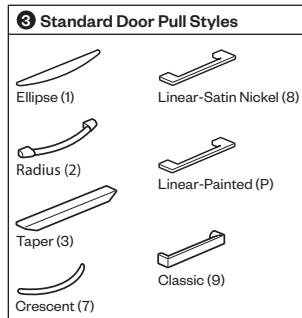
6) Lock Plug color.

* For touch latch doors change pull style code (add **\$44.54** list per door)

- ¹Beige (TR-R)
- Chalk (TR-AK)
- Charcoal (TR-K)
- Graphite (TR-J)
- Gray Tone (TR-G)
- Putty (TR-AA)
- Smoke (TR-E)

²All powdercoat finishes.

- ³Dark Bronze Metallic (TR-DM)
- Metallic Gunmetal (TR-MG)
- Metallic Champagne (TR-MC)
- Metallic Silver (TR-LE)



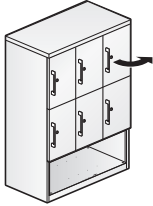
Lockers

Cubby Locker

Actual Depth	Actual Width	Number	①②③④	Fronts Painted Trim		Fronts HPL A Trim		Fronts HPL B Trim		Fronts Wood A Trim		Fronts Wood B Trim	
				A	B	A	B	A	B	A	B	A	B
39.5"(1003mm)H, Four Doors													
18.75" (476mm)	36" (914mm)	JA18-3936-A	■ ■ ■ ■	\$4778.18	\$4965.15	\$5390.84	\$5523.94	\$5433.05	\$5566.15	\$5831.93	\$5965.03	\$6019.48	\$6152.58
39.5"(1003mm)H, Six Doors													
18.75" (476mm)	36" (914mm)	JA18-3936-G	■ ■ ■ ■	\$5163.48	\$5350.45	\$5776.14	\$5909.24	\$5818.35	\$5951.45	\$6217.23	\$6350.33	\$6404.78	\$6537.88
51.5"(1308mm)H, Four Doors													
18.75" (476mm)	36" (914mm)	JA18-5136-A	■ ■ ■ ■	\$5130.86	\$5432.19	\$5892.56	\$6101.98	\$5946.65	\$6156.07	\$6482.69	\$6692.11	\$6723.28	\$6932.70
51.5"(1308mm)H, Six Doors													
18.75" (476mm)	36" (914mm)	JA18-5136-G	■ ■ ■ ■	\$5516.16	\$5817.49	\$6277.86	\$6487.28	\$6331.95	\$6541.37	\$6867.99	\$7077.41	\$7108.58	\$7318.00
63.5"(1613mm)H, Six Doors													
18.75" (476mm)	36" (914mm)	JA18-6336-G	■ ■ ■ ■	\$5943.05	\$6358.74	\$6853.79	\$7139.53	\$6919.76	\$7205.50	\$7592.96	\$7878.70	\$7886.59	\$8172.33
63.5"(1613mm)H, Nine Doors													
18.75" (476mm)	36" (914mm)	JA18-6336-N	■ ■ ■ ■	\$6521.00	\$6936.69	\$7431.74	\$7717.48	\$7497.71	\$7783.45	\$8170.91	\$8456.65	\$8464.54	\$8750.28

Lockers

Cubby Combination Locker



JA18-5136-JR



JA18-5136-LR



JA18-6336-OR



JA18-6336-ER
Class FM2

Features

- Includes a single case with choice of:
 - Four 18"(457mm)W or six 12"(305mm)W compartments separated by divider panels, with individually locking doors
 - Lower 12"(305mm) file drawer or 12"(305mm) open section
 - Each compartment Includes one shelf that adjusts in 2"(51mm) increments.
 - File drawer (when specified) includes side-to-side hanging bars.
 - Door/drawer front options include painted, high-pressure laminate (HPL), or wood.
 - Painted fronts must be specified with painted steel top.
 - Laminate fronts can be specified with painted steel or laminate top.
 - Wood fronts can be specified with painted steel or wood top.
 - Optional door/drawer pulls include Ellipse, Radius, Taper, Crescent, Linear, Classic, and No Pull (touch latch).
 - Crescent (7) and Classic (9) pulls are brushed nickel.
 - Ellipse (1) and Radius (2) pulls available in limited colors (see specification).
 - Taper (3) and J-Pull (J, K) match case color.
 - Linear pulls available:
 - Painted (P); finish specification required.
 - Satin nickel (8); no specification required.
 - Shelves and interior match case color.
 - Each door locks separately and is randomly keyed.
 - Lower file drawer is non-locking.
 - Lock plugs are available in black or chrome.
 - For lock options, refer to Lock Program section of the Accessories Price List.
 - Glides provide 1.5"(38mm) adjustment range.
 - The following accessories can be specified separately and field installed:
 - Shelf
 - Power module and bracket*
 - Locker boot tray (12"(305mm)W compartments only)
 - File/Common Tops may be used for 18.75"(476mm)D storage runs.
 - For locker with open lower section, a base liner can be specified separately to conceal the leveling glide access holes and unused hardware attachment holes in the bottom panel.
- *See Electrical Accessories Price List

To Order, Specify:

1) Product number, including:

1 Door Orientation:

- L** Left-hand
- R** Right-hand

2 Door Front Option:

- S** Painted Steel
- L** Laminate
- W** Wood

3 Pull Option:*

- 9** Classic (add **\$52.15** list)
- 7** Crescent (add **\$42.50** list)
- 1** Ellipse¹
- J** J-Pull (Steel Fronts)
- K** J-Pull (HPL and Wood Fronts)
- P** Linear - Painted²
- 8** Linear - Satin Nickel
- 2** Radius³ (add **\$42.50** list)
- 3** Taper

4 Top Option:

- R** Regular top
- L** Laminate top (add **\$226.60** list)
- W** Wood top (add **\$453.18** list)

2) Trim color for case and steel door fronts.

3) Pull trim color (Ellipse, Radius and painted Linear only).

4) Door front HPL or wood finish (if applicable).

5) HPL edge color (if applicable).

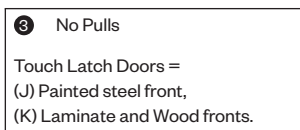
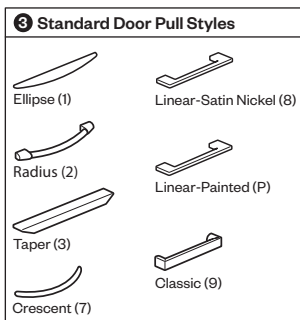
6) Lock Plug color.

* For touch latch doors change pull style code (add **\$44.54** list per door)

- ¹Beige (TR-R)
- Chalk (TR-AK)
- Charcoal (TR-K)
- Graphite (TR-J)
- Gray Tone (TR-G)
- Putty (TR-AA)
- Smoke (TR-E)

²All powdercoat finishes.

- ³Dark Bronze Metallic (TR-DM)
- Metallic Gunmetal (TR-MG)
- Metallic Champagne (TR-MC)
- Metallic Silver (TR-LE)



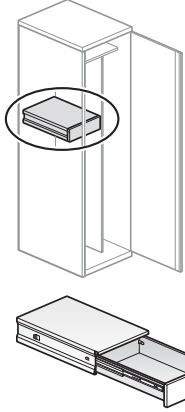
Lockers

Cubby Combination Locker

Actual Depth	Actual Width	Number ①②③④	Fronts Painted Trim		Fronts HPL A Trim		Fronts HPL B Trim		Fronts Wood A Trim		Fronts Wood B Trim	
			A	B	A	B	A	B	A	B	A	B
51.5"(1308mm)H, Four Doors with Open Lower Section												
18.75" (476mm)	36" (914mm)	JA18-5136-C	\$5297.24	\$5598.57	\$6058.94	\$6268.36	\$ 6113.03	\$6322.45	\$6649.07	\$6858.49	\$6889.66	\$7099.08
51.5"(1308mm)H, Four Doors with Drawer Lower Section												
18.75" (476mm)	36" (914mm)	JA18-5136-E	\$5514.56	\$ 5815.89	\$6276.26	\$6485.68	\$6330.35	\$6539.77	\$6866.39	\$7075.81	\$7106.98	\$7316.40
51.5"(1308mm)H, Six Doors with Open Lower Section												
18.75" (476mm)	36" (914mm)	JA18-5136-J	\$5682.54	\$5983.87	\$6444.24	\$6653.66	\$6498.33	\$6707.75	\$7034.37	\$7243.79	\$7274.96	\$7484.38
51.5"(1308mm)H, Six Doors with Drawer Lower Section												
18.75" (476mm)	36" (914mm)	JA18-5136-L	\$5899.86	\$6201.19	\$6661.56	\$6870.98	\$6715.65	\$6925.07	\$7251.69	\$7461.11	\$7492.28	\$7701.70
63.5"(1613mm)H, Four Doors with Open Lower Section												
18.75" (476mm)	36" (914mm)	JA18-6336-C	\$5649.92	\$6065.61	\$6560.66	\$6846.40	\$6626.63	\$6912.37	\$7299.83	\$7585.57	\$7593.46	\$7879.20
63.5"(1613mm)H, Four Doors with Drawer Lower Section												
18.75" (476mm)	36" (914mm)	JA18-6336-E	\$5867.24	\$6282.93	\$6777.98	\$7063.72	\$6843.95	\$7129.69	\$7517.15	\$7802.89	\$7810.78	\$8096.52
63.5"(1613mm)H, Six Doors with Open Lower Section												
18.75" (476mm)	36" (914mm)	JA18-6336-J	\$6035.22	\$6450.91	\$6945.96	\$7231.70	\$7011.93	\$7297.67	\$7685.13	\$7970.87	\$7978.76	\$8264.50
63.5"(1613mm)H, Six Doors with Drawer Lower Section												
18.75" (476mm)	36" (914mm)	JA18-6336-L	\$6252.54	\$6668.23	\$7163.28	\$7449.02	\$7229.25	\$7514.99	\$7902.45	\$8188.19	\$8196.08	\$8481.82

Locker Accessories

Locker Shelf with Personal Drawer



JADD-18-S
Class FM2

Features

- Includes a painted steel locker shelf with suspended personal drawer and attachment hardware.
- Attaches inside a 12"(305mm)W compartment opposite side of door at desired height in locker or double group locker with 18"(457mm)W doors only.
- 4"(102mm)H drawer has full extension steel ball bearing slides.

Specification Tips

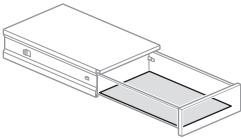
- 16"(406mm)D shelf/drawer fits 18.75"(476mm)D units.
- 17.5"(445mm)D shelf/drawer fits 23.625"(600mm)D units.

To Order, Specify:

- 1) Product number.
- 2) Trim color for shelf.
- 3) Trim color for drawer front.

Actual Depth	Width	Number	Shelf — Trim A Drawer — Trim		Shelf — Trim A Drawer — Trim	
			A	B	A	B
16"(406mm)	12"(305mm)	JADD-18-S	\$ 411.53	\$ 413.23	\$430.65	\$432.35
17.5"(445mm)	12"(305mm)	JADD-24-S	493.37	495.07	503.73	505.43

Drawer Liner



KJFL-0015-JD
Class YA - GSA: Open Market

Features

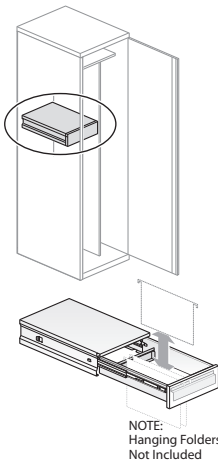
- Includes one soft felt like drawer liner in charcoal grey.
- Fits into locker shelf with personal drawer.

To Order, Specify:

- 1) Product number.

Number	Price
KJFL-0015-JD	\$29.40

Locker Shelf with Suspended File Frame



JADP-18-S
Class FM2

Features

- Includes a painted steel locker shelf with suspended file frame and attachment hardware.
- Supports side-to-side hanging of letter-size suspended file folders.
- Drawer accessory installation opposite side of door at desired height. To be used on lockers with 18"(457mm)W doors only.
- File frame has full extension steel ball bearing slides.

Specification Tips

- 16"(406mm)D shelf/frame fits 18.75"(476mm)D units.
- 17.5"(445mm)D shelf/frame fits 23.625"(600mm)D units.

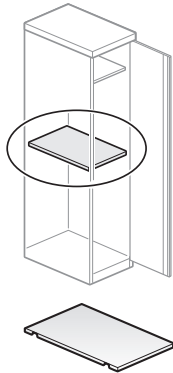
To Order, Specify:

- 1) Product number.
- 2) Trim color for shelf.
- 3) Trim color for drawer front.

Actual Depth	Width	Number	Shelf — Trim A Drawer — Trim		Shelf — Trim A Drawer — Trim	
			A	B	A	B
16"(406mm)	12"(305mm)	JADP-18-S	\$ 361.66	\$363.36	\$ 371.81	\$ 373.51
17.5"(445mm)	12"(305mm)	JADP-24-S	443.50	445.20	444.89	446.59

Locker Accessories

Locker Shelf



JAS-1812-S
Class FM2

Features

- Includes a painted steel locker shelf and attachment hardware.
- Attaches inside the shelf compartment of a 12"(305mm) or 18"(457mm)W locker or group locker.

Specification Tips

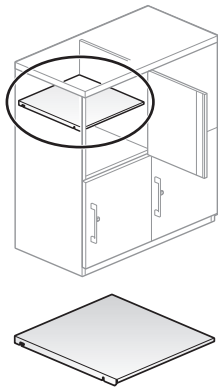
- 16"(406mm)D shelf fits 18.75"(476mm)D unit.
- 17.5"(445mm)D shelf fits 23.625"(600mm)D unit.

To Order, Specify:

- 1) Product number.
- 2) Trim color.

Actual Depth	Width	Number	Trim	
			A	B
16"(406mm)	12"(305mm)	JAS-1812-S	\$ 80.82	\$ 91.53
17.5"(445mm)	12"(305mm)	JAS-2412-S	107.82	121.47

Cubby Locker Shelf



JACS-1812-S
Class FM2

Features

- Includes a painted steel locker shelf and attachment hardware.
- Attaches inside a 12"(305mm) or 18"(457mm)W cubby locker or cubby combination locker.

Specification Tip

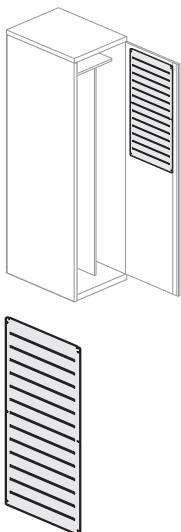
- Match shelf width to compartment width.

To Order, Specify:

- 1) Product number.
- 2) Trim color.

Actual Depth	Width	Number	Trim	
			A	B
17.5"(445mm)	12"(305mm)	JACS-1812-S	\$80.82	\$ 91.53
17.5"(445mm)	18"(457mm)	JACS-1818-S	89.52	103.17

Locker Slat Rail



JAR-3918-S
Class FM2

Features

- Includes painted aluminum slat rail and attachment hardware.
- Attaches to the interior of an 18"(457mm)W locker door to support slat rail accessories.

Specification Tips

- Slat rail attaches to an 18"(457mm)W locker door only; will not work with 12"(305mm)W door.
- Worktools such as Belong Tool Cup (KUTC-0000-H) and Belong Hanging Sorter (KUHS-0000-H) can be hung from slat rail.*

*See Accessories Price List

To Order, Specify:

- 1) Product number, including:

1 Locker Door Material

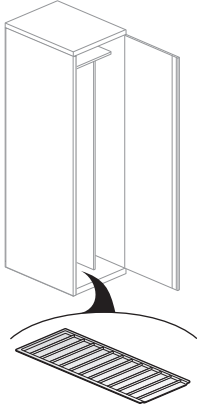
- S** For use with Painted Steel Door
- N** For use with Laminate or Wood Door

- 2) Trim color.

Locker Height	Slat Rail Height	Locker Width	Number 1	Trim A	B
39.5"(1003mm)	15.75"(400mm)	18"(457mm)	JAR-3918-█	\$163.43	\$ 198.44
40.5"(1029mm)	16.25"(413mm)	18"(457mm)	JAR-4018-█	164.52	200.50
48.5"(1232mm)	20.5"(514mm)	18"(457mm)	JAR-4818-█	173.24	216.98
51.5"(1208mm)	21.75"(552mm)	18"(457mm)	JAR-5118-█	176.51	223.16
56.5"(1435mm)	24.25"(616mm)	18"(457mm)	JAR-5618-█	181.96	233.46
63.5"(1613mm)	27.75"(705mm)	18"(457mm)	JAR-6318-█	189.59	247.88
64.5"(1638mm)	28.25"(718mm)	18"(457mm)	JAR-6418-█	191.77	252.00

Locker Accessories

Locker Boot Tray



JAT-2412
Class FM2

Features

- Includes one plastic tray.
- Available in black only.

Specification Tips

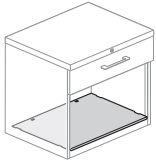
- 12"(305mm)W tray fits into a 12"(305mm)W compartment in a single, double, group, or cubby locker.
- 36"(914mm)W tray fits into lower open section of a cubby combination locker.
- 24"(610mm)D boot tray can be field cut to fit 18.75"(476mm)D lockers.

To Order, Specify:

- 1) Product number.
(No color specification required.)

Depth	Width	Number	Price
24"(610mm)	12"(305mm)	JAT-2412	\$ 99.48
18"(457mm)	36"(914mm)	JAT-1836	206.06

Base Liner



JNAB-30-S
Class FM2

Features

- Includes a painted steel base liner.
- Fits into the lower open storage section of the following products:
 - 1.5H combination unit (proud front or inset front)
 - 1.5H open storage case (proud front or inset front)
 - Cubby combination locker with open lower section
- Conceals the leveling glide access holes and unused hardware attachment holes in the bottom panel.

To Order, Specify:

- 1) Product number.
- 2) Trim color.

Specification Tip

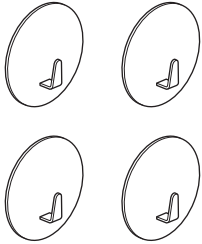
- Match liner width to storage width.

Depth	Width	Number	Trim	
			A	B
18"(457mm)	30"(762mm)	JNAB-30-S	\$ 89.05	\$ 111.44
	36"(914mm)	JNAB-36-S	96.65	124.17
	42"(1067mm)	JNAB-42-S	104.25	136.90

Belong Work Tools — Accessories

Locker Accessories

Magnet Hooks



KUAH-0002
Class YA – GSA: Open Market

Features

- Includes four 1.5”(38mm)-diameter magnetic hooks for holding personal items.
- Available in white (not matched to Haworth's color palette).

Specification Tip

- Use on non-textured surfaces for best performance.

To Order, Specify:

- 1) Product number.

Diameter	Number	Price
1.5”(38mm)	KUAH-0002	\$42.17

Magnet Hook



KUAH-0003
Class YA – GSA: Open Market

Features

- Includes one 3”(76mm)-diameter magnetic hook for holding personal items.
- Available in white (not matched to Haworth's color palette).

Specification Tip

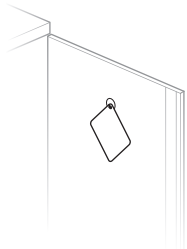
- Use on non-textured surfaces for best performance.

To Order, Specify:

- 1) Product number.

Diameter	Number	Price
3”(76mm)	KUAH-0003	\$27.87

Mirror



KUAR
Class YA – GSA: Open Market

Features

- Includes one acrylic mirror.
- Can be hung from a Belong magnetic hook, or placed in a Belong pouch (specified separately).

To Order, Specify:

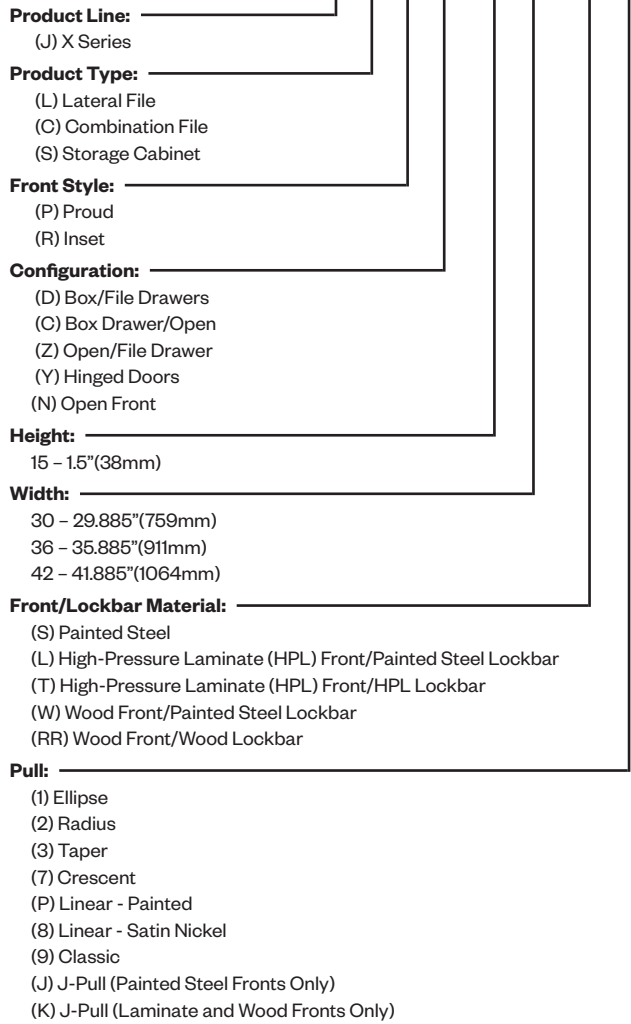
- 1) Product number.
(No color specification required.)

Actual Width	Actual Length	Number	Price
3.125”(79mm)	4.375”(111mm)	KUAR-0403	\$29.84

1.5H Filing & Storage


Catalog Logic

J L P D - 15 30 - S 1

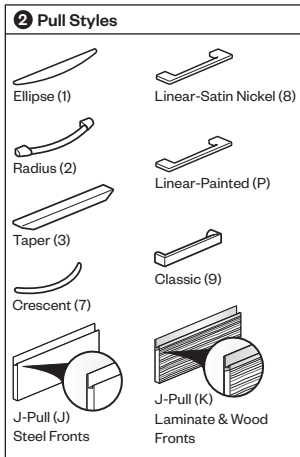


1.5H Filing & Storage

1.5H Lateral File – Proud Front



JLPD-1530
(Box - File Proud)
Class FM



Features

- Includes:
 - One 12”(305mm)H file drawer and one 6”(152mm)H box drawer
 - Factory-installed counterweight
- File drawer includes side-to-side hanging bars that accommodate letter, legal, and EDP suspended file folders.
- Drawer front options include painted, high-pressure laminate (HPL), or wood.
- Painted fronts must be specified with painted steel lockbar.
- Laminate fronts can be specified with a painted steel or laminate lockbar.
- Wood fronts can be specified with a painted steel or wood lockbar.
- Optional drawer pulls include Ellipse, Radius, Taper, Crescent, Linear, Classic, and J-Pull.
 - Crescent (7) and Classic (9) pulls are brushed nickel.
 - Ellipse (1) and Radius (2) pulls available in limited colors (see specification).
 - Taper (3) and J-Pull (J, K) match case color.
 - Linear pulls available:
 - Painted (P); finish specification required.
 - Satin nickel (8); no specification required.
- Drawers have full extension steel ball-bearing slides.
- Drawer interiors and accessories are black finish color.
- Single lock secures both drawers.
- Lock plug is available in black or chrome.
- For lock options, refer to Lock Program section of the Accessories Price List.
- Glides provide 1.5”(38mm) adjustment range.

Specification Tips

- When using one or more 1.5H units to provide guest seating, file top or common file top is required; specified separately.
- Cushion available for use on file top or common file top; specified separately.

To Order, Specify:

1) Product number, including:

1 Front/Lockbar Option:

Painted Steel Drawer Fronts

S Painted Steel Front/Painted Steel Lockbar

Laminate Drawer Fronts

L HPL Fronts/Painted Steel Lockbar

T HPL Fronts/HPL Lockbar (add **\$75.59** list)

Wood Drawer Fronts

W Wood Fronts/Painted Steel Lockbar

R Wood Fronts/Wood Lockbar (add **\$146.10** list)

2 Pull Option:

9 Classic (add **\$52.15** list)

7 Crescent (add **\$42.50** list)

1 Ellipse¹

J J-Pull (Steel Fronts)

K J-Pull (HPL and Wood Fronts) (add **\$170.94** list)

P Linear - Painted²

8 Linear - Satin Nickel

2 Radius³ (add **\$42.50** list)

3 Taper

2) Trim color for case and steel drawer fronts.

3) Pull trim color (Ellipse, Radius and painted Linear only).

4) Drawer front HPL or wood finish (if applicable).

5) HPL edge color (if applicable).

6) Lock Plug color.

¹Beige (TR-R)

Chalk (TR-AK)

Charcoal (TR-K)

Graphite (TR-J)

Gray Tone (TR-G)

Putty (TR-AA)

Smoke (TR-E)

²All powdercoat finishes.

³Dark Bronze Metallic (TR-DM)

Metallic Gunmetal (TR-MG)

Metallic Champagne (TR-MC)

Metallic Silver (TR-LE)

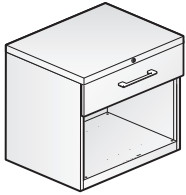
1.5H Filing & Storage

1.5H Lateral File – Proud Front

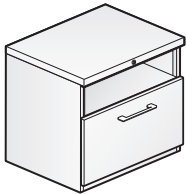
Actual Depth	Actual Width	Number ①②	Fronts Painted Trim		Fronts HPL A Trim		Fronts HPL B Trim		Fronts Wood A Trim		Fronts Wood B Trim	
			A	B	A	B	A	B	A	B	A	B
1.5H, 21.5" (546mm) — Box/File												
18.75" (476mm)	29.885" (759mm)	JLPD-1530-■ ■	\$1720.05	\$1860.08	\$1852.73	\$1931.17	\$1880.07	\$1958.51	\$2038.55	\$2116.99	\$2095.28	\$2173.72
	35.885" (911mm)	JLPD-1536-■ ■	\$2016.03	\$2198.12	\$2148.71	\$2235.61	\$2177.91	\$2264.81	\$2398.55	\$2485.45	\$2466.68	\$2553.58
	41.885" (1064mm)	JLPD-1542-■ ■	\$2312.01	\$2536.16	\$2444.69	\$2540.05	\$2475.75	\$2571.11	\$2758.55	\$2853.91	\$2838.08	\$2933.44

1.5H Filing & Storage

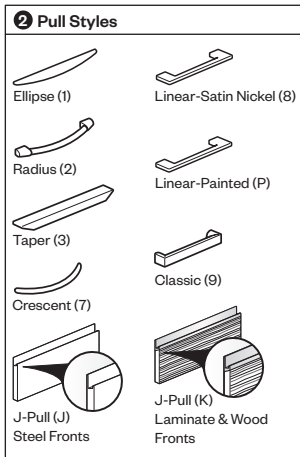
1.5H Combination File – Proud Front



JOPC-1530
(Box Drawer - 12"(305mm) Open Proud)



JOPZ-1530
(6"(152mm) Open - File Drawer Proud)
Class FM



Features

- Box drawer with 12"(305mm) open includes a 12"(305mm)H open section with a 6"(152mm)H box drawer above.
- 6"(152mm) open with file drawer includes one 12"(305mm)H file drawer with a 6"(152mm)H open section above, and factory-installed counterweight.
- File drawer includes side-to-side hanging bars that accommodate letter, legal, and EDP suspended file folders.
- Drawer front options include painted, high-pressure laminate (HPL), or wood.
- Painted fronts must be specified with painted steel lockbar.
- Laminate fronts can be specified with a painted steel or laminate lockbar.
- Wood fronts can be specified with a painted steel or wood lockbar.
- Optional drawer pulls include Ellipse, Radius, Taper, Crescent, Linear, Classic, and J-Pull.
 - Crescent (7) and Classic (9) pulls are brushed nickel.
 - Ellipse (1) and Radius (2) pulls available in limited colors (see specification).
 - Taper (3) and J-Pull (J, K) match case color.
 - Linear pulls available:
 - Painted (P); finish specification required.
 - Satin nickel (8); no specification required.
- Drawers have full extension steel ball-bearing slides.
- Drawer interiors and accessories are black finish color. Open section interior matches case color.
- Lock plug is available in black or chrome.
- For lock options, refer to Lock Program section of the Accessories Price List.
- Glides provide 1.5"(38mm) adjustment range.

Specification Tips

- When using one or more 1.5H units to provide guest seating, file top or common file top is required; specified separately.
- Cushion available for use on file top or common file top; specified separately.
- For file with open lower section, a base liner can be specified separately to conceal the leveling glide access holes and unused hardware attachment holes in the bottom panel.

To Order, Specify:

1) Product number, including:

1 Front/Lockbar Option:

Painted Steel Drawer Fronts

- S** Painted Steel Front/Painted Steel Lockbar

Laminate Drawer Fronts

- L** HPL Fronts/Painted Steel Lockbar
- T** HPL Fronts/HPL Lockbar (add **\$75.59** list)

Wood Drawer Fronts

- W** Wood Fronts/Painted Steel Lockbar
- R** Wood Fronts/Wood Lockbar (add **\$146.10** list)

2 Pull Option:

- 9** Classic (add **\$52.15** list)
- 7** Crescent (add **\$42.50** list)
- 1** Ellipse¹
- J** J-Pull (Steel Fronts)
- K** J-Pull (HPL and Wood Fronts) (add **\$170.94** list)
- P** Linear - Painted²
- 8** Linear - Satin Nickel
- 2** Radius³ (add **\$42.50** list)
- 3** Taper

- 2) Trim color for case and steel drawer fronts.
- 3) Pull trim color (Ellipse, Radius and painted Linear only).
- 4) Drawer front HPL or wood finish (if applicable).
- 5) HPL edge color (if applicable).
- 6) Lock Plug color.

- ¹Beige (TR-R)
- Chalk (TR-AK)
- Charcoal (TR-K)
- Graphite (TR-J)
- Gray Tone (TR-G)
- Putty (TR-AA)
- Smoke (TR-E)

²All powdercoat finishes.

- ³Dark Bronze Metallic (TR-DM)
- Metallic Gunmetal (TR-MG)
- Metallic Champagne (TR-MC)
- Metallic Silver (TR-LE)


1.5H Filing & Storage

1.5H Combination File – Proud Front

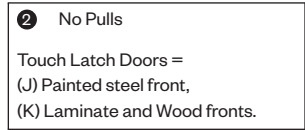
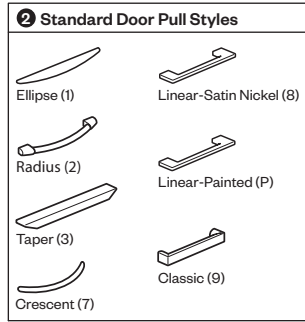
Actual Depth	Actual Width	Number ①②	Fronts Painted Trim		Fronts HPL A Trim		Fronts HPL B Trim		Fronts Wood A Trim		Fronts Wood B Trim	
			A	B	A	B	A	B	A	B	A	B
1.5H, 21.5" (546mm) — Box Drawer with 12" (305mm) Open												
18.75" (476mm)	29.885" (759mm)	JCPC-1530-■ ■	\$1711.39	\$ 1851.42	\$ 1844.07	\$ 1922.51	\$ 1871.41	\$ 1949.85	\$2029.89	\$ 2108.33	\$2086.62	\$ 2165.06
	35.885" (911mm)	JCPC-1536-■ ■	\$2007.37	\$ 2189.46	\$ 2140.05	\$ 2226.95	\$ 2169.25	\$ 2256.15	\$2389.89	\$2476.79	\$2458.02	\$2544.92
	41.885" (1064mm)	JCPC-1542-■ ■	\$2303.35	\$ 2527.50	\$2436.03	\$ 2531.39	\$2467.09	\$2562.45	\$ 2749.89	\$2845.25	\$2829.42	\$2924.78
1.5H, 21.5" (546mm) — 6" (152mm) Open with File Drawer												
18.75" (476mm)	29.885" (759mm)	JCPZ-1530-■ ■	\$1720.05	\$ 1860.08	\$ 1852.73	\$ 1931.17	\$1880.07	\$ 1958.51	\$2038.55	\$ 2116.99	\$2095.28	\$ 2173.72
	35.885" (911mm)	JCPZ-1536-■ ■	\$2016.03	\$ 2198.12	\$ 2148.71	\$ 2235.61	\$ 2177.91	\$ 2264.81	\$2398.55	\$2485.45	\$2466.68	\$2553.58
	41.885" (1064mm)	JCPZ-1542-■ ■	\$2312.01	\$2536.16	\$2444.69	\$2540.05	\$2475.75	\$ 2571.11	\$ 2758.55	\$2853.91	\$2838.08	\$2933.44

1.5H Filing & Storage

1.5H Storage Cabinet with Hinged Doors – Proud Front



JSPY-1530
(Hinged Doors Proud)
Class FM



Features

- Includes full-height hinged doors and one shelf that adjusts in 6”(152mm) increments.
- Door front options include painted, high-pressure laminate (HPL), or wood.
- Painted fronts must be specified with painted steel top.
- Laminate fronts can be specified with a painted steel or laminate lockbar.
- Wood fronts can be specified with a painted steel or wood lockbar.
- Optional door pulls include Ellipse, Radius, Taper, Crescent, Linear, Classic, and No Pull (touch latch).
 - Crescent (7) and Classic (9) pulls are brushed nickel.
 - Ellipse (1) and Radius (2) pulls available in limited colors (see specification).
 - Taper (3) and J-Pull (J, K) match case color.
 - Linear pulls available:
 - Painted (P); finish specification required.
 - Satin nickel (8); no specification required.
- Interior and shelf match case color.
- Single lock secures both doors.
- Lock plug is available in black or chrome.
- For lock options, refer to Lock Program section of the Accessories Price List.
- Glides provide 1.5”(38mm) adjustment range.

Specification Tips

- When using one or more 1.5H units to provide guest seating, file top or common file top is required; specified separately.
- Cushion available for use on file top or common file top; specified separately.
- Additional shelves can be specified separately.

To Order, Specify:

1) Product number, including:

1 Front/Lockbar Option:

Painted Steel Fronts

- S** Painted Steel Front/Painted Steel Lockbar

Laminate Fronts

- L** HPL Fronts/Painted Steel Lockbar
- T** HPL Fronts/HPL Lockbar (add **\$75.59** list)

Wood Fronts

- W** Wood Fronts/Painted Steel Lockbar
- R** Wood Fronts/Wood Lockbar (add **\$146.10** list)

2 Pull Option:*

- 9** Classic (add **\$52.15** list)
- 7** Crescent (add **\$42.50** list)
- 1** Ellipse¹
- J** J-Pull (Steel Fronts)
- K** J-Pull (HPL and Wood Fronts) (add **\$170.94** list)
- P** Linear - Painted²
- 8** Linear - Satin Nickel
- 2** Radius³ (add **\$42.50** list)
- 3** Taper

2) Trim color for case and steel fronts.

3) Pull trim color (Ellipse, Radius and painted Linear only).

4) Front HPL or wood finish (if applicable).

5) HPL edge color (if applicable).

6) Lock Plug color.

* For touch latch doors change pull style code (add **\$44.54** list)

- ¹Beige (TR-R)
- Chalk (TR-AK)
- Charcoal (TR-K)
- Graphite (TR-J)
- Gray Tone (TR-G)
- Putty (TR-AA)
- Smoke (TR-E)

²All powdercoat finishes.

- ³Dark Bronze Metallic (TR-DM)
- Metallic Gunmetal (TR-MG)
- Metallic Champagne (TR-MC)
- Metallic Silver (TR-LE)

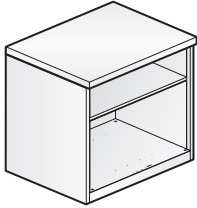
1.5H Filing & Storage

1.5H Storage Cabinet with Hinged Doors – Proud Front

Actual Depth	Actual Width	Number ①②	Fronts Painted Trim		Fronts HPL A Trim		Fronts HPL B Trim		Fronts Wood A Trim		Fronts Wood B Trim	
			A	B	A	B	A	B	A	B	A	B
1.5H, 21.5" (546mm) — Hinged Doors												
18.75" (476mm)	29.885" (759mm)	JSPY-1530- ■ ■	\$1557.38	\$ 1697.41	\$1690.06	\$ 1768.50	\$1700.66	\$ 1779.10	\$ 1875.88	\$1954.32	\$ 1932.61	\$ 2011.05
	35.885" (911mm)	JSPY-1536- ■ ■	\$1853.36	\$2035.45	\$ 1986.04	\$2072.94	\$1996.64	\$2083.54	\$2235.88	\$2322.78	\$2304.01	\$2390.91
	41.885" (1064mm)	JSPY-1542- ■ ■	\$2149.34	\$ 2373.49	\$2282.02	\$ 2377.38	\$2292.62	\$ 2387.98	\$2595.88	\$ 2691.24	\$ 2675.41	\$ 2770.77

1.5H Filing & Storage

1.5H Open Storage Case – Proud Top



JSPN-1530
(Open Proud Top)
Class FM

Features

- Includes a proud top that overhangs the front of the case by 0.75”(19mm), and an open interior with adjustable shelf that adjusts in 6”(152mm) increments.
- Interior and shelf match case color.

Specification Tips

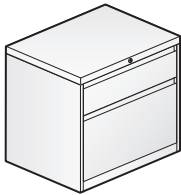
- When using one or more 1.5H units to provide guest seating, file top or common file top is required; specified separately.
- Cushion available for use on file top or common file top; specified separately.
- Additional shelves can be specified separately.
- Base liner can be specified separately to conceal the leveling glide access holes and unused hardware attachment holes in the bottom panel.

To Order, Specify:

- 1) Product number.
- 2) Trim color for case.

Actual Depth	Actual Width	Number	Trim A	B
1.5H, 21.5”(546mm), Open				
18.75”(476mm)	29.885”(759mm)	JSPN-1530	\$ 1297.84	\$ 1376.28
	35.885”(911mm)	JSPN-1536	1593.82	1680.72
	41.885”(1064mm)	JSPN-1542	1889.80	1985.16

1.5H Lateral File – Inset Front



JLRD-1530
(Box - File Inset)
Class FM

Features

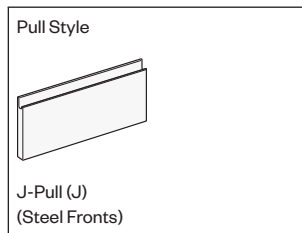
- Includes:
 - One 12”(305mm)H file drawer and one 6”(152mm)H box drawer
 - Factory-installed counterweight
- File drawer includes side-to-side hanging bars that accommodate letter, legal, and EDP suspended file folders.
- Drawers have full extension steel ball-bearing slides.
- Drawer interiors and accessories are black finish color.
- Lock plugs are available in black or chrome.
- For lock options, refer to Lock Program section of the Accessories Price List.
- Glides provide 1.5”(38mm) adjustment range.

To Order, Specify:

- 1) Product number.
- 2) Trim color for case and front.
- 3) Trim color for lock plug.

Specification Tips

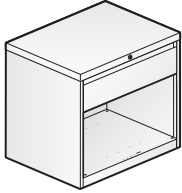
- When using one or more 1.5H units to provide guest seating, file top or common file top is required; specified separately.
- Cushion available for use on file top or common file top; specified separately.



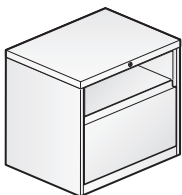
Actual Depth	Actual Width	Pull	Number	Trim A	B
1.5H, 21.5”(546mm), Box/File					
18”(457mm)	29.885”(759mm)	J	JLRD-1530-SJ	\$ 1772.20	\$ 1912.23
	35.885”(911mm)	J	JLRD-1536-SJ	2068.18	2250.27
	41.885”(1064mm)	J	JLRD-1542-SJ	2364.16	2588.31

1.5H Filing & Storage

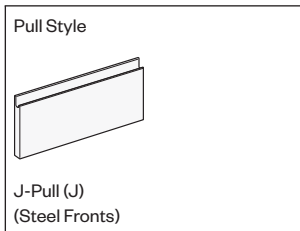
1.5H Combination File – Inset Front



JCRC-1530
(Box Drawer - 12"(305mm) Open Inset)



JCRZ-1530
(6"(152mm) Open - File Drawer Inset)
Class FM



J-Pull (J)
(Steel Fronts)

Features

- Box drawer with 12"(305mm) open includes a 12"(305mm)H open section with a 6"(152mm)H box drawer above.
- 6"(152mm) open with file drawer includes one 12"(305mm)H file drawer with a 6"(152mm)H open section above, and factory-installed counterweight.
- File drawer includes side-to-side hanging bars that accommodate letter, legal, and EDP suspended file folders.
- Drawers have full extension steel ball-bearing slides.
- Drawer interiors and accessories are black finish color. Open section interior matches case color.
- Lock plugs are available in black or chrome.
- For lock options, refer to Lock Program section of the Accessories Price List.
- Glides provide 1.5"(38mm) adjustment range.

Specification Tips

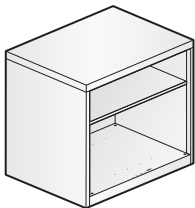
- When using one or more 1.5H units to provide guest seating, file top or common file top is required; specified separately.
- Cushion available for use on file top or common file top; specified separately.
- For file with open lower section, a base liner can be specified separately to conceal the leveling glide access holes and unused hardware attachment holes in the bottom panel.

To Order, Specify:

- 1) Product number.
- 2) Trim color for case and front.
- 3) Trim color for lock plug.

Actual Depth	Width	Pull	Number	Trim A	B
1.5H, 21.5"(546mm), Box Drawer with 12"(305mm) Open					
18"(457mm)	29.885"(759mm)	J	JCRC-1530-SJ	\$ 1763.54	\$ 1903.57
	35.885"(911mm)	J	JCRC-1536-SJ	2059.52	2241.61
	41.885"(1064mm)	J	JCRC-1542-SJ	2355.50	2579.65
1.5H, 21.5"(546mm), 6"(152mm) Open with File Drawer					
18"(457mm)	29.885"(759mm)	J	JCRZ-1530-SJ	\$ 1772.20	\$ 1912.23
	35.885"(911mm)	J	JCRZ-1536-SJ	2068.18	2250.27
	41.885"(1064mm)	J	JCRZ-1542-SJ	2364.16	2588.31

1.5H Open Storage Case – Inset Top



JSRN-1530
(Open Inset Top)
Class FM

Features

- Includes an inset top that matches the depth of the case and an open interior with adjustable shelf that adjusts in 6"(152mm) increments.
- Interior and shelf match case color.

Specification Tips

- When using one or more 1.5H units to provide guest seating, file top or common file top is required; specified separately.
- Cushion available for use on file top or common file top; specified separately.
- Additional shelves can be specified separately.
- Base liner can be specified separately to conceal the leveling glide access holes and unused hardware attachment holes in the bottom panel.

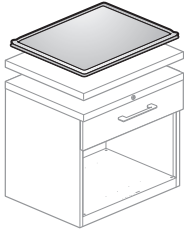
To Order, Specify:

- 1) Product number.
- 2) Trim color for case.

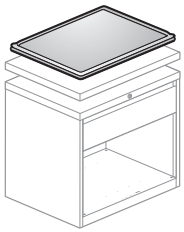
Depth	Width	Number	Trim A	B
1.5H, 21.5"(546mm), Open				
18"(457mm)	30"(762mm)	JSRN-1530	\$ 1297.84	\$ 1376.28
	36"(914mm)	JSRN-1536	1593.82	1680.72
	42"(1067mm)	JSRN-1542	1889.80	1985.16

1.5H Filing & Storage Accessories

Cushion



JPFC-1830-F
(Proud Front)



JRFC-1830-F
(Inset Front)
Class FM

Features

- Includes one cushion and Slip-Fit pad.
- Cushion is 0.75"(19mm) thick and cover-stitched around edges.
- Cushion is reversible.
- COM yardage:
 - 30"(762mm)W - 1 yard
 - 36"(914mm)W - 1.25 yards
 - 42"(1067mm)W - 1.5 yards

Specification Tips

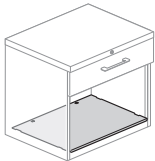
- When using cushion on X Series filing and storage to provide guest seating, a file top or common file top is required; specified separately.
- Can be used on other X Series Filing and Storage.

To Order, Specify:

- 1) Product number.
- 2) Fabric surface/color.

Depth	Width	Number	Fabric							
			A	B	C	D	E	F	G	H
For Proud Front Filing/Storage										
18.75"(476mm)	24"(610mm)	JPFC-1824-F	\$ 711.18	\$ 815.61	\$ 933.95	\$1059.28	\$ 1184.60	\$1358.66	\$1463.07	\$ 1630.16
	30"(762mm)	JPFC-1830-F	819.66	940.47	1077.29	1222.12	1366.94	1568.12	1688.73	1882.10
	36"(914mm)	JPFC-1836-F	928.14	1065.33	1220.63	1384.96	1549.28	1777.58	1914.39	2134.04
	42"(1067mm)	JPFC-1842-F	1036.62	1190.19	1363.97	1547.80	1731.62	1987.04	2140.05	2385.98
For Inset Front Filing/Storage										
18"(457mm)	24"(610mm)	JRFC-1824-F	\$ 696.21	\$ 800.64	\$ 918.98	\$1044.31	\$ 1169.63	\$1343.69	\$1448.10	\$ 1615.19
	30"(762mm)	JRFC-1830-F	804.69	925.50	1062.32	1207.15	1351.97	1553.15	1673.76	1867.13
	36"(914mm)	JRFC-1836-F	913.17	1050.36	1205.66	1369.99	1534.31	1762.61	1899.42	2119.07
	42"(1067mm)	JRFC-1842-F	1021.65	1175.22	1349.00	1532.83	1716.65	1972.07	2125.08	2371.01

Base Liner



JNAB-30-S
Class FM

Features

- Includes a painted steel base liner.
- Fits into the lower open storage section of the following products:
 - 1.5H combination unit (proud front or inset front)
 - 1.5H open storage case (proud front or inset front)
 - Cubby combination locker with open lower section
- Conceals the leveling glide access holes and unused hardware attachment holes in the bottom panel.

Specification Tip

- Match liner width to storage width.

To Order, Specify:

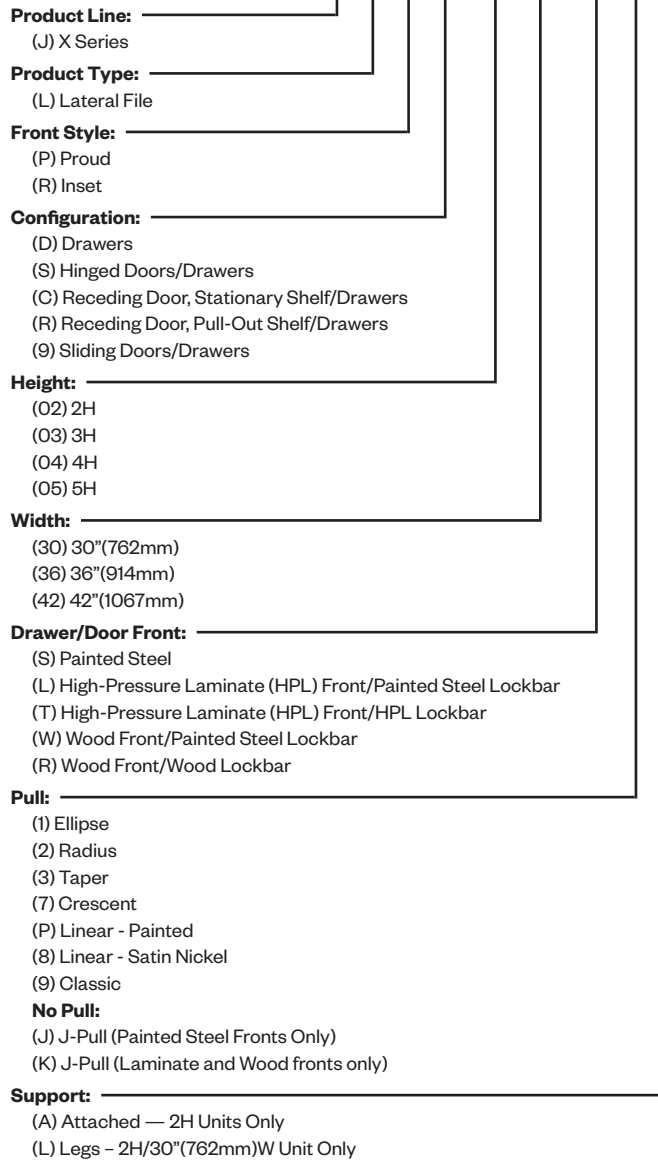
- 1) Product number.
- 2) Trim color.

Depth	Width	Number	Trim	
			A	B
18"(457mm)	30"(762mm)	JNAB-30-S	\$ 89.05	\$ 111.44
	36"(914mm)	JNAB-36-S	96.65	124.17
	42"(1067mm)	JNAB-42-S	104.25	136.90

Lateral Files

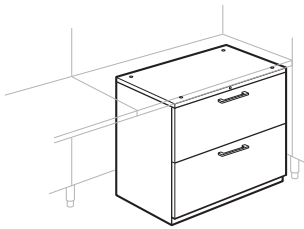
Catalog Logic

J L P D - 02 30 - S 1 A

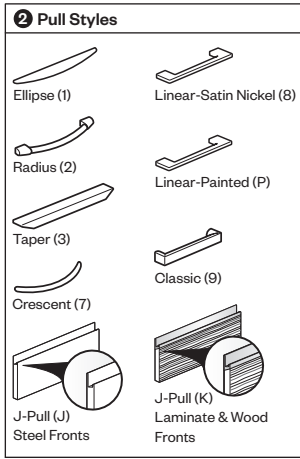


Lateral Files — Attached

Proud Style



JLPD-S1A
Class FM



Features

- Includes attachment hardware.
- Each 12"(305mm)H drawer includes side-to-side hanging bars that accommodate letter, legal, EDP, international A4, and foolscap suspended file folders.
- Drawer front options include painted, high-pressure laminate (HPL), or wood.
- Painted fronts must be specified with painted steel lockbar.
- Laminate fronts can be specified with a painted steel or laminate lockbar.
- Wood fronts can be specified with a painted steel or wood lockbar.
- Optional drawer pulls include Ellipse, Radius, Taper, Crescent, Linear, Classic and J-Pull.
 - Crescent (7) and Classic (9) pulls are brushed nickel.
 - Ellipse (1) and Radius (2) pulls available in limited colors (see specification).
 - Taper (3) and J-Pull (J, K) match case color.
 - Linear pulls available:
 - Painted (P); finish specification required.
 - Satin nickel (8); no specification required.
- Drawers have full extension steel ball-bearing slides.
- Drawer interiors and accessories are black finish color.
- Single lock secures all drawers.
- Lock plug is available in black or chrome.
- For lock options, refer to Lock Program section of the Accessories Price List.
- Glides provide 1.5"(38mm) adjustment range.

Specification Tips

- Must be attached under a worksurface 20"(508mm)D or deeper.
- When using lateral file to support one end of a worksurface in a panel system application, secure the worksurface to the panel using a corner bracket or cantilever; specified separately.
- When attaching a panel-hung worksurface up to 2"(51mm) higher than standard mounting height, use a worksurface height adjustment kit, specified separately.
- Additional accessories are available and can be specified separately.

To Order, Specify:

1) Product number, including:

1 Front/Lockbar Option:

Painted Steel Drawer Fronts

- S** Painted Steel Front/Painted Steel Lockbar

Laminate Drawer Fronts

- L** HPL Fronts/Painted Steel Lockbar
- T** HPL Fronts/HPL Lockbar (add **\$75.59** list)

Wood Drawer Fronts

- W** Wood Fronts/Painted Steel Lockbar
- R** Wood Fronts/Wood Lockbar (add **\$146.10** list)

2 Pull Option:

- 9** Classic (add **\$52.15** list)
- 7** Crescent (add **\$42.50** list)
- 1** Ellipse¹
- J** J-Pull (Steel Fronts)
- K** J-Pull (HPL and Wood Fronts) (add **\$170.94** list)
- P** Linear - Painted²
- 8** Linear - Satin Nickel
- 2** Radius³ (add **\$42.50** list)
- 3** Taper

- 2) Trim color for case and steel drawer fronts.
- 3) Pull trim color (Ellipse, Radius and painted Linear only).
- 4) Drawer front HPL or wood finish (if applicable).
- 5) HPL edge color (if applicable).
- 6) Lock Plug color.




- ¹Beige (TR-R)
- Chalk (TR-AK)
- Charcoal (TR-K)
- Graphite (TR-J)
- Gray Tone (TR-G)
- Putty (TR-AA)
- Smoke (TR-E)

²All powdercoat finishes.

- ³Dark Bronze Metallic (TR-DM)
- Metallic Gunmetal (TR-MG)
- Metallic Champagne (TR-MC)
- Metallic Silver (TR-LE)

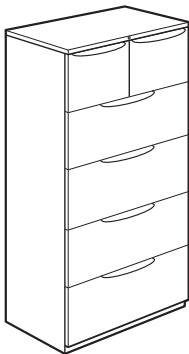
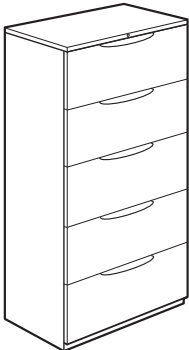
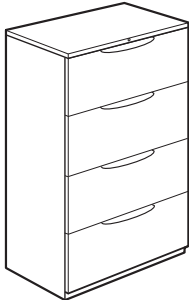
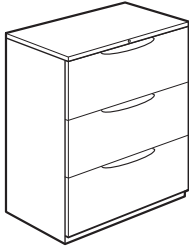
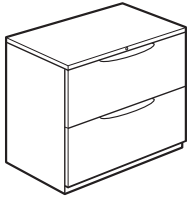
Lateral Files — Attached

Proud Style

Actual Depth	Actual Width	Number ①②	Fronts Painted Trim		Fronts HPL A Trim		Fronts HPL B Trim		Fronts Wood A Trim		Fronts Wood B Trim	
			A	B	A	B	A	B	A	B	A	B
2H, 27.5"(699mm)												
18.75" (476mm)	29.885" (759mm)	JLPD-0230-  A	\$1364.04	\$1500.78	\$1614.61	\$1715.37	\$1793.38	\$1894.14	\$1682.55	\$1783.31	\$1745.57	\$1846.33
18.75" (476mm)	35.885" (911mm)	JLPD-0236-  A	\$1594.37	\$1749.11	\$1877.34	\$1988.89	\$2058.69	\$2170.24	\$1975.90	\$2087.45	\$2047.88	\$2159.43
18.75" (476mm)	41.885" (1064mm)	JLPD-0242-  A	\$1824.70	\$1997.44	\$2140.07	\$2262.41	\$2324.00	\$2446.34	\$2269.25	\$2391.59	\$2350.19	\$2472.53

Lateral Files — Freestanding

Proud Style



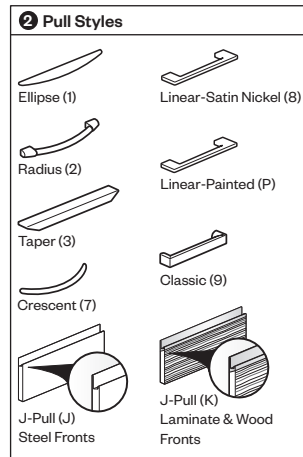
JLPD-S1
Class FM

Features

- Includes factory-installed counterweight.
- Each 12"(305mm)H drawer includes side-to-side hanging bars that accommodate letter, legal, EDP, international A4, and foolscap suspended file folders.
- Drawer front options include painted, high-pressure laminate (HPL), or wood.
- Painted fronts must be specified with painted steel lockbar.
- Laminate fronts can be specified with a painted steel or laminate lockbar.
- Wood fronts can be specified with a painted steel or wood lockbar.
- Optional drawer pulls include Ellipse, Radius, Taper, Crescent, Linear, Classic and J-Pull.
 - Crescent (7) and Classic (9) pulls are brushed nickel.
 - Ellipse (1) and Radius (2) pulls available in limited colors (see specification).
 - Taper (3) and J-Pull (J, K) match case color.
 - Linear pulls available:
 - Painted (P); finish specification required.
 - Satin nickel (8); no specification required.
- Drawers have full extension steel ball-bearing slides.
- Drawer interiors and accessories are black finish color.
- Single lock secures all drawers.
- Lock plug is available in black or chrome.
- For lock options, refer to Lock Program section of the Accessories Price List.
- Glides provide 1.5"(38mm) adjustment range.

Specification Tips

- A separately specified counterweight is recommended for 3H, 4H and 5H when lateral file is not ganged to another file or anchored to a fixed object.
- To see into the top drawer a person must be at least 5'9" or use a step stool. As an alternative, consider a 5H unit with hinged doors, sliding doors, or receding door in the top position.
- Additional accessories are available and can be specified separately.
- 5H hinged door section accommodates standard height binders.



To Order, Specify:

1) Product number, including:

1 Front/Lockbar Option:

Painted Steel Drawer Fronts

S Painted Steel Front/Painted Steel Lockbar

Laminate Drawer Fronts

L HPL Fronts/Painted Steel Lockbar

T HPL Fronts/HPL Lockbar (add **\$75.59** list)

Wood Drawer Fronts

W Wood Fronts/Painted Steel Lockbar

R Wood Fronts/Wood Lockbar (add **\$146.10** list)

2 Pull Option:

9 Classic (add **\$52.15** list)

7 Crescent (add **\$42.50** list)

1 Ellipse¹

J J-Pull (Steel Fronts)

K J-Pull (HPL and Wood Fronts) (add **\$170.94** list)

P Linear - Painted²

8 Linear - Satin Nickel

2 Radius³ (add **\$42.50** list)

3 Taper

2) Trim color for case and steel drawer fronts.

3) Pull trim color (Ellipse, Radius and painted Linear only).

4) Drawer front HPL or wood finish (if applicable).

5) HPL edge color (if applicable).

6) Lock Plug color.

¹Beige (TR-R)

Chalk (TR-AK)

Charcoal (TR-K)

Graphite (TR-J)

Gray Tone (TR-G)

Putty (TR-AA)

Smoke (TR-E)

²All powdercoat finishes.

³Dark Bronze Metallic (TR-DM)

Metallic Gunmetal (TR-MG)

Metallic Champagne (TR-MC)

Metallic Silver (TR-LE)

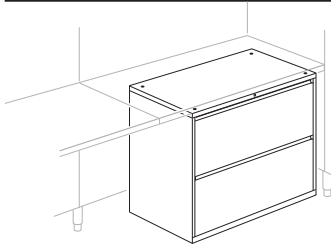
Lateral Files — Freestanding

Proud Style

Actual Depth	Actual Width	Number ①②	Fronts Painted Trim		Fronts HPL A Trim		Fronts HPL B Trim		Fronts Wood A Trim		Fronts Wood B Trim	
			A	B	A	B	A	B	A	B	A	B
2H, 27.5"(699mm) - Two 12"(305mm) Drawers												
18.755" (476mm)	29.885" (759mm)	JLPD-0230-	\$1563.79	\$1700.53	\$1814.36	\$1915.12	\$1993.13	\$2093.89	\$1882.30	\$1983.06	\$1945.32	\$2046.08
18.75" (476mm)	35.885" (911mm)	JLPD-0236-	\$1833.72	\$1988.46	\$2116.69	\$2228.24	\$2298.04	\$2409.59	\$2215.25	\$2326.80	\$2287.23	\$2398.78
18.75" (476mm)	41.885" (1064mm)	JLPD-0242-	\$2103.65	\$2276.39	\$2419.02	\$2541.36	\$2602.95	\$2725.29	\$2548.20	\$2670.54	\$2629.14	\$2751.48
3H, 39.5"(1003mm) - Three 12"(305mm) Drawers												
18.75" (476mm)	29.885" (759mm)	JLPD-0330-	\$1839.24	\$2026.40	\$2221.14	\$2357.91	\$2541.83	\$2678.60	\$2409.71	\$2546.48	\$2481.69	\$2618.46
18.75" (476mm)	35.885" (911mm)	JLPD-0336-	\$2128.96	\$2341.28	\$2557.63	\$2708.77	\$2882.08	\$3033.22	\$2789.38	\$2940.52	\$2861.36	\$3012.50
18.75" (476mm)	41.885" (1064mm)	JLPD-0342-	\$2418.68	\$2656.16	\$2894.12	\$3059.63	\$3222.33	\$3387.84	\$3169.05	\$3334.56	\$3241.03	\$3406.54
4H, 51.5"(1308mm) - Four 12"(305mm) Drawers												
18.75" (476mm)	29.885" (759mm)	JLPD-0430-	\$2314.44	\$2551.94	\$2692.79	\$2865.53	\$2997.37	\$3170.11	\$2879.48	\$3052.22	\$2974.83	\$3147.57
18.75" (476mm)	35.885" (911mm)	JLPD-0436-	\$2724.76	\$2992.86	\$3158.91	\$3349.64	\$3467.95	\$3658.68	\$3397.77	\$3588.50	\$3503.92	\$3694.65
18.75" (476mm)	41.885" (1064mm)	JLPD-0442-	\$3135.08	\$3433.78	\$3625.03	\$3833.75	\$3938.53	\$4147.25	\$3916.06	\$4124.78	\$4033.01	\$4241.73
5H, 63.5"(1613mm) - Five 12"(305mm) Drawers												
18.75" (476mm)	29.885" (759mm)	JLPD-0530-	\$2789.64	\$3077.55	\$3374.91	\$3580.05	\$3915.21	\$4120.35	\$3752.41	\$3957.55	\$3887.36	\$4092.50
18.75" (476mm)	35.885" (911mm)	JLPD-0536-	\$3275.53	\$3601.22	\$3954.40	\$4181.14	\$4502.17	\$4728.91	\$4418.25	\$4644.99	\$4553.20	\$4779.94
18.75" (476mm)	41.885" (1064mm)	JLPD-0542-	\$3761.42	\$4124.89	\$4533.89	\$4782.23	\$5089.13	\$5337.47	\$5084.09	\$5332.43	\$5219.04	\$5467.38
5H, 63.5"(1613mm) - Hinged Door on Top/Four 12"(305mm) Drawers												
18.75" (476mm)	29.885" (759mm)	JLPS-0530-	\$2789.64	\$3077.55	\$3412.72	\$3617.86	\$3993.83	\$4198.97	\$3824.38	\$4029.52	\$3943.15	\$4148.29
18.75" (476mm)	35.885" (911mm)	JLPS-0536-	\$3322.28	\$3647.97	\$4008.38	\$4235.12	\$4594.49	\$4821.23	\$4479.40	\$4706.14	\$4616.14	\$4842.88
18.75" (476mm)	41.885" (1064mm)	JLPS-0542-	\$3854.92	\$4218.39	\$4604.04	\$4852.38	\$5195.15	\$5443.49	\$5134.42	\$5382.76	\$5289.13	\$5537.47

Lateral Files — Attached

2H – Inset Style



JLRD-SJA
Class FM

Features

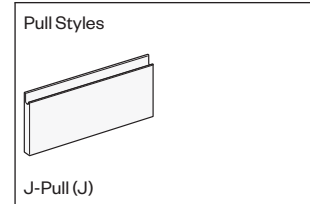
- Includes attachment hardware.
- Each 12"(305mm)H drawer includes side-to-side hanging bars that accommodate letter, legal, EDP, international A4, and foolscap suspended file folders.
- Optional drawer pulls include J-Pull and pull trim color matches case color.
- Drawers have full extension steel ball-bearing slides.
- Drawer interiors and accessories are black finish color.
- Single lock secures all drawers.
- Lock plug is available in black or chrome.
- For lock options, refer to Lock Program section of the Accessories Price List.
- Glides provide 1.5"(38mm) adjustment range.

Specification Tips

- Must be attached under a worksurface 20"(508mm)D or deeper.
- When using lateral file to support one end of a worksurface in a panel system application, secure the worksurface to the panel using a corner bracket or cantilever; specified separately.
- When attaching a panel-hung worksurface up to 2"(51mm) higher than standard mounting height, use a worksurface height adjustment kit, specified separately.
- Additional accessories are available and can be specified separately.



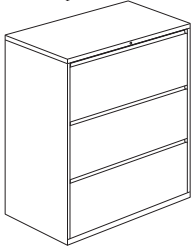
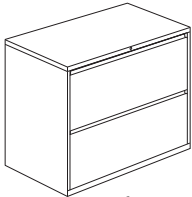
To Order, Specify:

- 1) Product number.
- 2) Trim color for drawer fronts and case.
- 3) Trim color for lock plug.




Actual Height	Actual Depth	Actual Width	Number	Trim A	B
27.5"(699mm)	18"(457mm)	29.885"(759mm)	JLRD-0230-SJA	\$1468.34	\$1605.08
		35.885"(911mm)	JLRD-0236-SJA	1698.67	1853.41
		41.885"(1064mm)	JLRD-0242-SJA	1929.00	2101.74

Lateral Files — Freestanding Inset Style



JLRD-SJ



JLRC-SJ
Class FM

Features

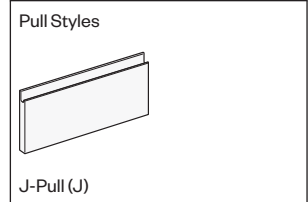
- Includes factory-installed counterweight.
- Each 12"(305mm)H drawer includes side-to-side hanging bars that accommodate letter, legal, EDP, international A4, and foolscap suspended file folders.
- 5H receding door section can be specified with a stationary or pull-out shelf.
- Optional drawer pulls include J-Pull and pull trim color matches case color.
- Drawers have full extension steel ball-bearing slides.
- Drawer interiors and accessories are black finish color.
- Single lock secures all drawers.
- Lock plug is available in black or chrome.
- For lock options, refer to Lock Program section of the Accessories Price List.
- Glides provide 1.5"(38mm) adjustment range.

Specification Tips

- A separately specified counterweight is recommended for 3H, 4H and 5H when lateral file is not ganged to another file or anchored to a fixed object.
- To see into the top drawer a person must be at least 5'9" or use a step stool. As an alternative, consider a 5H unit with hinged doors, sliding doors, or receding door in the top position.
- Receding door section does not accommodate standard-height binders.
- Additional accessories are available and can be specified separately.

To Order, Specify:

- 1) Product number.
- 2) Trim color for drawer fronts and case.
- 3) Trim color for lock plug.



Actual Height	Actual Depth	Actual Width	Number	Trim A	B
2H, 27.5"(699mm) - Two 12"(305mm) Drawers					
27.5"(699mm)	18"(457mm)	29.885"(759mm)	JLRD-0230-SJ	\$ 1668.09	\$ 1804.83
		35.885"(911mm)	JLRD-0236-SJ	1938.02	2092.76
		41.885"(1064mm)	JLRD-0242-SJ	2207.95	2380.69
3H, 39.5"(1003mm) - Three 12"(305mm) Drawers					
39.5"(1003mm)	18"(457mm)	29.885"(759mm)	JLRD-0330-SJ	\$ 1995.69	\$ 2182.85
		35.885"(911mm)	JLRD-0336-SJ	2285.41	2497.73
		41.885"(1064mm)	JLRD-0342-SJ	2575.13	2812.61
4H, 51.5"(1308mm) - Four 12"(305mm) Drawers					
51.5"(1308mm)	18"(457mm)	29.885"(759mm)	JLRD-0430-SJ	\$ 2523.04	\$ 2760.54
		35.885"(911mm)	JLRD-0436-SJ	2933.36	3201.46
		41.885"(1064mm)	JLRD-0442-SJ	3343.68	3642.38
5H, 63.5"(1613mm) - Five 12"(305mm) Drawers					
63.5"(1613mm)	18"(457mm)	29.885"(759mm)	JLRD-0530-SJ	\$3050.39	\$3338.30
		35.885"(911mm)	JLRD-0536-SJ	3536.28	3861.97
		41.885"(1064mm)	JLRD-0542-SJ	4022.17	4385.64
5H, 63.5"(1613mm) - 12" Receding Door on Top with Stationary Shelf/Four 12"(305mm) Drawers					
63.5"(1613mm)	18"(457mm)	29.885"(759mm)	JLRC-0530-SJ	\$3050.39	\$3338.30
		35.885"(911mm)	JLRC-0536-SJ	3599.25	3924.94
		41.885"(1064mm)	JLRC-0542-SJ	4148.11	4511.58
5H, 63.5"(1613mm) - 12" Receding Door on Top with Pull Out Shelf/Four 12"(305mm) drawers					
63.5"(1613mm)	18"(457mm)	29.885"(759mm)	JLRR-0530-SJ	\$3050.39	\$3338.30
		35.885"(911mm)	JLRR-0536-SJ	3599.25	3924.94
		41.885"(1064mm)	JLRR-0542-SJ	4148.11	4511.58

Lateral File Tops

Laminate for use with Proud Style Fronts

File Top



JTPL-1830
Class FM

Features

- Includes top and attachment hardware.
- Intended for use on single files with proud style fronts.
- 1.18"(30mm) thick high-pressure laminate (HPL) top has 3mm edgeband on the front and back edges, 1mm edgeband on the sides.

Specification Tips

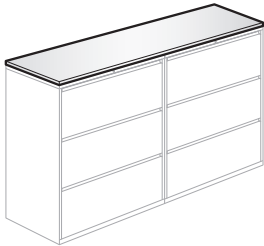
- Top attaches to metal file top with fasteners. Field drilling is required.

To Order, Specify:

- 1) Product number.
- 2) Laminate color.
- 3) Edge trim color.

Depth	Width	Number	HPL		
			A	B	E
18.75"(476mm)	30"(762mm)	JTPL-1830-JYJYS	\$454.25	\$490.93	\$600.61
	36"(914mm)	JTPL-1836-JYJYS	524.15	566.43	710.71
	42"(1067mm)	JTPL-1842-JYJYS	594.05	641.93	820.81

Common File Top



JTPL-1860

Features

- Includes top and attachment hardware.
- Intended for use on multiple files with proud style fronts.
- 37.5"(953mm)D top is intended for back-to-back file applications.
- 1.18"(30mm) thick high-pressure laminate (HPL) top has 3mm edgeband on the front and back edges, 1mm edgeband on the sides.

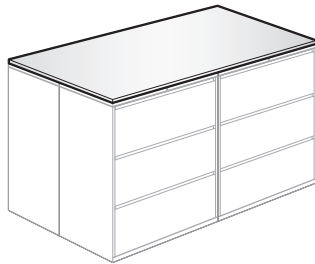
Specification Tips

- Top attaches to metal file top with fasteners. Field drilling is required.
- Designed to be used on X Series lateral files with proud style fronts or 18.75"(476mm)D storage runs.
- Common tops are designed to span a maximum of 3 units. If spanning more than 3 units, please contact Tailored Solutions to order the correct dimensions.

To Order, Specify:

- 1) Product number.
- 2) Laminate color.
- 3) Edge trim color.

Depth	Width	Number	HPL		
			A	B	E
18.75"(476mm)	60"(1524mm)	JTPL-1860-JYJYS	\$ 803.75	\$ 868.43	\$ 1151.11
	66"(1676mm)	JTPL-1866-JYJYS	873.65	943.93	1261.21
	72"(1829mm)	JTPL-1872-JYJYS	943.55	1019.43	1371.31
	78"(1981mm)	JTPL-1878-JYJYS	1013.45	1094.93	1481.41
	84"(2134mm)	JTPL-1884-JYJYS	1083.35	1170.43	1591.51
	90"(2286mm)	JTPL-1890-JYJYS	1153.25	1245.93	1701.61
	96"(2438mm)	JTPL-1896-JYJYS	1223.15	1321.43	1811.71
	102"(2591mm)	JTPL-18A2-JYJYS	1293.05	1396.93	1921.81
	108"(2743mm)	JTPL-18A8-JYJYS	1362.95	1472.43	2031.91
	114"(2896mm)	JTPL-18B4-JYJYS	1432.85	1547.93	2142.01
37.5"(953mm)	120"(3048mm)	JTPL-18C0-JYJYS	1502.75	1623.43	2252.11
	30"(762mm)	JTPL-3630-JYJYS	\$ 768.73	\$ 830.59	\$ 1095.94
	36"(914mm)	JTPL-3636-JYJYS	908.53	981.59	1316.14
	42"(1067mm)	JTPL-3642-JYJYS	1048.33	1132.59	1536.34
	60"(1524mm)	JTPL-3660-JYJYS	1467.73	1585.59	2196.94
	66"(1676mm)	JTPL-3666-JYJYS	1607.53	1736.59	2417.14
	72"(1829mm)	JTPL-3672-JYJYS	1747.33	1887.59	2637.34
	78"(1981mm)	JTPL-3678-JYJYS	1887.13	2038.59	2857.54
	84"(2134mm)	JTPL-3684-JYJYS	2026.93	2189.59	3077.74
	90"(2286mm)	JTPL-3690-JYJYS	2166.73	2340.59	3297.94
	96"(2438mm)	JTPL-3696-JYJYS	2306.53	2491.59	3518.14
	102"(2591mm)	JTPL-36A2-JYJYS	2446.33	2642.59	3738.34
	108"(2743mm)	JTPL-36A8-JYJYS	2586.13	2793.59	3958.54
	114"(2896mm)	JTPL-36B4-JYJYS	2725.93	2944.59	4178.74
	120"(3048mm)	JTPL-36C0-JYJYS	2865.73	3095.59	4398.94

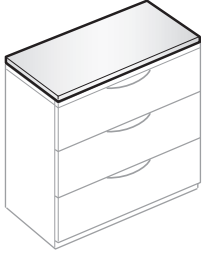


JTPL-3660
Class FM

Lateral File Tops

Wood for use with Proud Style Fronts

File Top



JTPW-1830
Class FM

Features

- Includes wood top and attachment hardware.
- Intended for use on single files with proud style fronts.
- 1.18"(30mm) thick wood veneer top has 3mm edgeband on the front and back edges, 1mm edgeband on the sides.

Specification Tips

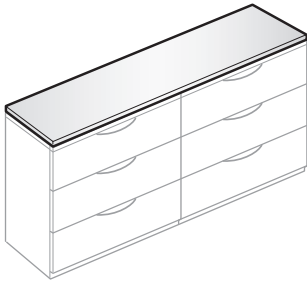
- Top attaches to metal file top with fasteners. Field drilling is required.
- Designed to be used on X Series lateral files with proud style fronts only.

To Order, Specify:

- 1) Product number.
- 2) Wood finish color.

Depth	Width	Number	Wood	
			A	B
18.75"(476mm)	30"(762mm)	JTPW-1830-KXKXS	\$ 847.37	\$ 856.10
	36"(914mm)	JTPW-1836-KXKXS	941.71	967.90
	42"(1067mm)	JTPW-1842-KXKXS	1036.05	1079.70

Common File Top



JTPW-1860

Features

- Includes wood top and attachment hardware.
- Intended for use on multiple files with proud style fronts.
- 37.5"(953mm)D top is intended for back-to-back file applications.
- 1.18"(30mm) thick wood veneer top has 3mm edgeband on the front and back edges, 1mm edgeband on the sides.

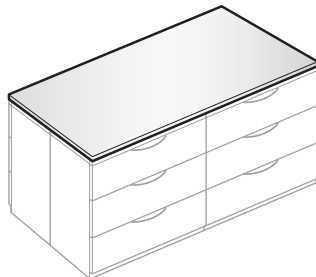
Specification Tips

- Top attaches to metal file top with fasteners. Field drilling is required.
- Designed to be used on X Series lateral files with proud style fronts only.
- Common tops are designed to span a maximum of 3 units. If spanning more than 3 units, please contact Tailored Solutions to order the correct dimensions.

To Order, Specify:

- 1) Product number.
- 2) Wood finish color.

Depth	Width	Number	Wood	
			A	B
18.75"(476mm)	60"(1524mm)	JTPW-1860-KXKXS	\$ 1319.07	\$ 1415.10
	66"(1676mm)	JTPW-1866-KXKXS	1413.41	1526.90
	72"(1829mm)	JTPW-1872-KXKXS	1507.75	1638.70
	78"(1981mm)	JTPW-1878-KXKXS	1602.09	1750.50
	84"(2134mm)	JTPW-1884-KXKXS	1696.43	1862.30
	90"(2286mm)	JTPW-1890-KXKXS	1790.77	1974.10
	96"(2438mm)	JTPW-1896-KXKXS	1885.11	2085.90
	102"(2591mm)	JTPW-18A2-KXKXS	1979.45	2197.70
	108"(2743mm)	JTPW-18A8-KXKXS	2073.79	2309.50
	114"(2896mm)	JTPW-18B4-KXKXS	2168.13	2421.30
	120"(3048mm)	JTPW-18C0-KXKXS	2262.47	2533.10
	37.5"(953mm)	30"(762mm)	JTPW-3630-KXKXS	\$ 1284.17
36"(914mm)		JTPW-3636-KXKXS	1472.85	1551.43
42"(1067mm)		JTPW-3642-KXKXS	1661.53	1775.03
60"(1524mm)		JTPW-3660-KXKXS	2227.57	2445.83
66"(1676mm)		JTPW-3666-KXKXS	2416.25	2669.43
72"(1829mm)		JTPW-3672-KXKXS	2604.93	2893.03
78"(1981mm)		JTPW-3678-KXKXS	2793.61	3116.63
84"(2134mm)		JTPW-3684-KXKXS	2982.29	3340.23
90"(2286mm)		JTPW-3690-KXKXS	3170.97	3563.83
96"(2438mm)		JTPW-3696-KXKXS	3359.65	3787.43
102"(2591mm)		JTPW-36A2-KXKXS	3548.33	4011.03
108"(2743mm)		JTPW-36A8-KXKXS	3737.01	4234.63
114"(2896mm)	JTPW-36B4-KXKXS	3925.69	4458.23	
120"(3048mm)	JTPW-36C0-KXKXS	4114.37	4681.83	



JTPW-3660
Class FM

Lateral File Tops

Laminate for use with Inset Style Fronts

File Top



JTRL-1830
Class FM

Features

- Includes laminate top and attachment hardware.
- Intended for use on single files with inset style fronts.
- 1.18"(30mm) thick high-pressure laminate (HPL) top has 3mm edgeband on the front and back edges, 1mm edgeband on the sides.

Specification Tips

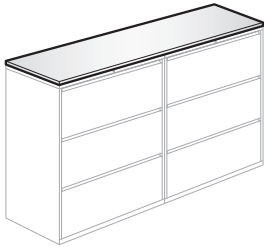
- Top attaches to metal file top with fasteners. Field drilling is required.
- Designed to be used on X Series lateral files with inset style fronts only.

To Order, Specify:

- 1) Product number.
- 2) Laminate color.
- 3) Edge trim color.

Depth	Width	Number	HPL		
			A	B	E
18"(457mm)	30"(762mm)	JTRL-1830-JYJYS	\$454.25	\$490.93	\$600.61
	36"(914mm)	JTRL-1836-JYJYS	524.15	566.43	710.71
	42"(1067mm)	JTRL-1842-JYJYS	594.05	641.93	820.81

Common File Top



JTRL-1860

Features

- Includes laminate top and attachment hardware.
- Intended for use on multiple files with inset style fronts.
- 36"(914mm)D top is intended for back-to-back file applications.
- 1.18"(30mm) thick high-pressure laminate (HPL) top has 3mm edgeband on the front and back edges, 1mm edgeband on the sides.

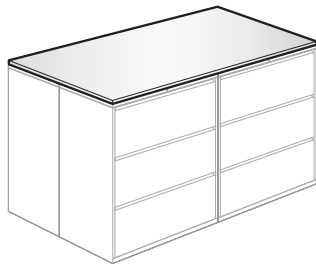
Specification Tips

- Top attaches to metal file top with fasteners. Field drilling is required.
- Designed to be used on X Series lateral files with inset style fronts only.
- Common tops are designed to span a maximum of 3 units. If spanning more than 3 units, please contact Tailored Solutions to order the correct dimensions.

To Order, Specify:

- 1) Product number.
- 2) Laminate color.
- 3) Edge trim color.

Depth	Width	Number	HPL		
			A	B	E
18"(457mm)	60"(1524mm)	JTRL-1860-JYJYS	\$ 803.75	\$ 868.43	\$ 1151.11
	66"(1676mm)	JTRL-1866-JYJYS	873.65	943.93	1261.21
	72"(1829mm)	JTRL-1872-JYJYS	943.55	1019.43	1371.31
	78"(1981mm)	JTRL-1878-JYJYS	1013.45	1094.93	1481.41
	84"(2134mm)	JTRL-1884-JYJYS	1083.35	1170.43	1591.51
	90"(2286mm)	JTRL-1890-JYJYS	1153.25	1245.93	1701.61
	96"(2438mm)	JTRL-1896-JYJYS	1223.15	1321.43	1811.71
	102"(2591mm)	JTRL-18A2-JYJYS	1293.05	1396.93	1921.81
	108"(2743mm)	JTRL-18A8-JYJYS	1362.95	1472.43	2031.91
	114"(2896mm)	JTRL-18B4-JYJYS	1432.85	1547.93	2142.01
	120"(3048mm)	JTRL-18C0-JYJYS	1502.75	1623.43	2252.11
36"(914mm)	30"(762mm)	JTRL-3630-JYJYS	\$ 768.73	\$ 830.59	\$ 1095.94
	36"(914mm)	JTRL-3636-JYJYS	908.53	981.59	1316.14
	42"(1067mm)	JTRL-3642-JYJYS	1048.33	1132.59	1536.34
	60"(1524mm)	JTRL-3660-JYJYS	1467.73	1585.59	2196.94
	66"(1676mm)	JTRL-3666-JYJYS	1607.53	1736.59	2417.14
	72"(1829mm)	JTRL-3672-JYJYS	1747.33	1887.59	2637.34
	78"(1981mm)	JTRL-3678-JYJYS	1887.13	2038.59	2857.54
	84"(2134mm)	JTRL-3684-JYJYS	2026.93	2189.59	3077.74
	90"(2286mm)	JTRL-3690-JYJYS	2166.73	2340.59	3297.94
	96"(2438mm)	JTRL-3696-JYJYS	2306.53	2491.59	3518.14
	102"(2591mm)	JTRL-36A2-JYJYS	2446.33	2642.59	3738.34
	108"(2743mm)	JTRL-36A8-JYJYS	2586.13	2793.59	3958.54
	114"(2896mm)	JTRL-36B4-JYJYS	2725.93	2944.59	4178.74
	120"(3048mm)	JTRL-36C0-JYJYS	2865.73	3095.59	4398.94



JTRL-3660
Class FM

Lateral File Tops

Wood for use with Inset Style Fronts

File Top



JTRW-1830
Class FM

Features

- Includes wood top and attachment hardware.
- Intended for use on single files with inset style fronts.
- 1.18"(30mm) thick wood veneer top has 3mm edgeband on the front and back edges, 1mm edgeband on the sides.

Specification Tips

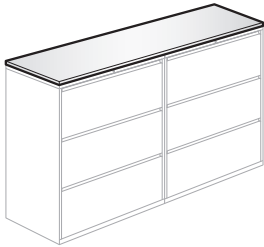
- Top attaches to metal file top with fasteners. Field drilling is required.
- Designed to be used on X Series lateral files with inset style fronts only.

To Order, Specify:

- 1) Product number.
- 2) Wood finish color.

Depth	Width	Number	Wood	
			A	B
18"(457mm)	30"(762mm)	JTRW-1830-KXKXS	\$ 847.37	\$ 856.10
	36"(914mm)	JTRW-1836-KXKXS	941.71	967.90
	42"(1067mm)	JTRW-1842-KXKXS	1036.05	1079.70

Common File Top



JTRW-1860

Features

- Includes wood top and attachment hardware.
- Intended for use on multiple files with inset style fronts.
- 36"(914mm)D top is intended for back-to-back file applications.
- 1.18"(30mm) thick wood veneer top has 3mm edgeband on the front and back edges, 1mm edgeband on the sides.

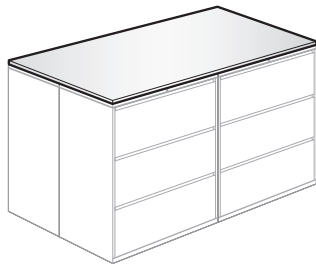
Specification Tips

- Top attaches to metal file top with fasteners. Field drilling is required.
- Designed to be used on X Series lateral files with inset style fronts only.
- Common tops are designed to span a maximum of 3 units. If spanning more than 3 units, please contact Tailored Solutions to order the correct dimensions.

To Order, Specify:

- 1) Product number.
- 2) Wood finish color.

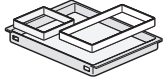
Depth	Width	Number	Wood	
			A	B
18"(457mm)	60"(1524mm)	JTRW-1860-KXKXS	\$ 1319.07	\$ 1415.10
	66"(1676mm)	JTRW-1866-KXKXS	1413.41	1526.90
	72"(1829mm)	JTRW-1872-KXKXS	1507.75	1638.70
	78"(1981mm)	JTRW-1878-KXKXS	1602.09	1750.50
	84"(2134mm)	JTRW-1884-KXKXS	1696.43	1862.30
	90"(2286mm)	JTRW-1890-KXKXS	1790.77	1974.10
	96"(2438mm)	JTRW-1896-KXKXS	1885.11	2085.90
	102"(2591mm)	JTRW-18A2-KXKXS	1979.45	2197.70
	108"(2743mm)	JTRW-18A8-KXKXS	2073.79	2309.50
	114"(2896mm)	JTRW-18B4-KXKXS	2168.13	2421.30
	120"(3048mm)	JTRW-18C0-KXKXS	2262.47	2533.10
36"(914mm)	30"(762mm)	JTRW-3630-KXKXS	\$ 1284.17	\$ 1327.83
	36"(914mm)	JTRW-3636-KXKXS	1472.85	1551.43
	42"(1067mm)	JTRW-3642-KXKXS	1661.53	1775.03
	60"(1524mm)	JTRW-3660-KXKXS	2227.57	2445.83
	66"(1676mm)	JTRW-3666-KXKXS	2416.25	2669.43
	72"(1829mm)	JTRW-3672-KXKXS	2604.93	2893.03
	78"(1981mm)	JTRW-3678-KXKXS	2793.61	3116.63
	84"(2134mm)	JTRW-3684-KXKXS	2982.29	3340.23
	90"(2286mm)	JTRW-3690-KXKXS	3170.97	3563.83
	96"(2438mm)	JTRW-3696-KXKXS	3359.65	3787.43
	102"(2591mm)	JTRW-36A2-KXKXS	3548.33	4011.03
	108"(2743mm)	JTRW-36A8-KXKXS	3737.01	4234.63
	114"(2896mm)	JTRW-36B4-KXKXS	3925.69	4458.23
	120"(3048mm)	JTRW-36C0-KXKXS	4114.37	4681.83



JTRW-3660
Class FM

Accessories

PDA Tray



KJTY-12
Class YA

Features

- Includes one rectangular PDA tray, one small ring, and one large ring.
- PDA Tray:
 - Outside dimensions - 1.38"(35mm)H x 11.75"(298mm)W x 16.12"(409mm)L
 - Inside dimensions - 1.25"(32mm)H x 11.5"(292mm)W x 12.87"(327mm)L
- Small ring:
 - Outside dimensions - 1"(25mm)H x 5.55"(141mm)W x 5.55"(141mm)L
- Large ring:
 - Outside dimensions - 1"(25mm)H x 5.98"(152mm)W x 11.43"(290mm)L
- PDA Tray has cutouts to allow for low voltage cable management.
- PDA Tray and rings are plastic.
- Standard in black.

Specification Tips

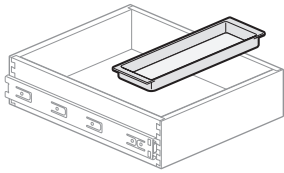
- PDA Tray designed to be used as a stand alone accessory in X Series, Masters Series and Compose Storage file drawers.
- Designed to slide side-to-side along the hanging bars in file drawers, allowing access to drawer contents below the PDA Tray.
- Files cannot be hung in lateral file drawers when using the PDA Tray.

To Order, Specify:

- 1) Product number.
(No finish specification required.)

	Number	Price
	KJTY-12	\$54.27

Personal Tray



KJTY-10
Class YA – GSA: Open Market

Features

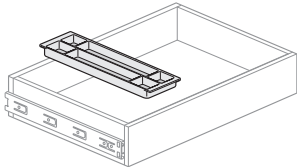
- Includes one rectangle plastic tray.
 - Outside dimensions: 1.38"(35mm)H x 5.88"(149mm)W x 12.87"(327mm)L
 - Inside dimensions: 1.25"(32mm)H x 5.63"(143mm)W x 11.5"(292mm)L
- Can be used as a freestanding accessory in X Series lateral files, X Series Pedestal, Masters Series Pedestal and Compose Storage Pedestal.
- Standard in black.

To Order, Specify:

- 1) Product number.
(No finish specification required.)

Height	Depth	Width	Number	Price
1.38"(35mm)	5.88"(149mm)	12.87"(327mm)	KJTY-10	\$46.21

Pencil Tray



KJTY-9
Class YA

Features

- Includes one plastic tray.
- Suspends from X Series hanging bars; Masters Series 6"(152mm) drawer.
- Standard in black.

To Order, Specify:

- 1) Product number.
(No finish specification required.)

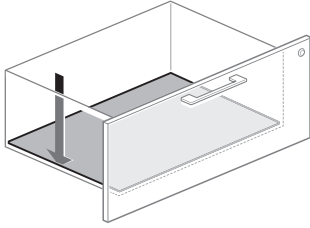
Specification Tip

- Files cannot be hung in X Series lateral file drawers when using the Pencil Tray.

Height	Depth	Width	Number	Price
1.25"(32mm)	5.5"(140mm)	16.3"(414mm)	KJTY-9	\$61.54

Accessories

Drawer Liner



KJFL
Class YA

Features

- Drawer Liner is a soft felt like covering that sits on the bottom of the metal drawer body.
- Liners are dimensioned for specific drawer bodies.
- Standard in Charcoal Gray.

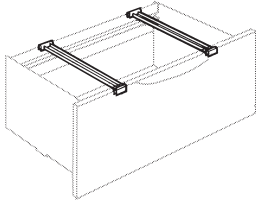
To Order, Specify:

- 1) Product number.
(No finish specification required.)

Description	Number	Price
X Series		
30"(762mm)W File Insert	KJFL-0030-JL	\$45.58
36"(914mm)W File Insert	KJFL-0036-JL	51.27
42"(1067mm)W File Insert	KJFL-0042-JL	56.96
18"(457mm)D Combination Unit Box Drawer	KJFL-0018-JC	34.20
18"(457mm)D Pedestal Box Drawer	KJFL-0018-JP	34.20
24"(610mm)D Pedestal Box Drawer	KJFL-0024-JP	39.89
30"(762mm)D Pedestal Box Drawer	KJFL-0030-JP	45.58

Accessories

Front-to-Back Hanging Bars



JFFA-15
Class FM

Features

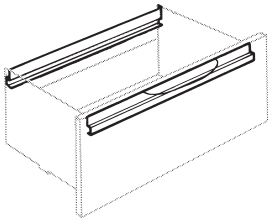
- Includes two front-to-back hanging bars.
- Spans between side-to-side hanging bars in lateral file drawers to convert drawer to front-to-back suspended filing format.
- Rear hanging bars must be set at EDP depth.
- Standard in black finish color only.

To Order, Specify:

- 1) Product number.
(No finish specification required.)

Depth	Number	Price
15.5"(394mm)	JFFA-15	\$50.95

Side-to-Side Hanging Bars



JFHA
Class FM

Features

- Includes two side-to-side hanging bars.
- Standard in black finish color only.

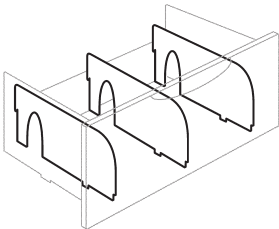
Note: Side-to-side hanging bars ship standard in all lateral file drawers.

To Order, Specify:

- 1) Product number.
(No finish specification required.)

File Width	Number	Price
30"(762mm)	JFHA-30	\$83.24
36"(914mm)	JFHA-36	83.24
42"(1067mm)	JFHA-42	83.24

Dividers



JFDA-15
Class FM

Features

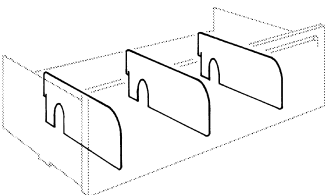
- Includes three dividers that insert into 1"(25mm) incremental slots in bottom and back of file drawer.
- Standard in black finish color only.

To Order, Specify:

- 1) Product number.
(No finish specification required.)

Height	Number	Price
7"(178mm)	JFDA-15	\$53.34

Dividers



LDV
Class FM

Features

- Includes three (3) dividers dimensioned to utilize the full drawer depth.
- Dividers may be used with any file width and can be adjusted at 1"(25mm) increments.
- Standard in black finish color only.

Specification Tip

- LDV-06 can be used in 1.5H Box File drawer.

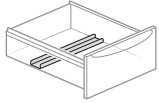
To Order, Specify:

- 1) Product number.
(No color specification required.)

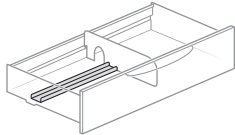
Description	Number	Price
For 9"(229mm)H drawer or shelf	LDV-09	\$79.09
For 6"(152mm)H drawer or shelf	LDV-06	79.09
For 3"(76mm)H drawer or shelf	LDV-03	79.09

Accessories

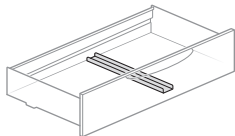
U Channel Divider



KUAU-1203-JP



KUAU-1203-JL



KUAU-1603-JL
Class YA

Feature

- Includes one steel open channel that divides a pedestal box drawer, lateral box drawer, or lateral file drawer.

Specification Tips

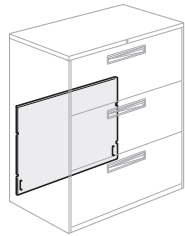
- When placed in pedestal box drawer, U channel divider (KUAU-1203-JP) fits side-to-side.
- When placed in lateral box drawer, U channel divider (KUAU-1203-JL) fits side-to-side with use of drawer divider (LDV-3).
- When placed in lateral box drawer, U channel divider (KUAU-1603-JL) fits front-to-back.

To Order, Specify:

- 1) Product number.
- 2) Trim color.

Actual Height	Actual Width	Actual Length	Number	Trim A	B
Pedestal Box Drawer, Front-to-Back					
1"(25mm)	2.75"(70mm)	11.5"(292mm)	KUAU-1203-JP	\$ 91.16	\$103.04
Lateral Box Drawer, Side-to-Side					
1"(25mm)	2.75"(70mm)	11.875"(302mm)	KUAU-1203-JL	\$ 91.16	\$103.04
Lateral Box Drawer, Front-to-Back					
1"(25mm)	2.75"(70mm)	16.375"(416mm)	KUAU-1603-JL	\$104.60	\$ 119.92

Counterweight



JFWA
Class FM

Features

- Includes counterweight and attachment hardware.
- Required for use with 3H, 4H or 5H freestanding lateral files when not ganged together or anchored to a fixed object.
- Recycled extruded material - black only.
- For use with X and V Series lateral files only.


Note: 2H freestanding lateral files ship standard with installed counterweight.

To Order, Specify:

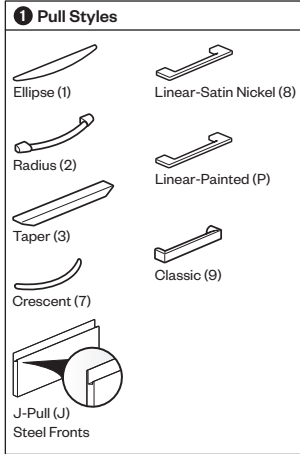
- 1) Product number.
(No finish specification required.)

File Width	Number	Price
30"(762mm)	JFWA-30	\$ 199.48
36"(914mm)	JFWA-36	238.83
42"(1067mm)	JFWA-42	277.93

Filing & Storage with Individually Locking Drawers Attached Pedestal



JPAW-18-S
Class FP



Features

- Includes steel pedestal with individually locking drawers and attachment hardware.
- Optional drawer pulls include Ellipse, Radius, Taper, Crescent, Linear, Classic, and J-Pull.
 - Crescent (7) and Classic (9) pulls are brushed nickel.
 - Ellipse (1) and Radius (2) pulls available in limited colors (see specification).
 - Taper (3) and J-Pull (J, K) match case color.
 - Linear pulls available:
 - Painted (P); finish specification required.
 - Satin nickel (8); no specification required.
- Drawers have full extension steel ball-bearing slides.
- Drawer interiors and accessories are black finish color.
- Pedestal has two locks; left-hand lock secures top file drawer, right-hand lock secures bottom file drawer.
- Lock plugs are available in black or chrome.
- For lock options, refer to Lock Program section of the Accessories Price List.
- Glides provide 1"(25mm) adjustment range.

Specification Tips

- When attaching pedestal to a square edge worksurface, the pedestal depth must be equal to, or less than the worksurface depth.
 - 18"(457mm) square edge worksurface accepts an 18"(457mm)D pedestal
 - 24"(610mm) square edge worksurface accepts an 18"(457mm) or 24"(610mm)D pedestal
 - 30"(762mm) square edge worksurface accepts an 18"(457mm), 24"(610mm), or 30"(762mm)D pedestal
- When attaching pedestal to a knife edge worksurface, the pedestal depth must be at least 6"(152mm) less than worksurface depth.
 - 18"(457mm)D knife edge worksurface will not accept an attached pedestal
 - 24"(610mm)D knife edge worksurface will accept an 18"(457mm)D pedestal
 - 30"(762mm)D knife edge worksurface will accept an 18"(457mm) or 24"(610mm)D pedestal
- When using pedestal to support one end of a worksurface in a panel system application, secure the worksurface to the panel using a corner bracket, cantilever, or pedestal to panel bracket; specified separately.
- When attaching a panel-hung worksurface up to 2"(51mm) higher than standard mounting height, use a worksurface height adjustment kit; specified separately.
- Not for use with 18"(457mm)D worksurface with knife edge.
- 18"(457mm)D pedestal accommodates letter-size filing only.
- Additional accessories are available and can be specified separately.

To Order, Specify:

1) Product number, including:

1 Pull Option:

- 9 Classic (add **\$52.15** list)
- 7 Crescent (add **\$42.50** list)
- 1 Ellipse¹
- J J-Pull (Steel Fronts)
- P Linear - Painted²
- 8 Linear - Satin Nickel
- 2 Radius³ (add **\$42.50** list)
- 3 Taper

- 2) Trim color for drawer front, and case.
- 3) Pull trim color (Ellipse, Radius and painted Linear only).
- 4) Lock Plug color.

- ¹Beige (TR-R)
- Chalk (TR-AK)
- Charcoal (TR-K)
- Graphite (TR-J)
- Gray Tone (TR-G)
- Putty (TR-AA)
- Smoke (TR-E)


²All powdercoat finishes.

- ³Dark Bronze Metallic (TR-DM)
- Metallic Gunmetal (TR-MG)
- Metallic Champagne (TR-MC)
- Metallic Silver (TR-LE)

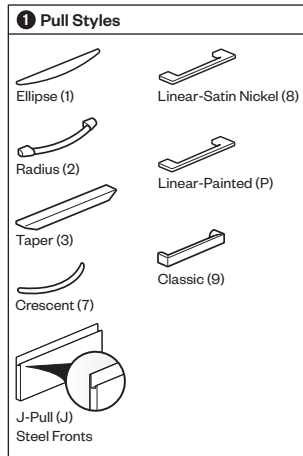
Actual Depth	Actual Width	Number ¹	Trim A	B
27.5"(699mm)H, File/File				
17"(432mm)	15"(381mm)	JPAW-18-S ■	\$930.90	\$1021.10
23"(584mm)	15"(381mm)	JPAW-24-S ■	\$978.22	\$1081.55
29"(737mm)	15"(381mm)	JPAW-30-S ■	\$1025.54	\$1142.00

Filing & Storage with Individually Locking Drawers

Suspended Pedestal



JPHW-18-S
Class FP



Features

- Includes steel pedestal with individually locking drawers and attachment hardware.
- Optional drawer pulls include Ellipse, Radius, Taper, Crescent, Linear, Classic, and J-Pull.
 - Crescent (7) and Classic (9) pulls are brushed nickel.
 - Ellipse (1) and Radius (2) pulls available in limited colors (see specification).
 - Taper (3) and J-Pull (J, K) match case color.
 - Linear pulls available:
 - Painted (P); finish specification required.
 - Satin nickel (8); no specification required.
- Drawers have full extension steel ball-bearing slides.
- Drawer interiors and accessories are black finish color.
- Pedestal has two locks; left-hand lock secures top file drawer, right-hand lock secures bottom file drawer.
- Lock plugs are available in black or chrome.
- For lock options, refer to Lock Program section of the Accessories Price List.

Specification Tips

- When attaching pedestal to a square edge worksurface, the pedestal depth must be equal to, or less than the worksurface depth.
 - 18"(457mm) square edge worksurface accepts an 18"(457mm)D pedestal
 - 24"(610mm) square edge worksurface accepts an 18"(457mm) or 24"(610mm)D pedestal
 - 30"(762mm) square edge worksurface accepts an 18"(457mm), 24"(610mm), or 30"(762mm)D pedestal
- When attaching pedestal to a knife edge worksurface, the pedestal depth must be at least 6"(152mm) less than worksurface depth.
 - 18"(457mm)D knife edge worksurface will not accept a suspended pedestal
 - 24"(610mm)D knife edge worksurface will accept an 18"(457mm)D pedestal
 - 30"(762mm)D knife edge worksurface will accept an 18"(457mm) or 24"(610mm)D pedestal
- For use with Compose, UniGroup, and UniGroup Too systems applications only.
- Not for use with steel casegoods.
- Not for use with 18"(457mm)D worksurface with knife edge.
- 18"(457mm)D pedestal accommodates letter-size filing only.
- Additional accessories are available and can be specified separately.

To Order, Specify:

- Product number, including:
 - Pull Option:**
 - Classic (add **\$52.15** list)
 - Crescent (add **\$42.50** list)
 - Ellipse¹
 - J-Pull (Steel Fronts)
 - Linear - Painted²
 - Linear - Satin Nickel
 - Radius³ (add **\$42.50** list)
 - Taper
 - Trim color for drawer front, and case.
 - Pull trim color (Ellipse, Radius and painted Linear only).
 - Lock Plug color.

- ¹Beige (TR-R)
- Chalk (TR-AK)
- Charcoal (TR-K)
- Graphite (TR-J)
- Gray Tone (TR-G)
- Putty (TR-AA)
- Smoke (TR-E)

²All powdercoat finishes.

- ³Dark Bronze Metallic (TR-DM)
- Metallic Gunmetal (TR-MG)
- Metallic Champagne (TR-MC)
- Metallic Silver (TR-LE)

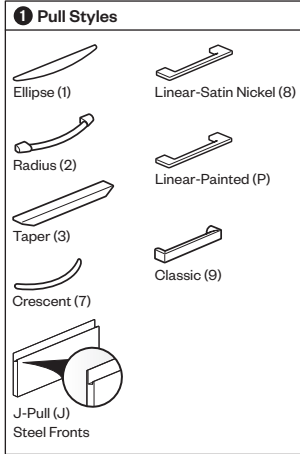
Actual Depth	Actual Width	Number ¹	Trim A	B
27.5"(699mm)H, File/File				
17"(432mm)	15"(381mm)	JPHW-18-S	\$850.13	\$928.85
23"(584mm)	15"(381mm)	JPHW-24-S	\$897.45	\$989.30

Filing & Storage with Individually Locking Drawers

Mobile Pedestal



JPMW-18-S
Class FP



Features

- Includes steel pedestal with individually locking drawers and non-locking casters; two fixed casters in front, and two swivel casters at the back.
- Optional drawer pulls include Ellipse, Radius, Taper, Crescent, Linear, Classic, and J-Pull.
 - Crescent (7) and Classic (9) pulls are brushed nickel.
 - Ellipse (1) and Radius (2) pulls available in limited colors (see specification).
 - Taper (3) and J-Pull (J, K) match case color.
 - Linear pulls available:
 - Painted (P); finish specification required.
 - Satin nickel (8); no specification required.
- Drawers have full extension steel ball-bearing slides.
- Drawer interiors and accessories are black finish color.
- Pedestal has two locks; left-hand lock secures top file drawer, right-hand lock secures bottom file drawer.
- Lock plugs are available in black or chrome.
- For lock options, refer to Lock Program section of the Accessories Price List.

Specification Tips

- Cushion top option:
 - Pedestal with this option will not include a top, allowing a cushion top to be field installed.
 - Cushion top must be separately specified.**
 - To order: Specify **C** in the third option. Example: JPMA-24-S1C.
- Mobile file/file pedestal with a cushion top will not fit under a work surface.
- 18"(457mm)D pedestal accommodates letter-size filing only.
- Additional accessories are available and can be specified separately.

To Order, Specify:

1) Product number, including:

1 Pull Option:

- 9 Classic (add **\$52.15** list)
- 7 Crescent (add **\$42.50** list)
- 1 Ellipse¹
- J J-Pull (Steel Fronts)
- P Linear - Painted²
- 8 Linear - Satin Nickel
- 2 Radius³ (add **\$42.50** list)
- 3 Taper

- 2) Trim color for drawer front, and case.
- 3) Pull trim color (Ellipse, Radius and painted Linear only).
- 4) Lock Plug color.

- ¹Beige (TR-R)
- Chalk (TR-AK)
- Charcoal (TR-K)
- Graphite (TR-J)
- Gray Tone (TR-G)
- Putty (TR-AA)
- Smoke (TR-E)


²All powdercoat finishes.

- ³Dark Bronze Metallic (TR-DM)
- Metallic Gunmetal (TR-MG)
- Metallic Champagne (TR-MC)
- Metallic Silver (TR-LE)

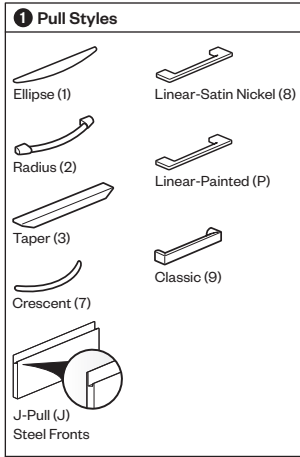
Actual Depth	Actual Width	Number ¹	Trim	
			A	B
27.5"(699mm)H, File/File				
17"(432mm)	15"(381mm)	JPMW-18-S	\$1094.05	\$ 1184.25
23"(584mm)	15"(381mm)	JPMW-24-S	\$1141.37	\$1244.70
29"(737mm)	15"(381mm)	JPMW-30-S	\$1188.69	\$1305.15

Filing & Storage with Individually Locking Drawers

Tug Pedestal



JPTW-24-S
Class FP



Features

- Includes steel pedestal with individually locking drawers, attached handle, and non-locking casters; two swivel casters in front, and two fixed casters at the back.
- Optional drawer pulls include Ellipse, Radius, Taper, Crescent, Linear, Classic, and J-Pull.
 - Crescent (7) and Classic (9) pulls are brushed nickel.
 - Ellipse (1) and Radius (2) pulls available in limited colors (see specification).
 - Taper (3) and J-Pull (J, K) match case color.
 - Linear pulls available:
 - Painted (P); finish specification required.
 - Satin nickel (8); no specification required.
- Handle matches case trim color and is centered in lockbar.
- Drawers have full extension steel ball-bearing slides.
- Drawer interiors and accessories are black finish color.
- Pedestal has two locks; left-hand lock secures top file drawer, right-hand lock secures bottom file drawer.
- Lock plugs are available in black or chrome.
- For lock options, refer to Lock Program section of the Accessories Price List.

Specification Tips

- Additional accessories are available and can be specified separately.
- Tug pedestal will not accommodate digital lock.

To Order, Specify:

1) Product number, including:

1 Pull Option:

- 9 Classic (add **\$52.15** list)
- 7 Crescent (add **\$42.50** list)
- 1 Ellipse¹
- J J-Pull (Steel Fronts)
- P Linear - Painted²
- 8 Linear - Satin Nickel
- 2 Radius³ (add **\$42.50** list)
- 3 Taper

- 2) Trim color for drawer front, and case.
- 3) Pull trim color (Ellipse, Radius and painted Linear only).
- 4) Lock Plug color.

- ¹Beige (TR-R)
- Chalk (TR-AK)
- Charcoal (TR-K)
- Graphite (TR-J)
- Gray Tone (TR-G)
- Putty (TR-AA)
- Smoke (TR-E)


²All powdercoat finishes.

- ³Dark Bronze Metallic (TR-DM)
- Metallic Gunmetal (TR-MG)
- Metallic Champagne (TR-MC)
- Metallic Silver (TR-LE)

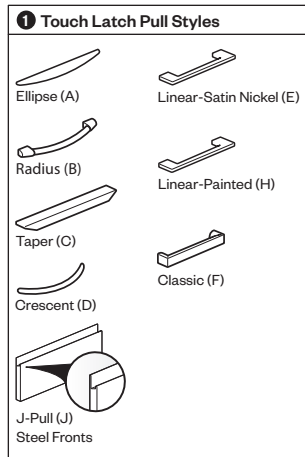
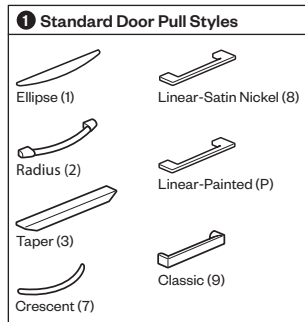
Actual Depth	Actual Width	Number ¹	Trim	
			A	B
27.5" (699mm)H, File/File				
23" (584mm)	15" (381mm)	JPTW-24-S	\$1346.36	\$1449.69
29" (737mm)	15" (381mm)	JPTW-30-S	\$1451.65	\$1568.11

Filing & Storage with Individually Locking Drawers

4H Personal Storage Tower with Hinged Door Upper Storage



J2HW-4824-SS
Class FM2



Features

- Includes:
 - Pedestal section with individually locking drawers
 - Non-locking valet with coat rod
 - Non-locking upper storage unit with one removable shelf. Shelf is positioned at 12.5"(318mm) from bottom of hinged door area
- Optional drawer/door pulls include Ellipse, Radius, Taper, Crescent, Linear, Classic, and J-Pull. J-Pull available with touch latch doors only.
 - Crescent (7) and Classic (9) pulls are brushed nickel.
 - Ellipse (1) and Radius (2) pulls available in limited colors (see specification).
 - Taper (3) and J-Pull (J, K) match case color.
 - Linear pulls available:
 - Painted (P); finish specification required.
 - Satin nickel (8); no specification required.
- Standard door or touch latch door choice is determined by pull style code.
- Drawers have full extension steel ball-bearing slides.
- Interiors, shelf, and accessories are black finish color.
- Drawer section contains two locks; left-hand lock secures top file drawer, right-hand lock secures bottom file drawer.
- Valet and storage doors do not lock.
- Lock plugs are available in black or chrome.
- For lock options, refer to Lock Program section of the Accessories Price List.
- Glides provide 1"(25mm) adjustment range.

Specification Tips

- Optional white translucent top adds 2.75"(70mm) to overall height of unit.
- Additional storage unit shelves can be specified separately.

To Order, Specify:

1) Product number, including:

1 Pull Option:*

- 9** Classic (add **\$52.15** list)
- 7** Crescent (add **\$42.50** list)
- 1** Ellipse¹
- J** J-Pull (Steel Fronts)
- P** Linear - Painted²
- 8** Linear - Satin Nickel
- 2** Radius³ (add **\$42.50** list)
- 3** Taper

2 Top Option:

- R** Regular top
- T** Translucent top (add **\$789.06** list)

- Trim color for drawer/door front, and case.
- Pull trim color (Ellipse, Radius and painted Linear only).
- Lock Plug color.

* For touch latch doors change pull style code (add **\$44.54** list)

- ¹Beige (TR-R)
- Chalk (TR-AK)
- Charcoal (TR-K)
- Graphite (TR-J)
- Gray Tone (TR-G)
- Putty (TR-AA)
- Smoke (TR-E)

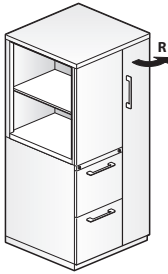
²All powdercoat finishes.

- ³Dark Bronze Metallic (TR-DM)
- Metallic Gunmetal (TR-MG)
- Metallic Champagne (TR-MC)
- Metallic Silver (TR-LE)

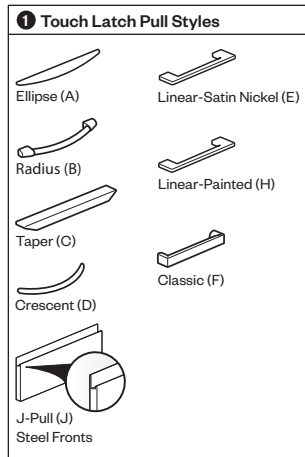
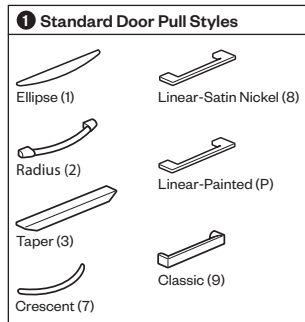
Actual Depth	Actual Width	Number	1 2	Trim A	B
4H, 48.5"(1232mm) - File/File, Valet Right					
23.625"(600mm)	24"(610mm)	J2HW-4824-SS	■ ■	\$3915.31	\$4159.67
4H, 48.5"(1232mm) - File/File, Valet Left					
23.625"(600mm)	24"(610mm)	J2HX-4824-SS	■ ■	\$3915.31	\$4159.67
4H, 51.5"(1308mm) - File/File, Valet Right					
23.625"(600mm)	24"(610mm)	J2HW-5124-SS	■ ■	\$4059.62	\$4318.73
4H, 51.5"(1308mm) - File/File, Valet Left					
23.625"(600mm)	24"(610mm)	J2HX-5124-SS	■ ■	\$4059.62	\$4318.73

Filing & Storage with Individually Locking Drawers

4H Personal Storage Tower with Bookcase Upper Storage



J2BW-4824-SS
Class FM2



Features

- Includes:
 - Pedestal section with Individually locking drawers
 - Non-locking valet with coat rod
 - Side-facing bookcase with one shelf that adjusts in 3"(76mm) increments
- Optional drawer/door pulls include Ellipse, Radius, Taper, Crescent, Linear, Classic, and J-Pull. J-Pull available with touch latch doors only.
 - Crescent (7) and Classic (9) pulls are brushed nickel.
 - Ellipse (1) and Radius (2) pulls available in limited colors (see specification).
 - Taper (3) and J-Pull (J, K) match case color.
 - Linear pulls available:
 - Painted (P); finish specification required.
 - Satin nickel (8); no specification required.
- Standard door or touch latch door choice is determined by pull style code.
- Drawers have full extension steel ball-bearing slides.
- Drawer Interiors and accessories are black finish color; bookcase, shelf, and valet interior match case color.
- Drawer section contains two locks; left-hand lock secures top file drawer, right-hand lock secures bottom file drawer.
- Valet door does not lock.
- All locks in tower have the same key number.
- Lock plugs are available in black or chrome.
- For lock options, refer to Lock Program section of the Accessories Price List.
- Glides provide 1"(25mm) adjustment range.

Specification Tips

- Optional white translucent top adds 2.75"(70mm) to overall height of unit.
- Additional storage unit shelves can be specified separately.

To Order, Specify:

1) Product number, including:

1 Pull Option:*

- 9** Classic (add **\$52.15** list)
- 7** Crescent (add **\$42.50** list)
- 1** Ellipse¹
- J** J-Pull (Steel Fronts)
- P** Linear - Painted²
- 8** Linear - Satin Nickel
- 2** Radius³ (add **\$42.50** list)
- 3** Taper

2 Top Option:

- R** Regular top
- T** Translucent top (add **\$789.06** list)

- Trim color for drawer/door front, and case.
- Pull trim color (Ellipse, Radius and painted Linear only).
- Lock Plug color.

* For touch latch doors change pull style code (add **\$44.54** list)

- ¹Beige (TR-R)
- Chalk (TR-AK)
- Charcoal (TR-K)
- Graphite (TR-J)
- Gray Tone (TR-G)
- Putty (TR-AA)
- Smoke (TR-E)

²All powdercoat finishes.

- ³Dark Bronze Metallic (TR-DM)
- Metallic Gunmetal (TR-MG)
- Metallic Champagne (TR-MC)
- Metallic Silver (TR-LE)

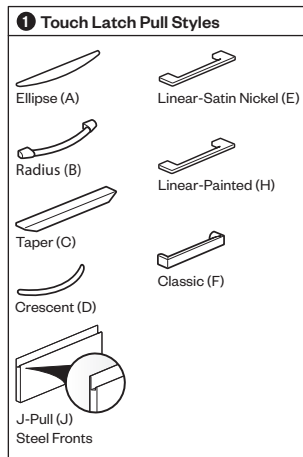
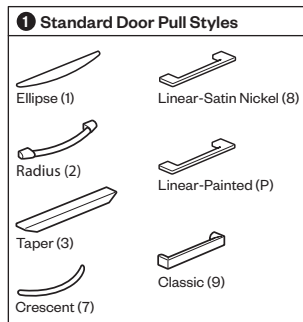
Actual Depth	Actual Width	Number	1 2	Trim A	B
4H, 48.5"(1232mm) - File/File, Valet Right					
23.625"(600mm)	24"(610mm)	J2BW-4824-SS	■ ■	\$3557.83	\$3802.18
4H, 48.5"(1232mm) - File/File, Valet Left					
23.625"(600mm)	24"(610mm)	J2BX-4824-SS	■ ■	\$3557.83	\$3802.18
4H, 51.5"(1308mm) - File/File, Valet Right					
23.625"(600mm)	24"(610mm)	J2BW-5124-SS	■ ■	\$3679.18	\$3938.28
4H, 51.5"(1308mm) - File/File, Valet Left					
23.625"(600mm)	24"(610mm)	J2BX-5124-SS	■ ■	\$3679.18	\$3938.28

Filing & Storage with Individually Locking Drawers

5H Personal Storage Tower with Hinged Door Upper Storage



J2HW-5624-SS
Class FM2



Features

- Includes:
 - Pedestal section with Individually locking drawers
 - Non-locking valet with coat rod
 - Non-locking upper storage unit contains one or more removable shelves
- Storage unit in 56.5"(1435mm)H tower includes one removable shelf.
- Storage unit in 63.5"(1613mm) and 64.5"(1638mm)H towers with File/File drawers includes two removable shelves.
- Storage unit in 63.5"(1613mm) and 64.5"(1638mm)H towers with Box/Box/File/File drawers includes one removable shelf.
- Optional drawer/door pulls include Ellipse, Radius, Taper, Crescent, Linear, Classic, and J-Pull. J-Pull available with touch latch doors only.
 - Crescent (7) and Classic (9) pulls are brushed nickel.
 - Ellipse (1) and Radius (2) pulls available in limited colors (see specification).
 - Taper (3) and J-Pull (J, K) match case color.
 - Linear pulls available:
 - Painted (P); finish specification required.
 - Satin nickel (8); no specification required.
- Standard door or touch latch door choice is determined by pull style code.
- Drawers have full extension steel ball-bearing slides.
- Interiors, shelf, and accessories are black finish color.
- Drawer section contains two locks;
 - Left-hand lock secures top file drawer on File/File configuration. Secures top box drawer and upper file drawer on Box/Box/File/File configuration.
 - Right-hand lock secures bottom file drawer on File/File configuration. Secures second box drawer and bottom file drawer on Box/Box/File/File configuration.
- Valet and storage doors do not lock.
- Lock plugs are available in black or chrome.
- For lock options, refer to Lock Program section of the Accessories Price List.
- Glides provide 1"(25mm) adjustment range.

Specification Tips

- Optional white translucent top adds 2.75"(70mm) to overall height of unit.
- Additional storage unit shelves can be specified separately.

To Order, Specify:

1) Product number, including:

1 Pull Option*

- 9 Classic (add **\$52.15** list)
- 7 Crescent (add **\$42.50** list)
- 1 Ellipse¹
- J J-Pull (Steel Fronts)
- P Linear - Painted²
- 8 Linear - Satin Nickel
- 2 Radius³ (add **\$42.50** list)
- 3 Taper

2 Top Option:

- R Regular top
- T Translucent top (add **\$789.06** list)

- Trim color for drawer/door front, and case.
- Pull trim color (Ellipse, Radius and painted Linear only).
- Lock Plug color.

* For touch latch doors change pull style code (add **\$44.54** list)

- ¹Beige (TR-R)
- Chalk (TR-AK)
- Charcoal (TR-K)
- Graphite (TR-J)
- Gray Tone (TR-G)
- Putty (TR-AA)
- Smoke (TR-E)

²All powdercoat finishes.

- ³Dark Bronze Metallic (TR-DM)
- Metallic Gunmetal (TR-MG)
- Metallic Champagne (TR-MC)
- Metallic Silver (TR-LE)

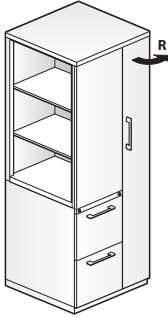
Filing & Storage with Individually Locking Drawers

5H Personal Storage Tower with Hinged Door Upper Storage

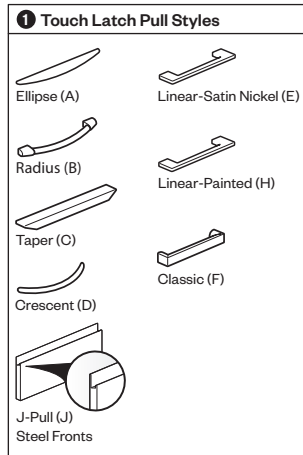
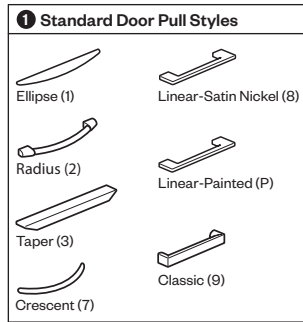
Actual Depth	Actual Width	Number	①②	Trim A	B
5H, 56.5"(1435mm) – File/File, Valet Right					
23.625"(600mm)	24"(610mm)	J2HW-5624-SS	■ ■	\$4064.52	\$4346.58
5H, 56.5"(1435mm) – File/File, Valet Left					
23.625"(600mm)	24"(610mm)	J2HX-5624-SS	■ ■	\$4064.52	\$4346.58
5H, 63.5"(1613mm) – File/File, Valet Right					
23.625"(600mm)	24"(610mm)	J2HW-6324-SS	■ ■	\$4243.31	\$4556.49
5H, 63.5"(1613mm) – File/File, Valet Left					
23.625"(600mm)	24"(610mm)	J2HX-6324-SS	■ ■	\$4243.31	\$4556.49
5H, 63.5"(1613mm) – Box/Box/File/File, Valet Right					
23.625"(600mm)	24"(610mm)	J2HY-6324-SS	■ ■	\$5009.54	\$5322.74
5H, 63.5"(1613mm) – Box/Box/File/File, Valet Left					
23.625"(600mm)	24"(610mm)	J2HZ-6324-SS	■ ■	\$5009.54	\$5322.74
5H, 64.5"(1638mm) – File/File, Valet Right					
23.625"(600mm)	24"(610mm)	J2HW-6424-SS	■ ■	\$4364.63	\$4682.74
5H, 64.5"(1638mm) – File/File, Valet Left					
23.625"(600mm)	24"(610mm)	J2HX-6424-SS	■ ■	\$4364.63	\$4682.74
5H, 64.5"(1638mm) – Box/Box/File/File, Valet Right					
23.625"(600mm)	24"(610mm)	J2HY-6424-SS	■ ■	\$5132.51	\$5450.63
5H, 64.5"(1638mm) – Box/Box/File/File, Valet Left					
23.625"(600mm)	24"(610mm)	J2HZ-6424-SS	■ ■	\$5132.51	\$5450.63

Filing & Storage with Individually Locking Drawers

5H Personal Storage Tower with Bookcase



J2BW-5624-SS
Class FM2



Features

- Includes:
 - Pedestal section with Individually locking drawers
 - Non-locking valet with coat rod
 - Side-facing bookcase with one or more shelves that are adjustable
- Bookcase in 56.5"(1435mm)H tower includes two shelves that are adjustable in 3"(76mm) increments.
- Bookcase in 63.5"(1613mm) and 64.5"(1638mm)H tower with File/File drawers includes two shelves that are adjustable in 6.25"(159mm) increments.
- Optional drawer/door pulls include Ellipse, Radius, Taper, Crescent, Linear, Classic, and J-Pull. J-Pull available with touch latch doors only.
 - Crescent (7) and Classic (9) pulls are brushed nickel.
 - Ellipse (1) and Radius (2) pulls available in limited colors (see specification).
 - Taper (3) and J-Pull (J, K) match case color.
 - Linear pulls available:
 - Painted (P); finish specification required.
 - Satin nickel (8); no specification required.
- Standard door or touch latch door choice is determined by pull style code.
- Drawers have full extension steel ball-bearing slides.
- Drawer Interiors and accessories are black finish color; bookcase shelf, and valet interior match case color.
- Drawer section contains two locks; left-hand lock secures top file drawer, right-hand lock secures bottom file drawer.
- Valet door does not lock.
- All locks in tower have the same key number.
- Lock plugs are available in black or chrome.
- For lock options, refer to Lock Program section of the Accessories Price List.
- Glides provide 1"(25mm) adjustment range.

Specification Tips

- Optional white translucent top adds 2.75"(70mm) to overall height of unit.
- Additional storage unit shelves can be specified separately.

To Order, Specify:

1) Product number, including:

1 Pull Option:*

- 9 Classic (add **\$52.15** list)
- 7 Crescent (add **\$42.50** list)
- 1 Ellipse¹
- J J-Pull (Steel Fronts)
- P Linear - Painted²
- 8 Linear - Satin Nickel
- 2 Radius³ (add **\$42.50** list)
- 3 Taper

2 Top Option:

- R Regular top
- T Translucent top (add **\$789.06** list)

- Trim color for drawer/door front, and case.
- Pull trim color (Ellipse, Radius and painted Linear only).
- Lock Plug color.

* For touch latch doors change pull style code (add **\$44.54** list)

- ¹Beige (TR-R)
- Chalk (TR-AK)
- Charcoal (TR-K)
- Graphite (TR-J)
- Gray Tone (TR-G)
- Putty (TR-AA)
- Smoke (TR-E)

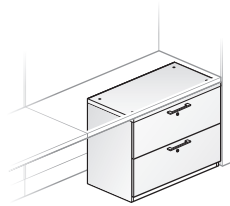
²All powdercoat finishes.

- ³Dark Bronze Metallic (TR-DM)
- Metallic Gunmetal (TR-MG)
- Metallic Champagne (TR-MC)
- Metallic Silver (TR-LE)

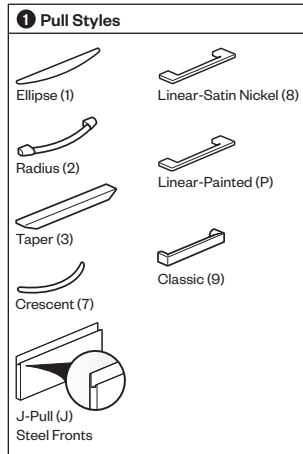
Actual Depth	Actual Width	Number	①②	Trim A	B
5H, 56.5"(1435mm) - File/File, Valet Right					
23.625"(600mm)	24"(610mm)	J2BW-5624-SS	■ ■	\$3808.69	\$4090.76
5H, 56.5"(1435mm) - File/File, Valet Left					
23.625"(600mm)	24"(610mm)	J2BX-5624-SS	■ ■	\$3808.69	\$4090.76
5H, 63.5"(1613mm) - File/File, Valet Right					
23.625"(600mm)	24"(610mm)	J2BW-6324-SS	■ ■	\$3856.25	\$ 4169.49
5H, 63.5"(1613mm) - File/File, Valet Left					
23.625"(600mm)	24"(610mm)	J2BX-6324-SS	■ ■	\$3856.25	\$ 4169.49
5H, 64.5"(1638mm) - File/File, Valet Right					
23.625"(600mm)	24"(610mm)	J2BW-6424-SS	■ ■	\$3944.82	\$ 4262.95
5H, 64.5"(1638mm) - File/File, Valet Left					
23.625"(600mm)	24"(610mm)	J2BX-6424-SS	■ ■	\$3944.82	\$ 4262.95

Filing & Storage with Individually Locking Drawers

2H Lateral File – Proud Style – Attached



JLPW-0230-S-A
Class FM



Features

- Includes:
 - Individually locking 12”(305mm)H drawers
 - Security shelf between drawers
 - Attachment hardware
- Each drawer includes side-to-side hanging bars that accommodate letter, legal, and EDP suspended file folders.
- Optional drawer pulls include Ellipse, Radius, Taper, Crescent, Linear, Classic, and J-Pull.
 - Crescent (7) and Classic (9) pulls are brushed nickel.
 - Ellipse (1) and Radius (2) pulls available in limited colors (see specification).
 - Taper (3) and J-Pull (J, K) match case color.
- Linear pulls available:
 - Painted (P); finish specification required.
 - Satin nickel (8); no specification required.
- Drawers have full extension steel ball-bearing slides.
- Drawer interiors and accessories are black finish color.
- Each drawer has a separate lock, centered on drawer front 3”(76mm) below top edge.
- Lock plugs are available in black or chrome.
- For lock options, refer to Lock Program section of the Accessories Price List.
- Glides provide 1.5”(38mm) adjustment range.

Specification Tips

- Must be attached under a worksurface 20”(508mm)D or deeper.
- When using lateral file to support one end of a worksurface in a panel system application, secure the worksurface to the panel using a corner bracket or cantilever; specified separately.
- When attaching a panel-hung worksurface up to 2”(51mm) higher than standard mounting height, use a worksurface height adjustment kit; specified separately.
- Additional accessories are available and can be specified separately.

To Order, Specify:

1) Product number, including:

1 Pull Option:

- 9 Classic (add **\$52.15** list)
- 7 Crescent (add **\$42.50** list)
- 1 Ellipse¹
- J J-Pull (Steel Fronts)
- P Linear - Painted²
- 8 Linear - Satin Nickel
- 2 Radius³ (add **\$42.50** list)
- 3 Taper

- Trim color for drawer front, and case.
- Pull trim color (Ellipse, Radius and painted Linear only).
- Lock Plug color.

- ¹Beige (TR-R)
- Chalk (TR-AK)
- Charcoal (TR-K)
- Graphite (TR-J)
- Gray Tone (TR-G)
- Putty (TR-AA)
- Smoke (TR-E)

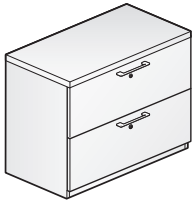
²All powdercoat finishes.

- ³Dark Bronze Metallic (TR-DM)
- Metallic Gunmetal (TR-MG)
- Metallic Champagne (TR-MC)
- Metallic Silver (TR-LE)


Actual Depth	Actual Width	Number	1	Trim A	B
27.5”(699mm)H					
18.75”(476mm)	29.885”(759mm)	JLPW-0230-S	A	\$1727.42	\$ 1864.16
18.75”(476mm)	35.885”(911mm)	JLPW-0236-S	A	\$2148.09	\$2302.83
18.75”(476mm)	41.885”(1064mm)	JLPW-0242-S	A	\$2568.76	\$ 2741.50

Filing & Storage with Individually Locking Drawers


Lateral File – Proud Style – Freestanding



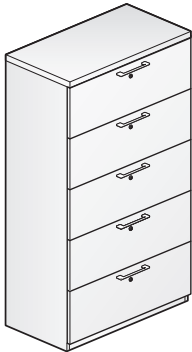
JLPW-0230-S



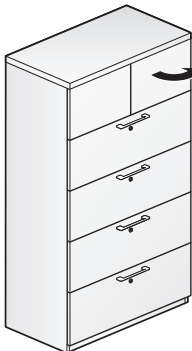
JLPW-0330-S



JLPW-0430-S



JLPW-0530-S



JLPX-0530-S
Class FM

Features

- Includes:
 - Individually locking 12”(305mm)H drawers
 - Security shelf between drawers
 - Factory-installed counterweight
 - Attachment hardware
- Each drawer includes side-to-side hanging bars that accommodate letter, legal, and EDP suspended file folders.
- Optional drawer pulls include Ellipse, Radius, Taper, Crescent, Linear, Classic, and J-Pull.
 - Crescent (7) and Classic (9) pulls are brushed nickel.
 - Ellipse (1) and Radius (2) pulls available in limited colors (see specification).
 - Taper (3) and J-Pull (J, K) match case color.
 - Linear pulls available:
 - Painted (P); finish specification required.
 - Satin nickel (8); no specification required.
- Drawers have full extension steel ball-bearing slides.
- Drawer interiors and accessories are black finish color.
- Each drawer has a separate lock, centered on drawer front 3”(76mm) below top edge.
- Lock plugs are available in black or chrome.
- For lock options, refer to Lock Program section of the Accessories Price List.
- Glides provide 1.5”(38mm) adjustment range.

Specification Tips

- A separately specified counterweight is recommended for 3H, 4H and 5H files when lateral file is not ganged to another file or anchored to a fixed object.
- To see into the top drawer of a 5H unit, a person must be at least 5'9" or use a step stool. As an alternative, consider a 5H unit with hinged doors in the top position.
- Storage section accommodates standard-height binders.
- Additional accessories are available and can be specified separately.

To Order, Specify:

1) Product number, including:

1 Pull Option:

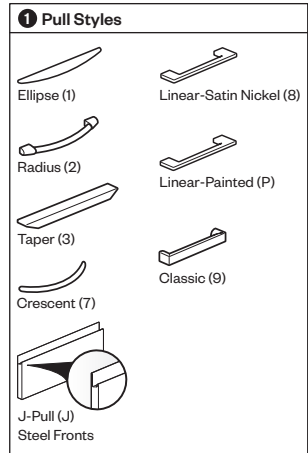
- 9** Classic (add **\$52.15** list)
- 7** Crescent (add **\$42.50** list)
- 1** Ellipse¹
- J** J-Pull (Steel Fronts)
- P** Linear - Painted²
- 8** Linear - Satin Nickel
- 2** Radius³ (add **\$42.50** list)
- 3** Taper

- 2) Trim color for drawer front, and case.
- 3) Pull trim color (Ellipse, Radius and painted Linear only).
- 4) Lock Plug color.

- ¹Beige (TR-R)
- Chalk (TR-AK)
- Charcoal (TR-K)
- Graphite (TR-J)
- Gray Tone (TR-G)
- Putty (TR-AA)
- Smoke (TR-E)

²All powdercoat finishes.

- ³Dark Bronze Metallic (TR-DM)
- Metallic Gunmetal (TR-MG)
- Metallic Champagne (TR-MC)
- Metallic Silver (TR-LE)



Filing & Storage with Individually Locking Drawers

Lateral File – Proud Style – Freestanding

Actual Depth	Actual Width	Number ①	Trim A	B
27.5"(699mm)H - Two 12"(305mm) Drawers				
18.75"(476mm)	29.885"(759mm)	JLPW-0230-S ■	\$1927.17	\$2063.91
18.75"(476mm)	35.885"(911mm)	JLPW-0236-S ■	\$2387.44	\$2542.18
18.75"(476mm)	41.885"(1064mm)	JLPW-0242-S ■	\$2847.71	\$3020.45
39.5"(1003mm)H - Three 12"(305mm) Drawers				
18.75"(476mm)	29.885"(759mm)	JLPW-0330-S ■	\$2548.69	\$ 2735.85
18.75"(476mm)	35.885"(911mm)	JLPW-0336-S ■	\$3028.75	\$ 3241.07
18.75"(476mm)	41.885"(1064mm)	JLPW-0342-S ■	\$3508.81	\$ 3746.29
51.5"(1308mm)H - Four 12"(305mm) Drawers				
18.75"(476mm)	29.885"(759mm)	JLPW-0430-S ■	\$3369.96	\$3607.46
18.75"(476mm)	35.885"(911mm)	JLPW-0436-S ■	\$3970.62	\$4238.72
18.75"(476mm)	41.885"(1064mm)	JLPW-0442-S ■	\$4571.28	\$4869.98
63.5"(1613mm)H - Five 12"(305mm) Drawers				
18.75"(476mm)	29.885"(759mm)	JLPW-0530-S ■	\$4191.23	\$4479.14
18.75"(476mm)	35.885"(911mm)	JLPW-0536-S ■	\$4867.46	\$ 5193.15
18.75"(476mm)	41.885"(1064mm)	JLPW-0542-S ■	\$5543.69	\$5907.16
63.5"(1613mm)H - Hinged Door on Top/Four 12"(305mm) Drawers				
18.75"(476mm)	29.885"(759mm)	JLPX-0530-S ■	\$3845.16	\$ 4133.07
18.75"(476mm)	35.885"(911mm)	JLPX-0536-S ■	\$4568.14	\$4893.83
18.75"(476mm)	41.885"(1064mm)	JLPX-0542-S ■	\$5291.12	\$5654.59

Combination Units

Catalog Logic

J C P E - 02 30 - S S 1 A

Product Line: _____
 (J) X Series

Product Type: _____
 (C) Combination Unit
 (V) Combination Unit with Valet

Front Type: _____
 (P) Proud Front

Configuration: _____

(B) Box/Box/File, Hinged Door Right	(M) Hinged Door/File/File/File, Valet Right
(E) Box/Box/File, Hinged Door Left	(A) Hinged Door/File/File/File, Valet Left
(G) File/File, Hinged Door Right	(N) Hinged Door/Box/Box/File/File, Valet Right
(J) File/File, Hinged Door Left	(H) Hinged Door/Box/Box/File/File, Valet Left
(R) Box/Box (Left)/File (Right)/Lateral File	(W) Hinged Door/3 Lateral Files, Valet Right
(T) File (Left)/Box/Box (Right)/Lateral File	(D) Hinged Door/3 Lateral Files, Valet Left
(V) Hinged Doors/1 Lateral File	(P) Hinged Door/2 Lateral Files, Valet Right
(Y) Hinged Doors/2 Lateral Files	(F) Hinged Door/2 Lateral Files, Valet Left
(X) Hinged Doors/3 Lateral Files	
(Z) Open Shelf/Lateral File	

Height: _____
 02 - 2H
 03 - 3H
 04 - 4H
 05 - 5H

Width: _____
 30 - 30"(762mm)
 36 - 36"(914mm)
 42 - 42"(1067mm)

Drawer Front: _____
 (S) Painted Steel
 (L) High-Pressure Laminate (HPL) Front/Painted Steel Lockbar
 (T) High-Pressure Laminate (HPL) Front/Laminate Lockbar
 (W) Wood Front/Painted Steel Lockbar
 (R) Wood Front/Wood Lockbar

Door Front: _____
 (S) Painted Steel
 (L) High-Pressure Laminate (HPL) Front/Painted Steel Lockbar
 (T) High-Pressure Laminate (HPL) Front/Laminate Lockbar
 (W) Wood Front/Painted Steel Lockbar
 (R) Wood Front/Wood Lockbar

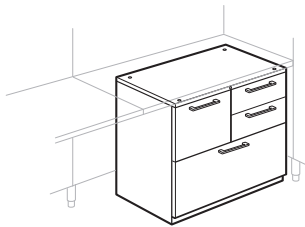
Pull w/ Standard Door: _____
 (1) Ellipse
 (2) Radius
 (3) Taper
 (7) Crescent
 (P) Linear - Painted
 (8) Linear - Satin Nickel
 (9) Classic

Pull w/ Touch Latch Door: _____
 (A) Ellipse
 (B) Radius
 (C) Taper
 (D) Crescent
 (H) Linear - Painted
 (E) Linear - Satin Nickel
 (F) Classic
 (J) J-Pull (Steel Fronts Only)
 (K) J-Pull (High-Pressure Laminate (HPL) and Wood fronts only)

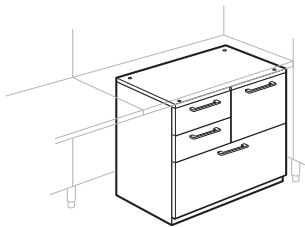
Support: _____
 (A) Attached - 2H Units Only

Combination Units — Attached

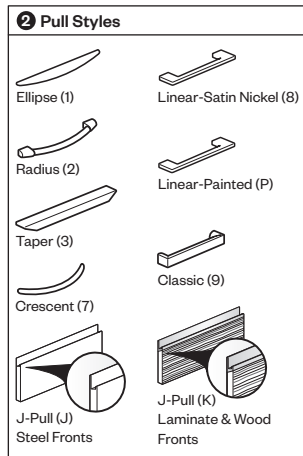
2H



JOPT-S1A



JOPR-S1A
Class FM



Features

- Includes:
 - Two 6"(152mm)H pedestal box drawers
 - 12"(305mm)H pedestal file drawer
 - 12"(305mm)H lateral file drawer
 - Attachment hardware
- Combination unit with box drawers includes a single pencil tray.
- Lateral file drawer includes side-to-side hanging bars that accommodate letter, legal, EDP, international A4, and foolscap suspended file folders.
- Drawer front options include painted, high-pressure laminate (HPL), or wood.
- Painted fronts must be specified with painted steel lockbar.
- Laminate fronts can be specified with a painted steel or laminate lockbar.
- Wood fronts can be specified with a painted steel or wood lockbar.
- Optional drawer pulls include Ellipse, Radius, Taper, Crescent, Linear, Classic and J-Pull.
 - Crescent (7) and Classic (9) pulls are brushed nickel.
 - Ellipse (1) and Radius (2) pulls available in limited colors (see specification).
 - Taper (3) and J-Pull (J, K) match case color.
 - Linear pulls available:
 - Painted (P); finish specification required.
 - Satin nickel (8); no specification required.
- Drawers have full extension steel ball-bearing slides.
- Drawer interiors and accessories are black finish color.
- Single lock secures all drawers.
- Lock plug is available in black or chrome.
- For lock options, refer to Lock Program section of the Accessories Price List.
- Glides provide 1.5"(38mm) adjustment range.

Specification Tips

- Must be attached under a worksurface 20"(508mm)D or deeper.
- When using combination unit to support one end of a worksurface in a panel system application, secure the worksurface to the panel using a corner bracket or cantilever; specified separately.
- When attaching a panel-hung worksurface up to 2"(51mm) higher than standard mounting height, use a worksurface height adjustment kit, specified separately.
- Pedestal file drawer has a half-height back. To accommodate side-to-side legal filing, or to convert to a full-height back, a legal-size filing kit must be specified separately.
- Additional accessories are available and can be specified separately.

To Order, Specify:

1) Product number, including:

1 Front/Lockbar Option:

Painted Steel Drawer Fronts

S Painted Steel Front/Painted Steel Lockbar

Laminate Drawer Fronts

L HPL Fronts/Painted Steel Lockbar

T HPL Fronts/HPL Lockbar (add **\$75.59** list)

Wood Drawer Fronts

W Wood Fronts/Painted Steel Lockbar

R Wood Fronts/Wood Lockbar (add **\$146.10** list)

2 Pull Option:

9 Classic (add **\$52.15** list)

7 Crescent (add **\$42.50** list)

1 Ellipse¹

J J-Pull (Steel Fronts)

K J-Pull (HPL and Wood Fronts) (add **\$163.77** list)

P Linear - Painted²

8 Linear - Satin Nickel

2 Radius³ (add **\$42.50** list)

3 Taper

2) Trim color for case and steel drawer fronts.

3) Pull trim color (Ellipse, Radius and painted Linear only).

4) Drawer front HPL or wood finish (if applicable).

5) HPL edge color (if applicable).

6) Lock Plug color.

¹Beige (TR-R)

Chalk (TR-AK)

Charcoal (TR-K)

Graphite (TR-J)

Gray Tone (TR-G)

Putty (TR-AA)

Smoke (TR-E)

²All powdercoat finishes.

³Dark Bronze Metallic (TR-DM)

Metallic Gunmetal (TR-MG)

Metallic Champagne (TR-MC)

Metallic Silver (TR-LE)

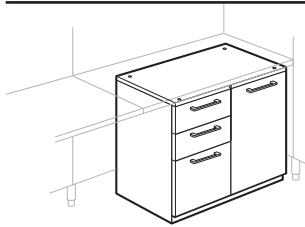
Combination Units — Attached

2H

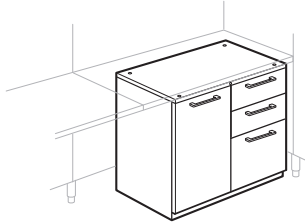
Actual Depth	Actual Width	Number ①②	Fronts Painted Trim		Fronts HPL A Trim		Fronts HPL B Trim		Fronts Wood A Trim		Fronts Wood B Trim	
			A	B	A	B	A	B	A	B	A	B
27.5"(699mm)H - File/Box/Box/Lateral												
18.75" (476mm)	29.885" (759mm)	JOPT-0230-■ A	\$2435.70	\$2573.14	\$2898.62	\$2999.38	\$2928.84	\$3029.60	\$3191.52	\$3292.28	\$3292.42	\$3393.18
27.5"(699mm)H - Box/Box/File/Lateral												
18.75" (476mm)	29.885" (759mm)	JCPR-0230-■ A	\$2435.70	\$2573.14	\$2898.62	\$2999.38	\$2928.84	\$3029.60	\$3191.52	\$3292.28	\$3292.42	\$3393.18

Combination Units – Attached

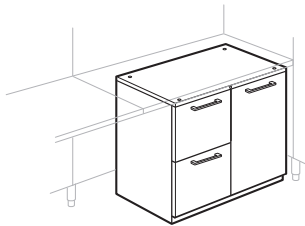
2H with Hinged Door



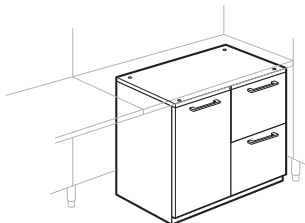
JCPB-SS1A (Right)



JOPE-SS1A (Left)



JCPG-SS1A (Right)



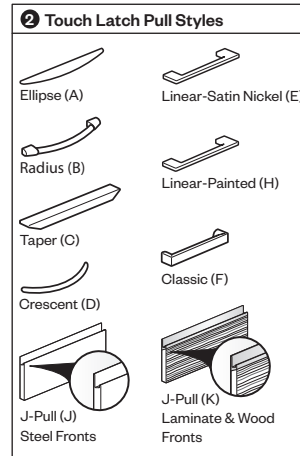
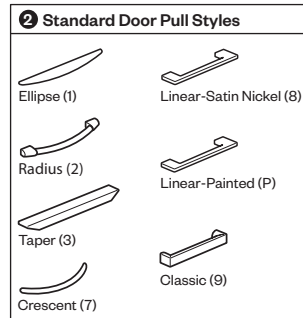
JCRJ-SS1A (Left)
Class FM

Features

- Includes:
 - Two 6"(152mm)H pedestal box drawers
 - 12"(305mm)H pedestal file drawer
 - 24"(610mm)H storage unit with one shelf that adjusts in 6"(152mm) increments
 - Attachment hardware
- Combination unit with box drawers includes a single pencil tray.
- Drawer/door front options include painted, high-pressure laminate (HPL), or wood.
- Standard door or touch latch door choice is determined by pull style code.
- Drawers have full extension steel ball-bearing slides.
- Drawer interiors and accessories are black finish color. Storage unit and shelf match case color.
- Single lock secures all drawers and door.
- Lock plug is available in black or chrome.
- For lock options, refer to Lock Program section of the Accessories Price List.
- Glides provide 1.5"(38mm) adjustment range.

Specification Tips

- Must be attached under a worksurface 20"(508mm)D or deeper.
- When using combination unit to support one end of a worksurface in a panel system application, secure the worksurface to the panel using a corner bracket or cantilever; specified separately.
- When attaching a panel-hung worksurface up to 2"(51mm) higher than standard mounting height, use a worksurface height adjustment kit, specified separately.
- Pedestal file drawer has a half-height back. To accommodate side-to-side legal filing, or to convert to a full-height back, a legal-size filing kit must be specified separately.
- Additional accessories are available and can be specified separately.



To Order, Specify:

1) Product number, including:

1 Front/Lockbar Option:

Painted Steel Fronts

SS Painted Steel Front/Painted Steel Lockbar

Laminate Fronts

LL HPL Fronts/Painted Steel Lockbar

TT HPL Fronts/HPL Lockbar (add **\$75.59** list)

Wood Fronts

WW Wood Fronts/Painted Steel Lockbar

RR Wood Fronts/Wood Lockbar (add **\$146.10** list)

2 Pull Option:*

9 Classic (add **\$52.15** list)

7 Crescent (add **\$42.50** list)

1 Ellipse¹

J J-Pull (Steel Fronts)

K J-Pull (HPL and Wood Fronts) (add **\$163.77** list)

P Linear - Painted²

8 Linear - Satin Nickel

2 Radius³ (add **\$42.50** list)

3 Taper

2) Trim color for case and steel fronts.

3) Pull trim color (Ellipse, Radius and painted Linear only).

4) Front HPL or wood finish (if applicable).

5) HPL edge color (if applicable).

6) Lock Plug color.

* For touch latch doors change pull style code (add **\$44.54** list)

¹Beige (TR-R)

Chalk (TR-AK)

Charcoal (TR-K)

Graphite (TR-J)

Gray Tone (TR-G)

Putty (TR-AA)

Smoke (TR-E)

²All powdercoat finishes.

³Dark Bronze Metallic (TR-DM)

Metallic Gunmetal (TR-MG)

Metallic Champagne (TR-MC)

Metallic Silver (TR-LE)

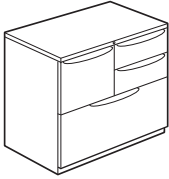
Combination Units – Attached

2H with Hinged Door

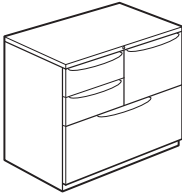
Actual Depth	Actual Width	Number	①②	Fronts Painted Trim		Fronts HPL A Trim		Fronts HPL B Trim		Fronts Wood A Trim		Fronts Wood B Trim	
				A	B	A	B	A	B	A	B	A	B
27.5"(699mm)H - Box/Box/File, Door Right													
18.75" (476mm)	29.885" (759mm)	JOPB-0230-	■ ■ A	\$2843.64	\$2980.38	\$3306.56	\$3407.32	\$3336.78	\$3437.54	\$3599.46	\$3700.22	\$3704.00	\$3804.76
27.5"(699mm)H - Box/Box/File, Door Left													
18.75" (476mm)	29.885" (759mm)	JCPE-0230-	■ ■ A	\$2843.64	\$2980.38	\$3306.56	\$3407.32	\$3336.78	\$3437.54	\$3599.46	\$3700.22	\$3704.00	\$3804.76
27.5"(699mm)H - File/File, Door Right													
18.75" (476mm)	29.885" (759mm)	JOPG-0230-	■ ■ A	\$2772.08	\$2908.82	\$3218.48	\$3319.24	\$3247.39	\$3348.15	\$3494.88	\$3595.64	\$3597.61	\$3698.37
27.5"(699mm)H - File/File, Door Left													
18.75" (476mm)	29.885" (759mm)	JOPJ-0230-	■ ■ A	\$2772.08	\$2908.82	\$3218.48	\$3319.24	\$3247.39	\$3348.15	\$3494.88	\$3595.64	\$3597.61	\$3698.37

Combination Units — Freestanding

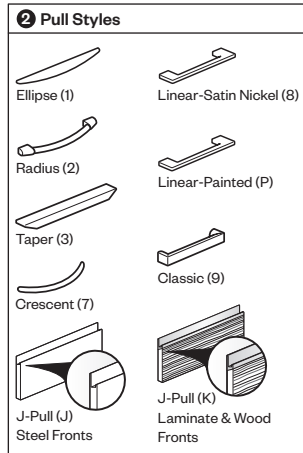
2H



JOPT-S1



JOPR-S1
Class FM



Features

- Includes:
 - Two 6"(152mm)H pedestal box drawers
 - 12"(305mm)H pedestal file drawer
 - 12"(305mm)H lateral file drawer
 - Factory-installed counterweight
- Combination unit with box drawers includes a single pencil tray.
- Lateral file drawer includes side-to-side hanging bars that accommodate letter, legal, EDP, international A4, and foolscap suspended file folders.
- Drawer front options include painted, high-pressure laminate (HPL), or wood.
- Painted fronts must be specified with painted steel lockbar.
- Laminate fronts can be specified with a painted steel or laminate lockbar.
- Wood fronts can be specified with a painted steel or wood lockbar.
- Optional drawer pulls include Ellipse, Radius, Taper, Crescent, Linear, Classic and J-Pull.
 - Crescent (7) and Classic (9) pulls are brushed nickel.
 - Ellipse (1) and Radius (2) pulls available in limited colors (see specification).
 - Taper (3) and J-Pull (J, K) match case color.
 - Linear pulls available:
 - Painted (P); finish specification required.
 - Satin nickel (8); no specification required.
- Drawers have full extension steel ball-bearing slides.
- Drawer interiors and accessories are black finish color.
- Single lock secures all drawers.
- Lock plug is available in black or chrome.
- For lock options, refer to Lock Program section of the Accessories Price List.
- Glides provide 1.5"(38mm) adjustment range.

Specification Tips

- Pedestal file drawer has a half-height back. To accommodate side-to-side legal filing, or to convert to a full-height back, a legal-size filing kit must be specified separately.
- Additional accessories are available and can be specified separately.

To Order, Specify:

1) Product number, including:

1 Front/Lockbar Option:

Painted Steel Drawer Fronts

S Painted Steel Front/Painted Steel Lockbar

Laminate Drawer Fronts

L HPL Fronts/Painted Steel Lockbar

T HPL Fronts/HPL Lockbar (add **\$75.59** list)

Wood Drawer Fronts

W Wood Fronts/Painted Steel Lockbar

R Wood Fronts/Wood Lockbar (add **\$146.10** list)

2 Pull Option:

9 Classic (add **\$52.15** list)

7 Crescent (add **\$42.50** list)

1 Ellipse¹

J J-Pull (Steel Fronts)

K J-Pull (HPL and Wood Fronts) (add **\$163.77** list)

P Linear - Painted²

8 Linear - Satin Nickel

2 Radius³ (add **\$42.50** list)

3 Taper

- Trim color for case and steel drawer fronts.
- Pull trim color (Ellipse, Radius and painted Linear only).
- Drawer front HPL or wood finish (if applicable).
- HPL edge color (if applicable).
- Lock Plug color.

¹Beige (TR-R)
Chalk (TR-AK)
Charcoal (TR-K)
Graphite (TR-J)
Gray Tone (TR-G)
Putty (TR-AA)
Smoke (TR-E)

²All powdercoat finishes.

³Dark Bronze Metallic (TR-DM)
Metallic Gunmetal (TR-MG)
Metallic Champagne (TR-MC)
Metallic Silver (TR-LE)

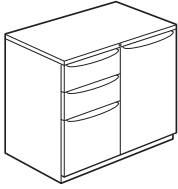
Combination Units — Freestanding

2H

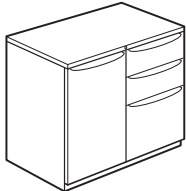
Actual Depth	Actual Width	Number ①②	Fronts Painted Trim		Fronts HPL A Trim		Fronts HPL B Trim		Fronts Wood A Trim		Fronts Wood B Trim	
			A	B	A	B	A	B	A	B	A	B
27.5"(699mm)H - File/Box/Box/Lateral												
18.75" (476mm)	29.885" (759mm)	JCPT-0230-■ ■	\$2635.45	\$2772.89	\$3098.37	\$3199.13	\$3128.59	\$3229.35	\$3391.27	\$3492.03	\$3492.17	\$3592.93
27.5"(699mm)H - Box/Box/File/Lateral												
18.75" (476mm)	29.885" (759mm)	JCPR-0230-■ ■	\$2635.45	\$2772.89	\$3098.37	\$3199.13	\$3128.59	\$3229.35	\$3391.27	\$3492.03	\$3492.17	\$3592.93

Combination Units — Freestanding

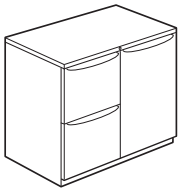
2H with Hinged Door



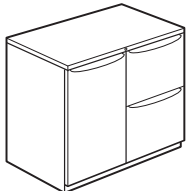
JCPB-SS1
(Right)



JQPE-SS1
(Left)



JCPG-SS1
(Right)



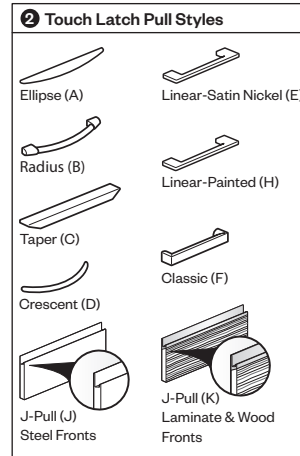
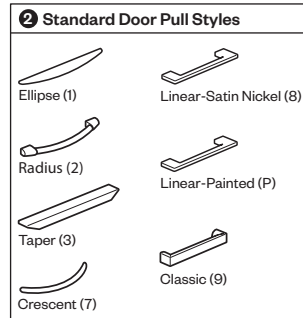
JCRJ-SS1
(Left)
Class FM

Features

- Includes:
 - Two 6"(152mm)H pedestal box drawers
 - 12"(305mm)H pedestal file drawer
 - 24"(610mm)H storage unit with one shelf that adjusts in 6"(152mm) increments
 - Factory-installed counterweight
- Combination unit with box drawers includes a single pencil tray.
- Drawer/door front options include painted, high-pressure laminate (HPL), or wood.
- Wood fronts must be specified with painted steel lockbar.
- Laminate fronts can be specified with a painted steel or laminate lockbar.
- Wood fronts can be specified with a painted steel or wood lockbar.
- Optional drawer/door pulls include Ellipse, Radius, Taper, Crescent, Linear, Classic and J-Pull. J-Pull available with touch latch doors only.
 - Crescent (7) and Classic (9) pulls are brushed nickel.
 - Ellipse (1) and Radius (2) pulls available in limited colors (see specification).
 - Taper (3) and J-Pull (J, K) match case color.
 - Linear pulls available:
 - Painted (P); finish specification required.
 - Satin nickel (8); no specification required.
- Standard or touch latch door choice is determined by pull style code.
- Drawers have full extension steel ball-bearing slides.
- Drawer interiors and accessories are black finish color. Storage unit and shelf match case color.
- Single lock secures all drawers and door.
- Lock plug is available in black or chrome.
- For lock options, refer to Lock Program section of the Accessories Price List.
- Glides provide 1.5"(38mm) adjustment range.

Specification Tips

- Pedestal file drawer has a half-height back. To accommodate side-to-side legal filing, or to convert to a full-height back, a legal-size filing kit must be specified separately.
- Additional accessories are available and can be specified separately.



To Order, Specify:

1) Product number, including:

1 Front/Lockbar Option:

Painted Steel Fronts

SS Painted Steel Front/Painted Steel Lockbar

Laminate Fronts

LL HPL Fronts/Painted Steel Lockbar

TT HPL Fronts/HPL Lockbar (add **\$75.59** list)

Wood Fronts

WW Wood Fronts/Painted Steel Lockbar

RR Wood Fronts/Wood Lockbar (add **\$146.10** list)

2 Pull Option:*

9 Classic (add **\$52.15** list)

7 Crescent (add **\$42.50** list)

1 Ellipse¹

J J-Pull (Steel Fronts)

K J-Pull (HPL and Wood Fronts) (add **\$163.77** list)

P Linear - Painted²

8 Linear - Satin Nickel

2 Radius³ (add **\$42.50** list)

3 Taper

2) Trim color for case and steel fronts.

3) Pull trim color (Ellipse, Radius and painted Linear only).

4) Front HPL or wood finish (if applicable).

5) HPL edge color (if applicable).

6) Lock Plug color.

* For touch latch doors change pull style code (add **\$44.54** list)

¹Beige (TR-R)

Chalk (TR-AK)

Charcoal (TR-K)

Graphite (TR-J)

Gray Tone (TR-G)

Putty (TR-AA)

Smoke (TR-E)

²All powdercoat finishes.

³Dark Bronze Metallic (TR-DM)

Metallic Gunmetal (TR-MG)

Metallic Champagne (TR-MC)

Metallic Silver (TR-LE)

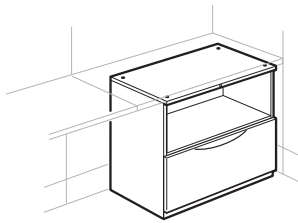
Combination Units — Freestanding

2H with Hinged Door

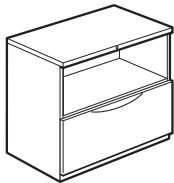
Actual Depth	Actual Width	Number	①②	Fronts Painted Trim		Fronts HPL A Trim		Fronts HPL B Trim		Fronts Wood A Trim		Fronts Wood B Trim	
				A	B	A	B	A	B	A	B	A	B
27.5"(699mm)H - Box/Box/File, Door Right													
18.75" (476mm)	29.885" (759mm)	JCPB-0230-	■ ■	\$3043.39	\$3180.13	\$3506.31	\$3607.07	\$3536.53	\$3637.29	\$3799.21	\$3899.97	\$3903.75	\$4004.51
27.5"(699mm)H - Box/Box/File, Door Left													
18.75" (476mm)	29.885" (759mm)	JCPE-0230-	■ ■	\$3043.39	\$3180.13	\$3506.31	\$3607.07	\$3536.53	\$3637.29	\$3799.21	\$3899.97	\$3903.75	\$4004.51
27.5"(699mm)H - File/File, Door Right													
18.75" (476mm)	29.885" (759mm)	JCPG-0230-	■ ■	\$2971.83	\$3108.57	\$ 3418.23	\$ 3518.99	\$3447.14	\$3547.90	\$3694.63	\$3795.39	\$ 3797.36	\$ 3898.12
27.5"(699mm)H - File/File, Door Left													
18.75" (476mm)	29.885" (759mm)	JCPJ-0230-	■ ■	\$2971.83	\$3108.57	\$ 3418.23	\$ 3518.99	\$3447.14	\$3547.90	\$3694.63	\$3795.39	\$ 3797.36	\$ 3898.12

Combination Units — Attached/Freestanding

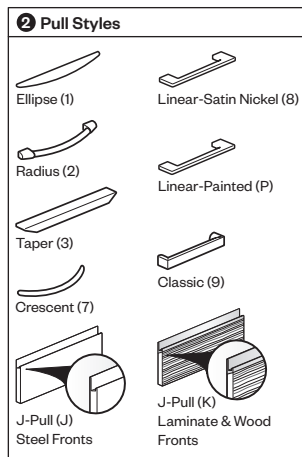
2H with Open Shelf



JOPZ-S1A



JOPZ-S1
Class FM



Features

- Includes:
 - 12"(305mm)H open shelf
 - 12"(305mm)H lateral file drawer
 - Factory-installed counterweight (freestanding version only)
- Lateral file drawer includes side-to-side hanging bars that accommodate letter, legal, EDP, international A4, and foolscap suspended file folders.
- Drawer front options include painted, high-pressure laminate (HPL), or wood.
- Painted fronts must be specified with painted steel lockbar.
- Laminate fronts can be specified with a painted steel or laminate lockbar.
- Wood fronts can be specified with a painted steel or wood lockbar.
- Optional drawer pulls include Ellipse, Radius, Taper, Crescent, Linear, Classic and J-Pull.
 - Crescent (7) and Classic (9) pulls are brushed nickel.
 - Ellipse (1) and Radius (2) pulls available in limited colors (see specification).
 - Taper (3) and J-Pull (J, K) match case color.
 - Linear pulls available:
 - Painted (P); finish specification required.
 - Satin nickel (8); no specification required.
- Drawer has full extension steel ball-bearing slides.
- Drawer interior and accessories are black finish color. Open shelf interior matches case color.
- Lock centered on front edge of unit top secures drawer.
- Lock plug is available in black or chrome.
- For lock options, refer to Lock Program section of the Accessories Price List.
- Glides provide 1.5"(38mm) adjustment range.

Specification Tips

- Attached combination unit must be attached under a worksurface 20"(508mm)D or deeper.
- When using attached combination unit to support one end of a worksurface in a panel system application, secure the worksurface to the panel using a corner bracket or cantilever; specified separately.
- When attaching a panel-hung worksurface up to 2"(51mm) higher than standard mounting height, use a worksurface height adjustment kit, specified separately.
- Additional accessories are available and can be specified separately.

To Order, Specify:

1) Product number, including:

1 Front/Lockbar Option:

Painted Steel Drawer Fronts

S Painted Steel Front/Painted Steel Lockbar

Laminate Drawer Fronts

L HPL Fronts/Painted Steel Lockbar

T HPL Fronts/HPL Lockbar (add **\$75.59** list)

Wood Drawer Fronts

W Wood Fronts/Painted Steel Lockbar

R Wood Fronts/Wood Lockbar (add **\$146.10** list)

2 Pull Option:

9 Classic (add **\$52.15** list)

7 Crescent (add **\$42.50** list)

1 Ellipse¹

J J-Pull (Steel Fronts)

K J-Pull (HPL and Wood Fronts) (add **\$163.77** list)

P Linear - Painted²

8 Linear - Satin Nickel

2 Radius³ (add **\$42.50** list)

3 Taper

2) Trim color for case and steel drawer fronts.

3) Pull trim color (Ellipse, Radius and painted Linear only).

4) Drawer front HPL or wood finish (if applicable).

5) HPL edge color (if applicable).

6) Lock Plug color.

¹Beige (TR-R)

Chalk (TR-AK)

Charcoal (TR-K)

Graphite (TR-J)

Gray Tone (TR-G)

Putty (TR-AA)

Smoke (TR-E)

²All powdercoat finishes.

³Dark Bronze Metallic (TR-DM)

Metallic Gunmetal (TR-MG)

Metallic Champagne (TR-MC)

Metallic Silver (TR-LE)

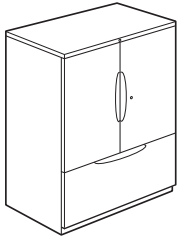
Combination Units — Attached/Freestanding

2H with Open Shelf

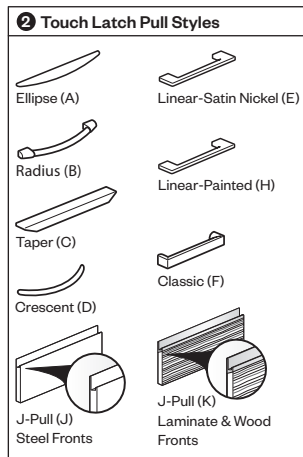
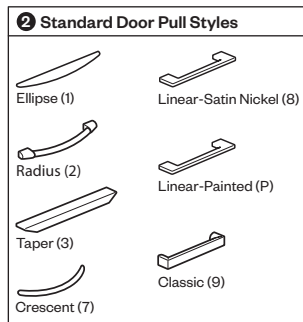
Actual Depth	Actual Width	Number ①②	Fronts Painted Trim		Fronts HPL A Trim		Fronts HPL B Trim		Fronts Wood A Trim		Fronts Wood B Trim	
			A	B	A	B	A	B	A	B	A	B
27.5"(699mm)H - Attached												
18.75" (476mm)	29.885" (759mm)	JCPZ-0230-■ ■ A	\$1364.04	\$1500.78	\$1614.61	\$1715.37	\$1627.81	\$1728.57	\$1695.15	\$1795.91	\$1749.12	\$1849.88
27.5"(699mm)H - Freestanding												
18.75" (476mm)	29.885" (759mm)	JCPZ-0230-■ ■	\$1563.79	\$1700.53	\$1814.36	\$1915.12	\$1827.56	\$1928.32	\$1894.90	\$1995.66	\$1948.87	\$2049.63

Combination Units — Freestanding

3H with One Lateral File Drawer



JCPV-SS1
Class FM



Features

- Includes:
 - 24"(610mm)H storage unit with one shelf that adjusts in 6"(152mm) increments
 - 12"(305mm)H lateral file drawer
 - Factory-installed counterweight
- Lateral file drawer includes side-to-side hanging bars that accommodate letter, legal, EDP, international A4, and foolscap suspended file folders.
- Drawer/door front options include painted, high-pressure laminate (HPL), or wood.
- Painted fronts must be specified with painted steel lockbar.
- Laminate fronts can be specified with a painted steel or laminate lockbar.
- Wood fronts can be specified with a painted steel or wood lockbar.
- Optional drawer/door pulls include Ellipse, Radius, Taper, Crescent, Linear, Classic and J-Pull. J-Pull available with touch latch doors only.
 - Crescent (7) and Classic (9) pulls are brushed nickel.
 - Ellipse (1) and Radius (2) pulls available in limited colors (see specification).
 - Taper (3) and J-Pull (J, K) match case color.
 - Linear pulls available:
 - Painted (P); finish specification required.
 - Satin nickel (8); no specification required.
- Standard door or touch latch door choice is determined by pull style code.
- Touch latch doors have touch latch mechanism on the right door, controlling access to both sides.
- Drawer has full extension steel ball-bearing slides.
- Drawer interior and accessories are black finish color. Storage unit interior and shelf match case color.
- Lock centered on front edge of unit top secures drawer. Storage unit locks separately.
- All locks have the same key number.
- Lock plugs are available in black or chrome.
- For lock options, refer to Lock Program section of the Accessories Price List.
- Glides provide 1.5"(38mm) adjustment range.

Specification Tips

- Storage unit accommodates one row of standard-height binders.
- Additional accessories are available and can be specified separately.

To Order, Specify:

1) Product number, including:

1 Front/Lockbar Option:

Painted Steel Fronts

SS Painted Steel Front/Painted Steel Lockbar

Laminate Fronts

LL HPL Fronts/Painted Steel Lockbar

TT HPL Fronts/HPL Lockbar (add **\$75.59** list)

Wood Fronts

WW Wood Fronts/Painted Steel Lockbar

RR Wood Fronts/Wood Lockbar (add **\$146.10** list)

2 Pull Option:*

9 Classic (add **\$52.15** list)

7 Crescent (add **\$42.50** list)

1 Ellipse¹

J J-Pull (Steel Fronts)

K J-Pull (HPL and Wood Fronts) (add **\$163.77** list)

P Linear - Painted²

8 Linear - Satin Nickel

2 Radius³ (add **\$42.50** list)

3 Taper

2) Trim color for case and steel fronts.

3) Pull trim color (Ellipse, Radius and painted Linear only).

4) Front HPL or wood finish (if applicable).

5) HPL edge color (if applicable).

6) Lock Plug color.

* For touch latch doors change pull style code (add **\$44.54** list)

- ¹Beige (TR-R)
- Chalk (TR-AK)
- Charcoal (TR-K)
- Graphite (TR-J)
- Gray Tone (TR-G)
- Putty (TR-AA)
- Smoke (TR-E)

²All powdercoat finishes.

- ³Dark Bronze Metallic (TR-DM)
- Metallic Gunmetal (TR-MG)
- Metallic Champagne (TR-MC)
- Metallic Silver (TR-LE)

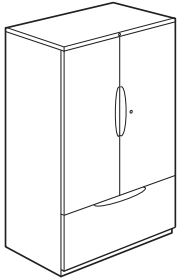
Combination Units — Freestanding

3H with One Lateral File Drawer

Actual Depth	Actual Width	Number	①②	Fronts Painted Trim		Fronts HPL A Trim		Fronts HPL B Trim		Fronts Wood A Trim		Fronts Wood B Trim	
				A	B	A	B	A	B	A	B	A	B
3H, 39.5"(1003mm) - 24"(610mm)H Storage, One Lateral													
18.75" (476mm)	29.885" (759mm)	JCPV-0330-	■ ■	\$2480.18	\$2667.34	\$2884.40	\$3021.17	\$2937.66	\$3074.43	\$3083.75	\$3220.52	\$3179.14	\$3315.91
18.75" (476mm)	35.885" (911mm)	JCPV-0336-	■ ■	\$2678.29	\$2890.61	\$3102.72	\$3253.86	\$3173.43	\$3324.57	\$3357.09	\$3508.23	\$3452.48	\$3603.62
18.75" (476mm)	41.885" (1064mm)	JCPV-0342-	■ ■	\$2876.40	\$3113.88	\$3321.04	\$3486.55	\$3409.20	\$3574.71	\$3630.43	\$3795.94	\$3725.82	\$3891.33

Combination Units — Freestanding

4H with One Lateral File Drawer



JOPV-SS1
Class FM

Features

- Includes:
 - 36"(914mm)H storage unit with two shelves that adjust in 6"(152mm) increments
 - 12"(305mm)H lateral file drawer
 - Factory-installed counterweight
- Lateral file drawer includes side-to-side hanging bars that accommodate letter, legal, EDP, international A4, and foolscap suspended file folders.
- Drawer/door front options include painted, high-pressure laminate (HPL), or wood.
- Painted fronts must be specified with painted steel lockbar.
- Laminate fronts can be specified with a painted steel or laminate lockbar.
- Wood fronts can be specified with a painted steel or wood lockbar.
- Optional drawer/door pulls include Ellipse, Radius, Taper, Crescent, Linear, Classic and J-Pull. J-Pull available with touch latch doors only.
 - Crescent (7) and Classic (9) pulls are brushed nickel.
 - Ellipse (1) and Radius (2) pulls available in limited colors (see specification).
 - Taper (3) and J-Pull (J, K) match case color.
 - Linear pulls available:
 - Painted (P); finish specification required.
 - Satin nickel (8); no specification required.
- Standard door or touch latch door choice is determined by pull style code.
- Touch latch doors have touch latch mechanism on the right door, controlling access to both sides.
- Drawer has full extension steel ball-bearing slides.
- Drawer interior and accessories are black finish color. Storage unit interior and shelf match case color.
- Lock centered on front edge of unit top secures drawer. Storage unit locks separately.
- All locks have the same key number.
- Lock plugs are available in black or chrome.
- For lock options, refer to Lock Program section of the Accessories Price List.
- Glides provide 1.5"(38mm) adjustment range.

Specification Tips

- Storage unit accommodates two rows of standard-height binders.
- Additional accessories are available and can be specified separately.

To Order, Specify:

1) Product number, including:

1 Front/Lockbar Option:

Painted Steel Fronts

SS Painted Steel Front/Painted Steel Lockbar

Laminate Fronts

LL HPL Fronts/Painted Steel Lockbar

TT HPL Fronts/HPL Lockbar (add **\$75.59** list)

Wood Fronts

WW Wood Fronts/Painted Steel Lockbar

RR Wood Fronts/Wood Lockbar (add **\$146.10** list)

2 Pull Option:*

9 Classic (add **\$52.15** list)

7 Crescent (add **\$42.50** list)

1 Ellipse¹

J J-Pull (Steel Fronts)

K J-Pull (HPL and Wood Fronts) (add **\$163.77** list)

P Linear - Painted²

8 Linear - Satin Nickel

2 Radius³ (add **\$42.50** list)

3 Taper

2) Trim color for case and steel fronts.

3) Pull trim color (Ellipse, Radius and painted Linear only).

4) Front HPL or wood finish (if applicable).

5) HPL edge color (if applicable).

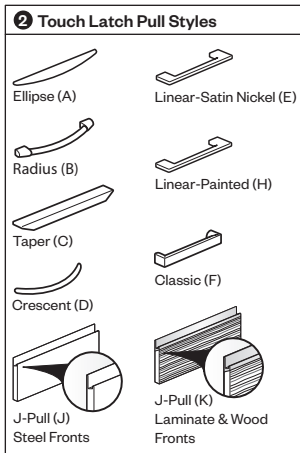
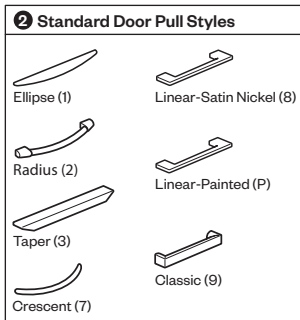
6) Lock Plug color.

* For touch latch doors change pull style code (add **\$44.54** list)

- ¹Beige (TR-R)
- Chalk (TR-AK)
- Charcoal (TR-K)
- Graphite (TR-J)
- Gray Tone (TR-G)
- Putty (TR-AA)
- Smoke (TR-E)

²All powdercoat finishes.

- ³Dark Bronze Metallic (TR-DM)
- Metallic Gunmetal (TR-MG)
- Metallic Champagne (TR-MC)
- Metallic Silver (TR-LE)



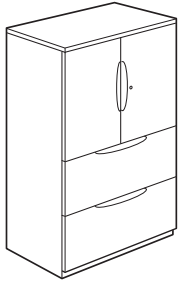
Combination Units — Freestanding

4H with One Lateral File Drawer

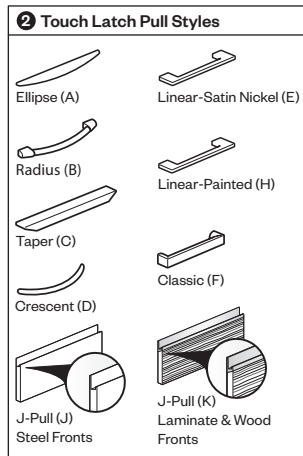
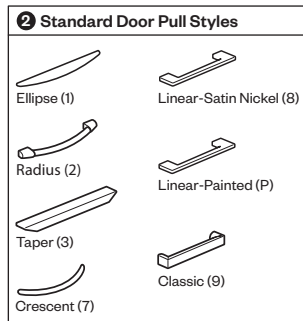
Actual Depth	Actual Width	Number ①②	Fronts Painted Trim		Fronts HPL A Trim		Fronts HPL B Trim		Fronts Wood A Trim		Fronts Wood B Trim	
			A	B	A	B	A	B	A	B	A	B
4H, 51.5"(1308mm) - 36"(914mm)H Storage, One Lateral												
18.75" (476mm)	29.885" (759mm)	JCPV-0430-■ ■	\$2826.91	\$3064.41	\$3335.68	\$3508.42	\$3425.05	\$3597.79	\$3657.95	\$3830.69	\$3766.16	\$3938.90
18.75" (476mm)	35.885" (911mm)	JCPV-0436-■ ■	\$3025.02	\$3293.12	\$3577.83	\$3768.56	\$3686.58	\$3877.31	\$3960.62	\$4151.35	\$4068.83	\$4259.56
18.75" (476mm)	41.885" (1064mm)	JCPV-0442-■ ■	\$3223.13	\$3521.83	\$3819.98	\$4028.70	\$3948.11	\$4156.83	\$4263.29	\$4472.01	\$4371.50	\$4580.22

Combination Units — Freestanding

4H with Two Lateral File Drawers



JOPY-SS1
Class FM



Features

- Includes:
 - 24"(610mm)H storage unit with one shelf that adjusts in 6"(152mm) increments
 - Two 12"(305mm)H lateral file drawers
- Lateral file drawers include side-to-side hanging bars that accommodate letter, legal, EDP, international A4, and foolscap suspended file folders.
- Drawer/door front options include painted, high-pressure laminate (HPL), or wood.
- Painted fronts must be specified with painted steel lockbar.
- Laminate fronts can be specified with a painted steel or laminate lockbar.
- Wood fronts can be specified with a painted steel or wood lockbar.
- Optional drawer/door pulls include Ellipse, Radius, Taper, Crescent, Linear, Classic and J-Pull. J-Pull available with touch latch doors only.
 - Crescent (7) and Classic (9) pulls are brushed nickel.
 - Ellipse (1) and Radius (2) pulls available in limited colors (see specification).
 - Taper (3) and J-Pull (J, K) match case color.
 - Linear pulls available:
 - Painted (P); finish specification required.
 - Satin nickel (8); no specification required.
- Standard door or touch latch door choice is determined by pull style code.
- Touch latch doors have touch latch mechanism on the right door, controlling access to both sides.
- Drawers have full extension steel ball-bearing slides.
- Drawer interior and accessories are black finish color. Storage unit interior and shelf match case color.
- Lock centered on front edge of unit top secures all drawers. Storage unit locks separately.
- All locks have the same key number.
- Lock plugs are available in black or chrome.
- For lock options, refer to Lock Program section of the Accessories Price List.
- Glides provide 1.5"(38mm) adjustment range.

Specification Tips

- Storage unit accommodates one row of standard-height binders.
- A separately specified counterweight is recommended when unit is not ganged to another file or anchored to a fixed object.
- Additional accessories are available and can be specified separately.

To Order, Specify:

1) Product number, including:

1 Front/Lockbar Option:

Painted Steel Fronts

SS Painted Steel Front/Painted Steel Lockbar

Laminate Fronts

LL HPL Fronts/Painted Steel Lockbar

TT HPL Fronts/HPL Lockbar (add **\$75.59** list)

Wood Fronts

WW Wood Fronts/Painted Steel Lockbar

RR Wood Fronts/Wood Lockbar (add **\$146.10** list)

2 Pull Option:*

9 Classic (add **\$52.15** list)

7 Crescent (add **\$42.50** list)

1 Ellipse¹

J J-Pull (Steel Fronts)

K J-Pull (HPL and Wood Fronts) (add **\$163.77** list)

P Linear - Painted²

8 Linear - Satin Nickel

2 Radius³ (add **\$42.50** list)

3 Taper

2) Trim color for case and steel fronts.

3) Pull trim color (Ellipse, Radius and painted Linear only).

4) Front HPL or wood finish (if applicable).

5) HPL edge color (if applicable).

6) Lock Plug color.

* For touch latch doors change pull style code (add **\$44.54** list)

¹Beige (TR-R)

Chalk (TR-AK)

Charcoal (TR-K)

Graphite (TR-J)

Gray Tone (TR-G)

Putty (TR-AA)

Smoke (TR-E)

²All powdercoat finishes.

³Dark Bronze Metallic (TR-DM)

Metallic Gunmetal (TR-MG)

Metallic Champagne (TR-MC)

Metallic Silver (TR-LE)

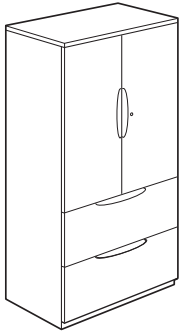
Combination Units — Freestanding

4H with Two Lateral File Drawers

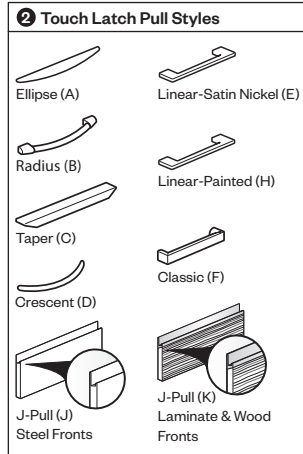
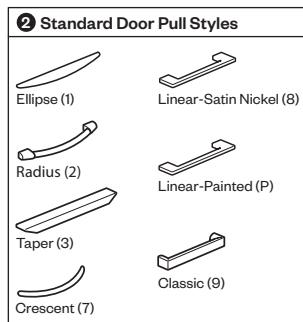
Actual Depth	Actual Width	Number	①②	Fronts Painted Trim		Fronts HPL A Trim		Fronts HPL B Trim		Fronts Wood A Trim		Fronts Wood B Trim	
				A	B	A	B	A	B	A	B	A	B
4H, 51.5"(1308mm) - 24"(610mm) H Storage, Two Laterals													
18.75" (476mm)	29.885" (759mm)	JCPY-0430-	■ ■	\$2863.11	\$3100.61	\$3333.33	\$3506.07	\$3387.23	\$3559.97	\$3592.78	\$3765.52	\$3703.93	\$3876.67
18.75" (476mm)	35.885" (962mm)	JCPY-0436-	■ ■	\$3118.70	\$3386.80	\$3620.38	\$3811.11	\$3697.23	\$3887.96	\$3952.05	\$4142.78	\$4063.20	\$4253.93
18.75" (476mm)	41.885" (1064mm)	JCPY-0442-	■ ■	\$3374.29	\$3672.99	\$3907.43	\$4116.15	\$4007.23	\$4215.95	\$4311.32	\$4520.04	\$4422.47	\$4631.19

Combination Units — Freestanding

5H with Two Lateral File Drawers



JCPY-SS1
Class FM



Features

- Includes:
 - 36"(914mm)H storage unit with two shelves that adjusts in 6"(152mm) increments
 - Two 12"(305mm)H lateral file drawers
- Lateral file drawers include side-to-side hanging bars that accommodate letter, legal, EDP, international A4, and foolscap suspended file folders.
- Drawer/door front options include painted, high-pressure laminate (HPL), or wood.
- Painted fronts must be specified with painted steel lockbar.
- Laminate fronts can be specified with a painted steel or laminate lockbar.
- Wood fronts can be specified with a painted steel or wood lockbar.
- Optional drawer/door pulls include Ellipse, Radius, Taper, Crescent, Linear, Classic and J-Pull. J-Pull available with touch latch doors only.
 - Crescent (7) and Classic (9) pulls are brushed nickel.
 - Ellipse (1) and Radius (2) pulls available in limited colors (see specification).
 - Taper (3) and J-Pull (J, K) match case color.
 - Linear pulls available:
 - Painted (P); finish specification required.
 - Satin nickel (8); no specification required.
- Standard door or touch latch door choice is determined by pull style code.
- Touch latch doors have touch latch mechanism on the right door, controlling access to both sides.
- Drawers have full extension steel ball-bearing slides.
- Drawer interior and accessories are black finish color. Storage unit interior and shelf match case color.
- Lock centered on front edge of unit top secures all drawers. Storage unit locks separately.
- All locks have the same key number.
- Lock plugs are available in black or chrome.
- For lock options, refer to Lock Program section of the Accessories Price List.
- Glides provide 1.5"(38mm) adjustment range.

Specification Tips

- Storage unit accommodates two rows of standard-height binders.
- A separately specified counterweight is recommended when unit is not ganged to another file or anchored to a fixed object.
- Additional accessories are available and can be specified separately.

To Order, Specify:

1) Product number, including:

1 Front/Lockbar Option:

Painted Steel Fronts

SS Painted Steel Front/Painted Steel Lockbar

Laminate Fronts

LL HPL Fronts/Painted Steel Lockbar

TT HPL Fronts/HPL Lockbar (add **\$75.59** list)

Wood Fronts

WW Wood Fronts/Painted Steel Lockbar

RR Wood Fronts/Wood Lockbar (add **\$146.10** list)

2 Pull Option:*

- 9** Classic (add **\$52.15** list)
- 7** Crescent (add **\$42.50** list)
- 1** Ellipse¹
- J** J-Pull (Steel Fronts)
- K** J-Pull (HPL and Wood Fronts) (add **\$163.77** list)
- P** Linear - Painted²
- 8** Linear - Satin Nickel
- 2** Radius³ (add **\$42.50** list)
- 3** Taper

- 2) Trim color for case and steel fronts.
- 3) Pull trim color (Ellipse, Radius and painted Linear only).
- 4) Front HPL or wood finish (if applicable).
- 5) HPL edge color (if applicable).
- 6) Lock Plug color.

* For touch latch doors change pull style code (add **\$44.54** list)

- ¹Beige (TR-R)
- Chalk (TR-AK)
- Charcoal (TR-K)
- Graphite (TR-J)
- Gray Tone (TR-G)
- Putty (TR-AA)
- Smoke (TR-E)

²All powdercoat finishes.

- ³Dark Bronze Metallic (TR-DM)
- Metallic Gunmetal (TR-MG)
- Metallic Champagne (TR-MC)
- Metallic Silver (TR-LE)

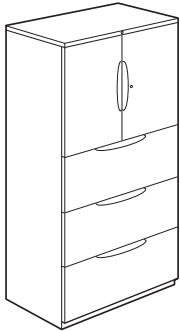
Combination Units — Freestanding

5H with Two Lateral File Drawers

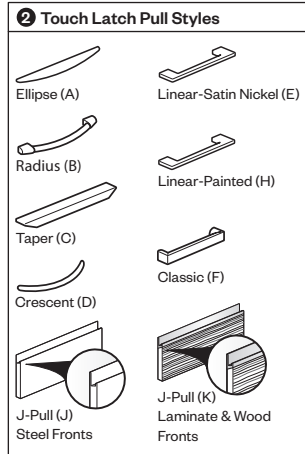
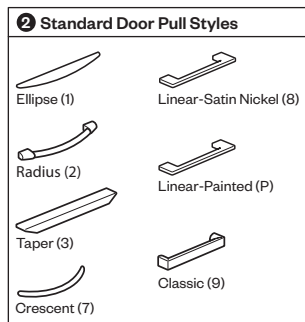
Actual Depth	Actual Width	Number ①②	Fronts Painted Trim		Fronts HPL A Trim		Fronts HPL B Trim		Fronts Wood A Trim		Fronts Wood B Trim	
			A	B	A	B	A	B	A	B	A	B
5H, 63.5"(1613mm) - 36"(914mm)H Storage, Two Laterals												
18.75" (476mm)	29.885" (759mm)	JCPY-0530-■ ■	\$3022.39	\$ 3310.30	\$3587.03	\$ 3792.17	\$3661.26	\$ 3866.40	\$3968.75	\$ 4173.89	\$4090.97	\$4296.11
18.75" (476mm)	35.885" (911mm)	JCPY-0536-■ ■	\$3277.98	\$3603.67	\$ 3911.12	\$ 4137.86	\$ 4011.28	\$ 4238.02	\$ 4374.33	\$ 4601.07	\$4496.55	\$4723.29
18.75" (476mm)	41.885" (1064mm)	JCPY-0542-■ ■	\$3533.57	\$ 3897.04	\$4235.21	\$4483.55	\$4361.30	\$4609.64	\$ 4779.91	\$5028.25	\$4902.13	\$ 5150.47

Combination Units — Freestanding

5H with Three Lateral File Drawers



JCPX-SS1
Class FM



Features

- Includes:
 - 24"(610mm)H storage unit with one shelf that adjust in 6"(152mm) increments
 - Three 12"(305mm)H lateral file drawers
- Lateral file drawers include side-to-side hanging bars that accommodate letter, legal, EDP, international A4, and foolscap suspended file folders.
- Drawer/door front options include painted, high-pressure laminate (HPL), or wood.
- Painted fronts must be specified with painted steel lockbar.
- Laminate fronts can be specified with a painted steel or laminate lockbar.
- Wood fronts can be specified with a painted steel or wood lockbar.
- Optional drawer/door pulls include Ellipse, Radius, Taper, Crescent, Linear, Classic and J-Pull. J-Pull available with touch latch doors only.
 - Crescent (7) and Classic (9) pulls are brushed nickel.
 - Ellipse (1) and Radius (2) pulls available in limited colors (see specification).
 - Taper (3) and J-Pull (J, K) match case color.
 - Linear pulls available:
 - Painted (P); finish specification required.
 - Satin nickel (8); no specification required.
- Standard door or touch latch door choice is determined by pull style code.
- Touch latch doors have touch latch mechanism on the right door, controlling access to both sides.
- Drawer has full extension steel ball-bearing slides.
- Drawer interior and accessories are black finish color. Storage unit interior and shelf match case color.
- Lock centered on front edge of unit top secures all drawers. Storage unit locks separately.
- All locks have the same key number.
- Lock plugs are available in black or chrome.
- For lock options, refer to Lock Program section of the Accessories Price List.
- Glides provide 1.5"(38mm) adjustment range.

Specification Tips

- Storage unit accommodates one row of standard-height binders.
- A separately specified counterweight is recommended when unit is not ganged to another file or anchored to a fixed object.
- Additional accessories are available and can be specified separately.

To Order, Specify:

1) Product number, including:

1 Front/Lockbar Option:

Painted Steel Fronts

SS Painted Steel Front/Painted Steel Lockbar

Laminate Fronts

LL HPL Fronts/Painted Steel Lockbar

TT HPL Fronts/HPL Lockbar (add **\$75.59** list)

Wood Fronts

WW Wood Fronts/Painted Steel Lockbar

RR Wood Fronts/Wood Lockbar (add **\$146.10** list)

2 Pull Option:*

- 9** Classic (add **\$52.15** list)
- 7** Crescent (add **\$42.50** list)
- 1** Ellipse¹
- J** J-Pull (Steel Fronts)
- K** J-Pull (HPL and Wood Fronts) (add **\$163.77** list)
- P** Linear - Painted²
- 8** Linear - Satin Nickel
- 2** Radius³ (add **\$42.50** list)
- 3** Taper

- 2) Trim color for case and steel fronts.
- 3) Pull trim color (Ellipse, Radius and painted Linear only).
- 4) Front HPL or wood finish (if applicable).
- 5) HPL edge color (if applicable).
- 6) Lock Plug color.

* For touch latch doors change pull style code (add **\$44.54** list)

- ¹Beige (TR-R)
- Chalk (TR-AK)
- Charcoal (TR-K)
- Graphite (TR-J)
- Gray Tone (TR-G)
- Putty (TR-AA)
- Smoke (TR-E)
- ²All powdercoat finishes.
- ³Dark Bronze Metallic (TR-DM)
- Metallic Gunmetal (TR-MG)
- Metallic Champagne (TR-MC)
- Metallic Silver (TR-LE)

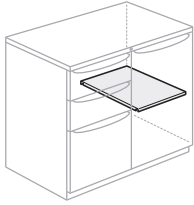
Combination Units — Freestanding

5H with Three Lateral File Drawers

Actual Depth	Actual Width	Number	①②	Fronts Painted Trim		Fronts HPL A Trim		Fronts HPL B Trim		Fronts Wood A Trim		Fronts Wood B Trim	
				A	B	A	B	A	B	A	B	A	B
5H, 63.5"(1613mm) - 24"(610mm)H Storage, Three Laterals													
18.75" (476mm)	29.885" (759mm)	JCPX-0530-	■ ■	\$3257.68	\$3545.59	\$3829.50	\$4034.64	\$3868.46	\$4073.60	\$4221.90	\$4427.04	\$4344.52	\$4549.66
18.75" (476mm)	35.885" (911mm)	JCPX-0536-	■ ■	\$3527.50	\$3853.19	\$4176.68	\$4403.42	\$4243.45	\$4470.19	\$4655.90	\$4882.64	\$4799.26	\$5026.00
18.75" (476mm)	41.885" (1064mm)	JCPX-0542-	■ ■	\$3797.32	\$4160.79	\$4523.86	\$4772.20	\$4618.44	\$4866.78	\$5089.90	\$5338.24	\$5254.00	\$5502.34

Combination Unit Accessories

Storage Shelf



JSSA-15
Class FM

Feature

- Includes shelf and clips.

Specification Tip

- To be used with 2H 30"(762mm)W combination unit with storage door only.

To Order, Specify:

- 1) Product number.
- 2) Trim color.

Unit Width	Shelf Width	Shelf Depth	Shelf Thickness	Number	Trim	
					A	B
30"(762mm)	13.75"(349mm)	16.5"(419mm)	0.625"(16mm)	JSSA-15	\$99.66	\$120.98

Storage Shelves



JSSA
Class FM

Feature

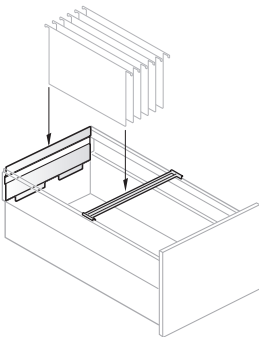
- Includes one storage shelf and clips.

To Order, Specify:

- 1) Product number.
- 2) Trim color.

Unit Width	Shelf Width	Shelf Depth	Shelf Thickness	Number	Trim	
					A	B
30"(762mm)	28.25"(718mm)	16.5"(419mm)	0.625"(16mm)	JSSA-30	\$124.86	\$155.64
36"(914mm)	34.25"(870mm)			JSSA-36	134.92	165.70
42"(1067mm)	40.25"(1022mm)			JSSA-42	144.97	175.75

Filing Kit



JOPL-12
Class FM

Features

- Includes one steel drawer back extension and one side-to-side file hanging bar.
- Black finish only.

Specification Tips

- For use in X Series Combination Units only.
- Required for filing side-to-side or legal in 12"(305mm) Combination Unit pedestal style drawers.

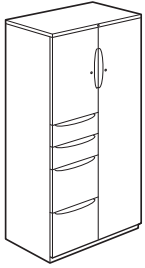
To Order, Specify:

- 1) Product number.
(No finish specification required.)

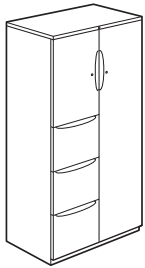
Number	Price
JOPL-12	\$122.46

Combination Units with Valet

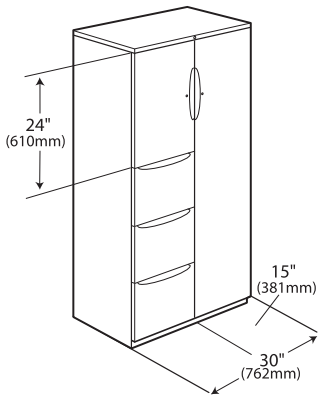
5H Valet – 30”W



JVPN-SS1
(Right)



JVPM-SS1
(Right)
Class FM

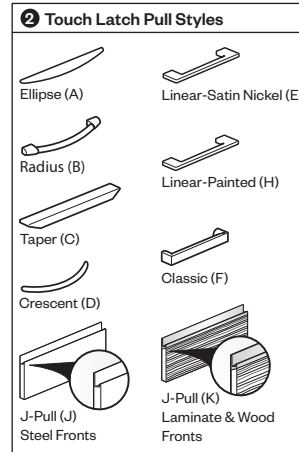
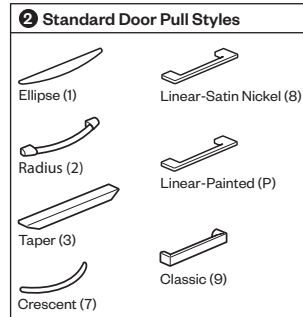


Features

- Includes:
 - 24”(610mm)H storage unit with one shelf that adjusts in 6”(152mm) increments
 - Pedestal section with multiple box and file drawer configurations
 - Valet with coat rod
- Combination unit with box drawers includes a single pencil tray.
- Drawer/door front options include painted, high-pressure laminate (HPL), or wood.
- Painted fronts must be specified with painted steel lockbar.
- Laminate fronts can be specified with a painted steel or laminate lockbar.
- Wood fronts can be specified with a painted steel or wood lockbar.
- Optional drawer/door pulls include Ellipse, Radius, Taper, Crescent, Linear, Classic and J-Pull. J-Pull available with touch latch doors only.
 - Crescent (7) and Classic (9) pulls are brushed nickel.
 - Ellipse (1) and Radius (2) pulls available in limited colors (see specification).
 - Taper (3) and J-Pull (J, K) match case color.
 - Linear pulls available:
 - Painted (P); finish specification required.
 - Satin nickel (8); no specification required.
- Standard door or touch latch door choice is determined by pull style code.
- Touch latch doors have touch latch mechanism on the right door, controlling access to both sides.
- Drawers have full extension steel ball-bearing slides.
- Drawer interiors and accessories are black finish color. Storage unit interior, valet interior, and shelves match case color.
- Lock centered on front edge of unit top secures all drawers; storage unit and valet each lock separately.
- All locks have the same key number.
- Lock plugs are available in black or chrome.
- For lock options, refer to Lock Program section of the Accessories Price List.
- Glides provide 1.5”(38mm) adjustment range.

Specification Tips

- Storage unit accommodates one row of standard-height binders.
- Pedestal file drawer has a half-height back. To accommodate side-to-side legal filing, or to convert to a full-height back, a legal-size filing kit must be specified separately.
- Additional accessories are available and can be specified separately.



To Order, Specify:

1) Product number, including:

1 Front/Lockbar Option:

Painted Steel Fronts

SS Painted Steel Front/Painted Steel Lockbar

Laminate Fronts

LL HPL Fronts/Painted Steel Lockbar

TT HPL Fronts/HPL Lockbar (add **\$75.59** list)

Wood Fronts

WW Wood Fronts/Painted Steel Lockbar

RR Wood Fronts/Wood Lockbar (add **\$146.10** list)

2 Pull Option:*

9 Classic (add **\$52.15** list)

7 Crescent (add **\$42.50** list)

1 Ellipse¹

J J-Pull (Steel Fronts)

K J-Pull (HPL and Wood Fronts) (add **\$163.77** list)

P Linear - Painted²

8 Linear - Satin Nickel

2 Radius³ (add **\$42.50** list)

3 Taper

2) Trim color for case and steel fronts.

3) Pull trim color (Ellipse, Radius and painted Linear only).

4) Front HPL or wood finish (if applicable).

5) HPL edge color (if applicable).

6) Lock Plug color.

* For touch latch doors change pull style code (add **\$44.54** list)

¹Beige (TR-R)

Chalk (TR-AK)

Charcoal (TR-K)

Graphite (TR-J)

Gray Tone (TR-G)

Putty (TR-AA)

Smoke (TR-E)

²All powdercoat finishes.

³Dark Bronze Metallic (TR-DM)

Metallic Gunmetal (TR-MG)

Metallic Champagne (TR-MC)

Metallic Silver (TR-LE)

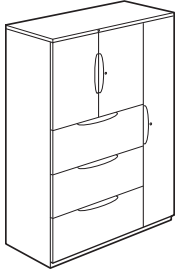
Combination Units with Valet

5H Valet – 30”W


Actual Depth	Actual Width	Number ①②	Fronts Painted Trim		Fronts HPL A Trim		Fronts HPL B Trim		Fronts Wood A Trim		Fronts Wood B Trim	
			A	B	A	B	A	B	A	B	A	B
5H, 63.5”(1613mm) - 24”(610mm)H Storage, File/File/File, Valet Right												
18.75" (476mm)	29.885" (759mm)	JVPM-0530-■ ■	\$5654.92	\$5942.83	\$6398.46	\$6603.60	\$ 6451.12	\$6656.26	\$6970.10	\$ 7175.24	\$ 7173.89	\$7379.03
5H, 63.5”(1613mm) - 24”(610mm)H Storage, File/File/File, Valet Left												
18.75" (476mm)	29.885" (759mm)	JVPA-0530-■ ■	\$5660.31	\$5948.22	\$6403.85	\$6608.99	\$6456.51	\$ 6661.65	\$6975.49	\$ 7180.63	\$ 7179.28	\$7384.42
5H, 63.5”(1613mm) - 24”(610mm)H Storage, Box/Box/File/File, Valet Right												
18.75" (476mm)	29.885" (759mm)	JVPM-0530-■ ■	\$5511.10	\$5799.01	\$6238.52	\$6443.66	\$6289.93	\$6495.07	\$6794.17	\$6999.31	\$6992.11	\$ 7197.25
5H, 63.5”(1613mm) - 24”(610mm)H Storage, Box/Box/File/File, Valet Left												
18.75" (476mm)	29.885" (759mm)	JVPH-0530-■ ■	\$5764.33	\$6052.24	\$6522.96	\$ 6728.10	\$6576.82	\$ 6781.96	\$ 7109.66	\$ 7314.80	\$ 7317.26	\$7522.40

Combination Units with Valet

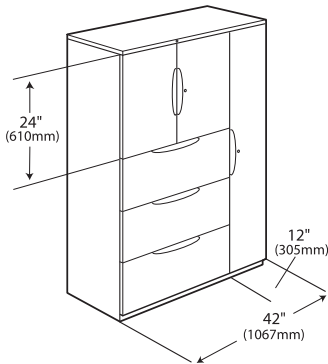
5H Valet – 42”W



JVPW-SS1
(Right)



JVPP-SS1
(Right)
Class FM

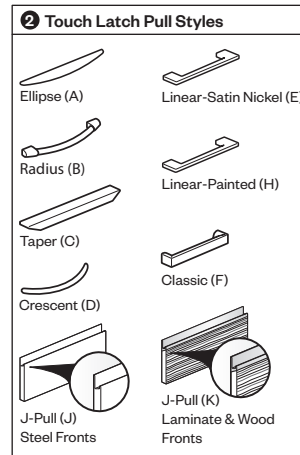
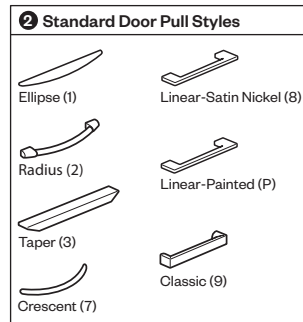


Features

- Includes:
 - 24”(610mm)H storage unit with one shelf that adjusts in 6”(152mm) increments
 - Drawer section with multiple pedestal and lateral drawer configurations
 - Valet with coat rod
- Combination unit with box drawers includes a single pencil tray.
- Lateral file drawers include side-to-side hanging bars that accommodate letter, legal, EDP, international A4, and foolscap suspended file folders.
- Drawer/door front options include painted, high-pressure laminate (HPL), or wood.
- Painted fronts must be specified with painted steel lockbar.
- Laminate fronts can be specified with a painted steel or laminate lockbar.
- Wood fronts can be specified with a painted steel or wood lockbar.
- Optional drawer/door pulls include Ellipse, Radius, Taper, Crescent, Linear, Classic and J-Pull. J-Pull available with touch latch doors only.
 - Crescent (7) and Classic (9) pulls are brushed nickel.
 - Ellipse (1) and Radius (2) pulls available in limited colors (see specification).
 - Taper (3) and J-Pull (J, K) match case color.
 - Linear pulls available:
 - Painted (P); finish specification required.
 - Satin nickel (8); no specification required.
- Standard door or touch latch door choice is determined by pull style code.
- Touch latch doors have touch latch mechanism on the right door, controlling access to both sides.
- Drawers have full extension steel ball-bearing slides
- Drawer interiors and accessories are black finish color; shelves, storage unit interior, and valet interior match case color.
- Lock centered on front edge of unit top secures all drawers; storage unit and valet each lock separately.
- All locks in unit have the same key number.
- Lock plugs are available in black or chrome.
- For lock options, refer to Lock Program section of the Accessories Price List.
- Glides provide 1.5”(38mm) adjustment range.

Specification Tips

- Storage unit accommodates one row of standard-height binders.
- Pedestal file drawer has a half-height back. To accommodate side-to-side legal filing, or to convert to a full-height back, a legal-size filing kit must be specified separately.
- Additional accessories are available and can be specified separately.



To Order, Specify:

1) Product number, including:

1 Front/Lockbar Option:

Painted Steel Fronts

SS Painted Steel Front/Painted Steel Lockbar

Laminate Fronts

LL HPL Fronts/Painted Steel Lockbar

TT HPL Fronts/HPL Lockbar (add **\$75.59** list)

Wood Fronts

WW Wood Fronts/Painted Steel Lockbar

RR Wood Fronts/Wood Lockbar (add **\$146.10** list)

2 Pull Option:*

9 Classic (add **\$52.15** list)

7 Crescent (add **\$42.50** list)

1 Ellipse¹

J J-Pull (Steel Fronts)

K J-Pull (HPL and Wood Fronts) (add **\$163.77** list)

P Linear - Painted²

8 Linear - Satin Nickel

2 Radius³ (add **\$42.50** list)

3 Taper

2) Trim color for case and steel fronts.

3) Pull trim color (Ellipse, Radius and painted Linear only).

4) Front HPL or wood finish (if applicable).

5) HPL edge color (if applicable).

6) Lock Plug color.

* For touch latch doors change pull style code (add **\$44.54** list)

¹Beige (TR-R)

Chalk (TR-AK)

Charcoal (TR-K)

Graphite (TR-J)

Gray Tone (TR-G)

Putty (TR-AA)

Smoke (TR-E)

²All powdercoat finishes.

³Dark Bronze Metallic (TR-DM)

Metallic Gunmetal (TR-MG)

Metallic Champagne (TR-MC)

Metallic Silver (TR-LE)

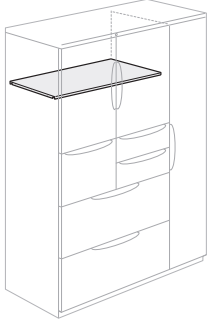
Combination Units with Valet

5H Valet – 42”W

Actual Depth	Actual Width	Number	①②	Fronts Painted Trim		Fronts HPL A Trim		Fronts HPL B Trim		Fronts Wood A Trim		Fronts Wood B Trim	
				A	B	A	B	A	B	A	B	A	B
5H, 63.5”(1613mm) - 24”(610mm)H Storage, Three Laterals, Valet Right													
18.75" (476mm)	41.885" (1064mm)	JVPW-0542-	■ ■	\$6098.32	\$6461.79	\$6924.88	\$ 7173.22	\$6984.22	\$7232.56	\$7581.43	\$ 7829.77	\$7804.08	\$8052.42
5H, 63.5”(1613mm) - 24”(610mm)H Storage, Three Laterals, Valet Left													
18.75" (476mm)	41.885" (1064mm)	JVPD-0542-	■ ■	\$6098.32	\$6461.79	\$6924.88	\$ 7173.22	\$6984.22	\$7232.56	\$7581.43	\$ 7829.77	\$7804.08	\$8052.42
5H, 63.5”(1613mm) - 24”(610mm)H Storage, File/Box/Box/Two Laterals, Valet Right													
18.75" (476mm)	41.885" (1064mm)	JVPP-0542-	■ ■	\$6451.17	\$6814.64	\$7404.16	\$7652.50	\$ 7473.59	\$ 7721.93	\$8187.11	\$8435.45	\$8428.66	\$ 8677.00
5H, 63.5”(1613mm) - 24”(610mm)H Storage, File/Box/Box/Two Laterals, Valet Left													
18.75" (476mm)	41.885" (1064mm)	JVPP-0542-	■ ■	\$6451.17	\$6814.64	\$7404.16	\$7652.50	\$ 7473.59	\$ 7721.93	\$8187.11	\$8435.45	\$8428.66	\$ 8677.00

Combination Units/Valet Accessories

Storage Shelf



JSSA-30
Class FM

Feature

- Includes shelf and clips (combination units only).

Specification Tip

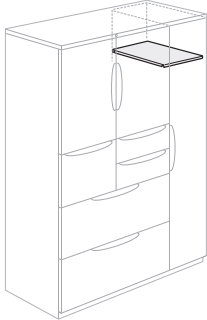
- For use with 5H 42"(1067mm)W combination unit with valet in 30"(762mm)W storage area.

To Order, Specify:

- 1) Product number.
- 2) Trim color.

Shelf Width	Shelf Depth	Shelf Thickness	Number	Trim	
				A	B
28.25"(718mm)	16.5"(419mm)	0.625"(16mm)	JSSA-30	\$124.86	\$155.64

Valet Shelf



JSSA-12
Class FM

Feature

- Includes shelf and clips.

Specification Tips

- For use with 5H 42"(1067mm)W combination unit with valet.
- Shelves mount under coat rod. Adjusts in 6"(152mm) increments.

To Order, Specify:

- 1) Product number.
- 2) Trim color.

Shelf Width	Shelf Depth	Shelf Thickness	Number	Trim	
				A	B
10.75"(273mm)	16.5"(419mm)	0.625"(16mm)	JSSA-12	\$94.57	\$115.89

Valet Shelf



JSSA-15
Class FM

Feature

- Includes shelf and clips.

Specification Tip

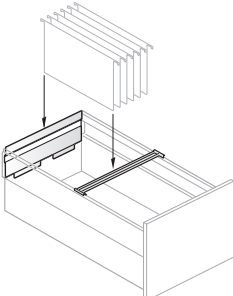
- For use with 5H 30"(762mm)W combination unit with valet in valet.

To Order, Specify:

- 1) Product number.
- 2) Trim color.

Shelf Width	Shelf Depth	Shelf Thickness	Number	Trim	
				A	B
13.75"(349mm)	16.5"(419mm)	0.625"(16mm)	JSSA-15	\$99.66	\$120.98

Filing Kit



JOPL-12
Class FM

Features

- Includes one steel drawer back extension and one side-to-side file hanging bar.
- Black finish only.

Specification Tips

- For use in X Series Combination Units only.
- Required for filing side-to-side or legal in 12"(305mm) Combination Unit pedestal style drawers.

To Order, Specify:

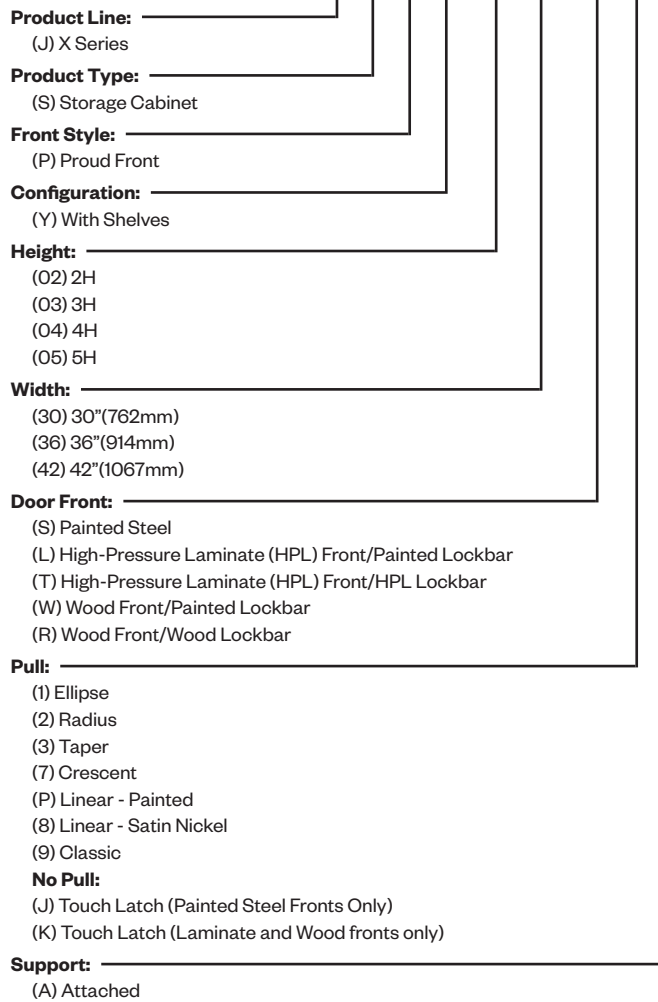
- 1) Product number.
(No finish specification required.)

Number	Price
JOPL-12	\$122.46

Storage Cabinets

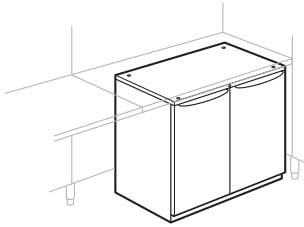
Catalog Logic

J S P Y - 02 30 - S 1 A

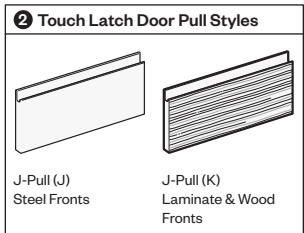
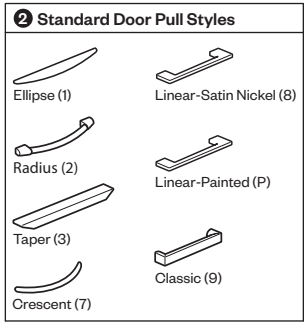


Storage Cabinets — Attached

2H



JSPY-S1A
Class FM



Features

- Includes one shelf that adjusts in 6”(152mm) increments and attachment hardware.
- Hinged doors feature full access hinges.
- Door front options include painted, high-pressure laminate (HPL), or wood.
- Painted fronts must be specified with painted steel lockbar.
- Laminate fronts can be specified with a painted steel or laminate lockbar.
- Wood fronts can be specified with a painted steel or wood lockbar.
- Optional door pulls include Ellipse, Radius, Taper, Crescent, Linear, Classic and J-Pull. J-Pull available with touch latch doors only.
 - Crescent (7) and Classic (9) pulls are brushed nickel.
 - Ellipse (1) and Radius (2) pulls available in limited colors (see specification).
 - Taper (3) and J-Pull (J, K) match case color.
 - Linear pulls available:
 - Painted (P); finish specification required.
 - Satin nickel (8); no specification required.
- Standard door or touch latch door choice is determined by pull style code.
- Touch latch doors have touch latch mechanism on the right door, controlling access to both sides.
- Cabinet interior and shelf match case color.
- Lock is centered on front edge of cabinet top.
- Lock plug is available in black or chrome.
- For lock options, refer to Lock Program section of the Accessories Price List.
- Glides provide 1.5”(38mm) adjustment range.

Specification Tips

- Must be attached under a worksurface 20”(508mm)D or deeper.
- When using storage unit to support one end of a worksurface in a panel system application, secure the worksurface to the panel using a corner bracket or cantilever; specified separately.
- When attaching a panel-hung worksurface up to 2”(51mm) higher than standard mounting height, use a worksurface height adjustment kit, specified separately.
- Accommodates one row of standard-height binders.
- Additional accessories are available and can be specified separately.

To Order, Specify:

1) Product number, including:

1 Front/Lockbar Option:

Painted Steel Fronts

- S** Painted Steel Front/Painted Steel Lockbar

Laminate Fronts

- L** HPL Fronts/Painted Steel Lockbar
- T** HPL Fronts/HPL Lockbar (add **\$89.50** list)

Wood Fronts

- W** Wood Fronts/Painted Steel Lockbar
- R** Wood Fronts/Wood Lockbar (add **\$172.21** list)

2 Pull Option:*

- 9** Classic (add **\$52.15** list)
- 7** Crescent (add **\$42.50** list)
- 1** Ellipse¹
- J** J-Pull (Steel Fronts)
- K** J-Pull (HPL and Wood Fronts)
- P** Linear - Painted²
- 8** Linear - Satin Nickel
- 2** Radius³ (add **\$42.50** list)
- 3** Taper

- 2) Trim color for case and steel fronts.
- 3) Pull trim color (Ellipse, Radius and painted Linear only).
- 4) Front HPL or wood finish (if applicable).
- 5) HPL edge color (if applicable).
- 6) Lock Plug color.

* For touch latch doors change pull style code (add **\$44.54** list per door)

- ¹Beige (TR-R)
- Chalk (TR-AK)
- Charcoal (TR-K)
- Graphite (TR-J)
- Gray Tone (TR-G)
- Putty (TR-AA)
- Smoke (TR-E)

²All powdercoat finishes.

- ³Dark Bronze Metallic (TR-DM)
- Metallic Gunmetal (TR-MG)
- Metallic Champagne (TR-MC)
- Metallic Silver (TR-LE)

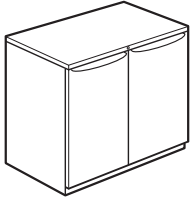
Storage Cabinets — Attached

2H

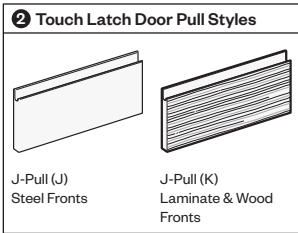
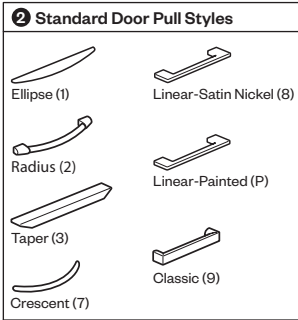
Actual Depth	Actual Width	Number ①②	Fronts Painted Trim		Fronts HPL A Trim		Fronts HPL B Trim		Fronts Wood A Trim		Fronts Wood B Trim	
			A	B	A	B	A	B	A	B	A	B
27.5"(699mm)H												
18.75" (476mm)	29.885" (759mm)	JSPY-0230- A	\$1570.35	\$ 1715.20	\$1853.55	\$ 1960.28	\$1884.02	\$ 1990.75	\$ 1951.49	\$2058.22	\$2008.67	\$ 2115.40
18.75" (476mm)	35.885" (911mm)	JSPY-0236- A	\$1842.89	\$2006.77	\$2156.56	\$ 2274.70	\$2198.50	\$ 2316.64	\$2283.11	\$ 2401.25	\$ 2361.46	\$2479.60
18.75" (476mm)	41.885" (1064mm)	JSPY-0242- A	\$1934.35	\$ 2117.26	\$2270.91	\$2400.46	\$2316.65	\$2446.20	\$ 2418.42	\$ 2547.97	\$2504.55	\$2634.10

Storage Cabinets — Freestanding

2H



JSPY-S1
Class FM



Features

- Includes one shelf that adjusts in 6"(152mm) increments.
- Hinged doors feature full access hinges.
- Door front options include painted, high-pressure laminate (HPL), or wood.
- Painted fronts must be specified with painted steel lockbar.
- Laminate fronts can be specified with a painted steel or laminate lockbar.
- Wood fronts can be specified with a painted steel or wood lockbar.
- Optional door pulls include Ellipse, Radius, Taper, Crescent, Linear, Classic and J-Pull. J-Pull available with touch latch doors only.
 - Crescent (7) and Classic (9) pulls are brushed nickel.
 - Ellipse (1) and Radius (2) pulls available in limited colors (see specification).
 - Taper (3) and J-Pull (J, K) match case color.
- Linear pulls available:
 - Painted (P); finish specification required.
 - Satin nickel (8); no specification required.
- Standard door or touch latch door choice is determined by pull style code.
- Touch latch doors have touch latch mechanism on the right door, controlling access to both sides.
- Cabinet interior and shelf match case color.
- Lock is centered on front edge of cabinet top.
- Lock plug is available in black or chrome.
- For lock options, refer to Lock Program section of the Accessories Price List.
- Glides provide 1.5"(38mm) adjustment range.

Specification Tips

- Accommodates one row of standard-height binders.
- Additional accessories are available and can be specified separately.
- A shelf insert liner is available in eParts that provides shelf adjustment flexibility to 2.5"(64mm) part#: 8514-1825.

To Order, Specify:

1) Product number, including:

1 Front/Lockbar Option:

Painted Steel Fronts

- S** Painted Steel Front/Painted Steel Lockbar

Laminate Fronts

- L** HPL Fronts/Painted Steel Lockbar
- T** HPL Fronts/HPL Lockbar (add **\$89.50** list)

Wood Fronts

- W** Wood Fronts/Painted Steel Lockbar
- R** Wood Fronts/Wood Lockbar (add **\$172.21** list)

2 Pull Option:*

- 9** Classic (add **\$52.15** list)
- 7** Crescent (add **\$42.50** list)
- 1** Ellipse¹
- J** J-Pull (Steel Fronts)
- K** J-Pull (HPL and Wood Fronts)
- P** Linear - Painted²
- 8** Linear - Satin Nickel
- 2** Radius³ (add **\$42.50** list)
- 3** Taper

- 2) Trim color for case and steel fronts.
- 3) Pull trim color (Ellipse, Radius and painted Linear only).
- 4) Front HPL or wood finish (if applicable).
- 5) HPL edge color (if applicable).
- 6) Lock Plug color.

* For touch latch doors change pull style code (add **\$44.54** list per door)

- ¹Beige (TR-R)
- Chalk (TR-AK)
- Charcoal (TR-K)
- Graphite (TR-J)
- Gray Tone (TR-G)
- Putty (TR-AA)
- Smoke (TR-E)

²All powdercoat finishes.

- ³Dark Bronze Metallic (TR-DM)
- Metallic Gunmetal (TR-MG)
- Metallic Champagne (TR-MC)
- Metallic Silver (TR-LE)


Storage Cabinets — Freestanding

2H

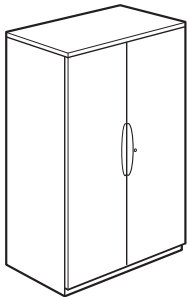
Actual Depth	Actual Width	Number	①②	Fronts Painted Trim		Fronts HPL A Trim		Fronts HPL B Trim		Fronts Wood A Trim		Fronts Wood B Trim	
				A	B	A	B	A	B	A	B	A	B
27.5"(699mm)H													
18.75" (476mm)	29.885" (759mm)	JSPY-0230-	■ ■	\$1570.35	\$ 1715.20	\$1853.55	\$ 1960.28	\$1884.02	\$ 1990.75	\$ 1951.49	\$2058.22	\$2008.67	\$ 2115.40
18.75" (476mm)	35.885" (911mm)	JSPY-0236-	■ ■	\$1842.89	\$2006.77	\$ 2156.56	\$ 2274.70	\$2198.50	\$ 2316.64	\$2283.11	\$ 2401.25	\$ 2361.46	\$2479.60
18.75" (476mm)	41.885" (1064mm)	JSPY-0242-	■ ■	\$1934.35	\$ 2117.26	\$2270.91	\$2400.46	\$2316.65	\$2446.20	\$ 2418.42	\$ 2547.97	\$2504.55	\$2634.10

Storage Cabinets — Freestanding

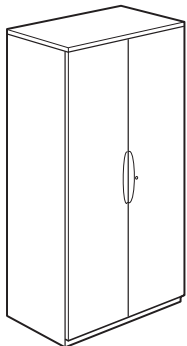
3H, 4H and 5H



JSPY-S1



JSPY-S1



JSPY-S1
Class FM

Features

- Includes two, three or four shelves that adjust in 6"(152mm) increments.
- Hinged doors feature full access hinges.
- Optional door pulls include Ellipse, Radius, Taper, Crescent, Linear, Classic, and No Pull (touch latch).
 - Crescent (7) and Classic (9) pulls are brushed nickel.
 - Ellipse (1) and Radius (2) pulls available in limited colors (see specification).
 - Taper (3) and J-Pull (J, K) match case color.
 - Linear pulls available:
 - Painted (P); finish specification required.
 - Satin nickel (8); no specification required.
- Touch latch doors have touch latch mechanism on the right door, controlling access to both sides.
- Cabinet interior and shelves match case color.
- Lock is located next to pull on right-hand door.
- Lock plug is available in black or chrome.
- For lock options, refer to Lock Program section of the Accessories Price List.
- Glides provide 1.5"(38mm) adjustment range.

Specification Tips

- 3H cabinet accommodates two rows of standard-height binders; 4H cabinet accommodates three rows of standard-height binders.
- 5H accommodates four rows of standard height binders when shelf insert liner is ordered and installed.
- Additional accessories are available and can be specified separately.
- A shelf insert liner is available in eParts that provides shelf adjustment flexibility to 2.5"(64mm):
 - 3H: part#: 8514-1826
 - 4H: part#: 8514-1827
 - 5H: part#: 8514-1828

To Order, Specify:

1) Product number, including:

1 Pull Option*

- 9 Classic (add \$52.15 list)
- 7 Crescent (add \$42.50 list)
- 1 Ellipse¹
- J J-Pull (Steel Fronts)
- P Linear - Painted²
- 8 Linear - Satin Nickel
- 2 Radius³ (add \$42.50 list)
- 3 Taper

2) Trim color for door front, and case.

3) Pull trim color (Ellipse, Radius and painted Linear only).

4) Lock Plug color.

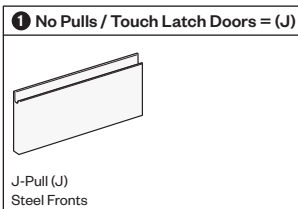
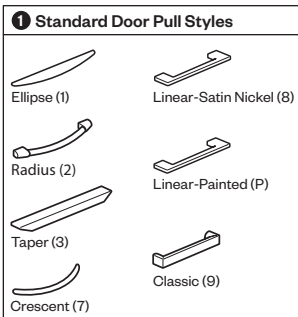
* For touch latch doors change pull style code (add \$44.54 list per door)

- ¹Beige (TR-R)
- Chalk (TR-AK)
- Charcoal (TR-K)
- Graphite (TR-J)
- Gray Tone (TR-G)
- Putty (TR-AA)
- Smoke (TR-E)

²All powdercoat finishes.

- ³Dark Bronze Metallic (TR-DM)
- Metallic Gunmetal (TR-MG)
- Metallic Champagne (TR-MC)
- Metallic Silver (TR-LE)

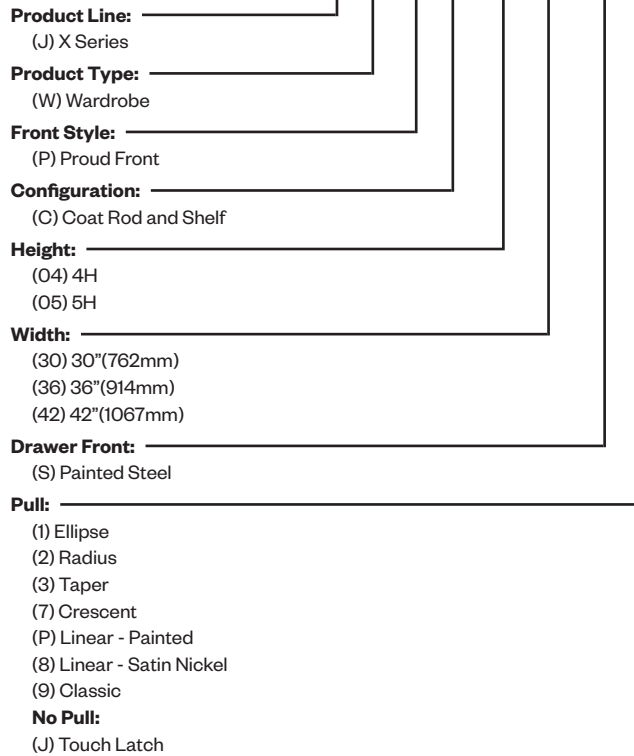
Actual Height	Actual Depth	Actual Width	Number	1	Trim A	B
3H						
39.5"(1003mm)	18.75"(476mm)	29.885"(759mm)	JSPY-0330-S		\$1759.04	\$ 1957.24
39.5"(1003mm)	18.75"(476mm)	35.885"(911mm)	JSPY-0336-S		\$1856.22	\$ 2081.11
39.5"(1003mm)	18.75"(476mm)	41.885"(1064mm)	JSPY-0342-S		\$2027.76	\$ 2279.34
4H						
51.5"(1308mm)	18.75"(476mm)	29.885"(759mm)	JSPY-0430-S		\$1926.71	\$ 2178.27
51.5"(1308mm)	18.75"(476mm)	35.885"(911mm)	JSPY-0436-S		\$2077.26	\$ 2361.23
51.5"(1308mm)	18.75"(476mm)	41.885"(1064mm)	JSPY-0442-S		\$2317.37	\$ 2633.75
5H						
63.5"(1613mm)	18.75"(476mm)	29.885"(759mm)	JSPY-0530-S		\$2124.96	\$ 2429.87
63.5"(1613mm)	18.75"(476mm)	35.885"(911mm)	JSPY-0536-S		\$2304.10	\$ 2649.03
63.5"(1613mm)	18.75"(476mm)	41.885"(1064mm)	JSPY-0542-S		\$2561.39	\$ 2946.34



Wardrobes

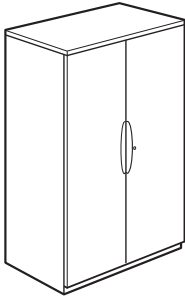
Catalog Logic

J W P C - 05 30 - S 1

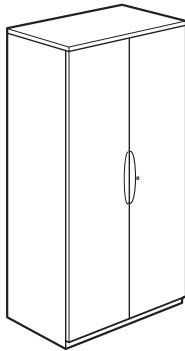


Wardrobes

4H and 5H



JWPC-S1



JWPC-S1
Class FM

Features

- Includes coat rod and one shelf that adjusts in 6"(152mm) increments.
- Coat rod is located 3"(76mm) from top.
- Hinged doors feature full access hinges.
- Optional door pulls include Ellipse, Radius, Taper, Crescent, Linear, Classic, and No Pull (touch latch).
 - Crescent (7) and Classic (9) pulls are brushed nickel.
 - Ellipse (1) and Radius (2) pulls available in limited colors (see specification).
 - Taper (3) and J-Pull (J, K) match case color.
 - Linear pulls available:
 - Painted (P); finish specification required.
 - Satin nickel (8); no specification required.
- Touch latch doors have touch latch mechanism on the right door, controlling access to both sides.
- Cabinet interior and shelves match case color.
- Lock is located next to pull on right-hand door.
- Lock plug is available in black or chrome.
- For lock options, refer to Lock Program section of the Accessories Price List.
- Glides provide 1.5"(38mm) adjustment range.

Specification Tip

- Additional accessories are available and can be specified separately.

To Order, Specify:

1) Product number, including:

1 Pull Option:^{*}

- 9 Classic (add **\$52.15** list)
- 7 Crescent (add **\$42.50** list)
- 1 Ellipse¹
- J J-Pull (Steel Fronts)
- P Linear - Painted²
- 8 Linear - Satin Nickel
- 2 Radius³ (add **\$42.50** list)
- 3 Taper

2) Trim color for door front, and case.

3) Pull trim color (Ellipse, Radius and painted Linear only).

4) Lock Plug color.








^{*} For touch latch doors change pull style code (add **\$44.54** list per door)

- ¹Beige (TR-R)
- Chalk (TR-AK)
- Charcoal (TR-K)
- Graphite (TR-J)
- Gray Tone (TR-G)
- Putty (TR-AA)
- Smoke (TR-E)

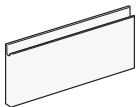
²All powdercoat finishes.

- ³Dark Bronze Metallic (TR-DM)
- Metallic Gunmetal (TR-MG)
- Metallic Champagne (TR-MC)
- Metallic Silver (TR-LE)

1 Standard Door Pull Styles

 Ellipse (1)	 Linear-Satin Nickel (8)
 Radius (2)	 Linear-Painted (P)
 Taper (3)	 Classic (9)
 Crescent (7)	

1 No Pulls / Touch Latch Doors = (J)

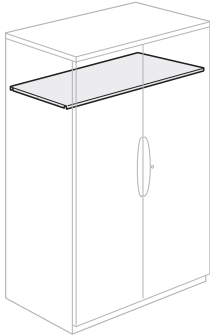


J-Pull (J)
Steel Fronts

Actual Height	Actual Depth	Actual Width	Number	Trim	
				A	B
4H					
51.5"(1308mm)	18.75"(476mm)	29.885"(759mm)	JWPC-0430-S	\$1980.45	\$2232.01
51.5"(1308mm)	18.75"(476mm)	35.885"(911mm)	JWPC-0436-S	\$2131.00	\$2414.97
51.5"(1308mm)	18.75"(476mm)	41.885"(1064mm)	JWPC-0442-S	\$2371.11	\$2687.49
5H					
63.5"(1613mm)	18.75"(476mm)	29.885"(759mm)	JWPC-0530-S	\$2081.06	\$2385.97
63.5"(1613mm)	18.75"(476mm)	35.885"(911mm)	JWPC-0536-S	\$2260.20	\$2605.13
63.5"(1613mm)	18.75"(476mm)	41.885"(1064mm)	JWPC-0542-S	\$2517.49	\$2902.44

Storage Cabinet/Wardrobe Accessories

Storage Cabinet/Wardrobe Shelf



JSSA
Class FM

Feature

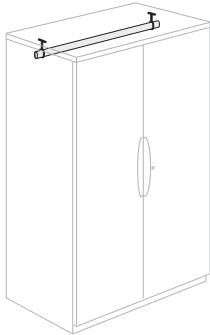
- Includes shelf and clips.

To Order, Specify:

- 1) Product number.
- 2) Trim color.

Shelf Width	Shelf Depth	Shelf Thickness	Number	Trim	
				A	B
28.25"(718mm)	16.5"(419mm)	0.625"(16mm)	JSSA-30	\$124.86	\$155.64
34.25"(870mm)			JSSA-36	134.92	165.70
40.25"(1022mm)			JSSA-42	144.97	175.75

Storage Cabinet Coat Rod



JSCA
Class FM

Features

- Includes coat rod and attachment hardware.
- Standard in black finish color only.
- Use to convert storage cabinet to wardrobe.
- Coat rod attaches to underside of inner top.

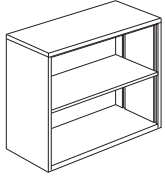
To Order, Specify:

- 1) Product number.
(No finish specification required.)

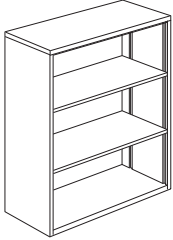
Number	Price
JSCA-30	\$139.79
JSCA-36	157.26
JSCA-42	174.73

Bookcases

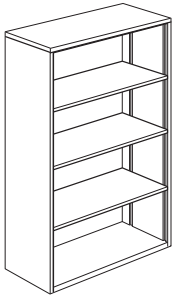
2H, 3H, 4H and 5H



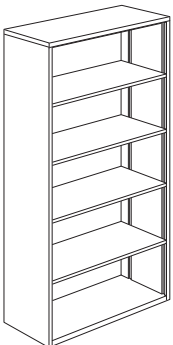
JBCS-02



JBCS-03



JBCS-04



JBCS-05
Class FM

Features

- Shelves adjust in 1.75"(44mm) increments.
 - 2H includes one shelf
 - 3H includes two shelves
 - 4H includes three shelves
 - 5H includes four shelves.
- Glides provide 0.625"(16mm) adjustment range.

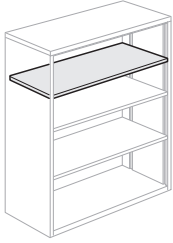
To Order, Specify:

- 1) Product number.
- 2) Trim color for case and shelves.

Actual Height	Actual Depth	Actual Width	Number	Trim A	B
2H					
27.5"(699mm)	14"(356mm)	29.885"(759mm)	JBCS-0230	\$ 1170.84	\$ 1289.97
		35.885"(911mm)	JBCS-0236	1294.09	1429.61
		41.885"(1064mm)	JBCS-0242	1417.34	1569.25
3H					
39.5"(1003mm)	14"(356mm)	29.885"(759mm)	JBCS-0330	\$ 1242.73	\$ 1417.33
		35.885"(911mm)	JBCS-0336	1372.15	1571.43
		41.885"(1064mm)	JBCS-0342	1501.57	1725.53
4H					
51.5"(1308mm)	14"(356mm)	29.885"(759mm)	JBCS-0430	\$1400.90	\$ 1630.96
		35.885"(911mm)	JBCS-0436	1557.01	1819.94
		41.885"(1064mm)	JBCS-0442	1713.12	2008.92
5H					
63.5"(1613mm)	14"(356mm)	29.885"(759mm)	JBCS-0530	\$ 1591.91	\$ 1875.38
		35.885"(911mm)	JBCS-0536	1768.55	2089.55
		41.885"(1064mm)	JBCS-0542	1945.19	2303.72

Bookcases

Bookcase Shelf



JBSA
Class FM

Features

- Includes shelf and clips.
- Shelf clearance is 11.875"(302mm).
- Bookcase shelf to be used in X Series bookcase only.

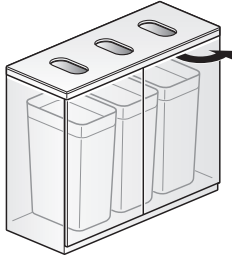
To Order, Specify:

- 1) Product number.
- 2) Trim color.

Unit Width	Shelf Depth	Shelf Thickness	Number	Trim	
				A	B
29.885"(759mm)	13.25"(337mm)	0.625"(16mm)	JBSA-30	\$107.69	\$128.84
35.885"(911mm)			JBSA-36	116.15	141.52
41.885"(1064mm)			JBSA-42	124.61	154.20

Waste Solutions

Recycling Station



JRPY-3948
Class FM

Features

- Includes:
 - Painted steel cabinet and top with three 11"(279mm) x 6"(152mm) openings.
 - Non-locking hinged doors
 - Clear acrylic overlay for top
 - 3 removable 23 gallon Rubbermaid™ recycle bins
- Acrylic top has specific cleaning requirements. Please follow cleaning guidelines found in Haworth's Care and Maintenance Standards.

To Order, Specify:

- 1) Product number.
- 2) Trim color.

Height	Depth	Width	Number	Trim	
				A	B
39.5"(1003mm)	18.75"(476mm)	48"(1219mm)	JRPY-3948-SJAN	\$6048.46	\$6380.93

X Series Resources

Surfaces Materials

COM Yardage Requirements

Index

Warranty

Surface Materials

Finish Color Legend

Wood

Grade A	
<u>Obeche Double Cut</u>	
2P-RL	Applegate
WE-RD	Dune
WJ-RE	Ebony
2N-RL	Echo
W3-HR	Harbor
WE-RT	Melba
W4-PB	Pebble
<u>Walnut Natural Double Cut</u>	
CQ-HKL	Auburn
CQ-HBF	Clove
CQ-WG	Walnut Grove*
Grade B*	
<u>Cherry Natural</u>	
VC-CA1	Amber
VC-W23	American
VC-HKF	Burgundy
VC-W33	Caramel
VC-W30	Heritage
VC-W32	Pacific
VC-HKA	Toffee
<u>Maple Natural</u>	
VP-LM	Light
VP-N	Natural
<u>Maple Quarter Cut</u>	
NM-N	Natural
<u>Oak Natural</u>	
VJ-HKC	Urban
<u>Walnut Natural</u>	
VR-CPK	Bourbon
VR-HKG	Columbian
VR-W15	Espresso
VR-W31	Retro
<u>Walnut Quarter Cut</u>	
NW-W35	Clear
NW-W31	Retro
<u>White Oak Rift Cut</u>	
NR-W35	Clear
NR-W15	Espresso
NR-W40	Mocha

HPL

Grade A	
<u>Solid Color</u>	
H-34	Beige
H-AK	Chalk
H-8J	Charcoal
H-3J	Graphite
H-62	Gray Tone
H-WL	Linen
H-3P	Platinum
H-AA	Putty
H-3E	Smoke
<u>Patterned</u>	
H-P1	Linen Casual
H-P2	Linen Classic
H-P3	Linen Crisp
H-P4	Linen Flax
<u>Wood Grain</u>	
H-B06	Brazilwood
H-E79	Colombian Walnut
H-AE	Maple
H-DYP	New Age Oak
H-E15	River Cherry
H-C09	Williamsburg Cherry
Grade B	
<u>Premium Wood Grain</u>	
H-C8	Blonde Modern Cherry
H-D1	Daintree
H-KP	Field Elm
H-KN	Grey Elm
H-KM	Landmark Wood
H-D2	Mocha Modern Cherry
H-KL	Neo Walnut
H-KR	Phantom Ecu
H-KS	Phantom Pearl
H-C9	Spiced Modern Cherry

Edgeband

<u>Solid Color</u>	
HP-34	Beige
HP-AK	Chalk
HP-8J	Charcoal
HP-3J	Graphite
HP-62	Gray Tone
HP-WL	Linen
HP-3P	Platinum
HP-AA	Putty
HP-3E	Smoke
<u>Patterned</u>	
HP-P1	Linen Casual
HP-P2	Linen Classic
HP-P3	Linen Crisp
HP-P4	Linen Flax
<u>Wood Grain</u>	
HP-C8	Blonde Modern Cherry
HP-B06	Brazilwood
HP-E79	Colombian Walnut
HP-D1	Daintree
HP-KP	Field Elm
HP-KN	Grey Elm
HP-KM	Landmark Wood
HP-AE	Maple
HP-D2	Mocha Modern Cherry
HP-KL	Neo Walnut
HP-DYP	New Age Oak
HP-KR	Phantom Ecu
HP-KS	Phantom Pearl
HP-PW	Ply Edge
HP-E15	River Cherry
HP-C9	Spiced Modern Cherry
HP-C09	Williamsburg Cherry

Trim

Grade A	
<u>Paint</u>	
LN-F	Black**
TR-R	Beige
TR-AK	Chalk
TR-K	Charcoal
TR-C1	Cocoa
TR-J	Graphite
TR-G	Gray Tone
TR-AA	Putty
TR-E	Smoke
TR-PLS	Smooth Plaster
TR-FM	Snow
<u>Smooth</u>	
LN-F	Black**
<u>Textured</u>	
TR-TG	Grout
TR-TF	Pitch
TR-TW	Plaster
Grade B	
<u>Smooth</u>	
TR-IG	Blue Jay
TR-1R	Brownstone
TR-CTS	Chartreuse
TR-1N	Night
TR-1Q	Park
TR-RR	Rusty Red
TR-1M	Sable
TR-1J	Sky Blue
<u>Smooth Metallic</u>	
TR-MC	Champagne
TR-DM	Dark Bronze
TR-MG	Gunmetal
TR-LE	Silver
<u>Textured Metallic</u>	
TR-AR	Argent
TR-HE	Hellenic

Lock Plugs

LR-BL	Black
LR-BP	Chrome

*Finger pull (F) and profiled edges available in Walnut Grove and Wood Group B only.

**Paint B metallic while not recommended is available and can be priced through Lynx.

ALERT: These materials are current, however they are being considered for future obsolescence due to low volume.

<p>Wood</p> <p>VJ-W42 Brindle</p> <p>2R-RL Butternut</p> <p>NW-W15 Espresso</p> <p>NP-W08 Golden</p> <p>NP-W07 Light</p> <p>NX-U Medium</p> <p>VR-W12 Naturally Walnut</p> <p>WC-RW Wenge</p>	<p>HPL</p> <p>H-AM Amber Cherry</p> <p>H-AD Medium Cherry</p>	<p>Trim</p> <p>TR-1E Accent Orange</p> <p>TR-1F Accent Red</p> <p>TR-CTS Chartreuse</p> <p>TR-1H Terra</p> <p>TR-1K Wren</p>
--	--	---

Forestry Stewardship Council (FSC) Statement:

In our continuing support of sustainable forestry and responsible purchasing, Haworth North America is offering FSC certified wood products at no up-charge. By providing FSC certified material, Haworth is supporting our client's green building goals and demonstrating our collective commitment to source materials more sustainably. Haworth will provide to you the necessary FSC-certified paperwork with your shipment. For more information, FAQs, and a complete FSC product list (including product exceptions), go to the Library and search FSC.

Surface Materials

Fabrics/Color Legend

Vertical Fabrics

- Grade A**
- (6X) Chevron
 - (35) Etch
 - (L6) Highlands
 - (C1) Striae
 - (PY) Tailored
 - (3A) Tellure
- Grade B**
- (4HV) Blanket
 - (33) Camp
 - (L5) Classic
 - (34) Fields
 - (3JV) Hobson
 - (6) Hue
 - (32) Peca
 - (PV) Ritz
 - (WS) Shimmer
- Grade C**
- (SW) Sisal
 - (45) Thorma
- Grade D**
- (6KV) Dots
 - (3SV) Scapes

Seating Fabrics

- Grade A**
- (4H) Blanket
 - (3J) Hobson
 - (4J) Morse
 - (2A) Pixel
 - (3L) Novelty
 - (3A) Tellure
 - (XJ) Wellington
- Grade B**
- (4N) Diagonale
 - (4Z) Element
 - (4E) English Tweed
 - (S6) Floyd by Kvadrat
 - (S4) Kaleidoscope
 - (SN) Pemberton
 - (4V) Ramie
 - (S8) Reflect by Kvadrat
 - (MV) Tech
- Grade C**
- (6K) Dots
 - (67) King II
 - (68) Maya II
 - (4T) Oceanic
 - (3S) Scapes
- Grade D**
- (LN) Atlas by Kvadrat
 - (4D) Big Arrow
 - (1K) Big Diagonale
 - (NV) Clara 2 by Kvadrat
 - (JB) Ootswold
 - (66) Class II
 - (6M) Main Line Flax
 - (S7) Melange Nap by Kvadrat
 - (RP) Recheck by Kvadrat
- Grade E**
- (XG) Brisa
 - (SY) Steelcut Trio 3 by Kvadrat
- Grade F**
- (SV) Divina Melange 3 by Kvadrat
 - (SZ) Hallingdale 65 by Kvadrat

* For most current finish and fabric availability please reference surfaces.haworth.com.

ALERT: These materials are current, however they are being considered for future obsolescence due to low volume.

Fabrics

- (PH) Birds Nest
- (1X) Gauge
- (MM) Twist

Haworth+

For information on the Haworth+ alliance program, including images and product availability, please refer to: [Haworth.com](https://www.haworth.com) > Surface Collection > Haworth+ Library

Customer's Own Material (COM)

For general Customer's Own Material (COM) information including processes and forms, please refer to: [Haworth.com](https://www.haworth.com) > Surface Collection > Resources > COM

For information on approved COM's, please refer to: [Haworth.com](https://www.haworth.com) > Surface Collection > COM Library

COM Yardage Requirements

X Series Tackboard Fabric Usage

Nominal (Inches)	66"(1676mm) Roll (Linear Yards)			54"(1372mm) Roll (Linear Yards)		
	Width	Directional	Railroad	Non-directional	Directional	Railroad
Fabric Tackboards for Vertical Storage Units						
48"(1219mm)	0.65	0.47	0.47	0.65	0.71	0.65
60"(1524mm)	0.65	0.58	0.58	N/A	0.87	0.87
66"(1676mm)	1.30	0.70	0.70	1.30	1.05	1.05
72"(1829mm)	1.30	0.75	0.75	1.30	1.13	1.13

Index

Products are listed alphabetically in this index by alpha-numeric prefix/suffix codes.

Product Code	Product Description	Page
DHW-KFFWDS	Desk Shells – Executive Bow Front66
DVW-KBLSDS4Y	Convergents – Curved Wrap-Around D-Top — Double Support Leg102
J2BB-4824	24"W Personal Storage Towers – Bookcase Upper Storage204
J2BB-7324	24"W Personal Storage Towers – Bookcase Upper Storage204
J2BC-4815	15"W Personal Storage Towers – Bookcase Upper Storage196
J2BF-5615	15"W Personal Storage Towers – Bookcase Upper Storage196
J2BG-4824	24"W Personal Storage Towers – Bookcase Upper Storage204
J2BW-4824-SS	Filing & Storage with Individually Locking Drawers – 4H Personal Storage Tower with Bookcase Upper Storage257
J2BW-5624-SS	Filing & Storage with Individually Locking Drawers – 5H Personal Storage Tower with Bookcase260
J2HB-4824	24"W Personal Storage Towers – Hinged Door Upper Storage200
J2HD-5615	15"W Personal Storage Towers – Hinged Door Upper Storage193
J2HG-7324	24"W Personal Storage Towers – Hinged Door Upper Storage200
J2HK-4815	15"W Personal Storage Towers – Hinged Door Upper Storage193
J2HL-4015	15"W Personal Storage Towers – Hinged Door Upper Storage193
J2HM-6324	24"W Personal Storage Towers – Hinged Door Upper Storage200
J2HQ-4024	24"W Personal Storage Towers – Hinged Door Upper Storage200
J2HW-4824-SS	Filing & Storage with Individually Locking Drawers – 4H Personal Storage Tower with Hinged Door Upper Storage256
J2HW-5624-SS	Filing & Storage with Individually Locking Drawers – 5H Personal Storage Tower with Hinged Door Upper Storage258
J2NB-2724	24"W Personal Storage Towers – No Upper Storage198
J2NM-3924	24"W Personal Storage Towers – No Upper Storage198
JA18-3936-AR	Lockers – Cubby Locker219
JA18-5112-R	Lockers – Single Locker210
JA18-5118-R	Lockers – Single Locker210
JA18-5124-R	Lockers – Double Locker213
JA18-5136-GR	Lockers – Cubby Locker219
JA18-5136-JR	Lockers – Cubby Combination Locker221
JA18-5136-LR	Lockers – Cubby Combination Locker221
JA18-5136-W	Lockers – Double Group Locker215
JA18-5136-Y	Lockers – Triple Group Locker217
JA18-6336-CR	Lockers – Cubby Combination Locker221
JA18-6336-ER	Lockers – Cubby Combination Locker221
JA18-6336-GR	Lockers – Cubby Locker219
JA18-6336-NR	Lockers – Cubby Locker219
JA24-5124-R	Lockers – Double Locker213
JABB-L	Vertical Storage Units – Brackets — Corner Support Bracket180
JABB-R	Vertical Storage Units – Brackets — Corner Support Bracket180
JABR-L	Vertical Storage Units – Brackets — Bridge/Return Support Bracket180
JABR-R	Vertical Storage Units – Brackets — Bridge/Return Support Bracket180
JACS-1812-S	Locker Accessories – Cubby Locker224
JADD-18-S	Locker Accessories – Locker Shelf with Personal Drawer223
JADP-18-S	Locker Accessories – Locker Shelf with Suspended File Frame223
JAR-3918-S	Locker Accessories – Locker Slat Rail224
JAS-1812-S	Lockers – Locker Shelf224
JAT-2409	Personal Storage Tower Accessories – Boot Tray208
JAT-2412	Locker Accessories – Locker Boot Tray225
JBCS-02	Bookcases – 2H, 3H, 4H and 5H300
JBCS-03	Bookcases – 2H, 3H, 4H and 5H300
JBCS-04	Bookcases – 2H, 3H, 4H and 5H300
JBCS-05	Bookcases – 2H, 3H, 4H and 5H300
JBDA-6	Pedestal Accessories – Dividers190
JBSA	Bookcases – Bookcase Shelf301

Index

Product Code	Product Description	Page
JCPB-SS1	Combination Units — Freestanding – 2H with Hinged Door	.271
JCPB-SS1A	Combination Units – Attached – 2H with Hinged Door	.267
JCPC-1530	1.5H Filing & Storage – 1.5H Combination File – Proud Front	.230
JCPE-SS1	Combination Units — Freestanding – 2H with Hinged Door	.271
JCPE-SS1A	Combination Units – Attached – 2H with Hinged Door	.267
JCPG-SS1	Combination Units — Freestanding – 2H with Hinged Door	.271
JCPG-SS1A	Combination Units – Attached – 2H with Hinged Door	.267
JCPJ-SS1	Combination Units — Freestanding – 2H with Hinged Door	.271
JCPJ-SS1A	Combination Units – Attached – 2H with Hinged Door	.267
JCPL-12	Combination Unit Accessories – Filing Kit	.285
JCPL-12	Combination Units/Valet Accessories – Filing Kit	.290
JCPR-S1	Combination Units — Freestanding – 2H	.269
JCPR-S1A	Combination Units — Attached – 2H	.265
JCPT-S1	Combination Units — Freestanding – 2H	.269
JCPT-S1A	Combination Units — Attached – 2H	.265
JCPV-SS1	Combination Units — Freestanding – 3H with One Lateral File Drawer	.275
JCPV-SS1	Combination Units — Freestanding – 4H with One Lateral File Drawer	.277
JCPX-SS1	Combination Units — Freestanding – 5H with Three Lateral File Drawers	.283
JCPY-SS1	Combination Units — Freestanding – 4H with Two Lateral File Drawers	.279
JCPY-SS1	Combination Units — Freestanding – 5H with Two Lateral File Drawers	.281
JCPZ-1530	1.5H Filing & Storage – 1.5H Combination File – Proud Front	.230
JCPZ-S1	Combination Units — Attached/Freestanding – 2H with Open Shelf	.273
JCPZ-S1A	Combination Units — Attached/Freestanding – 2H with Open Shelf	.273
JCRC-1530	1.5H Filing & Storage – 1.5H Combination File – Inset Front	.235
JCRZ-1530	1.5H Filing & Storage – 1.5H Combination File – Inset Front	.235
JCTB-24	Pedestal Accessories – Pedestal Cushion Kit	.190
JCVL-18	Vertical Storage Units – Slat Rail/Tackboard	.179
JCVS-18	Vertical Storage Units – Slat Rail/Tackboard	.179
JDAL-JALLDS	Extended Transitional Corners – Pedestal-Supported Extended Transitional Wrap-Around Corner	.135
JDAL-JALLDS44	Extended Corners – Extended Curved Wrap-Around Pedestal Corner	.117
JDAL-JALSDS	Extended Transitional Corners – Pedestal-Supported Extended Transitional Wrap-Around Corner	.135
JDAL-JALS44	Extended Corners – Extended Curved Wrap-Around Pedestal Corner	.117
JDAL-JALWDS	Extended Transitional Corners – Pedestal-Supported Extended Transitional Wrap-Around Corner	.135
JDAL-JALWDS44	Extended Corners – Extended Curved Wrap-Around Pedestal Corner	.117
JDAL-JARLDS44	Extended Corners – Extended Curved Wrap-Around Pedestal Corner	.117
JDAL-JARSDS44	Extended Corners – Extended Curved Wrap-Around Pedestal Corner	.117
JDAL-JARWDS44	Extended Corners – Extended Curved Wrap-Around Pedestal Corner	.117
JDAL-JFLLDS	Extended Transitional Corners – Extended Transitional Wrap-Around Corner	.147
JDAL-JFLLDS44	Extended Corners – Extended Curved Wrap-Around Corner	.123
JDAL-JFLSDS	Extended Transitional Corners – Extended Transitional Wrap-Around Corner	.147
JDAL-JFLSDS44	Extended Corners – Extended Curved Wrap-Around Corner	.123
JDAL-JFLWDS	Extended Transitional Corners – Extended Transitional Wrap-Around Corner	.147
JDAL-JFLWDS44	Extended Corners – Extended Curved Wrap-Around Corner	.123
JDAL-JFRLDS44	Extended Corners – Extended Curved Wrap-Around Corner	.123
JDAL-JFRSDS44	Extended Corners – Extended Curved Wrap-Around Corner	.123
JDAL-JFRWDS44	Extended Corners – Extended Curved Wrap-Around Corner	.123
JDAL-JHHLDS44	Corners – Curved Wrap-Around Corner	.111
JDAL-JHHS44	Corners – Curved Wrap-Around Corner	.111
JDAL-JHHWDS44	Corners – Curved Wrap-Around Corner	.111
JDAL-JHLLDS	Extended Transitional Corners – Extended Transitional Wrap-Around Corner	.129
JDAL-JHLLDS44	Extended Corners – Extended Curved Wrap-Around Corner	.115
JDAL-JHLS44	Extended Transitional Corners – Extended Transitional Wrap-Around Corner	.129

Index

Product Code	Product Description	Page
JDDW-KBFWNN	Convergents – D-Top — Double Support Leg	.91
JDDW-KBLLDS	Convergents – D-Top — Double Support Leg	.91
JDDW-KBLSDS	Convergents – D-Top — Double Support Leg	.91
JDDW-KBLWDS	Convergents – D-Top — Double Support Leg	.91
JDDW-KBRLDS	Convergents – D-Top — Double Support Leg	.91
JDDW-KBRSDS	Convergents – D-Top — Double Support Leg	.91
JDDW-KBRWDS	Convergents – D-Top — Double Support Leg	.91
JDDW-KDFL	Convergents – D-Top — With Column	.85
JDDW-KDFS	Convergents – D-Top — With Column	.85
JDDW-KDFW	Convergents – D-Top — With Column	.85
JDGL-JAANDS	Double Pedestal Desks – Standard Bow Front	.21
JDGL-JAFLDS	Single Pedestal Desks – Standard Bow Front	.30
JDGL-JAFSDS	Single Pedestal Desks – Standard Bow Front	.30
JDGL-JAFWDS	Single Pedestal Desks – Standard Bow Front	.30
JDGL-JFFLDS	Desk Shells – Standard Bow Front	.54
JDGL-JFFSDS	Desk Shells – Standard Bow Front	.54
JDGL-JFFWDS	Desk Shells – Standard Bow Front	.54
JDGW-KAANDS	Double Pedestal Desks – Standard Bow Front	.21
JDGW-KAFLDS	Single Pedestal Desks – Standard Bow Front	.30
JDGW-KAFSDS	Single Pedestal Desks – Standard Bow Front	.30
JDGW-KAFWDS	Single Pedestal Desks – Standard Bow Front	.30
JDGW-KFFLDS	Desk Shells – Standard Bow Front	.54
JDGW-KFFSDS	Desk Shells – Standard Bow Front	.54
JDGW-KFFWDS	Desk Shells – Standard Bow Front	.54
JDHL-JAANDS	Double Pedestal Desks – Executive Bow Front	.23
JDHL-JAFLDS	Single Pedestal Desks – Executive Bow Front	.42
JDHL-JAFSDS	Single Pedestal Desks – Executive Bow Front	.42
JDHL-JAFWDS	Single Pedestal Desks – Executive Bow Front	.42
JDHL-JFFLDS	Desk Shells – Executive Bow Front	.66
JDHL-JFFSDS	Desk Shells – Executive Bow Front	.66
JDHL-JFFWDS	Desk Shells – Executive Bow Front	.66
JDHW-KAANDS	Double Pedestal Desks – Executive Bow Front	.23
JDHW-KAFLDS	Single Pedestal Desks – Executive Bow Front	.42
JDHW-KAFSDS	Single Pedestal Desks – Executive Bow Front	.42
JDHW-KAFWDS	Single Pedestal Desks – Executive Bow Front	.42
JDHW-KFFLDS	Desk Shells – Executive Bow Front	.66
JDHW-KFFSDS	Desk Shells – Executive Bow Front	.66
JDKL-JHHLDS44	Corners – Corner	.107
JDKL-JHHS44	Corners – Corner	.107
JDKL-JHHWDS44	Corners – Corner	.107
JDKW-KHHLDS44	Corners – Corner	.107
JDKW-KHHS44	Corners – Corner	.107
JDKW-KHHWDS44	Corners – Corner	.107
JDRL-JNANDSS	Returns – Pedestal Return	.73
JDRL-JNFLDSS	Returns – Return	.75
JDRL-JNFS44	Returns – Return	.75
JDRL-JNFW44	Returns – Return	.75
JDRW-KNANDSS	Returns – Pedestal Return	.73
JDRW-KNFLDSS	Returns – Return	.75
JDRW-KNFS44	Returns – Return	.75
JDRW-KNFW44	Returns – Return	.75
JDSL	Credenza Tops – Credenza Top	.160

Index

Product Code	Product Description	Page
JDSL-JAANDS	Double Pedestal Desks – Standard Rectangular	.20
JDSL-JAFLDS	Single Pedestal Desks – Executive Rectangular	.36
JDSL-JAFLDS	Single Pedestal Desks – Standard Rectangular	.24
JDSL-JAFSDS	Single Pedestal Desks – Standard Rectangular	.24
JDSL-JAFWDS	Single Pedestal Desks – Standard Rectangular	.24
JDSL-JFFLDS	Desk Shells – Standard Rectangular	.48
JDSL-JFFSDS	Desk Shells – Standard Rectangular	.48
JDSL-JFFWDS	Desk Shells – Standard Rectangular	.48
JDSW	Credenza Tops – Credenza Top	.160
JDSW-KAANDS	Double Pedestal Desks – Standard Rectangular	.20
JDSW-KAFLDS	Single Pedestal Desks – Standard Rectangular	.24
JDSW-KAFSDS	Single Pedestal Desks – Standard Rectangular	.24
JDSW-KAFWDS	Single Pedestal Desks – Standard Rectangular	.24
JDSW-KFFLDS	Desk Shells – Standard Rectangular	.48
JDSW-KFFSDS	Desk Shells – Standard Rectangular	.48
JDSW-KFFWDS	Desk Shells – Standard Rectangular	.48
JDVL-JBLLDS4Y	Convergents – Curved Wrap-Around D-Top — Double Support Leg	.102
JDVL-JBLSDS4Y	Convergents – Curved Wrap-Around D-Top — Double Support Leg	.102
JDVL-JBLWDS4Y	Convergents – Curved Wrap-Around D-Top — Double Support Leg	.102
JDVL-JBRLDS4N	Convergents – Curved Wrap-Around D-Top — Double Support Leg	.102
JDVL-JBRLDS4Y	Convergents – Curved Wrap-Around D-Top — Double Support Leg	.102
JDVL-JBRSDS4N	Convergents – Curved Wrap-Around D-Top — Double Support Leg	.102
JDVL-JBRSDS4Y	Convergents – Curved Wrap-Around D-Top — Double Support Leg	.102
JDVL-JBRWDS4N	Convergents – Curved Wrap-Around D-Top — Double Support Leg	.102
JDVL-JBRWDS4Y	Convergents – Curved Wrap-Around D-Top — Double Support Leg	.102
JDVL-JDLLDS4	Convergents – Curved Wrap-Around D-Top — With Column	.98
JDVL-JDLSDS4	Convergents – Curved Wrap-Around D-Top — With Column	.98
JDVL-JDLWDS4	Convergents – Curved Wrap-Around D-Top — With Column	.98
JDVL-JDRLDS4	Convergents – Curved Wrap-Around D-Top — With Column	.98
JDVL-JDRSDS4	Convergents – Curved Wrap-Around D-Top — With Column	.98
JDVL-JDRWDS4	Convergents – Curved Wrap-Around D-Top — With Column	.98
JDVW-KBLLDS4Y	Convergents – Curved Wrap-Around D-Top — Double Support Leg	.102
JDVW-KBLWDS4Y	Convergents – Curved Wrap-Around D-Top — Double Support Leg	.102
JDVW-KBRLDS4N	Convergents – Curved Wrap-Around D-Top — Double Support Leg	.102
JDVW-KBRLDS4Y	Convergents – Curved Wrap-Around D-Top — Double Support Leg	.102
JDVW-KBRSDS4N	Convergents – Curved Wrap-Around D-Top — Double Support Leg	.102
JDVW-KBRSDS4Y	Convergents – Curved Wrap-Around D-Top — Double Support Leg	.102
JDVW-KBRWDS4N	Convergents – Curved Wrap-Around D-Top — Double Support Leg	.102
JDVW-KBRWDS4Y	Convergents – Curved Wrap-Around D-Top — Double Support Leg	.102
JDVW-KDLLDS4	Convergents – Curved Wrap-Around D-Top — With Column	.98
JDVW-KDLSDS4	Convergents – Curved Wrap-Around D-Top — With Column	.98
JDVW-KDLWDS4	Convergents – Curved Wrap-Around D-Top — With Column	.98
JDVW-KDRLDS4	Convergents – Curved Wrap-Around D-Top — With Column	.98
JDVW-KDRSDS4	Convergents – Curved Wrap-Around D-Top — With Column	.98
JDVW-KDRWDS4	Convergents – Curved Wrap-Around D-Top — With Column	.98
JDXL-JAANDS	Double Pedestal Desks – Executive Rectangular	.22
JDXL-JAFSDS	Single Pedestal Desks – Executive Rectangular	.36
JDXL-JAFWDS	Single Pedestal Desks – Executive Rectangular	.36
JDXL-JFFLDS	Desk Shells – Executive Rectangular	.60
JDXL-JFFSDS	Desk Shells – Executive Rectangular	.60
JDXL-JFFWDS	Desk Shells – Executive Rectangular	.60
JDXW-KAANDS	Double Pedestal Desks – Executive Rectangular	.22

Index

Product Code	Product Description	Page
JDXW-KAFLDS	Single Pedestal Desks – Executive Rectangular	.36
JDXW-KAFSDS	Single Pedestal Desks – Executive Rectangular	.36
JDXW-KAFWDS	Single Pedestal Desks – Executive Rectangular	.36
JDXW-KFFLDS	Desk Shells – Executive Rectangular	.60
JDXW-KFFSDS	Desk Shells – Executive Rectangular	.60
JDXW-KFFWDS	Desk Shells – Executive Rectangular	.60
JFDA-15	Accessories – Dividers	.250
JFFA-15	Accessories – Front-to-Back Hanging Bars	.250
JFHA	Accessories – Side-to-Side Hanging Bars	.250
JFWA	Accessories – Counterweight	.251
JLPD-1530	1.5H Filing & Storage – 1.5H Lateral File – Proud Front	.228
JLPD-S1	Lateral Files — Freestanding – Proud Style	.240
JLPD-S1A	Lateral Files — Attached – Proud Style	.238
JLPW-0230-S	Filing & Storage with Individually Locking Drawers – Lateral File – Proud Style – Freestanding	.262
JLPW-0230-S-A	Filing & Storage with Individually Locking Drawers – 2H Lateral File – Proud Style – Attached	.261
JLPW-0330-S	Filing & Storage with Individually Locking Drawers – Lateral File – Proud Style – Freestanding	.262
JLPW-0430-S	Filing & Storage with Individually Locking Drawers – Lateral File – Proud Style – Freestanding	.262
JLPW-0530-S	Filing & Storage with Individually Locking Drawers – Lateral File – Proud Style – Freestanding	.262
JLPX-0530-S	Filing & Storage with Individually Locking Drawers – Lateral File – Proud Style – Freestanding	.262
JLRC-SJ	Lateral Files — Freestand – Inset Style	.243
JLRD-1530	1.5H Filing & Storage – 1.5H Lateral File – Inset Front	.234
JLRD-SJ	Lateral Files — Freestand – Inset Style	.243
JLRD-SJA	Lateral Files — Attached – 2H – Inset Style	.242
JNAB-30-S	1.5H Filing & Storage – Accessories — Base Liner	.236
JNAB-30-S	Locker Accessories – Base Liner	.225
JPAH-24	Pedestals – Attached	.182
JPAJ-24	Pedestals – Attached	.182
JPAQ-24	Pedestals – Attached	.182
JPAW-18-S	Filing & Storage with Individually Locking Drawers – Attached Pedestal	.252
JPDH	Desk Pedestals – Pedestal	.162
JPDJ	Desk Pedestals – Pedestal	.162
JPDQ	Desk Pedestals – Pedestal	.162
JPFC-1830-F	1.5H Filing & Storage – Accessories — Cushion	.236
JPHA-24	Pedestals – Suspended	.184
JPHH-24	Pedestals – Suspended	.184
JPHJ-24	Pedestals – Suspended	.184
JPHP-24	Pedestals – Suspended	.184
JPHQ-24	Pedestals – Suspended	.184
JPHW-18-S	Filing & Storage with Individually Locking Drawers – Suspended Pedestal	.253
JPMA-24	Pedestals – Mobile	.186
JPMH-24	Pedestals – Mobile	.186
JPMJ-24	Pedestals – Mobile	.186
JPMP-24	Pedestals – Mobile	.186
JPMQ-24	Pedestals – Mobile	.186
JPMW-18-S	Filing & Storage with Individually Locking Drawers – Mobile Pedestal	.254
JPTA-24	Pedestals – Tug	.188
JPTA-6	Pedestal Accessories – Pencil Tray	.190
JPTH-24	Pedestals – Tug	.188
JPTJ-24	Pedestals – Tug	.188
JPTP-24	Pedestals – Tug	.188
JPTQ-24	Pedestals – Tug	.188
JPTW-24-S	Filing & Storage with Individually Locking Drawers – Tug Pedestal	.255

Index

Product Code	Product Description	Page
JRFC-1830-F	1.5H Filing & Storage – Accessories — Cushion	236
JRPY-3948	Waste Solutions – Recycling Station	302
JSCA	Storage Cabinet/Wardrobe Accessories – Storage Cabinet Coat Rod	299
JSCK-18	Pedestal Accessories – Stationary Pedestal Conversion Kit	191
JSPN-1530	1.5H Filing & Storage – 1.5H Open Storage Case – Proud Top	234
JSPY-1530	1.5H Filing & Storage – 1.5H Storage Cabinet with Hinged Doors – Proud Front	232
JSPY-S1	Storage Cabinets — Freestanding – 2H	294
JSPY-S1	Storage Cabinets — Freestanding – 3H, 4H and 5H	296
JSPY-S1	Storage Cabinets — Freestanding – 3H, 4H and 5H	296
JSPY-S1	Storage Cabinets — Freestanding – 3H, 4H and 5H	296
JSPY-S1A	Storage Cabinets — Attached – 2H	292
JSRN-1530	1.5H Filing & Storage – 1.5H Open Storage Case – Inset Top	235
JSSA	Combination Unit Accessories – Storage Shelves	285
JSSA	Storage Cabinet/Wardrobe Accessories – Storage Cabinet/Wardrobe Shelf	299
JSSA-12	Combination Units with Valet – Valet Shelf	290
JSSA-15	Combination Unit Accessories – Storage Shelf	285
JSSA-15	Combination Units/Valet Accessories – Valet Shelf	290
JSSA-30	Combination Units/Valet Accessories – Storage Shelf	290
JSVL	Vertical Storage Units – Slat Rail	178
JSVS	Vertical Storage Units – Slat Rail	178
JTPL-1830	Lateral File Tops – Laminate for use with Proud Style Fronts — File Top	244
JTPL-1860	Lateral File Tops – Laminate for use with Proud Style Fronts — Common File Top	244
JTPL-3660	Lateral File Tops – Laminate for use with Proud Style Fronts — Common File Top	244
JTPW-1830	Lateral File Tops – Wood for use with Proud Style Fronts — File Top	245
JTPW-1860	Lateral File Tops – Wood for use with Proud Style Fronts — Common File Top	245
JTPW-3660	Lateral File Tops – Wood for use with Proud Style Fronts — Common File Top	245
JTRL-1830	Lateral File Tops – Laminate for use with Inset Style Fronts — File Top	246
JTRL-1860	Lateral File Tops – Laminate for use with Inset Style Fronts — Common File Top	246
JTRL-3660	Lateral File Tops – Laminate for use with Inset Style Fronts — Common File Top	246
JTRW-1830	Lateral File Tops – Wood for use with Inset Style Fronts — File Top	247
JTRW-1860	Lateral File Tops – Wood for use with Inset Style Fronts — Common File Top	247
JTRW-3660	Lateral File Tops – Wood for use with Inset Style Fronts — Common File Top	247
JTSA-15	Personal Storage Tower Accessories – Hinged Door Storage Shelf	207
JTSA-24	Personal Storage Tower Accessories – Side Bookcase Shelf	207
JTVL	Vertical Storage Units – Tackboard	177
JTVS	Vertical Storage Units – Tackboard	177
JUFL-LL	Vertical Storage Units – Flipper Door – HPL Front with HPL End Panels	169
JUFL-SL	Vertical Storage Units – Flipper Door – HPL Front with Steel End Panels	168
JUFL-WL	Vertical Storage Units – Flipper Door – HPL Front with Wood End Panels	170
JUFS-LL	Vertical Storage Units – Flipper Door – Steel Front with HPL End Panels	167
JUFS-SL	Vertical Storage Units – Flipper Door – Steel Front with Steel End Panels	166
JUHS-SL	Vertical Storage Units – Single Sliding Door	173
JUKS-SL	Vertical Storage Units – Hinged Door	175
JUNN	Vertical Storage Units – Open Front	165
JUSL-SL	Vertical Storage Units – Slow-Close Flipper Door	171
JVPM-SS1	Combination Units with Valet – 5H Valet – 30"W	286
JVPM-SS1	Combination Units with Valet – 5H Valet – 30"W	286
JVPP-SS1	Combination Units with Valet – 5H Valet – 42"W	288
JVPP-SS1	Combination Units with Valet – 5H Valet – 42"W	288
JVPM-SS1	Combination Units with Valet – 5H Valet – 42"W	288
JVPM-SS1	Combination Units with Valet – 5H Valet – 42"W	288
JWPC-S1	Wardrobes – 4 H and 5H	298
JWPC-S1	Wardrobes – 4 H and 5H	298
KJFL	Accessories – Drawer Liner	249

Index

Product Code	Product Description	Page
KJFL-0015-JD	Locker Accessories – Drawer Liner	.223
KJTY-10	Accessories – Personal Tray	.248
KJTY-12	Accessories – PDA Tray	.248
KJTY-9	Accessories – Pencil Tray	.248
KUAH-0002	Belong Work Tools — Accessories – Locker Accessories — Magnet Hooks	.226
KUAH-0003	Belong Work Tools — Accessories – Locker Accessories — Magnet Hook	.226
KUAR	Belong Work Tools — Accessories – Locker Accessories — Mirror	.226
KUAU-1203-JL	Accessories – U Channel Divider	.251
KUAU-1203-JP	Accessories – U Channel Divider	.251
KUAU-1603-JL	Accessories – U Channel Divider	.251
LDV	Accessories – Dividers	.250
NADR-8	Vertical Storage Units – Slat Rail/Tackboard — Shelf Divider	.179
VPL1-12	Pedestal Accessories – Filing Kits	.191
VPL2-12	Pedestal Accessories – Filing Kits	.191
ZJBB	Personal Storage Tower Accessories – PST to Worksurface Bracket	.207
ZZBT-1900	Personal Storage Tower Accessories – Storage-to-Panel Bracket	.208

Product Compatibility and Limited Warranty Policy

Great Expectations

You have them as a Haworth customer and so do we. And because we value our customers, we cover our products with the Haworth North America Product Compatibility and Limited Warranty Policy.

Our Commitment To Product Compatibility – Integrated Product Platforms

As a market leader in the design and manufacture of workspaces that adapt to change, we strive to maintain product compatibility within our various generations of integrated product platforms. This benefits the customer who desires to update or modify their work environment. It also benefits the customer needing to replace a product due to damage or other reasons but which is no longer manufactured or is otherwise unavailable, such as a fabric or finish that is discontinued because of changing market preferences. In both circumstances, we often can provide products with comparable function and performance.

Our Commitment To Product Quality – The Haworth North America Limited Warranty

To ensure customer satisfaction and peace of mind, we stand behind our products with the Haworth North America Limited Warranty. To review the current version of the limited warranty including its terms and conditions, please go to:

www.haworth.com/warranty or contact OneTouch@Haworth.com or 1 877 429 6784.

Warranty Requests or Questions

For questions or service requests pertaining to the Haworth Limited Warranty, please contact your Haworth dealer.

If you are unsure who your dealer is, please contact **OneTouch@Haworth.com or 1 877 429 6784.**

Terms of Sale

The Terms of Sale apply to all products in the North America Price Lists. To review the current version of the North American Terms of Sale, please go to:

www.haworth.com/terms-of-sale or contact OneTouch@Haworth.com or 1 877 429 6784.

