

DISCOVER AWARD-WINNING TEXTURES

*LUXURY
WOODGRAINS
BY DESIGN.*

 **Wilsonart®**
THE LUJO® COLLECTION



Carolina Ash
8287K-17

THE LUJO® COLLECTION

The LUJO Collection from Wilsonart® TFL embodies the definition of luxury. Translated from the Spanish word for “luxurious or comfortable surroundings,” LUJO is the highest standard for nature-inspired home design.



Carolina Ash
8287K-17



DESIGNED FOR LUXURY. ENGINEERED FOR PERFORMANCE.

Crafted for affordable luxury and endurance, The LUJO Collection from Wilsonart TFL is inspired by the natural beauty of fine wood species like Elm, Oak, Teak, Ash, and more. Discover rich colors and tactile finishes — mindfully engineered to transform any space with peaceful warmth, luxury details, and timeless style.



Highlands
8291K-05



Strikingly Real

Unparalleled options and realistic textures replicating the best species, stains, and cuts of real wood.



Best-Matched Coordinated Surfaces

The LUJO Collection is available in a best-matched collection of Wilsonart HPL, TFL, Cabinet Doors & Interiors, Edgebanding, and Moldings.



Easy to Maintain

Stain and moisture resistance makes TFL easy to clean and disinfect.



Sustainability

Benefits the ecosystem and avoids harvesting of old-growth forests. Manufactured in the USA. FSC® solutions are available upon request. UL GREENGUARD Gold Certified for indoor air quality and peace of mind.



Always Available

All species, including trending, exotic, and rare woods, are consistently available.



Sunda
8289K-05

NEW DESIGNS.

4 new Ash and Teak designs solidify The LUJO Collection as a timeless, diverse selection that embraces innovative finishes and premium residential and resimercial design.

Our Ash designs reflect *Engrained* Luxury, a classic look inspired by the growing demand for premium wood applications in the home. And bringing the outdoors in, our Teak designs represent *Amazing Grains*, a tribute to the adventurous frontier spirit.



Sunda
8289K-05

ASH

A Honey Beige design inspired by sun-soaked destinations and subtle luxury.



CAROLINA ASH
8287K-17

A Honey Beige design inspired by the beauty of seaside landscapes, where golden sunlight gently warms the earth. Carolina Ash offers sun-soaked hues, straight graining, and full and partial cathedrals that evoke the timeless charm of coastal design.

A Mythical Black design inspired by the transformative power of the dark.



CAMBRIDGE ASH
8288K-17

Inspired by the transformative power of the dark with deep black and grey tones found in Cambridge. Explore this storied destination with the intrigue of a dark-stained woodgrain featuring straight graining, full and partial cathedrals, and subtle warm and cool undertones. This design includes the matte Silken Wood finish.

TEAK

A Restorative Brown design inspired by iconic mid-century architecture.



SUNDA
8289K-05

A Restorative Brown design inspired by the revival of rugged Western styles and mid-century design. Sunda is a Teak design with straight graining, full and partial cathedrals, a dark brown base, and golden undertones that evoke the possibilities of an iconic outdoor adventure.

A Warm Nutmeg design inspired by light woods from the heartland.




HIGHLANDS
8291K-05

A Warm Nutmeg design inspired by the refined spirit of the Midwest heartland. Highlands is a casual Teak that features a warm caramel hue, soft golden undertones, and medium brown graining.



START WITH A PREMIUM FINISH.

Elevate the look and feel of authentic woodgrains with four premium finishes. The possibilities of luxury matte take center stage with the Silken Wood (-17) finish — winner of an Architecture MasterPrize™, a Good Design Award, and an Architizer A+ Product Award — and the low-sheen Timbergrain (-05) finish. All of our textures highlight subtle woodgrain movement, gently echoing the elegance of natural woodgrain and bringing luxury to any interior.




SILKEN WOOD (-17)
A luxurious matte finish that provides a silky touch. This tactile quality is paired with intriguing visual features found in a quarter sawn grain structure, like open or dense ticking in linear arrangements.



TIMBERGRAIN (-05)
A low-sheen finish paired with dimensional, realistic ticking that offers warmth and authenticity.



RIDGEWOOD (-79)
An overall matte finish with ridged dimensional characteristics, creating a gentle linear woodgrain effect.



GLOSS LINE (-28)
A linear woodgrain texture with varied widths of narrow grain structures in an alternating mix of matte and gloss surface areas.

EXPLORE ALL WOOD SPECIES.

Discover your favorite luxury woodgrain and follow the latest trends in premium interior design. Create an “Everything Home” with spaces for relaxation, work, and entertainment. Blend natural materials with warm neutral tones to create a more inviting, functional kitchen. Or reimagine any storage or closet space as a design statement with tailored touches.

IT’S ALL POSSIBLE WITH
THE LUJO COLLECTION.


Highlands
8291K-05

ASH



AVONDALE ASH
8228K-79

Avondale Ash is a casual Ash with straight grain planks and partial cathedral planks. It is mid-tone caramel brown. The Ridgewood finish is included.



CAMBRIDGE ASH
8288K-17

Cambridge Ash is a mix of straight grain with full and partial cathedrals. A rich black base is complemented by subtle warm and cool undertones that peek through the grain.



CAROLINA ASH
8287K-17

Carolina Ash is a mix of straight grain with full and partial cathedrals. This natural Ash features light blonde tones with soft cream and tan highlights and lowlights.



FRISTON ASH
8229K-79

Friston Ash is a casual Ash with both straight grain planks and partial cathedral planks. It is warm mid-tone grey in color.

CHERRY



BELAIR
8234K-05

Belair is an off-white cherry wood design with straight grain, partial cathedrals, and a delicately planked structure.



DAINTREE
8235K-05

Daintree is a warm Cherry woodgrain with straight grain, partial cathedrals, and a delicately planked design. The low-sheen Timbergrain finish adds an organic, premium look to every application.



GRANVILLE CHERRY
8265K-17

A mix of partial cathedrals and straight grain. A sandy blonde with a creamy background and subtle hints of cherry and grey in the grain.



ANDERSON CHERRY
8266K-17

A mix of partial cathedrals and straight grain. A medium brown with hints of taupe and chocolate in the grain.

CYPRESS

ELM



WHITE CYPRESS
7976K-79

A warm white with shades of taupe and grey within the grain structure, this woodgrain laminate design has full and partial cathedrals and straight graining.

VALLEY FORGE ELM
8231K-79

Valley Forge Elm has straight grain intermingled with refined cathedrals in a dark mid-tone brown with highlights and subtle contrast. The design is elevated by the premium Ridgewood finish.

EUCALYPTUS



KINGLAKE
8263K-05

A Eucalyptus with a quarter sawn grain fumed to create subtle features with movement across the layout. A dark brown with a hint of cool and warm undertones.

SHERBROOKE
8264K-05

A Eucalyptus with a quarter sawn grain that has been fumed to create subtle features with movement across the layout. A grey with warm brown undertones.



BROOKFIELD ELM
8261K-17

A white quarter sawn Elm with soft painterly linear features. A soft white background with contrasting warm and cool tones.

HARRISON ELM
8262K-17

A medium taupe quarter sawn Elm with soft painterly linear features.



Valley Forge Elm
8231K-79 (CABINETS)



OAK



ABISKO OAK
8246K-28

Abisko Oak is a mix of rift cut and quarter sawn Oak with rays that balance across the layout. A taupe with darker taupe and warm beige highlights and lowlights.



BLACK HILLS OAK
8248K-79

Black Hills Oak explores the depths of textured woodgrain beauty. The earthy black tone features a mix of rift cut and quarter sawn grain, occasional subtle cathedrals, and luxury rustic features.



CRYSTAL RIVER OAK
8243K-79

Crystal River Oak is a mix of rift cut and quarter sawn oak with rays that balance across the layout. A warm white with a soft brown in the ticking.



DE SOTO OAK
8245K-05

De Soto Oak is a warm caramel brown with a mix of rift cut and quarter sawn oak with rays that balance across the layout.



CLEARWATER OAK
8247K-28

Clearwater Oak blends rift cut and quarter sawn grain with a mix of occasional subtle cathedrals in a luxury rustic finish. A light taupe with warm white peeking through the background.



CORONADO OAK
8244K-28

Coronado Oak is a natural sun-kissed blonde with a mix of rift cut and quarter sawn oak with rays that balance across the layout.



FAIRCHILD
8238K-05

Fairchild has an overall charcoal coloration with understated highlights in a subtle planked Oak design of straight grain and partial cathedrals. The Timbergrain finish is included.



FREMONT OAK
8251K-79

Fremont Oak has a mix of rift cut and quarter sawn grain with a blend of occasional subtle cathedrals in a luxury rustic finish. A milk chocolate brown with a warm beige in the background.

OAK



TAHOE OAK
8249K-05

Tahoe Oak has a mix of rift cut and quarter sawn grain with a blend of occasional subtle cathedrals in a luxury rustic finish. A taupe with medium brown lowlights and greige highlights.



HARDING OAK
8258K-05

A mix of rift cut and quarter sawn grain with partial cathedrals balanced throughout. A warm brown with a hint of cerusing gives a soft white ticking in the background.



CLAREMONT OAK
8259K-05

A mix of rift cut and quarter sawn grain with partial cathedrals balanced throughout. A medium brown with a hint of cerusing gives a soft white ticking in the background.



Harding Oak
8258K-05


RECON- STITUTED



PHANTOM ECRU
8212K-28

Phantom Ecrú is a soft gold color with a subtle reconstituted woodgrain effect.

SENO ETIMOE



MANGROVE
8267K-05

An exotic Seno Etimoe wood design with quarter sawn grain and slight contrast in linear features. A dark, rich chocolate brown that leans black with a touch of golden undertones.



Tahoe Oak
8249K-05



NEWLANDS
8268K-17

An exotic Seno Etimoe wood design with quarter sawn grain and slight contrast in linear features. A medium grey with warm highlights and lowlights.

TEAK



PORTICO TEAK
8210K-28

Portico Teak has a consistent linear grain in shades of cool silver brown with dark streaks.



SUNDA
8289K-05

Sunda is a mix of straight grain with full and partial cathedrals. This dark brown Teak has slightly golden undertones that add warmth, while deep chocolate ticking creates depth and character.



HIGHLANDS
8291K-05

Highlands is a mix of straight grain with full and partial cathedrals. This Teak features a warm caramel hue, elevated by soft golden undertones and medium brown graining.



Highlands
8291K-05

Icelandic Mist
Q4097



TEAK/AFRICAN OAK



DERING FOREST
8226K-79

Dering Forest is a straight grained wood with an interesting mix of Teak and Framire, an African Oak. The color is a dark brown with highlights and lowlights.



WHITE RIVER FOREST
8227K-79

White River Forest is a straight grained wood with an interesting mix of Teak and Framire, an African Oak. The color is a light natural oak with highlights and lowlights.



Sunda
8289K-05 (WALL)

WALNUT



HELENA WALNUT
8252K-05

Helena Walnut is a sophisticated Walnut balanced with a mix of full cathedrals and straight grain. A neutral beige with contrasting highlights and lowlights.



CARSON WALNUT
8257K-05

Carson Walnut is a sophisticated Walnut balanced with a mix of full cathedrals and straight grain. A neutral brown with hints of taupe and subtle blonde undertones.



HIDDEN SPRINGS WALNUT
8255K-05

Hidden Springs Walnut is a sophisticated Walnut balanced with a mix of full cathedrals and straight grain. A light grey with subtle contrast.



MONTEVERDI
8236K-05

Monteverdi is a medium-value warm grey walnut design with open straight grain, accented by full and partial cathedrals for a strong, distinguished look.



NEOWALNUT
7991K-28

Neowalnut is a small-scale reconstituted Walnut with a fine texture and consistent straight grain. The versatile coloration has light amber features, medium auburn tones, and dark brown undertones.



OCALA WALNUT
8256K-05

Ocala Walnut is a sophisticated Walnut balanced with a mix of full cathedrals and straight grain. A taupe with a nice balance of warm and cool tones.



SABINE WALNUT
8254K-05

Sabine Walnut is a sophisticated Walnut balanced with a mix of full cathedrals and straight grain. A dark brown with a mixture of warm and cool tones.



SIERRA WALNUT
8253K-05

Sierra Walnut is a sophisticated Walnut balanced with a mix of full cathedrals and straight grain. A brown with a hint of golden undertones.

ENGINEERED FOR BEST-MATCHED COORDINATION.

Find harmony in coordinated tones. Designs from The LUJO Collection are conveniently available for best-matched coordination with Wilsonart HPL, TFL, Edgeband, Cabinet Doors & Interiors, and Moldings.

Create functional luxury in kitchens, bathrooms, bedrooms, laundry rooms, and living rooms — or enhance cabinets/casegoods, cabinet interiors, closet systems, open shelving, storage cubbies, fixtures, wall panels, and furniture.



Dering Forest
8226K-79



Cambridge Ash
8288K-17 (CLOSET)



Brookfield Elm
8261K-17 (CABINETS)

Augusta Calacatta
W7055 (WETWALL™ WATERPROOF WALL PANELS)



SOPHISTICATED MEETS SUSTAINABLE.

Craft a space that feels like home — and preserve the world we call home. Unlike wood veneer and real wood, designs from The LUJO Collection are sustainably engineered for long-term beauty. Exotic wood inspirations like Seno Etimoe preserve natural woods that are currently vulnerable.



Belair
8234K-05

YOUR VISION,
delivered.

**At Wilsonart®, we
don't let anything
get in the way of
your vision.**



At Wilsonart, whatever vision you see, we see it through. Which means choosing surfaces you love from the most extensive collection of engineered surfaces in stunning designs with high-performance finishes. Be confident in service you can count on with complete, correct, and on time delivery through our own distribution network. And feel supported throughout your project by our people who care — the industry's largest team of responsive sales and specification representatives who are ready to make your vision a reality.

Sabine Walnut
8254K-05 (CABINETS)



REFINE YOUR TASTE. FEAST YOUR EYES.

THE LUJO COLLECTION.

Explore every design in The LUJO Collection at www.wilsonart.com/lujo.
Get inspired, order a free sample, and find out where to buy.

 **Wilsonart®**
ENGINEERED SURFACES

YOUR VISION,
delivered.

2501 Wilsonart Drive
P.O. Box 6110
Temple, TX 76503-6110

Wilsonart.com | 800.433.3222
©2025 Wilsonart LLC

Digital representation may vary from
product. Please see actual sample for
more accurate color and composition.

FRONT COVER: CAMBRIDGE ASH 8288K-17
BACK COVER: SUNDA 8289K-05