


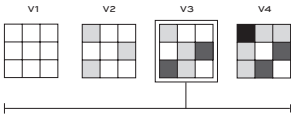


# GALAXY GREY SLAB 2CM

Galaxy Grey's smooth background is interspersed with areas of light and dark grey. Dark green veins of varying width traverse the canvas, with loops and halos recalling mysterious images of deep space. Available in large formatted 18" x 18" field tile to match the slabs, Galaxy Grey is a unique honed granite with an otherworldly beauty.



2cm Polished

APPLICATIONS										INSTALLATION/ MAINTENANCE		TAILORED TO CUSTOMIZATION	
ACID SENSITIVITY	COUNTER TOP	INTERIOR FLOOR	INTERIOR WALL	SHOWER WALL	SHOWER FLOOR	EXTERIOR FLOOR	EXTERIOR WALL	POOL/ FOUNTAIN	FIREPLACE SURROUND	SETTING MATERIAL	INSTALLATION INSTRUCTIONS	CARPET CUTTING	FIELD
Minimal	Yes	Commercial Heavy	All	Yes, including steam <sup>1</sup>	Yes, including steam <sup>1</sup>	Yes, non-freeze thaw	Yes, including freeze thaw	No	Yes	Mapei Granirapid White 2-Part System	NSI DSDM	MOSAIC	SADDLE
												VANITY TOP	WATERJET

ORIGIN	VARIATION	SLAB	MATERIAL
 <p>Quarried in China</p>		 <p>¾ (2CM) POLISHED</p>	 <p>GRANITE</p>

## NOTES

<sup>1</sup> Regarding Fiberglass Mesh Backed Stones for installation in wet areas, consult your fabricator for recommended installation method. Options include, but are not limited to complete removal of fiberglass mesh backing (where applicable) or installing with epoxy setting material. Any decision to install contrary to most current National Stone Institute Dimension Stone Design Manual practices is solely at buyers discretion and risk.

<sup>2</sup> If slab has fiberglass mesh backing, Mapei Kerapoxy 410 recommended.

Note: Product MUST be installed in accordance with current TCNA Handbook Stone Methods. Install With Ardex N23 White or Mapei Granirapid White.