

SOLEIL LOUNGE // DESIGNED BY DAVID DAHL

Please note that effective April 1st, 2025, a 4.5% tariff surcharge will be applied to the net subtotal on all orders.



PRODUCT FEATURES:



- Arm cap features radiused edges for smooth surface contact.
- All styles field-replaceable.



- Passive flex back motion provides long-term seated comfort.



- Clean-outs on every side, including between the seat and back.
- Enables crumbs and debris to fall through for maintenance ease.



- Metal seat frame construction ensures durability and allows in-field component replacement.

SOLEIL LOUNGE // DESIGNED BY DAVID DAHL

PRODUCT FEATURES CONTINUED:

- » Wall-saver leg design.
- » Optional replaceable seat upholstery.
- » Replacement seat covers can be easily field installed on previously ordered Soleil models with standard fixed upholstery. Contact client services for instructions.

SPECIFICATIONS:

- » Metal frame available in standard and premium finishes.
- » Arm caps available in wood, black urethane, grey urethane and Corian.
- » Wood arm caps available in beech, as standard.
- » Walnut and white oak wood arm cap options also offered. Please specify 'WC03' next to model number and add applicable upcharge.
- » All standard and custom wood finishes available.
- » Premium wood finish upcharge applies to the following wood finishes. Refer to options section for pricing.
 - Super Matte Sable Beech
 - Alabaster Oak
 - Super Matte Sable Oak
- » For custom wood finishes, please add one-time upcharge of \$472 List per color per order.
- » For Corian arm caps, a wood species and finish must be specified for the arm cap lower portion.
- » Maximum weight capacity is 350 lbs.
- » All dimensions are nominal.

STANDARD METAL FRAME FINISHES:

- » 0405 Charcoal Grey
- » 0535 Metallic Silver

PREMIUM METAL FRAME FINISHES:

- | | |
|----------------------|-----------------|
| » 0605 Matte Black | » 1105 Canary |
| » 0705 Matte Cotton | » 1205 Stone |
| » 0788 Glossy Cotton | » 1305 Sage |
| » 0805 Oasis | » 1405 Ice Blue |
| » 0905 Mint | » 1505 Clay |
| » 1005 Mercury | |

CORIAN® COLORS:

- » CWN Designer White
- » CLN Linen
- » CTD Witch Hazel
- » CRC Rain Cloud
- » CGQ Grey Onyx
- » CSQ Stonique




ORDERING REQUIREMENTS:

- » Model number
- » Upper arm cap finish
- » Lower arm cap finish, as applicable
- » Metal frame finish
- » Upholstery selection
- » Options, as applicable

SOLEIL LOUNGE // DESIGNED BY DAVID DAHL

ORDERING REQUIREMENTS:

- » Model number
- » Upper arm cap finish
- » Lower arm cap finish, as applicable
- » Metal frame finish
- » Upholstery selection
- » Options, as applicable

MODEL NUMBER	PRODUCT SPECIFICATIONS	FABRIC GRADES										LEATHER	
		COM	A	1	2	COL 3	4	5	6	7	8	L1	L2
4461-W	Lounge Chair, Beech* Arm Caps W 26 ¹ / ₂ D 26 H 32 ¹ / ₂ Seat Height 17 ¹ / ₂ Inside Seat Width 22 ¹ / ₂ Inside Seat Depth 18 ¹ / ₂ Arm Height 24 1 ¹ / ₂ yds. 35 lbs.	2114	2206	2252	2281	2326	2377	2423	2471	2515	2567	2783	2948
													
4461-UB (BLACK) 4461-UG (GREY)	Lounge Chair, Urethane Arm Caps W 26 ¹ / ₂ D 26 H 32 ¹ / ₂ Seat Height 17 ¹ / ₂ Inside Seat Width 22 ¹ / ₂ Inside Seat Depth 18 ¹ / ₂ Arm Height 24 1 ¹ / ₂ yds. 35 lbs.	2114	2206	2252	2281	2326	2377	2423	2471	2515	2567	2783	2948
													
4461-CO	Lounge Chair, Corian Arm Caps W 26 ¹ / ₂ D 26 H 32 ¹ / ₂ Seat Height 17 ¹ / ₂ Inside Seat Width 22 ¹ / ₂ Inside Seat Depth 18 ¹ / ₂ Arm Height 24 1 ¹ / ₂ yds. 35 lbs.	2488	2580	2626	2655	2700	2751	2797	2845	2889	2941	3157	3322
													


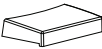

OPTIONS		
-WC03	Walnut/White Oak Wood Arm Cap (per arm)	118
-MB02	Moisture Barrier, Seat Only	121
-SC02	Replaceable Seat Cover Feature	76
-NS04	Non-Skid Glides	25
-PFM02	Premium Metal Finish	101
-PFW01	Premium Wood Finish, Arm cap (per arm)	10

*For walnut or white oak wood arm cap options, please specify finish and add applicable upcharge.

SOLEIL LOUNGE // DESIGNED BY DAVID DAHL

ORDERING REQUIREMENTS:

- » Model number
- » Upholstery selection, as applicable
- » Metal frame finish, as applicable
- » Arm cap finish, as applicable
- » Options, as applicable

MODEL NUMBER	PRODUCT SPECIFICATIONS	FABRIC GRADES										LEATHER	
		COM	A	1	2	COL 3	4	5	6	7	8	L1	L2
SSC-4461 	Lounge Chair Replacement Upholstered Seat Cover Only 3/4 yd.	244	290	313	328	350	376	399	423	445	471	579	661
SST-4461 	Lounge Chair Replacement Seat Frame, Foam and Upholstery Cover 3/4 yd. 9 lbs.	632	678	701	716	738	764	787	811	833	859	967	1049
SBK-4461 	Lounge Chair Replacement Back Frame, Foam and Upholstery Cover 3/4 yd. 11 lbs.	763	809	832	847	869	895	918	942	964	990	1098	1180

MODEL NUMBER		LIST
SA-4461-R (RIGHT ARM, AS SEATED) SA-4461-L (LEFT ARM, AS SEATED)	Replacement Lounge Chair Arm Frame, No Arm Cap 9 lbs.	266
		
44-W (BEECH)	Replacement Lounge Arm Cap, Beech Wood 2 lbs.	155
		
44-UB (BLACK URETHANE) 44-UG (GREY URETHANE)	Replacement Lounge Arm Cap, Black or Grey Urethane 2 lbs.	155
		
44-CO (CORIAN)	Replacement Lounge Arm Cap, Corian (standard colors only) 2 lbs.	267
		
OPTIONS		

OPTIONS		
-WC03	Walnut/White Oak Wood Arm Cap (per arm)	118
-MB02	Moisture Barrier, Seat Only	121
-SC02	Replaceable Seat Cover Feature	76
-NS04	Non-Skid Glides	25
-PFM02	Premium Metal Finish	101
-PFW01	Premium Wood Finish, Arm cap (per arm)	10

*For walnut or white oak wood arm cap options, please specify finish and add applicable upcharge.

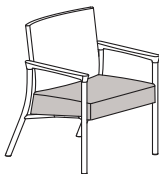
SOLEIL LOUNGE

//

DESIGNED BY DAVID DAHL

UPHOLSTERY COMBINATIONS:

- » When combining two COM/COV/COL fabrics, or fabrics with the same grade, add \$105 List per unit.
- » When combining three COM/COV/COL fabrics, or fabrics with the same grade, add \$135 List per unit.
- » When combining different grades of fabric, price will be based on the highest grade specified.
- » Two-tone upholstery examples and yardage requirements for the most common combinations are listed below. Additional combinations available, please contact client services for yardage requirements and pricing.
- » Note: Yardage amounts are based on fabric which is plain (i.e. non-directional) and a full 54" wide.
- » Appropriate upholstery code must be included.



Code	SH15
<u>Models</u>	<u>COM Requirement</u>
4461	Seat = $\frac{3}{4}$ yd.
	Back = $\frac{3}{4}$ yd.