

DOMO MODULAR // DESIGNED BY QDESIGN

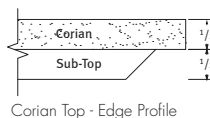
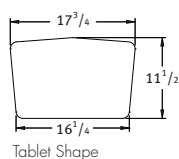
Please note that effective April 1st, 2025, a 4.5% tariff surcharge will be applied to the net subtotal on all orders.



PRODUCT FEATURES:

- » Arm and armless lounge, love seat and sofas with metal platform base.
- » Maximum weight capacity is 350 lbs. for lounge chairs, 700 lbs. for love seats and 1000 lbs. for sofas.
- » Connecting inline, corner and end tables feature 3" top thickness.
- » All dimensions are nominal.

ROTATING TABLET:



- » Available on seating units with arms.
- » Tablet size is 17 3/4" W x 11 1/2" D x 3/4" thick.
- » Rotating tablet features 360-degree turning radius and is affixed to top of arm.
- » Surface finish options: maple, walnut or white oak veneer, laminate or Corian.
- » For maximum durability, a Corian tablet or laminate surface with a clear coat edge finish is recommended.
- » Tablet mounting post for connecting tables standard with 0199 Chrome finish. 0535 Metallic Silver also available, please specify.
- » Refer to Terms and Conditions for edge finish details.

DOMO MODULAR // DESIGNED BY QDESIGN

POWER UNITS:

- » Available on all tables.
- » Black or white finish with 120" electrical cord (no hardwire option available for this series).
- » UL listed.



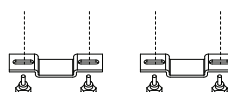
PX3
5⁷/₈" W x 2⁷/₈" D
One outlet, one USB-A and one USB-C charging port



PX4
7¹/₄" W x 2⁷/₈" D
Two outlets, one USB-A and one USB-C charging port

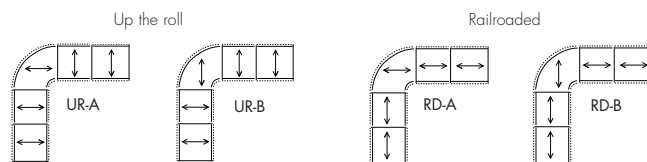
GANGING BRACKET:

- » One set contains two brackets for connecting two units together.
- » Field assembly required.



SPECIFICATIONS:

- » Upholstery direction must be specified on corner and 120-degree benches when patterned fabrics are selected. In the absence of specific instructions, Arcadia reserves the right to upholster units at our discretion.



- » Connecting tables available in maple veneer, laminate and Corian.
- » Corian top is affixed to table top surface increasing overall table height by 1/2". Please note that a 1/8" reveal will be present.
- » Connecting table and rotating tablet available in all standard and custom wood finishes.
- » Premium wood finish upcharge applies to the following wood finishes. Refer to options section for pricing.
 - Super Matte Sable Maple
 - Alabaster Oak
 - Super Matte Sable Oak
- » For custom wood finishes, to table and/or rotating tablet, please add one-time upcharge of \$472 List per color per order.
- » Table with standard laminate top, edge finish will be as follows (laminate cannot be applied to edge):
 - Wood grain and solid black laminate, edge finish will match top color, unless otherwise specified.
 - All other solid laminate colors, wood edge species and finish selection from our standard offering must be specified.
- » For custom laminates, add \$590 List per color per order. Pre-approval required, please contact client services.
- » **Table with laminate or Corian top, finish selection for table edge must be specified.**
- » Metal platform base available in three finishes.

METAL PLATFORM BASE FINISHES:

- » 0405 Charcoal Grey
- » 0535 Metallic Silver
- » 0299 Polished Aluminum

CORIAN® COLORS:

- » CWN Designer White
- » CLN Linen
- » CTD Witch Hazel
- » CRC Rain Cloud
- » CGQ Grey Onyx
- » CSQ Stonique

DOMO MODULAR // DESIGNED BY QDESIGN

ORDERING REQUIREMENTS:

- » **Model number**
- » **Metal base finish**
- » **Upholstery selection**
- » **Options, as applicable**

DOMO MODULAR // DESIGNED BY QDESIGN

ORDERING REQUIREMENTS:

- » Model number
- » Metal base finish
- » Upholstery selection
- » Options, as applicable




MODEL NUMBER	PRODUCT SPECIFICATIONS	FABRIC GRADES										LEATHER	
		COM	A	1	2	COL 3	4	5	6	7	8	L1	L2
6101	Lounge Chair, Arms W 30 ¹ / ₂ D 26 ¹ / ₂ H 31 Seat Height 18 Inside Seat Width 24 Inside Seat Depth 19 Arm Height 29 4 yds. 60 lbs. COL 80 sq. ft.	2297	2541	2665	2741	2861	2997	3121	3249	3365	3505	4081	4521
6102	Love Seat, Arms W 52 ¹ / ₄ D 26 ¹ / ₂ H 31 Seat Height 18 Inside Seat Width 46 Inside Seat Depth 19 Arm Height 29 5 yds. 100 lbs. COL 100 sq. ft.	3026	3331	3486	3581	3731	3901	4056	4216	4361	4536	5256	5806
6103	Sofa, Arms W 75 D 26 ¹ / ₂ H 31 Seat Height 18 Inside Seat Width 69 Inside Seat Depth 19 Arm Height 29 6 ¹ / ₂ yds. 130 lbs. COL 130 sq. ft.	4251	4648	4849	4973	5168	5389	5590	5798	5987	6214	7150	7865

OPTIONS			
-TAR05	Veneer/Laminate Rotating Tablet, Right (as seated)	488	
-TAL05	Veneer/Laminate Rotating Tablet, Left (as seated)	488	
-TAR05-CO	Corian Rotating Tablet, Right (as seated)	791	
-TAL05-CO	Corian Rotating Tablet, Left (as seated)	791	
-PFW01	Premium Wood Finish	10	
-NS04	Non-Skid Glides	25	

DOMO MODULAR // DESIGNED BY QDESIGN

ORDERING REQUIREMENTS:

- » Model number
- » Metal base finish
- » Upholstery selection
- » Options, as applicable




MODEL NUMBER	PRODUCT SPECIFICATIONS	FABRIC GRADES										LEATHER	
		COM	A	1	2	COL 3	4	5	6	7	8	L1	L2
6110	Lounge Chair, Armless W 23 D 26 ¹ / ₂ H 31 Seat Height 18 Inside Seat Width 22 ¹ / ₂ Inside Seat Depth 19 2 yds. 42 lbs. COL 40 sq. ft.	2015	2137	2199	2237	2297	2365	2427	2491	2549	2619	2907	3127
													
6110-R	Lounge Chair, Right Arm Only (as seated) W 26 D 26 ¹ / ₂ H 31 Seat Height 18 Inside Seat Width 22 ¹ / ₂ Inside Seat Depth 19 Arm Height 29 2 ³ / ₄ yds. 51 lbs. COL 55 sq. ft.	2190	2358	2443	2496	2578	2672	2757	2845	2925	3021	3417	3719
													
6110-L	Lounge Chair, Left Arm Only (as seated) W 26 D 26 ¹ / ₂ H 31 Seat Height 18 Inside Seat Width 22 ¹ / ₂ Inside Seat Depth 19 Arm Height 29 2 ³ / ₄ yds. 51 lbs. COL 55 sq. ft.	2190	2358	2443	2496	2578	2672	2757	2845	2925	3021	3417	3719
													

OPTIONS			
-TAR05	Veneer/Laminate Rotating Tablet, Right (as seated)	488	
-TAL05	Veneer/Laminate Rotating Tablet, Left (as seated)	488	
-TAR05-CO	Corian Rotating Tablet, Right (as seated)	791	
-TAL05-CO	Corian Rotating Tablet, Left (as seated)	791	
-PFW01	Premium Wood Finish	10	
-NS04	Non-Skid Glides	25	
-GC03 (order separately)	Ganging Brackets	93	

DOMO MODULAR // DESIGNED BY QDESIGN

ORDERING REQUIREMENTS:

- » Model number
- » Metal base finish
- » Upholstery selection
- » Options, as applicable

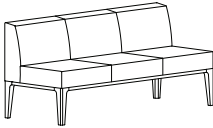
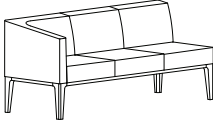
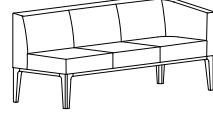
MODEL NUMBER	PRODUCT SPECIFICATIONS	FABRIC GRADES										LEATHER	
		COM	A	1	2	COL 3	4	5	6	7	8	L1	L2
6120	Love Seat, Armless W 45 ¹ / ₂ D 26 ¹ / ₂ H 31 Seat Height 18 Inside Seat Width 45 ¹ / ₂ Inside Seat Depth 19 3 ³ / ₄ yds. 75 lbs. COL 75 sq. ft.	2755	2984	3100	3172	3284	3412	3528	3648	3757	3888	4428	4840
													
6120-R	Love Seat, Right Arm Only (as seated) W 48 ¹ / ₄ D 26 ¹ / ₂ H 31 Seat Height 18 Inside Seat Width 45 Inside Seat Depth 19 Arm Height 29 4 ¹ / ₄ yds. 84 lbs. COL 85 sq. ft.	3013	3273	3404	3485	3613	3757	3889	4025	4148	4297	4909	5376
													
6120-L	Love Seat, Left Arm Only (as seated) W 48 ¹ / ₄ D 26 ¹ / ₂ H 31 Seat Height 18 Inside Seat Width 45 Inside Seat Depth 19 Arm Height 29 4 ¹ / ₄ yds. 84 lbs. COL 85 sq. ft.	3013	3273	3404	3485	3613	3757	3889	4025	4148	4297	4909	5376
													

OPTIONS			
-TAR05	Veneer/Laminate Rotating Tablet, Right (as seated)	488	
-TAL05	Veneer/Laminate Rotating Tablet, Left (as seated)	488	
-TAR05-CO	Corian Rotating Tablet, Right (as seated)	791	
-TAL05-CO	Corian Rotating Tablet, Left (as seated)	791	
-PFW01	Premium Wood Finish	10	
-NS04	Non-Skid Glides	25	
-GC03 (order separately)	Ganging Brackets	93	

DOMO MODULAR // DESIGNED BY QDESIGN

ORDERING REQUIREMENTS:

- » Model number
- » Metal base finish
- » Upholstery selection
- » Options, as applicable

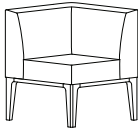
MODEL NUMBER	PRODUCT SPECIFICATIONS	FABRIC GRADES										LEATHER	
		COM	A	1	2	COL 3	4	5	6	7	8	L1	L2
6130	Sofa, Armless W 67 ¹ / ₂ D 26 ¹ / ₂ H 31 Seat Height 18 Inside Seat Width 67 ¹ / ₂ Inside Seat Depth 19 5 ¹ / ₄ yds. 102 lbs. COL 105 sq. ft.	3651	3972	4134	4234	4392	4570	4733	4901	5053	5237	5993	6570
													
6130-R	Sofa, Right Arm Only (as seated) W 71 D 26 ¹ / ₂ H 31 Seat Height 18 Inside Seat Width 67 Inside Seat Depth 19 Arm Height 29 5 ³ / ₄ yds. 116 lbs. COL 115 sq. ft.	4070	4421	4599	4709	4881	5077	5255	5439	5606	5807	6635	7267
													
6130-L	Sofa, Left Arm Only (as seated) W 71 D 26 ¹ / ₂ H 31 Seat Height 18 Inside Seat Width 67 Inside Seat Depth 19 Arm Height 29 5 ³ / ₄ yds. 116 lbs. COL 115 sq. ft.	4070	4421	4599	4709	4881	5077	5255	5439	5606	5807	6635	7267
													

OPTIONS			
-TAR05	Veneer/Laminate Rotating Tablet, Right (as seated)	488	
-TAL05	Veneer/Laminate Rotating Tablet, Left (as seated)	488	
-TAR05-CO	Corian Rotating Tablet, Right (as seated)	791	
-TAL05-CO	Corian Rotating Tablet, Left (as seated)	791	
-PFW01	Premium Wood Finish	10	
-NS04	Non-Skid Glides	25	
-GC03 (order separately)	Ganging Brackets	93	

DOMO MODULAR // DESIGNED BY QDESIGN

ORDERING REQUIREMENTS:


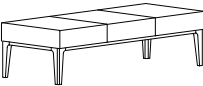

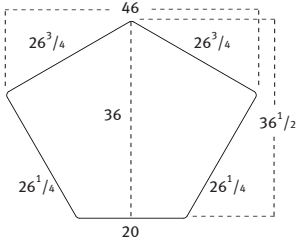
- » Model number
- » Metal base finish
- » Upholstery selection
- » Options, as applicable

MODEL NUMBER	PRODUCT SPECIFICATIONS	FABRIC GRADES										LEATHER	
		COM	A	1	2	COL 3	4	5	6	7	8	L1	L2
6140	 90-Degree Corner Lounge Unit W 26 ¹ / ₂ D 26 ¹ / ₂ H 31 Seat Height 18 Inside Seat Width 19 Inside Seat Depth 19 Arm Height 29 2 ³ / ₄ yds. 51 lbs. COL 55 sq. ft.	2214	2382	2467	2520	2602	2696	2781	2869	2949	3045	3441	3743
OPTIONS													
-NS04	Non-Skid Glides				25								
-GC03 (order separately)	Ganging Brackets				93								

DOMO MODULAR // DESIGNED BY QDESIGN

ORDERING REQUIREMENTS:

- » Model number
- » Metal base finish
- » Upholstery selection
- » Options, as applicable

MODEL NUMBER	PRODUCT SPECIFICATIONS	FABRIC GRADES										LEATHER	
		COM	A	1	2	COL 3	4	5	6	7	8	L1	L2
6162 	2-Seat Bench W 44 ¹ / ₂ D 27 H 18 2 yds. 50 lbs. COL 40 sq. ft.	2191	2313	2375	2413	2473	2541	2603	2667	2725	2795	3083	3303
6163 	3-Seat Bench W 67 ¹ / ₄ D 27 H 18 2 ³ / ₄ yds. 70 lbs. COL 55 sq. ft.	2614	2782	2867	2920	3002	3096	3181	3269	3349	3445	3841	4143
6164 	120-Degree Pentagonal Bench See Dimensions Below Seat Height 18 2 ¹ / ₄ yds. 47 lbs. COL 45 sq. ft.	2366	2504	2573	2616	2684	2760	2830	2902	2967	3046	3370	3617
Top View 													

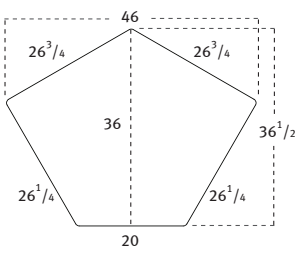
OPTIONS		
-NS04	Non-Skid Glides, 2 and 3-Seat Benches	25
-NS05	Non-Skid Glides, 120-Degree Pentagonal Bench	32
-GC03 (order separately)	Ganging Brackets	93

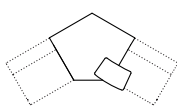
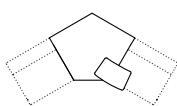
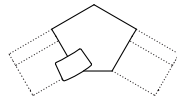
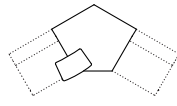
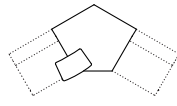
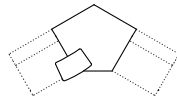
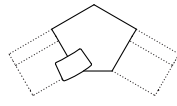
DOMO MODULAR // DESIGNED BY QDESIGN

ORDERING REQUIREMENTS:

- » Model number
- » Wood species
- » Wood finish
- » Edge finish, as applicable
- » Metal base finish
- » Options, as applicable

Note: Table with laminate or Corian top, finish selection for table body must be specified.

MODEL NUMBER	PRODUCT SPECIFICATIONS	TABLE TOP FINISH	
		VENEER OR LAMINATE	CORIAN (-CO)
6174	120-Degree Pentagonal Table See Dimensions Table Height 15 56 lbs. <div>  </div>	2576	5556

OPTIONS			
-TAR18	Veneer/Laminate Rotating Table, Right (narrow side, as seated)	426	NARROW SIDE 
-TAL18	Veneer/Laminate Rotating Table, Left (narrow side, as seated)	426	
-TAR18-CO	Corian Rotating Table, Right (narrow side, as seated)	732	
-TAL18-CO	Corian Rotating Table, Left (narrow side, as seated)	732	
-TAY18	Veneer/Laminate Rotating Table, Right (wider side, as seated)	426	
-TAZ18	Veneer/Laminate Rotating Table, Left (wider side, as seated)	426	
-TAY18-CO	Corian Rotating Table, Right (wider side, as seated)	732	
-TAZ18-CO	Corian Rotating Table, Left (wider side, as seated)	732	
-PFW04	Premium Wood Finish	40	
-PX3-()	Power Matrix 3 (one power, one USB-A, one USB-C)	472	
-PX4-()	Power Matrix 4 (dual power, one USB-A, one USB-C)	494	
-NS05	Non-Skid Glides	32	
-GC03 (order separately)	Ganging Brackets	93	

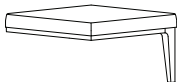

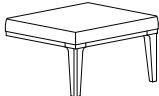
Note: For power matrix faceplate, please specify black (-B) or white (-W) finish.

DOMO MODULAR // DESIGNED BY QDESIGN

ORDERING REQUIREMENTS:

- » Model number
- » Wood species
- » Wood finish
- » Edge finish, as applicable
- » Metal base finish, as applicable
- » Options, as applicable

Note: Table with laminate or Corian top, finish selection for table body must be specified. Mounting hardware included.

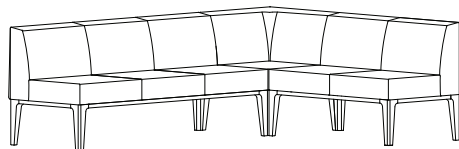
MODEL NUMBER	PRODUCT SPECIFICATIONS	TABLE TOP FINISH	
		VENEER OR LAMINATE	CORIAN (-CO)
6180 	90-Degree Corner Table W 26 ¹ / ₄ D 26 ¹ / ₄ H 15 34 lbs.	1932	3156
6185 	Inline Table W 22 ¹ / ₂ D 26 ¹ / ₄ H 31 28 lbs.	1705	2685
6185-ET 	End Table W 22 ¹ / ₂ D 26 H 15 31 lbs.	1915	2895

OPTIONS			
-TAR18	Veneer/Laminate Rotating Table, Right (narrow side, as seated)	426	
-TAL18	Veneer/Laminate Rotating Table, Left (narrow side, as seated)	426	
-TAR18-CO	Corian Rotating Table, Right (narrow side, as seated)	732	
-TAL18-CO	Corian Rotating Table, Left (narrow side, as seated)	732	
-PFW04	Premium Wood Finish	40	
-PX3-()	Power Matrix 3 (one power, one USB-A, one USB-C)	472	
-PX4-()	Power Matrix 4 (dual power, one USB-A, one USB-C)	494	
-NS01	Non-Skid Glides, 90-Degree Corner Table	8	
-NS02	Non-Skid Glides, End Table	13	

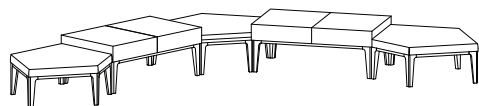
Note: For power matrix faceplate, please specify black (-B) or white (-W) finish.

DOMO MODULAR // DESIGNED BY QDESIGN

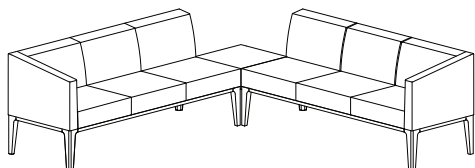
CONFIGURATION EXAMPLES:



<u>Qty</u>	<u>Model #</u>	<u>Description</u>	<u>COM List</u>
1	6130	Sofa, Armless	\$3,651
1	6140	90-Degree Corner Lounge Unit	\$2,214
<u>1</u>	<u>6120</u>	<u>Love Seat, Armless</u>	<u>\$2,755</u>
3			\$8,620



<u>Qty</u>	<u>Model #</u>	<u>Description</u>	<u>COM List</u>
3	6174-V	120-Degree Pentagon Table, Veneer Finish (\$2,576 each)	\$7,728
2	6162	2-Seat Bench (\$2,191 each)	\$4,382
5			\$12,110



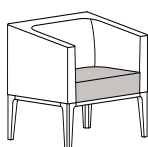
<u>Qty</u>	<u>Model #</u>	<u>Description</u>	<u>COM List</u>
1	6130-R	Sofa, Right Arm (as seated)	\$4,070
1	6180-V	90-Degree Corner Table, Veneer Finish	\$1,932
<u>1</u>	<u>6130-L</u>	<u>Sofa, Left Arm (as seated)</u>	<u>\$4,070</u>
3			\$10,072

Note: Domo ganging connectors not included in pricing examples as shown above.

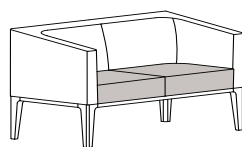
DOMO MODULAR // DESIGNED BY QDESIGN

UPHOLSTERY COMBINATIONS:

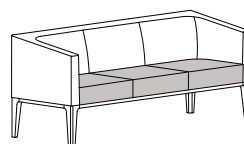
- » When combining two COM/COV/COL fabrics, or fabrics with the same grade, add \$105 List per unit.
- » When combining three COM/COV/COL fabrics, or fabrics with the same grade, add \$135 List per unit.
- » When combining different grades of fabric, price will be based on the highest grade specified.
- » Two-tone upholstery examples and yardage requirements for the most common combinations are listed below. Additional combinations available, please contact client services for yardage requirements and pricing.
- » Note: Yardage amounts are based on fabric which is plain (i.e. non-directional) and a full 54" wide.
- » Appropriate upholstery code must be included.




Code DL3
Model **COM Requirement**
6101 Seat Cushion Only = $1\frac{1}{4}$ yds.
Balance of Chair = $3\frac{1}{2}$ yds.



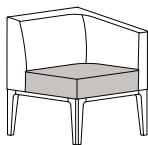
Code DL4
Model **COM Requirement**
6102 Seat Cushion Only = $1\frac{1}{2}$ yds.
Balance of Love Seat = $3\frac{1}{2}$ yds.




Code DL5
Model **COM Requirement**
6103 Seat Cushion Only = $2\frac{1}{2}$ yds.
Balance of Sofa = 4 yds.



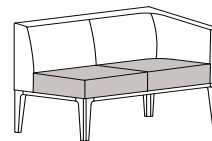
Code DL6
Model **COM Requirement**
6110 Seat Cushion Only = 1 yd.
Balance of Chair = $1\frac{1}{4}$ yds.



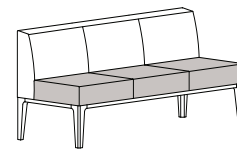
Code DL7
Models **COM Requirement**
6110-L Seat Cushion Only = 1 yd.
6110-R Balance of Chair = 2 yds.




Code DL10
Model **COM Requirement**
6120 Seat Cushion Only = $1\frac{3}{4}$ yds.
Balance of Love Seat = 2 yds.




Code DL11
Models **COM Requirement**
6120-R Seat Cushion Only = $1\frac{3}{4}$ yds.
6120-L Balance of Love Seat = $2\frac{3}{4}$ yds.



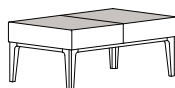
Code DL14
Model **COM Requirement**
6130 Seat Cushion Only = $2\frac{1}{2}$ yds.
Balance of Sofa = $2\frac{3}{4}$ yds.



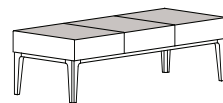
Code DL15
Models **COM Requirement**
6130-R Seat Cushion Only = $2\frac{1}{2}$ yds.
6130-L Balance of Sofa = $3\frac{1}{4}$ yds.



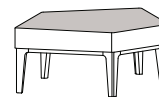
Code DL16
Model **COM Requirement**
6140 Seat Cushion Only = 1 yd.
Balance of Chair = 2 yds.



Code DL19
Model **COM Requirement**
6162 Top of Cushion Only = 1 yd.
Balance of Bench = 1 yd.



Code DL20
Model **COM Requirement**
6163 Top of Cushion Only = $1\frac{1}{2}$ yds.
Balance of Bench = $1\frac{1}{2}$ yds.



Code DL21
Model **COM Requirement**
6164 Top of Cushion Only = $1\frac{1}{4}$ yds.
Balance of Bench = 1 yd.