

LEAF MODULAR // DESIGNED BY DAVID DAHL

Please note that effective April 1st, 2025, a 4.5% tariff surcharge will be applied to the net subtotal on all orders.



PRODUCT FEATURES/SPECIFICATIONS:

- » Models include lounge chair, love seat, mid-size benches, a full-size bench and connecting tables.
- » Mid-size benches and connecting tables available in five sizes to enable straight or curved configurations. Full-size bench offered in one size only.
- » All models come standard with four (4) 5¹/₂" high beech wood or metal legs.
- » All standard and custom wood finishes available on beech.
- » For Super Matte Sable Beech, premium wood finish upcharge applies. Refer to options section for pricing.
- » For custom finishes to legs, tables and/or rotating tablet, please add one-time upcharge of \$472 List per color per order.
- » Metal legs available in three finishes.
- » Lounge and love seat models available with optional clean-out feature between seat and back for maintenance ease (model number designated with a -V).
- » Maximum weight capacity is 750 lbs. for lounge chair and 1000 lbs. for love seat.
- » Models can join together as is, or to reduce the amount of legs as well as provide a more permanent connection, a ganging leg option is also available.
- » All dimensions are nominal.

METAL LEG FINISHES:

- » 0299 Polished Aluminum
- » 0405 Charcoal Grey
- » 0535 Metallic Silver

CONNECTING TABLE SPECIFICATIONS:

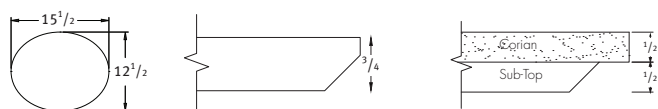
- » Available in maple, walnut and white oak, in all standard and custom wood finishes.
- » Premium wood finish upcharge applies to the following wood finishes. Refer to options section for pricing.
 - Super Matte Sable Maple
 - Alabaster Oak
 - Super Matte Sable Oak
- » For custom finishes to tables, legs and/or rotating tablet, please add one-time upcharge of \$472 List per color per order.
- » Laminate top standard with laminate body, unless otherwise advised.
- » For Corian top, body will be veneer as standard, finish must be specified. For a laminate body, please contact client services for pricing.
- » Corian top is affixed to table surface increasing overall table height by 1/2". Please note that a 1/8" reveal will be present.
- » Tables join together with all lounge, bench and mid-size bench models as well as Leaflette lounge and bench units.

LEAF MODULAR // DESIGNED BY DAVID DAHL

CORIAN® COLORS:

- » CWN Designer White
- » CLN Linen
- » CTD Witch Hazel
- » CRC Rain Cloud
- » CGQ Grey Onyx
- » CSQ Stonique

ROTATING TABLET FEATURES/SPECIFICATIONS:



Tablet Shape


Veneer/Laminate Top - Edge Profile

Corian Top - Edge Profile


- » Available on lounge and love seat models and is affixed to right or left arm/side, as specified.
- » Tablet size is 15¹/₂" W x 12¹/₂" D x 3³/₄" thick with 360-degree turning radius.
- » Surface finish options: veneer, laminate or Corian.
- » Veneer offered in maple, walnut and white oak, in all standard and custom wood finishes.
- » Premium wood finish upcharge applies to the following wood finishes. Refer to options section for pricing.
 - Super Matte Sable Maple
 - Alabaster Oak
 - Super Matte Sable Oak
- » For custom wood finishes, please add one-time upcharge of \$472 List per color per order.
- » Laminate is applied to tablet top surface only.
- » For custom laminates, add \$590 List per color per order. Pre-approval required, please contact client services.
- » Refer to Terms and Conditions for edge finish details.
- » For maximum durability, a Corian tablet or laminate surface with a clear coat edge finish is recommended.
- » Mounting post available in 0199 Chrome and the following finishes: 0405 Charcoal Grey and 0535 Metallic Silver.
- » Mounting post will match leg finish unless otherwise specified. For legs finished in 0299 Polished Aluminum, tablet mounting post will be 0199 Chrome as standard.

MODULAR ARRANGEMENTS:


- » Ganging leg connects two units together and reduces the overall quantity of legs.
- » To specify, please refer to units with "-G" in the model number.
- » **Note: Please include layout drawings or sketch with each order.**
- » Field assembly required.




Standard Leg - Front View



Ganging Leg - Front View



Standard Leg - Side View



Ganging Leg - Side View

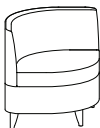
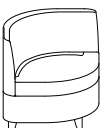
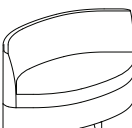
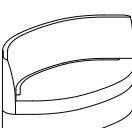

ORDERING REQUIREMENTS:

- » Model number
- » Leg finish
- » Upholstery selection
- » Options, as applicable

LEAF MODULAR // DESIGNED BY DAVID DAHL

ORDERING REQUIREMENTS:

- » Model number
- » Leg finish
- » Upholstery selection
- » Options, as applicable

MODEL NUMBER	PRODUCT SPECIFICATIONS	FABRIC GRADES										LEATHER	
		COM	A	1	2	COL 3	4	5	6	7	8	L1	L2
3700	Lounge Chair W 37 D 27 ¹ / ₄ H 31 Seat Height 18 ¹ / ₂ Inside Seat Width 33 Inside Seat Depth 22 3 yds. 45 lbs. COL 60 sq. ft.	2119	2302	2395	2452	2542	2644	2737	2833	2920	3025	3457	3787
													
3700-V	Lounge Chair with Clean-Out W 37 D 27 ¹ / ₄ H 31 Seat Height 18 ¹ / ₂ Inside Seat Width 33 Inside Seat Depth 23 ¹ / ₄ 3 ³ / ₄ yds. 45 lbs. COL 75 sq. ft.	2245	2474	2590	2662	2774	2902	3018	3138	3247	3378	3918	4330
													
3702	Love Seat W 55 D 29 ¹ / ₄ H 31 Seat Height 18 ¹ / ₂ Inside Seat Width 48 Inside Seat Depth 22 5 yds. 55 lbs. COL 100 sq. ft.	3082	3387	3542	3637	3787	3957	4112	4272	4417	4592	5312	5862
													
3702-V	Love Seat with Clean-Out W 55 D 29 ¹ / ₄ H 31 Seat Height 18 ¹ / ₂ Inside Seat Width 48 Inside Seat Depth 23 ¹ / ₄ 5 ¹ / ₂ yds. 55 lbs. COL 110 sq. ft.	3198	3534	3704	3809	3974	4161	4331	4507	4667	4859	5651	6256
													
3705	Full Size Bench W 37 D 27 ¹ / ₄ H 18 ¹ / ₂ Seat Height 18 ¹ / ₂ 2 yds. 30 lbs. COL 40 sq. ft.	1697	1819	1881	1919	1979	2047	2109	2173	2231	2301	2589	2809
													

OPTIONS		
-PFW01	Premium Wood Finish	10
-TAR03	Veneer/Laminate Rotating Tablet, Right (as seated)	500
-TAL03	Veneer/Laminate Rotating Tablet, Left (as seated)	500
-TAR03-CO	Corian Rotating Tablet, Right (as seated)	823
-TAL03-CO	Corian Rotating Tablet, Left (as seated)	823
-MB02	Moisture Barrier, Lounge Chair (with or without clean-out)	121
-MB03	Moisture Barrier, Love Seat (with or without clean-out)	184
-NS04	Non-Skid Glides	25

LEAF MODULAR // DESIGNED BY DAVID DAHL

ORDERING REQUIREMENTS:

- » Model number
- » Leg finish
- » Upholstery selection
- » Options, as applicable






MODEL NUMBER	PRODUCT SPECIFICATIONS	FABRIC GRADES										LEATHER	
		COM	A	1	2	COL 3	4	5	6	7	8	L1	L2
3710	Mid-Size Bench W 28 ³ / ₄ D 21 ¹ / ₂ H 18 ¹ / ₂ Seat Height 18 ¹ / ₂ 1 ³ / ₄ yds. 28 lbs. COL 35 sq. ft.	1689	1796	1850	1884	1936	1996	2050	2106	2157	2218	2470	2662
3715	Mid-Size In-Line Bench W 23 ¹ / ₂ D 21 ¹ / ₂ H 18 ¹ / ₂ Seat Height 18 ¹ / ₂ 1 ³ / ₄ yds. 27 lbs. COL 35 sq. ft.	1625	1732	1786	1820	1872	1932	1986	2042	2093	2154	2406	2598
3720	Mid-Size In-Line/End Bench W 26 D 21 ¹ / ₂ H 18 ¹ / ₂ Seat Height 18 ¹ / ₂ 1 ³ / ₄ yds. 27 lbs. COL 35 sq. ft.	1647	1754	1808	1842	1894	1954	2008	2064	2115	2176	2428	2620
3730	Mid-Size 30-Degree Bench W 27 ¹ / ₄ D 21 ¹ / ₂ H 18 ¹ / ₂ Seat Height 18 ¹ / ₂ 1 ¹ / ₂ yds. 27 lbs. COL 30 sq. ft.	1665	1757	1803	1832	1877	1928	1974	2022	2066	2118	2334	2499
3745	Mid-Size 45-Degree Bench W 28 D 22 H 18 ¹ / ₂ Seat Height 18 ¹ / ₂ 1 ¹ / ₂ yds. 27 lbs. COL 30 sq. ft.	1691	1783	1829	1858	1903	1954	2000	2048	2092	2144	2360	2525
OPTIONS													
-PFW01	Premium Wood Finish	10											
-NS04	Non-Skid Glides	25											

LEAF MODULAR // DESIGNED BY DAVID DAHL

ORDERING REQUIREMENTS:

- » Model number
- » Wood species
- » Wood finish
- » Leg finish
- » Options, as applicable

Note: For Corian top, specify '-CO' after model number and select color. Body is veneer as standard, finish must be specified.

MODEL NUMBER	PRODUCT SPECIFICATIONS	TABLE TOP FINISH	
		VENEER OR LAMINATE	CORIAN (-CO)
3750 	Inline Table W 16 ³ / ₄ D 16 ¹ / ₂ H 13 ¹ / ₄ 15 lbs.	1479	2018
3750-30 	30-Degree Table W 18 ¹ / ₄ D 16 ¹ / ₂ H 13 ¹ / ₄ 15 lbs.	1479	2018
3750-45 	45-Degree Table W 19 D 16 ³ / ₄ H 13 ¹ / ₄ 15 lbs.	1479	2018
3750-90 	90-Degree Table W 23 D 19 H 13 ¹ / ₄ 15 lbs.	1587	2169
3755 	Inline/End Table W 19 D 16 ¹ / ₂ H 13 ¹ / ₄ 15 lbs.	1491	2488

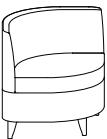
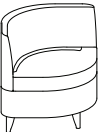
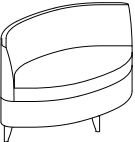
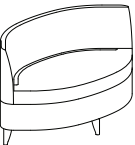
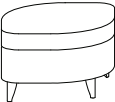
OPTIONS		
-PFW04	Premium Wood Finish	40
-NS04	Non-Skid Glides	25

LEAF MODULAR // DESIGNED BY DAVID DAHL

ORDERING REQUIREMENTS:

- » Model number
- » Leg finish
- » Upholstery selection
- » Options, as applicable

Note: Models below feature ganging leg (-G) to connect units together. Please include layout drawings or sketch with each order.

MODEL NUMBER	PRODUCT SPECIFICATIONS	FABRIC GRADES										LEATHER	
		COM	A	1	2	COL 3	4	5	6	7	8	L1	L2
3700-G	Lounge Chair, Ganging W 37 D 27 ¹ / ₄ H 31 Seat Height 18 ¹ / ₂ Inside Seat Width 33 Inside Seat Depth 22 3 yds. 45 lbs. COL 60 sq. ft.	2212	2395	2488	2545	2635	2737	2830	2926	3013	3118	3550	3880
													
3700-V-G	Lounge Chair with Clean-Out, Ganging W 37 D 27 ¹ / ₄ H 31 Seat Height 18 ¹ / ₂ Inside Seat Width 33 Inside Seat Depth 23 ¹ / ₄ 3 ³ / ₄ yds. 45 lbs. COL 75 sq. ft.	2338	2567	2683	2755	2867	2995	3111	3231	3340	3471	4011	4423
													
3702-G	Love Seat, Ganging W 55 D 29 ¹ / ₄ H 31 Seat Height 18 ¹ / ₂ Inside Seat Width 48 Inside Seat Depth 22 5 yds. 55 lbs. COL 100 sq. ft.	3175	3480	3635	3730	3880	4050	4205	4365	4510	4685	5405	5955
													
3702-V-G	Love Seat with Clean-Out, Ganging W 55 D 29 ¹ / ₄ H 31 Seat Height 18 ¹ / ₂ Inside Seat Width 48 Inside Seat Depth 23 ¹ / ₄ 5 ¹ / ₂ yds. 55 lbs. COL 110 sq. ft.	3291	3627	3797	3902	4067	4254	4424	4600	4760	4952	5744	6349
													
3705-G	Full Size Bench, Ganging W 37 D 27 ¹ / ₄ H 18 ¹ / ₂ Seat Height 18 ¹ / ₂ 2 yds. 30 lbs. COL 40 sq. ft.	1790	1912	1974	2012	2072	2140	2202	2266	2324	2394	2682	2902
													

OPTIONS


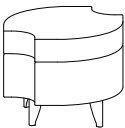
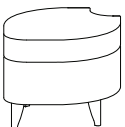


-PFW01	Premium Wood Finish	10
-TAR03	Veneer/Laminate Rotating Tablet, Right (as seated)	500
-TAL03	Veneer/Laminate Rotating Tablet, Left (as seated)	500
-TAR03-CO	Corian Rotating Tablet, Right (as seated)	823
-TAL03-CO	Corian Rotating Tablet, Left (as seated)	823
-MB02	Moisture Barrier, Lounge Chair (with or without clean-out)	121
-MB03	Moisture Barrier, Love Seat (with or without clean-out)	184
-NS04	Non-Skid Glides	25

LEAF MODULAR // DESIGNED BY DAVID DAHL

ORDERING REQUIREMENTS:

- » Model number
- » Leg finish
- » Upholstery selection
- » Options, as applicable

Note: Models below feature ganging leg (-G) to connect units together. Please include layout drawings or sketch with each order.

MODEL NUMBER	PRODUCT SPECIFICATIONS	FABRIC GRADES										LEATHER	
		COM	A	1	2	COL 3	4	5	6	7	8	L1	L2
3710-G 	Mid-Size Bench, Ganging W 28 ¹ / ₄ D 21 ¹ / ₂ H 18 ¹ / ₂ Seat Height 18 ¹ / ₂ 1 ³ / ₄ yds. 26 lbs. COL 35 sq. ft.	1782	1889	1943	1977	2029	2089	2143	2199	2250	2311	2563	2755
3715-G 	Mid-Size Inline Bench, Ganging W 23 ¹ / ₂ D 21 ¹ / ₂ H 18 ¹ / ₂ Seat Height 18 ¹ / ₂ 1 ³ / ₄ yds. 25 lbs. COL 35 sq. ft.	1718	1825	1879	1913	1965	2025	2079	2135	2186	2247	2499	2691
3720-G 	Mid-Size Inline/End Bench, Ganging W 26 D 21 ¹ / ₂ H 18 ¹ / ₂ Seat Height 18 ¹ / ₂ 1 ³ / ₄ yds. 25 lbs. COL 35 sq. ft.	1740	1847	1901	1935	1987	2047	2101	2157	2208	2269	2521	2713
3730-G 	Mid-Size 30-Degree Bench, Ganging W 27 ¹ / ₄ D 21 ¹ / ₂ H 18 ¹ / ₂ Seat Height 18 ¹ / ₂ 1 ¹ / ₂ yds. 25 lbs. COL 30 sq. ft.	1758	1850	1896	1925	1970	2021	2067	2115	2159	2211	2427	2592
3745-G 	Mid-Size 45-Degree Bench, Ganging W 28 D 22 H 18 ¹ / ₂ Seat Height 18 ¹ / ₂ 1 ¹ / ₂ yds. 25 lbs. COL 30 sq. ft.	1784	1876	1922	1951	1996	2047	2093	2141	2185	2237	2453	2618
OPTIONS													
-PFW01	Premium Wood Finish	10											
-NS04	Non-Skid Glides	25											

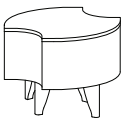

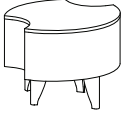


LEAF MODULAR // DESIGNED BY DAVID DAHL

ORDERING REQUIREMENTS:

- » Model number
- » Wood species
- » Wood finish
- » Leg finish
- » Options, as applicable

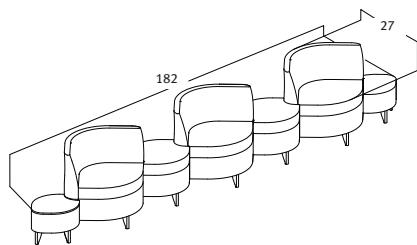
Note: For Corian top, specify '-CO' after model number and select color. Body is veneer as standard, finish must be specified.

Note: Models below feature ganging leg (-G) to connect units together. Please include layout drawings or sketch with each order.

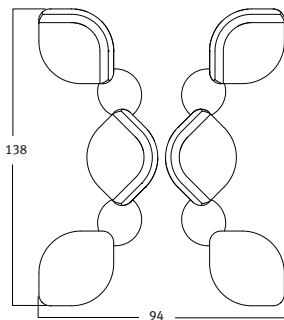
MODEL NUMBER	PRODUCT SPECIFICATIONS	TABLE TOP FINISH	
		VENEER OR LAMINATE	CORIAN (-CO)
3750-G 	Inline Table, Ganging W 16 ³ / ₄ D 16 ¹ / ₂ H 13 ¹ / ₄ 15 lbs.	1572	2111
3750-30-G 	30-Degree Table, Ganging W 18 ¹ / ₄ D 16 ¹ / ₂ H 13 ¹ / ₄ 15 lbs.	1572	2111
3750-45-G 	45-Degree Table, Ganging W 19 D 16 ³ / ₄ H 13 ¹ / ₄ 15 lbs.	1572	2111
3750-90-G 	90-Degree Table, Ganging W 23 D 19 H 13 ¹ / ₄ 15 lbs.	1680	2262
3755-G 	Inline/End Table, Ganging W 19 D 16 ¹ / ₂ H 13 ¹ / ₄ 15 lbs.	1584	2581
OPTIONS			
-PFW04	Premium Wood Finish	40	
-NS04	Non-Skid Glides	25	

LEAF MODULAR // DESIGNED BY DAVID DAHL

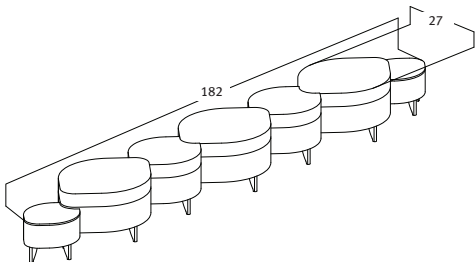
CONFIGURATION EXAMPLES:



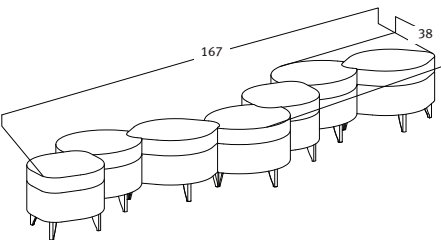
Qty	Model #	Description	COM List
3	3700-G	Lounge Chairs (\$2,212 each)	\$6,636
2	3755-G	Inline/End Tables (\$1,584 each)	\$3,168
2	3715-G	Inline Benches (\$1,718 each)	<u>\$3,436</u>
7			\$13,240



Qty	Model #	Description	COM List
4	3700-G	Lounge Chairs (\$2,212 each)	\$8,848
2	3705-G	Full Size Benches (\$1,790 each)	\$3,580
4	3750-45-G	45-Degree Tables (\$1,572 each)	<u>\$6,288</u>
10			\$18,716



Qty	Model #	Description	COM List
3	3705-G	Full Size Benches (\$1,790 each)	\$5,370
2	3715-G	Mid-Size Inline Benches (\$1,718 each)	\$3,436
2	3755-G	Inline/End Tables (\$1,584 each)	<u>\$3,168</u>
7			\$11,974

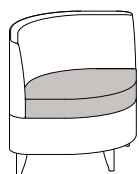


Qty	Model #	Description	COM List
4	3710-G	Mid-Size Benches (\$1,782 each)	\$7,128
3	3745-G	Mid-Size 45-Degree Benches (\$1,784 each)	<u>\$5,352</u>
7			\$12,480

LEAF MODULAR // DESIGNED BY DAVID DAHL

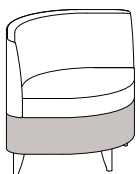
UPHOLSTERY COMBINATIONS:

- » When combining two COM/COV/COL fabrics, or fabrics with the same grade, add \$105 List per unit.
- » When combining three COM/COV/COL fabrics, or fabrics with the same grade, add \$135 List per unit.
- » When combining different grades of fabric, price will be based on the highest grade specified.
- » Two-tone upholstery examples and yardage requirements for the most common combinations are listed below. Additional combinations available, please contact client services for yardage requirements and pricing.
- » Note: Yardage amounts are based on fabric which is plain (i.e. non-directional) and a full 54" wide.
- » Appropriate upholstery code must be included.



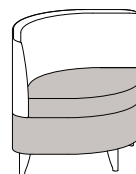
Code LM1

Model COM Requirement
3700 Seat Cushion Only = 1 yd.
Balance of Chair = 2¹/₂ yds.



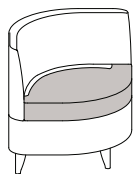
Code LM2

Model COM Requirement
3700 Seat Box Only = 3³/₄ yd.
Balance of Chair = 2¹/₂ yds.



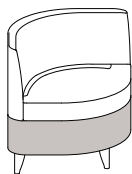
Code LM3

Model COM Requirement
3700 Seat Cushion & Seat Box = 1³/₄ yds.
Balance of Chair = 1³/₄ yds.



Code LM4

Models COM Requirement
3700-V Seat Cushion Only = 1¹/₄ yd.
Balance of Chair = 2¹/₂ yds.



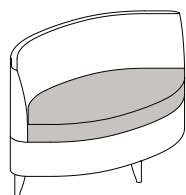
Code LM5

Models COM Requirement
3700-V Seat Box Only = 1 yd.
Balance of Chair = 2³/₄ yds.



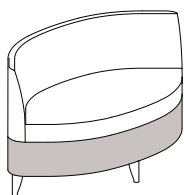
Code LM6

Models COM Requirement
3700-V Seat Cushion & Seat Box = 2¹/₄ yds.
Balance of Chair = 2 yds.



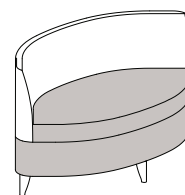
Code LM7

Models COM Requirement
3702 Seat Cushion Only = 1¹/₂ yds.
Balance of Love Seat = 3¹/₂ yds.



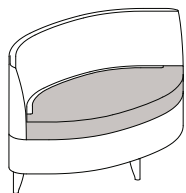
Code LM8

Models COM Requirement
3702 Seat Box Only = 1¹/₂ yds.
Balance of Love Seat = 3¹/₂ yds.



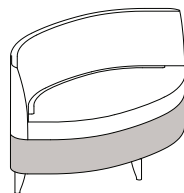
Code LM9

Models COM Requirement
3702 Seat Cushion & Seat Box = 3 yds.
Balance of Love Seat = 2¹/₂ yds.



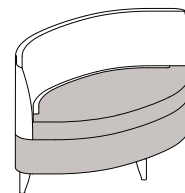
Code LM10

Models COM Requirement
3702-V Seat Cushion Only = 2 yds.
Balance of Love Seat = 3³/₄ yds.



Code LM11

Models COM Requirement
3702-V Seat Box Only = 1³/₄ yds.
Balance of Love Seat = 4¹/₄ yds.



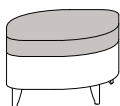
Code LM12

Models COM Requirement
3702-V Seat Cushion & Seat Box = 3¹/₄ yds.
Balance of Love Seat = 2³/₄ yds.

LEAF MODULAR // DESIGNED BY DAVID DAHL

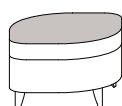
UPHOLSTERY COMBINATIONS:

- » When combining two COM/COV/COL fabrics, or fabrics with the same grade, add \$105 List per unit.
- » When combining three COM/COV/COL fabrics, or fabrics with the same grade, add \$135 List per unit.
- » When combining different grades of fabric, price will be based on the highest grade specified.
- » Two-tone upholstery examples and yardage requirements for the most common combinations are listed below. Additional combinations available, please contact client services for yardage requirements and pricing.
- » Note: Yardage amounts are based on fabric which is plain (i.e. non-directional) and a full 54" wide.
- » Appropriate upholstery code must be included.



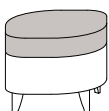
Code LM13

Model	COM Requirement
3705	Seat Cushion = $1\frac{1}{4}$ yds.
3705-G	Seat Box = $\frac{3}{4}$ yd.



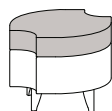
Code LM14

Model	COM Requirement
3705	Top of Seat Only = 1 yd.
3705-G	Balance of Bench = 1 yd.



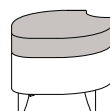
Code LM15

Model	COM Requirement
3710	Seat Cushion = $1\frac{1}{4}$ yds.
3710-G	Seat Box = $\frac{3}{4}$ yd.



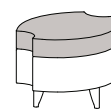
Code LM16

Model	COM Requirement
3715	Seat Cushion = $1\frac{1}{4}$ yds.
3715-G	Seat Box = $\frac{3}{4}$ yd.



Code LM17

Model	COM Requirement
3720	Seat Cushion = $1\frac{1}{4}$ yds.
3720-G	Seat Box = $\frac{3}{4}$ yd.




Code LM18

Model	COM Requirement
3730	Seat Cushion = $1\frac{1}{4}$ yds.
3730-G	Seat Box = $\frac{3}{4}$ yd.



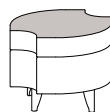
Code LM19

Model	COM Requirement
3745	Seat Cushion = $1\frac{1}{4}$ yds.
3745-G	Seat Box = $\frac{3}{4}$ yd.



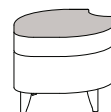
Code LM20

Model	COM Requirement
3710	Top of Seat Only = $\frac{3}{4}$ yd.
3710-G	Balance of Bench = $1\frac{1}{4}$ yds.



Code LM21

Model	COM Requirement
3715	Top of Seat Only = $\frac{3}{4}$ yd.
3715-G	Balance of Bench = $1\frac{1}{4}$ yds.



Code LM22

Model	COM Requirement
3720	Top of Seat Only = $\frac{3}{4}$ yd.
3720-G	Balance of Bench = $1\frac{1}{4}$ yds.



Code LM23

Model	COM Requirement
3730	Top of Seat Only = $\frac{3}{4}$ yd.
3730-G	Balance of Bench = $1\frac{1}{4}$ yds.



Code LM24

Model	COM Requirement
3745	Top of Seat Only = $\frac{3}{4}$ yd.
3745-G	Balance of Bench = $1\frac{1}{4}$ yds.