

THEME STOOLS // DESIGNED BY CHRIS & JON PANICHELLA

Please note that effective April 1st, 2025, a 4.5% tariff surcharge will be applied to the net subtotal on all orders.



PRODUCT FEATURES:

- » Two back options: fully upholstered and wood shell with upholstered back cushion.
- » Available in counter and bar heights.
- » Footrest is positioned 7¹/₂" from the floor for 25" counter height stools and 12¹/₂" from the floor for 30" bar height stools.
- » Maximum weight capacity is 250 lbs.
- » All dimensions are nominal.

SPECIFICATIONS:

- » Available in beech and walnut, in all standard and custom wood finishes.
- » For Super Matte Sable Beech, premium wood finish upcharge applies. Refer to options section for pricing.
- » For custom wood finishes, please add one-time upcharge of \$472 List per color per order.
- » Metal footrest available in chrome only.



ORDERING REQUIREMENTS:

- » Model number
- » Wood species
- » Wood finish
- » Upholstery selection

THEME STOOLS // DESIGNED BY CHRIS & JON PANICHELLA

ORDERING REQUIREMENTS:



- » Model number
- » Wood species
- » Wood finish
- » Upholstery selection

MODEL NUMBER	PRODUCT SPECIFICATIONS				FABRIC GRADES										LEATHER	
		WOOD SPECIES	COM	A	1	2	COL 3	4	5	6	7	8	L1	L2		
1450-25		25" Counter Height Stool Wood Back with Upholstered Cushion W 21 D 20 ¹ / ₂ H 39 Seat Height 25 Seat Width 18 Seat Depth 16 1 yd. 24 lbs. COL 20 sq. ft.														
		Beech	1512	1573	1604	1623	1653	1687	1718	1750	1779	1814	1958	2068		
		Walnut	2188	2249	2280	2299	2329	2363	2394	2426	2455	2490	2634	2744		
1451-25		25" Counter Height Stool Fully Upholstered W 21 D 20 ³ / ₄ H 39 Seat Height 25 Seat Width 18 Seat Depth 16 1 ¹ / ₂ yds. 23 lbs. COL 30 sq. ft.														
		Beech	1431	1523	1569	1598	1643	1694	1740	1788	1832	1884	2100	2265		
		Walnut	2105	2197	2243	2272	2317	2368	2414	2462	2506	2558	2774	2939		
OPTIONS																
-PFW03		Premium Wood Finish				30										

THEME STOOLS // DESIGNED BY CHRIS & JON PANICHELLA

ORDERING REQUIREMENTS:

- » Model number
- » Wood species
- » Wood finish
- » Upholstery selection

MODEL NUMBER	PRODUCT SPECIFICATIONS				FABRIC GRADES										LEATHER	
	WOOD SPECIES	COM	A	1	2	COL 3	4	5	6	7	8	L1	L2			
1450-30 	30" Bar Height Stool Wood Back with Upholstered Cushion W 21 D 20 ³ / ₄ H 44 Seat Height 30 Seat Width 18 Seat Depth 16 1 yd. 26 lbs. COL 20 sq. ft.	Beech	1559	1620	1651	1670	1700	1734	1765	1797	1826	1861	2005	2115		
	Walnut	2235	2296	2327	2346	2376	2410	2441	2473	2502	2537	2681	2791			
1451-30 	30" Bar Height Stool Fully Upholstered W 21 D 21 H 44 Seat Height 30 Seat Width 18 Seat Depth 16 1 ¹ / ₂ yds. 25 lbs. COL 30 sq. ft.	Beech	1465	1557	1603	1632	1677	1728	1774	1822	1866	1918	2134	2299		
	Walnut	2139	2231	2277	2306	2351	2402	2448	2496	2540	2592	2808	2973			
OPTIONS																
-PFW03	Premium Wood Finish	30														