

# LINEUP PLANTERS // DESIGNED BY IDA DESIGN

Please note that effective April 1st, 2025, a 4.5% tariff surcharge will be applied to the net subtotal on all orders.



## PRODUCT FEATURES/SPECIFICATIONS:

- » Round and racetrack planter shapes.
- » Steel body with solid steel rod legs.
- » Legs feature non-skid adjustable glides.
- » 60" wide racetrack planter includes interior center support.
- » Body and legs available in standard and premium finishes.
- » Please note that there is no upcharge for two-tone finishes on body and legs; however, premium finish upcharges will apply, as applicable
- » Interior will match body finish as standard.
- » Liner not included.
- » Not for outdoor use.
- » All dimensions are nominal.

## STANDARD BODY/LEG FINISHES:

- » 0405 Charcoal Grey
- » 0535 Metallic Silver
- » 0630 Satin Black

## PREMIUM BODY/LEG FINISHES:

- |                      |                 |
|----------------------|-----------------|
| » 0605 Matte Black   | » 1105 Canary   |
| » 0705 Matte Cotton  | » 1205 Stone    |
| » 0788 Glossy Cotton | » 1305 Sage     |
| » 0805 Oasis         | » 1405 Ice Blue |
| » 0905 Mint          | » 1505 Clay     |
| » 1005 Mercury       |                 |

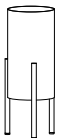
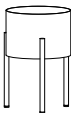
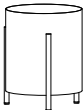
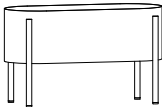

## ORDERING REQUIREMENTS:

- » Model number
- » Body finish
- » Leg finish
- » Options, as applicable

# LINEUP PLANTERS // DESIGNED BY IDA DESIGN

## ORDERING REQUIREMENTS:

- » Model number
- » Body finish
- » Leg finish
- » Options, as applicable

		LIST
<b>8980-1027</b> 	<b>10" Dia. x 27" H</b> Inside Dimensions: 10" Dia. x 19" H 27 lbs.	887
<b>8980-1422</b> 	<b>14" Dia. x 22" H</b> Inside Dimensions: 14" Dia. x 10" H 25 lbs.	1046
<b>8980-1621</b> 	<b>16" Dia. x 21" H</b> Inside Dimensions: 16" Dia. x 17 <sup>1</sup> / <sub>4</sub> " H 34 lbs.	1104
<b>8980-301218</b> 	<b>30" L x 12" W x 18" H Racetrack</b> Inside Dimensions: 29" L x 12" W x 10" H 40 lbs.	1305
<b>8980-601618</b> 	<b>60" L x 16" W x 18" H Racetrack</b> Inside Dimensions: 60" L x 12" W x 14" H 63 lbs.	2077
OPTIONS		

-PFM02	Premium Metal Body Finish (round planter sizes)	101
-PFM03	Premium Metal Body Finish (racetrack planter sizes)	139
-PFM01	Premium Metal Leg Finish	71