

# HUSH MODULAR // DESIGNED BY 5D STUDIO

Please note that effective April 1st, 2025, a 4.5% tariff surcharge will be applied to the net subtotal on all orders.



## PRODUCT FEATURES:

- » Two back options: low back (public) or high back (private).
- » Arm and armless models available.
- » Legs are 4" diameter, 5" high and feature 1" maximum height adjustability for leveling purposes.
- » Lounge chairs available individually or in modular combinations.
- » Low back models available with connecting tables for expanded modular options.
- » Maximum weight capacity is 350 lbs. for lounge chairs (or per individual seat as applicable), 700 lbs. for love seats and 1000 lbs. for sofas.
- » **Note: Legs must be field installed on all individual models and modular configurations.**
- » All dimensions are nominal.

## END AND IN-LINE CONNECTING TABLE PRODUCT FEATURES:

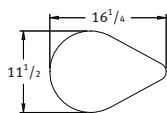
- » **Configurable with public (low back) models only.**
- » Available in three sizes: 12" wide straight, 23" wide straight and quarter-round.
- » Three table surface options: beech veneer, laminate or Corian.
- » Corian top option is 1/2" thick in lieu of standard table top thickness of 3/4".
- » **Table with laminate or Corian top, finish selection for table body must be specified.**
- » End tables feature two fixed legs.

## MODULAR ARRANGEMENTS:


- » For modular configurations, lounge units are connected together using shared legs.
- » Units ordered that will not be connected to other units will require additional legs. Please add \$40 List per leg.
- » Field assembly required.
- » **Note: Please include layout drawings or sketch with each order.**

# HUSH MODULAR // DESIGNED BY 5D STUDIO

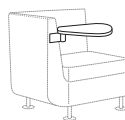
## ROTATING TABLET:



Tablet Shape



Wood/Laminate/Corian Top - Edge Profile

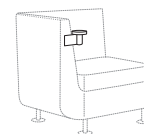


Chair Mounting Bracket Placement

- » Available on private and public right/left arm end-units and specified connecting tables.
- » Tablet size is 16<sup>1</sup>/<sub>4</sub>" L x 11<sup>1</sup>/<sub>2</sub>" D x 3<sup>3</sup>/<sub>4</sub>" thick.
- » 270-degree tablet turning radius on right/left arm end-units.
- » 360-degree tablet turning radius on connecting tables.
- » Surface finish options: beech veneer, laminate or Corian.
- » For maximum durability, a Corian tablet or laminate surface with a clear coat edge finish is recommended.
- » Refer to Terms and Conditions for edge finish details.
- » Mounting bracket on modular right/left arm end units finished in 0299 Polished Aluminum.
- » Mounting post featured on connecting tables available in four finishes.

## CUP HOLDER:

- » Available on right/left arm end units.
- » Dimensions: 5" outer diameter, 3<sup>1</sup>/<sub>2</sub>" inner diameter (cup size) x 1<sup>1</sup>/<sub>4</sub>" deep.
- » Cup holder mounting bracket finished in 0299 Polished Aluminum and features black leather insert.



## SEATING POWER UNITS:


- » Units are positioned front and center below the seat cushion, unless otherwise specified.
- » Black or white finish with 120" electrical cord (no hardwire option available for this series).
- » UL listed.



**PX3**  
5<sup>7</sup>/<sub>8</sub>" W x 2<sup>7</sup>/<sub>8</sub>" D  
One outlet, one USB-A and one USB-C charging port



**PX4**  
7<sup>1</sup>/<sub>4</sub>" W x 2<sup>7</sup>/<sub>8</sub>" D  
Two outlets, one USB-A and one USB-C charging port

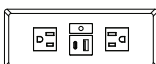


## TABLE POWER UNITS:

- » Available on all connecting tables.
- » Unit will be positioned in the center of connecting tables, 5" from the rear, as standard, unless otherwise specified.
- » Black or white finish with 120" electrical cord (no hardwire option available for this series).
- » UL listed.



**PX3**  
5<sup>7</sup>/<sub>8</sub>" W x 2<sup>7</sup>/<sub>8</sub>" D  
One outlet, one USB-A and one USB-C charging port

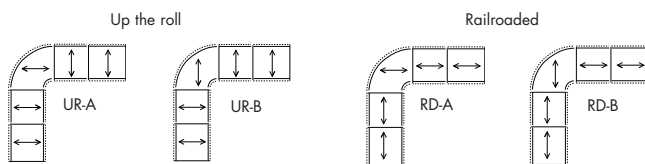


**PX4**  
7<sup>1</sup>/<sub>4</sub>" W x 2<sup>7</sup>/<sub>8</sub>" D  
Two outlets, one USB-A and one USB-C charging port

# HUSH MODULAR // DESIGNED BY 5D STUDIO

## SPECIFICATIONS:

- » Upholstery direction must be specified on 90-degree benches when patterned fabrics are selected. In the absence of specific instructions, Arcadia reserves the right to upholster units at our discretion.



- » All standard and custom wood finishes available on beech.
- » For Super Matte Sable Beech, premium wood finish upcharge applies. Refer to options section for pricing.
- » For custom wood finishes to connecting tables and/or tablets, please add one-time upcharge of \$472 List per color per order.
- » For custom laminates, add \$590 List per color per order. Pre-approval required, please contact client services.

## METAL LEG FINISH COLORS:

- » 0299 Polished Aluminum
- » 0405 Charcoal Grey
- » 0535 Metallic Silver
- » 0630 Satin Black

## TABLET POST FINISH COLORS:

- » 0199 Chrome
- » 0405 Charcoal Grey
- » 0535 Metallic Silver
- » 0630 Satin Black

## CORIAN® COLORS:

- » CWN Designer White
- » CLN Linen
- » CTD Witch Hazel
- » CRC Rain Cloud
- » CGQ Grey Onyx
- » CSQ Stonique

## ORDERING REQUIREMENTS:



- » Model number
- » Metal leg finish
- » Upholstery selection
- » Options, as applicable

# HUSH MODULAR // DESIGNED BY 5D STUDIO

## ORDERING REQUIREMENTS:

- » Model number
- » Metal leg finish
- » Upholstery selection
- » Options, as applicable

**Note: Please include layout drawings or sketch with each order.**

MODEL NUMBER	PRODUCT SPECIFICATIONS	FABRIC GRADES										LEATHER	
		COM	A	1	2	COL 3	4	5	6	7	8	L1	L2
<b>5560</b>	<b>Modular Lounge Unit, Public (low back) In-Line Armless Unit</b> W 23 D 30 H 31 Seat Height 17 <sup>1</sup> / <sub>2</sub> Inside Seat Width 22 <sup>1</sup> / <sub>2</sub> Inside Seat Depth 20 <sup>1</sup> / <sub>4</sub> 3 yds. 42 lbs. COL 60 sq. ft.	2031	2214	2307	2364	2454	2556	2649	2745	2832	2937	3369	3699
													
<b>5560-R</b>	<b>Modular Lounge Unit, Public (low back) Right Arm End Unit (as seated)</b> W 30 D 30 H 31 Seat Height 17 <sup>1</sup> / <sub>2</sub> Inside Seat Width 24 Inside Seat Depth 20 <sup>1</sup> / <sub>4</sub> 4 <sup>1</sup> / <sub>4</sub> yds. 48 lbs. COL 85 sq. ft.	2486	2746	2877	2958	3086	3230	3362	3498	3621	3770	4382	4849
													
<b>5560-L</b>	<b>Modular Lounge Unit, Public (low back) Left Arm End Unit (as seated)</b> W 30 D 30 H 31 Seat Height 17 <sup>1</sup> / <sub>2</sub> Inside Seat Width 24 Inside Seat Depth 20 <sup>1</sup> / <sub>4</sub> 4 <sup>1</sup> / <sub>4</sub> yds. 48 lbs. COL 85 sq. ft.	2486	2746	2877	2958	3086	3230	3362	3498	3621	3770	4382	4849
													
<b>5560-C</b>	<b>Modular Lounge Unit, Public (low back) Corner Unit</b> W 30 D 30 H 31 Seat Height 17 <sup>1</sup> / <sub>2</sub> Inside Seat Width 20 <sup>1</sup> / <sub>4</sub> Inside Seat Depth 20 <sup>1</sup> / <sub>4</sub> 4 <sup>1</sup> / <sub>4</sub> yds. 52 lbs. COL 85 sq. ft.	2486	2746	2877	2958	3086	3230	3362	3498	3621	3770	4382	4849
													

## OPTIONS

-TAR10	Veneer/Laminate Rotating Tablet, Right (as seated)	422
-TAL10	Veneer/Laminate Rotating Tablet, Left (as seated)	422
-TAR10-CO	Corian Rotating Tablet, Right (as seated)	804
-TAL10-CO	Corian Rotating Tablet, Left (as seated)	804
-CHR01	Outside Mounted Cup Holder, Right (as seated)	173
-CHL01	Outside Mounted Cup Holder, Left (as seated)	173
-PX3-()	Power Matrix 3 (one power, one USB-A, one USB-C)	472
-PX4-()	Power Matrix 4 (dual power, one USB-A, one USB-C)	494
-PFW01	Premium Wood Finish, Rotating Tablet	10
-NS05	Non-Skid Glides	32

Note: For power matrix faceplate, please specify black (-B) or white (-W) finish.

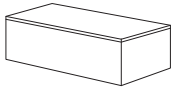
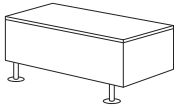
# HUSH MODULAR // DESIGNED BY 5D STUDIO


ORDERING REQUIREMENTS:

- » Model number
- » Top finish
- » Body finish
- » Metal leg finish, as applicable
- » Tablet and post finish, as applicable
- » Options, as applicable

**Note: Tables configurable with public (low back) models only. Please include layout drawings or sketch with each order.**

**Note: Tables specified with laminate or Corian top, finish selection for table body must be identified.**

MODEL NUMBER	PRODUCT SPECIFICATIONS	TABLE TOP FINISH	
		VENEER OR LAMINATE	CORIAN (-CO)
5512	<b>12" Inline Table</b> W 12 D 25 <sup>1</sup> / <sub>2</sub> H 15 16 lbs.	1344	1782
			
5515	<b>12" Right/Left End Table with Legs</b> W 12 D 25 <sup>1</sup> / <sub>2</sub> H 15 17 lbs.	1442	1880
			

OPTIONS			
-PFW04	Premium Wood Finish	40	 Tablet, Center
-TAC03	Veneer/Laminate Rotating Tablet, Center	380	
-TAC03-CO	Corian Rotating Tablet, Center	763	
-PX3-()	Power Matrix 3 (one power, one USB-A, one USB-C)	472	
-PX4-()	Power Matrix 4 (dual power, one USB-A, one USB-C)	494	
-NS03	Non-Skid Glides	19	

Note: For power matrix faceplate, please specify black (-B) or white (-W) finish.

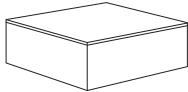
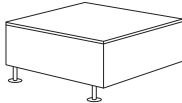
# HUSH MODULAR // DESIGNED BY 5D STUDIO

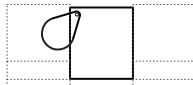
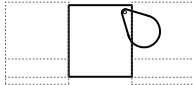
## ORDERING REQUIREMENTS:

- » Model number
- » Top finish
- » Body finish
- » Metal leg finish, as applicable
- » Tablet and post finish, as applicable
- » Options, as applicable

**Note: Tables configurable with public (low back) models only. Please include layout drawings or sketch with each order.**

**Note: Tables specified with laminate or Corian top, finish selection for table body must be identified.**

MODEL NUMBER	PRODUCT SPECIFICATIONS	TABLE TOP FINISH	
		VENEER OR LAMINATE	CORIAN (-CO)
<b>5523</b> 	<b>23" In-Line Table</b> W 22 <sup>1</sup> / <sub>2</sub> D 25 <sup>1</sup> / <sub>2</sub> H 15 34 lbs.	1680	2588
<b>5525</b> 	<b>23" Right/Left End Table with Legs</b> W 22 <sup>1</sup> / <sub>2</sub> D 25 <sup>1</sup> / <sub>2</sub> H 15 35 lbs.	1779	2683

OPTIONS			
-PFW04	Premium Wood Finish	40	 Tablet, Right
-TAR12	Veneer/Laminate Rotating Tablet, Right (as seated)	380	
-TAL12	Veneer/Laminate Rotating Tablet, Left (as seated)	380	
-TAR12-CO	Corian Rotating Tablet, Right (as seated)	763	 Tablet, Left
-TAL12-CO	Corian Rotating Tablet, Left (as seated)	763	
-PX3-()	Power Matrix 3 (one power, one USB-A, one USB-C)	472	
-PX4-()	Power Matrix 4 (dual power, one USB-A, one USB-C)	494	
-NS03	Non-Skid Glides	19	

Note: For power matrix faceplate, please specify black (-B) or white (-W) finish.

# HUSH MODULAR // DESIGNED BY 5D STUDIO

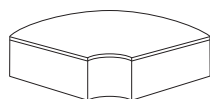
## ORDERING REQUIREMENTS:

- » Model number
- » Top finish
- » Body finish
- » Metal leg finish, as applicable
- » Tablet and post finish, as applicable
- » Options, as applicable

**Note: Tables configurable with public (low back) models only. Please include layout drawings or sketch with each order.**

**Note: Tables specified with laminate or Corian top, finish selection for table body must be identified.**

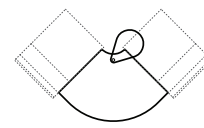
MODEL NUMBER	PRODUCT SPECIFICATIONS	TABLE TOP FINISH	
		VENEER OR LAMINATE	CORIAN (-CO)
5545	<b>Quarter-Round Table</b> W 32 D 32 H 15 39 lbs.	1940	3858



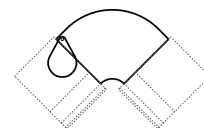
## OPTIONS

-PFW04	Premium Wood Finish	40
-TAC03	Veneer/Laminate, Inside Wedge, Center	380
-TAR12	Veneer/Laminate, Outside Wedge, Right (as seated)	380
-TAL12	Veneer/Laminate, Outside Wedge, Left (as seated)	380
-TAR12-TAL12	Veneer/Laminate, Outside Wedge, Right and Left	760
-TAC03-CO	Corian, Inside Wedge, Center	763
-TAR12-CO	Corian, Outside Wedge, Right (as seated)	763
-TAL12-CO	Corian, Outside Wedge, Left (as seated)	763
-TAR12-CO-TAL12-CO	Corian, Outside Wedge, Right and Left	1526
-PX3-()	Power Matrix 3 (one power, one USB-A, one USB-C)	472
-PX4-()	Power Matrix 4 (dual power, one USB-A, one USB-C)	494

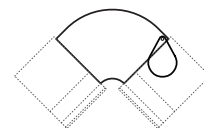
Note: For power matrix faceplate, please specify black (-B) or white (-W) finish.



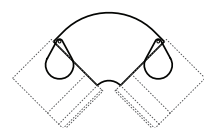
Tablet, Center



Tablet, Right



Tablet, Left







Tablet, Right & Left

# HUSH MODULAR // DESIGNED BY 5D STUDIO

## ORDERING REQUIREMENTS:

- » Model number
- » Metal leg finish
- » Upholstery selection
- » Options, as applicable

**Note: Please include layout drawings or sketch with each order.**

MODEL NUMBER	PRODUCT SPECIFICATIONS	FABRIC GRADES										LEATHER	
		COM	A	1	2	COL 3	4	5	6	7	8	L1	L2
<b>5590</b>	<b>Modular Lounge Unit, Private (high back)</b> <b>Armless In-Line Unit</b> W 24 <sup>1</sup> / <sub>2</sub> D 33 <sup>1</sup> / <sub>2</sub> H 45 <sup>1</sup> / <sub>2</sub> Seat Height 17 <sup>1</sup> / <sub>2</sub> Inside Seat Width 24 Inside Seat Depth 20 <sup>1</sup> / <sub>2</sub> 3 <sup>3</sup> / <sub>4</sub> yds. 53 lbs. COL 75 sq. ft.	2482	2711	2827	2899	3011	3139	3255	3375	3484	3615	4155	4567
													
<b>5590-R</b>	<b>Modular Lounge Unit, Private (high back)</b> <b>Right Arm End Unit (as seated)</b> W 31 D 33 <sup>1</sup> / <sub>2</sub> H 45 <sup>1</sup> / <sub>2</sub> Seat Height 17 <sup>1</sup> / <sub>2</sub> Inside Seat Width 24 Inside Seat Depth 20 <sup>1</sup> / <sub>2</sub> 5 <sup>3</sup> / <sub>4</sub> yds. 75 lbs. COL 115 sq. ft.	2800	3151	3329	3439	3611	3807	3985	4169	4336	4537	5365	5997
													
<b>5590-L</b>	<b>Modular Lounge Unit, Private (high back)</b> <b>Left Arm End Unit (as seated)</b> W 31 D 33 <sup>1</sup> / <sub>2</sub> H 45 <sup>1</sup> / <sub>2</sub> Seat Height 17 <sup>1</sup> / <sub>2</sub> Inside Seat Width 24 Inside Seat Depth 20 <sup>1</sup> / <sub>2</sub> 5 <sup>3</sup> / <sub>4</sub> yds. 75 lbs. COL 115 sq. ft.	2800	3151	3329	3439	3611	3807	3985	4169	4336	4537	5365	5997
													
<b>5590-C</b>	<b>Modular Lounge Unit, Private (high back)</b> <b>Corner Unit</b> W 33 <sup>1</sup> / <sub>2</sub> D 33 <sup>1</sup> / <sub>2</sub> H 45 <sup>1</sup> / <sub>2</sub> Seat Height 17 <sup>1</sup> / <sub>2</sub> Inside Seat Width 20 <sup>1</sup> / <sub>2</sub> Inside Seat Depth 20 <sup>1</sup> / <sub>2</sub> 5 <sup>3</sup> / <sub>4</sub> yds. 84 lbs. COL 115 sq. ft.	2800	3151	3329	3439	3611	3807	3985	4169	4336	4537	5365	5997
													

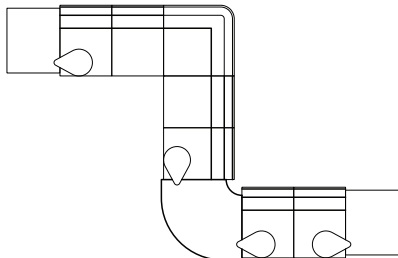
## OPTIONS

-TAR10	Veneer/Laminate Rotating Tablet, Right (as seated)	422
-TAL10	Veneer/Laminate Rotating Tablet, Left (as seated)	422
-TAR10-CO	Corian Rotating Tablet, Right (as seated)	804
-TAL10-CO	Corian Rotating Tablet, Left (as seated)	804
-CHR01	Outside Mounted Cup Holder, Right (as seated)	173
-CHL01	Outside Mounted Cup Holder, Left (as seated)	173
-PFW01	Premium Wood Finish, Rotating Tablet	10
-NS05	Non-Skid Glides	32

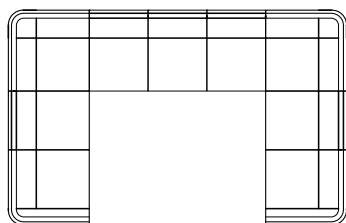


# HUSH MODULAR // DESIGNED BY 5D STUDIO

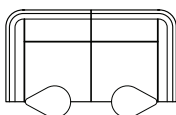
## CONFIGURATION EXAMPLES:



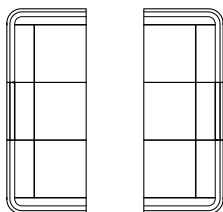
Qty	Model #	Description	COM List
1	5525-TAR12	23" End Table, Veneer Rotating Tablet Right (as seated)	\$2,159
6	5560	Modular Lounge, Public, Armless In-Line Unit (\$2,031 each)	\$12,186
1	5560-C	Modular Lounge, Public, Corner Unit	\$2,486
1	5545-TAR12-TAL12	Quarter-Round Table with Right and Left Rotating Tablet	\$2,700
1	5525-TAL12	23" End Table, Veneer Rotating Tablet Left (as seated)	\$2,159
10			\$21,690



Qty	Model #	Description	COM List
1	5590-R	Modular Lounge, Private, Right Arm End Unit	\$2,800
5	5590	Modular Lounge, Private, Armless In-Line Unit (\$2,482 each)	\$12,410
2	5590-C	Modular Lounge, Private, Corner Unit (\$2,666 each)	\$5,600
1	5590-L	Modular Lounge, Private, Left Arm End Unit	\$2,800
9			\$23,610



Qty	Model #	Description	COM List
1	5590-R-TAR10	Modular Lounge, Private, Right Arm End Unit with Veneer Rotating Tablet Right (as seated)	\$3,222
1	5590-L-TAL10	Modular Lounge, Private, Left Arm End Unit with Veneer Rotating Tablet Left (as seated)	\$3,222
2			\$6,444



Qty	Model #	Description	COM List
2	5590-R	Modular Lounge, Private, Right Arm End Unit (\$2,800 each)	\$5,600
2	5590	Modular Lounge, Private, Armless In-Line Unit (\$2,482 each)	\$4,964
2	5590-L	Modular Lounge, Private, Left Arm End Unit (\$2,800 each)	\$5,600
6			\$16,164

# HUSH MODULAR // DESIGNED BY 5D STUDIO

## UPHOLSTERY COMBINATIONS:

- » When combining two COM/COV/COL fabrics, or fabrics with the same grade, add \$105 List per unit.
- » When combining three COM/COV/COL fabrics, or fabrics with the same grade, add \$135 List per unit.
- » When combining different grades of fabric, price will be based on the highest grade specified.
- » Two-tone upholstery examples and yardage requirements for the most common combinations are listed below. Additional combinations available, please contact client services yardage for requirements and pricing.
- » Note: Yardage amounts are based on fabric which is plain (i.e. non-directional) and a full 54" wide.
- » Appropriate upholstery code must be included.



**Code HS4**

Model COM Requirement  
5560 Seat Cushion Only = 1 yd.  
Balance of Chair = 2 yds.



**Code HS5**

Model COM Requirement  
5560-R Seat Cushion Only = 1 yd.  
5560-L Balance of Chair = 3<sup>1</sup>/<sub>2</sub> yds.



**Code HS6**

Model COM Requirement  
5560-C Seat Cushion Only = 1 yd.  
Balance of Chair = 3<sup>1</sup>/<sub>2</sub> yds.



**Code HS7**

Model COM Requirement  
5560 Inside/Outside Back = 1<sup>3</sup>/<sub>4</sub> yds.  
Seat Cushion/Seat Box  
& Balance of Chair = 1<sup>1</sup>/<sub>2</sub> yds.



**Code HS10**

Model COM Requirement  
5590 Headrest = 3<sup>3</sup>/<sub>4</sub> yd.  
Balance of Chair = 3 yds.



**Code HS11**

Model COM Requirement  
5590-R Headrest = 2 yds.  
5590-L Balance of Chair = 4<sup>1</sup>/<sub>4</sub> yds.



**Code HS12**

Model COM Requirement  
5590-C Headrest = 2 yds.  
Balance of Chair = 4<sup>1</sup>/<sub>4</sub> yds.



**Code HS13**

Model COM Requirement  
5590 Seat Cushion Only = 1 yd.  
Balance of Chair = 3 yds.



**Code HS14**

Model COM Requirement  
5590-R Seat Cushion Only = 1 yd.  
5590-L Balance of Chair = 5<sup>1</sup>/<sub>4</sub> yds.



**Code HS15**

Model COM Requirement  
5590-C Seat Cushion Only = 1 yd.  
Balance of Chair = 5<sup>1</sup>/<sub>4</sub> yds.



**Code HS16**

Model COM Requirement  
5590 Seat Cushion/Seat Box = 1<sup>1</sup>/<sub>2</sub> yds.  
Balance of Chair = 2<sup>1</sup>/<sub>2</sub> yds.