

STONE  
LOOK

USAGE



FLOOR



WALL



COUNTERTOP



SHOWER  
FLOOR



EXTERIOR  
FLOOR



STEPWISE™



TRU-EDGE™



MADE IN  
THE U.S.A.



LARGE  
FORMAT



MOSAIC/  
DECO



ENCAUSTIC



TERRAZZO



PAVER



CUSTOMIZE



FLEXFIT™



C.G.  
CLASSIFIED GREEN



LOW HIGH

SPECIAL FEATURES

CORE FUNDAMENTALS™

# ADVANTAGE

THE **ADVANTAGE TIER** IS RICH WITH A COMBINATION OF DIFFERENT FLOOR, WALL, AND MOSAICS TO EXCITE DESIGN, TO MIX AND MATCH OR CREATE A COHESIVE LOOK.

NOT APPLICABLE  
FOR ALL PRODUCTS  
IN THIS SERIES. SEE CHARTS  
FOR FULL PRODUCT DETAILS.



# CORE FUNDAMENTALS™ – ADVANTAGE

## GLAZED CERAMIC FLOOR, WALL & MOSAICS

STONE LOOK

FINISHES: MATTE


### FLOOR TILE



WASHED WHITE LS40



DISTRESSED BEIGE LS41



AGED GREY LS42

### 2 x 4 BRICK-JOINT MOSAIC



WASHED WHITE LS40



DISTRESSED BEIGE LS41



AGED GREY LS42

### AVAILABLE TILE SIZES



18 x 18  
Floor Tile



12 x 24  
Floor Tile



12 x 12  
Floor Tile



2 x 4 Brick-joint  
Mosaic

STONE LOOK

FINISHES: MATTE & SATIN

### FLOOR TILE



PORTRAIT WHITE AQ01



MURAL TAUPE AQ02



RENOIR GREY AQ03

### 2 x 4 BRICK-JOINT MOSAIC



PORTRAIT WHITE AQ01



MURAL TAUPE AQ02



RENOIR GREY AQ03

### AVAILABLE TILE SIZES



18 x 18  
Floor Tile



12 x 24  
Floor Tile



12 x 12  
Floor Tile



10 x 14  
Wall Tile\*



2 x 4 Brick-joint  
Mosaic

\*10 x 14 available in AQ02 & AQ03 only.

# CORE FUNDAMENTALS™ – ADVANTAGE

## GLAZED CERAMIC FLOOR, WALL & MOSAICS

STONE LOOK FINISHES: MATTE

### FLOOR TILE



ARIA WHITE EP20



PERCUSSION TAUPE EP21



TRUMPET GREY EP22

### 2 x 4 HERRINGBONE MOSAIC



ARIA WHITE EP20



PERCUSSION TAUPE EP21



TRUMPET GREY EP22

### AVAILABLE TILE SIZES



18 x 18  
Floor Tile



12 x 24  
Floor Tile



12 x 12  
Floor Tile



2 x 4  
Herringbone Mosaic

CONCRETE LOOK FINISHES: MATTE

### FLOOR TILE



WHITE CANVAS SV16



GOLDEN SAND SV17



CEMENT GREY SV18

### 2 x 2 MOSAIC



WHITE CANVAS SV16



GOLDEN SAND SV17



CEMENT GREY SV18

### AVAILABLE TILE SIZES



18 x 18  
Floor Tile



12 x 24  
Floor Tile










2 x 2  
Mosaic




# CORE FUNDAMENTALS™ – ADVANTAGE

AVAILABLE SIZE & TRIM SHAPES

## ADVANTAGE

PLEASE REFER TO THE CHART BELOW FOR AVAILABILITY BASED ON COLOR CODE

FLOOR			SIZES		THICKNESS
	<b>18 x 18 Floor Tile</b>	17-11/16" x 17-11/16" (45.01 cm x 45.01 cm)	5/16"		
	<b>12 x 24 Floor Tile</b>	11-13/16" x 23-11/16" (30.02 cm x 60.12 cm)	5/16"		
	<b>12 x 12 Floor Tile</b>	11-13/16" x 11-13/16" (30.02 cm x 30.02 cm)	5/16"		
WALL			SIZES		THICKNESS
	<b>10 x 14 Wall Tile</b>	9-13/16" x 13-15/16" (24.99 cm x 35.40 cm)	5/16"		
MOSAICS			SIZES		THICKNESS
	<b>2 x 4 Brick-joint Mosaic Dot-mounted</b>	12" x 12" Sheet (30.48 cm x 30.48 cm Sheet)	1/4"		
	<b>2 x 4 Herringbone Mosaic Dot-mounted</b>	14" x 12" Sheet (35.56 cm x 30.48 cm Sheet)	1/4"		
	<b>2 x 2 Mosaic Dot-mounted</b>	12" x 12" Sheet (30.48 cm x 30.48 cm Sheet)	1/4"		

FLOOR TRIM		
	<b>P43C9</b>	3 x 12 Floor Bullnose
WALL TRIM		
	<b>S4310</b>	3 x 10 Wall Bullnose
	<b>SN4310</b>	3 x 3 Wall Bullnose Corner

## ADVANTAGE

			FLOOR				WALL		MOSAIC		
			FIELD TILE			BULLNOSE	FIELD TILE	BULLNOSE			
COLOR #	COLOR NAME	PAGE #	18 x 18	12 x 24	12 x 12	P43C9	10 X 14 AQ SATIN FINISH SV MATTE FINISH	S4310 SN4310	2 x 4 BRICK-JOINT	2 x 4 HERRINGBONE	2 x 2
AQ01	Portrait White	09	●	●	●	●			●		
AQ02	Mural Taupe	09	●	●	●	●	●	●	●		
AQ03	Renoir Grey	09	●	●	●	●	●	●	●		
EP20	Aria White	10	●	●	●	●				●	
EP21	Percussion Taupe	10	●	●	●	●				●	
EP22	Trumpet Grey	10	●	●	●	●				●	
LS40	Washed White	09	●	●	●	●			●		
LS41	Distressed Beige	09	●	●	●	●			●		
LS42	Aged Grey	09	●	●	●	●			●		
SV16	White Canvas	10	●	●		●					●
SV17	Golden Sand	10	●	●		●					●
SV18	Cement Grey	10	●	●		●					●

CORE FUNDAMENTALS™ – ADVANTAGE

APPLICATION SPECIFICATIONS

ADVANTAGE: AQ01 | AQ02 | AQ03 | EP20 | EP21 | EP22 | LS40 | LS41 | LS42 | SV16 | SV17 | SV18

APPLICATIONS		
	Target DCOF wet	Suitable
Dry & Level – Interior Floor	N/A	✓**
Wet & Level – Interior Floor	≥ 0.42	✓**
Shower Floor – Standard Center Drain	≥ 0.42	✓*
Shower Floor – Linear Drain	≥ 0.42	✓*
Exterior Floor Applications (including patios, pool decking & other wet areas with minimal footwear)	≥ 0.60	
Ramps & Inclines	≥ 0.65	
Walls/Backsplashes	N/A	✓
Countertops	N/A	✓**
Pool Linings	N/A	✓*



A DCOF value of ≥0.42 is the standard for tiles specified for level interior spaces expected to be walked upon when wet, as stated in ANSI A137.1-A326.3. For more information about DCOF and the DCOF AcuTest™, visit [daltille.com/DCOF](https://daltille.com/DCOF).

**APPLICATION NOTES:**

Suitable for exterior applications (provided it is noted as suitable in the applications chart above) in non-freezing climates, when proper installation methods are followed. Wall tile suitable for walls/backsplashes only.

\*\* Wall tile not suitable for application

\* Mosaic tile only

INSTALLATION	
Grout Joint Recommendation	Shade Variation
<b>Floor:</b> 3/16" (Overlap should not exceed 33% when installing tile with a length 15" or greater in a staggered brick-joint pattern.) <b>Mosaic:</b> 1/8" <b>Wall:</b> 1/16"	<div>            Medium (V2)            SV16, SV17 &amp; SV18         </div> <div>            High (V3)            AQ01, AQ02, AQ03, EP20, EP21, EP22, LS40, LS41 &amp; LS42         </div>

PERFORMANCE CHARACTERISTICS				
	ASTM#	Floor Result	Wall Result	Mosaic Result
Water Absorption	C373	< 7.0%	< 20.0%	< 3.0%
Breaking Strength	C648	> 250 lbf	120-230 lbf	> 250 lbf
Scratch Hardness	C1895	7.0	4.0-6.0	8.0
Chemical Resistance	C650	Resistant	Resistant	Resistant

For additional information on test results, visit us at: [daltille.com/information/TestResults](https://daltille.com/information/TestResults).

DURABILITY		
Floor Surface Wear Resistance		
1	Residential Bathrooms (3)	All Residential / Light Commercial
2	All Residential Areas	4 All Residential / Commercial