

DAVIS®

A-Bench Price List

Designed by jehs+laub

Effective January 1, 2025

Updated February 21, 2025



A-BENCH Series

Specifications	2
Images	3
Veneer Finishes	4
FENIX® / Standard Laminates	5
Powder Coat Finishes	6
Ordering Examples	7

SEAT UNITS

AB-102	8
AB-103	8
AB-112	9
AB-113	9
AB-122	10
AB-123	10

LEGS

AB-10	11
AB-11	11

SEAT BEAMS

AB-22	12
AB-23	12
AB-25	12

STRAIGHT CUSHIONS

AB-1000	13
AB-1001	13
AB-1002	14
AB-1003	14

CURVED CUSHIONS

AB-2000	15
AB-2001	15
AB-2002	15

FINISHED SURFACES

AB-3000	16*
AB-3001	16*
AB-3002	16*



BIFMA Compliant®, the commercial furniture industry's registry of standards-conforming products.

* Indicates versions excluded from the BIFMA Compliant program. Please contact DAVIS for more information.

FEATURES

Legs

All legs are die-cast aluminum.

End Leg - used at the end of beams and can not be used to connect beams together

Connecting Leg - used to connect beams for larger configurations

Beam

All beams come standard in matte black powder coat.

Glides

Bases come standard with black plastic glides

Optional felt glide - **AB-Felt** felt glides available upon request **\$94** upcharge

Seat Units

Molded foam seat back, with pocket springs and a layer of molded foam in the seat.

Table

Finished Surface – offered in veneer, FENIX®, standard laminates and 20mm white acrylic

Upholstery

Davis Fabric and Leather Program COM/COL

If you are supplying the COM/COL, submit a sample before ordering for approval.

All graded in and COM/COL must be approved for use on A-Bench by the Davis factory.

NOTE: Dimensions include \pm because of fabric & fabric stretch per unit.

A-BENCH Series




Two Seat Backless Bench



Two Seat Armless Bench



Two Seat Arm Bench




Three Seat Backless Bench



Three Seat Armless Bench



Three Seat Arm Bench



Curved Configuration




Finished Surface

Ash Veneer




30 Vanilla Ash



31 Natural Ash




32 Sand Ash



33 Toasted Ash


Oak Veneer




10 Alabaster
White Oak




11 Light Oak




12 Golden
Oak




13 Harvest
Oak



14 Slate Oak



15 Mineral Grey
Oak



16 Dark Oak


Walnut Veneer




20 Clear
Walnut




21 Light Grey
Walnut



22 Classic
Walnut




23 Mocha
Walnut



24 Midnight
Walnut

Acrylic



White

FENIX® Innovative Materials



Bianco Kos Grigio Efeso Grigio Antrim Grigio Bromo Beige Arizona Grigio Londra Cacao Orinoco Rosso Jaipur



Blu Shaba Blu Fes Verde Kitami Verde Comodoro Nero Ingo

All Fenix have ABS Edgebands to match top.

Standard Laminates

Solids



Brite White* 459-58 Classic White* 9244-58 Folkstone* 927-58 Mouse* 928-58 Storm* 912-58 Platinum* 902-58 Citadel* 1097-58 Black* 909-58

Woodgrains



White Ash++ 8841-26 Buff Elm++ 5793-26 Ashwood Beige++ 5785-26 Silver Riftwood++ 6413-26 Natural Ash* 8843-26 Finnish Oak* 118-26 Formal Walnut* 5782-26 Nut Brown Cherry++ 5790-26



Graphite Elm++ 5796-26

*All Laminates with * have ABS Edgebands to match top.*


All Laminates with ++ are Self Edge to match top.

Powder Coats


Neutral Powder Coats




Pearl Powder Coats



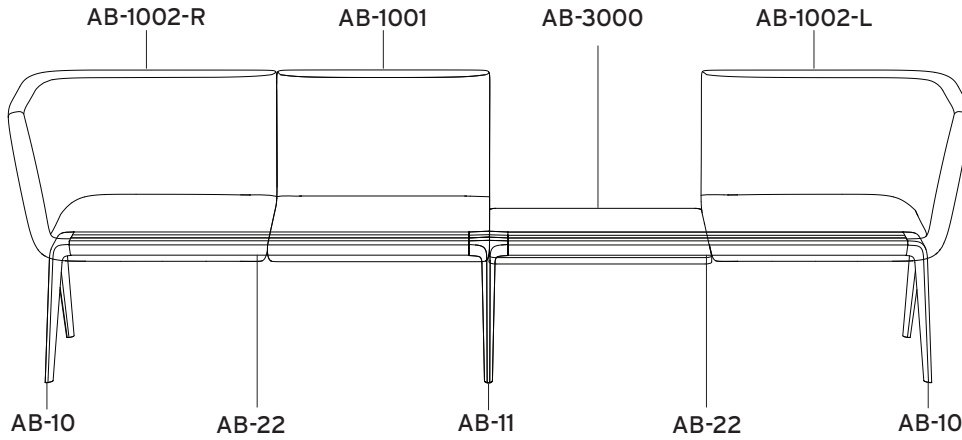
Fenix Powder Coats - *color matched to FENIX®*



Color Trend Powder Coats



Example 1:



Seat Beam

(2) **AB-22** -Two Seat Beam

Legs

AB-10 -End Leg

AB-11 -Connector Leg

AB-10 -End Leg

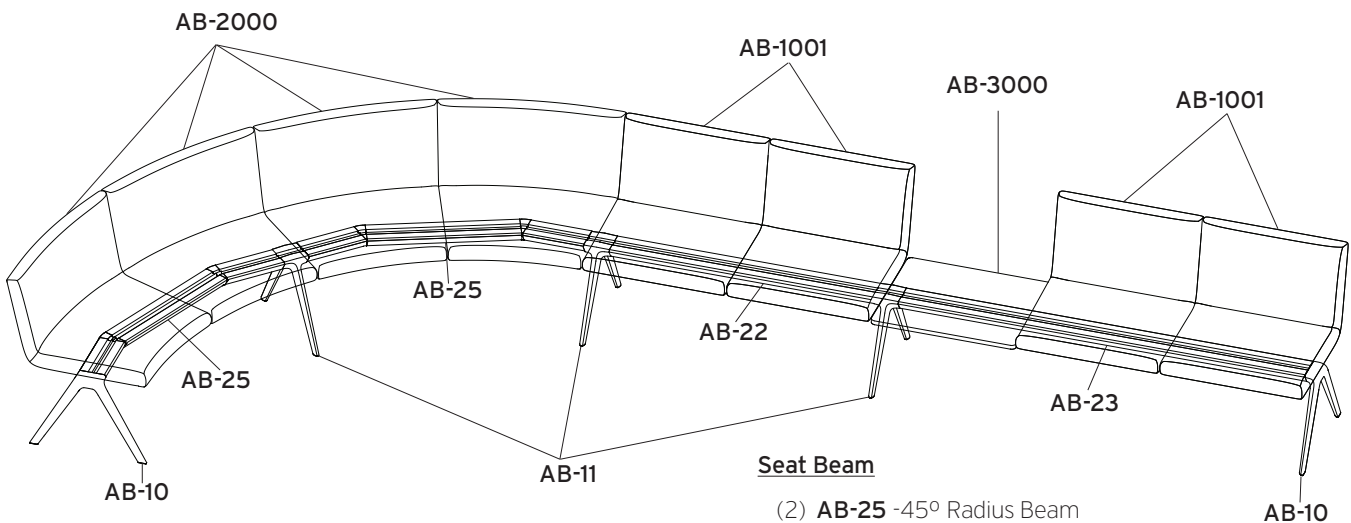
Cushions & Tables

AB-1002-R -Arm Cushion - Right

AB-1001 -Straight Cushion

AB-3000 - Straight Finished Surface

AB-1002-L -Left Arm Cushion



Seat Beam

(2) **AB-25** -45° Radius Beam

AB-22 - Two Seat Beam

AB-23 - Three Seat Beam

Legs

AB-10 -End Leg

(3) **AB-11** -Connector Leg

AB-10 -End Leg

Cushions & Tables

(4) **AB-2000** - Inside Curve

(2) **AB-1001** - Straight Cushion

AB-3000 - Straight Finished Surface

(2) **AB-1001** - Straight Cushion

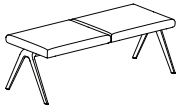
Example 2:

SEAT UNITS

A-BENCH Series

Example: item number **AB-102** + base suffix **-PC** = **AB-102-PC**

Item	Description	Dimensions	inches			Yardage / Square Feet	Shipping Weight
			w	d	h		
AB-102	Two Seater Backless Bench	Outside	51 1/2 †	21 1/4	18 3/4	2 yds. / 36 sq. ft.	127 lbs.



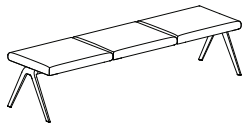
List Price
Grades

	COM/COL	A	B	C	D	E	F	G	H	I	J	K	L
-PA Polished Alu.	2930	2988	3046	3104	3162	3220	3278	3336	3394	3452	3510	3568	3626
-PC Powder Coat	3131	3189	3247	3305	3363	3421	3479	3537	3595	3653	3711	3769	3827

NOTE: This model consists of the following components:

- AB-22 - Two Seat Beam
- AB-10 - End Leg (2)
- AB-1000 - Backless Seat Cushion (2)

Item	Description	Dimensions	inches			Yardage / Square Feet	Shipping Weight
			w	d	h		
AB-103	Three Seater Backless Bench	Outside	77 †	21 1/4	18 3/4	3 yds. / 54 sq. ft.	184 lbs.



List Price
Grades

	COM/COL	A	B	C	D	E	F	G	H	I	J	K	L
-PA Polished Alu.	3931	4018	4105	4192	4279	4366	4453	4540	4627	4714	4801	4888	4975
-PC Powder Coat	4133	4220	4307	4394	4481	4568	4655	4742	4829	4916	5003	5090	5177

NOTE: This model consists of the following components:

- AB-23 - Three Seat Beam
- AB-10 - End Leg (2)
- AB-1000 - Backless Seat Cushion (3)

Required to Specify

Fabrics or Leather : Ensure graded in material or COM/COL is approved for use on A-Bench by contacting Davis.

Metal Finish : Polished Aluminum or powder coat. See powder coat options on **page 6**.

Options (specify only if preferred)


Glides: AB-Felt - **\$94 upcharge** - *must specify at time of order*

SEAT UNITS

A-BENCH Series

Example: item number **AB-112** + base suffix **-PC** = **AB-112-PC**

Item	Description	Dimensions	inches			Yardage / Square Feet	Shipping Weight
			w	d	h		
AB-112	Two Seater Armless Backed Bench	Outside	51 1/2 ±	25 5/8	32	3 1/2 yds. / 63 sq. ft.	145 lbs.
		Inside	51 1/2 ±	19 1/4	13 1/4		
		Seat			18 3/4		



NOTE: This model consists of the following components:

- AB-22 - Two Seat Beam
- AB-10 - End Leg (2)
- AB-1001 - Straight Cushion (2)

List Price

Grades

	COM/COL	A	B	C	D	E	F	G	H	I	J	K	L
-PA Polished Alu.	4487	4589	4691	4793	4895	4997	5099	5201	5303	5405	5507	5609	5711
-PC Powder Coat	4688	4790	4892	4994	5096	5198	5300	5402	5504	5606	5708	5810	5912

Item	Description	Dimensions	inches			Yardage / Square Feet	Shipping Weight
			w	d	h		
AB-113	Three Seater Armless Backed Bench	Outside	77 ±	25 5/8	32	5 1/4 yds. / 94 1/2 sq. ft.	211 lbs.
		Inside	77 ±	19 1/4	13 1/4		
		Seat			18 3/4		



NOTE: This model consists of the following components:

- AB-23 - Three Seat Beam
- AB-10 - End Leg (2)
- AB-1001 - Straight Cushion (3)

List Price

Grades

	COM/COL	A	B	C	D	E	F	G	H	I	J	K	L
-PA Polished Alu.	6268	6421	6574	6727	6880	7033	7186	7339	7492	7645	7798	7951	8104
-PC Powder Coat	6470	6623	6776	6929	7082	7235	7388	7541	7694	7847	8000	8153	8306

Required to Specify

Fabrics or Leather : Ensure graded in material or COM/COL is approved for use on A-Bench by contacting Davis.

Metal Finish : Polished Aluminum or powder coat. See powder coat options on [page 6](#).

Options *(specify only if preferred)*

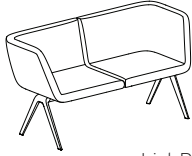
Glides: AB-Felt - **\$94 upcharge** - *must specify at time of order*

SEAT UNITS

A-BENCH Series

Example: item number **AB-122** + base suffix **-PC** = **AB-122-PC**

Item	Description	Dimensions	inches			Yardage / Square Feet	Shipping Weight
			w	d	h		
AB-122	Two Seater Arm Backed Bench	Outside	60 ±	25 5/8	32	4 yds. / 72 sq. ft.	163 lbs.
		Inside	48	19 1/4	13 1/4		
		Seat			18 3/4		



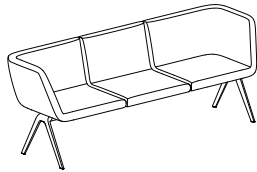
List Price
Grades
COM/COL

NOTE: This model consists of the following components:

- AB-22 - Two Seat Beam
- AB-10 - End Leg (2)
- AB-1002-L - Left Arm Cushion
- AB-1002-R - Right Arm Cushion

	COM/COL	A	B	C	D	E	F	G	H	I	J	K	L
-PA Polished Alu.	6026	6171	6316	6461	6606	6751	6896	7041	7186	7331	7476	7621	7766
-PC Powder Coat	6226	6371	6516	6661	6806	6951	7096	7241	7386	7531	7676	7821	7966

Item	Description	Dimensions	inches			Yardage / Square Feet	Shipping Weight
			w	d	h		
AB-123	Three Seater Arm Backed Bench	Outside	86 ±	25 5/8	32	5 3/4 yds. / 103 1/2 sq. ft.	229 lbs.
		Inside	73 5/8	19 1/4	13 1/4		
		Seat			18 3/4		



List Price
Grades
COM/COL

NOTE: This model consists of the following components:

- AB-23 - Three Seat Beam
- AB-10 - End Leg (2)
- AB-1002-L - Left Arm Cushion
- AB-1001 - Straight Cushion
- AB-1002-R - Right Arm Cushion

	COM/COL	A	B	C	D	E	F	G	H	I	J	K	L
-PA Polished Alu.	7806	8003	8200	8397	8594	8791	8988	9185	9382	9579	9776	9973	10170
-PC Powder Coat	8007	8204	8401	8598	8795	8992	9189	9386	9583	9780	9977	10174	10371

Required to Specify

Fabrics or Leather : Ensure graded in material or COM/COL is approved for use on A-Bench by contacting Davis.

Metal Finish : Polished Aluminum or powder coat. See powder coat options on [page 6](#).

Options (specify only if preferred)

Glides: AB-Felt - **\$94 upcharge** - must specify at time of order

LEGS

A-BENCH Series

Example: item number **AB-10** + metal suffix **-PC** = **AB-10-PC**

Item	Description	Dimensions	w	inches d	h	Shipping Weight
AB-10	End Leg	Outside	2 1/4		14 1/4	7 lbs.



List Price

-PA Polished Aluminum	338
-PC Powder Coat	439

Item	Description	Dimensions	w	inches d	h	Shipping Weight
AB-11	Connector Leg	Outside			14 1/4	11 lbs.



List Price

-PA Polished Aluminum	404
-PC Powder Coat	500

Required to Specify

Metal Finish : Polished Aluminum or powder coat. See powder coat options on [page 6](#).

Options *(specify only if preferred)*

Glides: AB-Felt - **\$94 upcharge** - *must specify at time of order*

SEAT BEAMS

A-BENCH Series

Example: item number **AB-22** = **AB-22**

Item	Description	Dimensions	w	inches d	h	Shipping Weight
AB-22	Two Seat Beam	Outside	46 ⁷ / ₁₆	4 ³ / ₄	2	11 lbs.

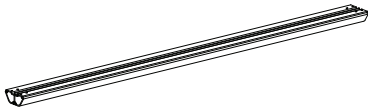


NOTE: Used for straight cushions. **Always** for **two** seat units.

List Price

631

Item	Description	Dimensions	w	inches d	h	Shipping Weight
AB-23	Three Seat Beam	Outside	71 ¹⁵ / ₁₆	4 ³ / ₄	2	17 lbs.

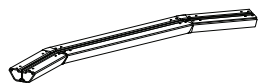


NOTE: Used for straight cushions. **Always** for **three** seat units.

List Price

822

Item	Description	Dimensions	w	inches d	h	Shipping Weight
AB-25	45° Radius Beam	Outside	50	9 ¹ / ₄	2	11 lbs.



NOTE: Used for inner and outer curves. **Always** for **two** seat units.

Must have more than two cushions for curved units.

List Price

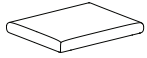
948

STRAIGHT CUSHIONS

A-BENCH Series

Example: item number **AB-1000** = **AB-1000**

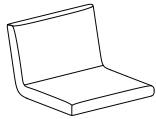
Item	Description	Dimensions	w	inches		Yardage / Square Feet	Shipping Weight
				d	h		
AB-1000	Backless Seat Cushion	Outside	26 ±	21 1/4	4	1 yd. / 18 sq. ft.	51 lbs.



List Price
Grades
COM/COL

COM/COL	A	B	C	D	E	F	G	H	I	J	K	L	
	811	840	869	898	927	956	985	1014	1043	1072	1101	1130	1159

Item	Description	Dimensions	w	inches		Yardage / Square Feet	Shipping Weight
				d	h		
AB-1001	Straight Cushion	Outside Seat	26 ±	25 5/8	17 3/4	1 3/4 yds. / 31 1/2 sq. ft.	60 lbs.



List Price
Grades
COM/COL

COM/COL	A	B	C	D	E	F	G	H	I	J	K	L	
	1590	1641	1692	1743	1794	1845	1896	1947	1998	2049	2100	2151	2202

Required to Specify

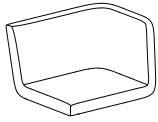
Fabrics or Leather : Ensure graded in material or COM/COL is approved for use on A-Bench by contacting Davis

STRAIGHT CUSHIONS

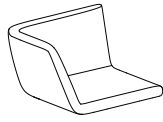
A-BENCH Series

Example: item number AB-1002-L = AB-1002-L

Item	Description	Dimensions	w	inches		Yardage / Square Feet	Shipping Weight
				d	h		
AB-1002-L AB-1002-R	Arm Cushion	Outside	30 [±]	25 ⁵ / ₈	17 ³ / ₄	2 yds. / 36 sq. ft.	69 lbs.



Left

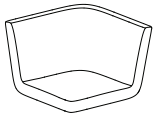


Right

List Price
Grades
COM/COL

	A	B	C	D	E	F	G	H	I	J	K	L	
	2359	2432	2505	2578	2651	2724	2797	2870	2943	3016	3089	3162	3235

Item	Description	Dimensions	w	inches		Yardage / Square Feet	Shipping Weight
				d	h		
AB-1003	Corner Cushion	Outside	26 [±]	26 [±]	17 ³ / ₄	2 yds. / 36 sq. ft.	76 lbs.



NOTE: Corner beam is included with cushion. Two Connector legs must be specified.

List Price
Grades
COM/COL

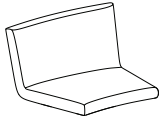
	A	B	C	D	E	F	G	H	I	J	K	L	
	2850	2923	2996	3069	3142	3215	3288	3361	3434	3507	3580	3653	3726

Required to Specify

Fabrics or Leather : Ensure graded in material or COM/COL is approved for use on A-Bench by contacting Davis

Example: item number AB-2000 = AB-2000

Item	Description	Dimensions	w	inches		Yardage / Square Feet	Shipping Weight
				d	h		
AB-2000	Inside Curve	Outside	32±	26 3/8	17 3/4	2 yds. / 36 sq. ft.	66 lbs.




Must have more than two cushions for curved units.

List Price
Grades
COM/COL

	A	B	C	D	E	F	G	H	I	J	K	L	
	1702	1753	1804	1855	1906	1957	2008	2059	2110	2161	2212	2263	2314

Item	Description	Dimensions	w	inches		Yardage / Square Feet	Shipping Weight
				d	h		
AB-2001	Outside Curve	Outside Inside	30 1/2 ±	26 3/8	17 3/4	1 3/4 yds. / 31 1/2 sq. ft.	62 lbs.

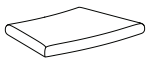


Must have more than two cushions for curved units.

List Price
Grades
COM/COL

	A	B	C	D	E	F	G	H	I	J	K	L	
	1643	1694	1745	1796	1847	1898	1949	2000	2051	2102	2153	2204	2255

Item	Description	Dimensions	w	inches		Yardage / Square Feet	Shipping Weight
				d	h		
AB-2002	Backless Curved Cushion	Outside	29 1/2 ±	22	4	1 1/4 yd. / 22 1/2 sq. ft.	50 lbs.



NOTE: Can be used as an Inside or Outside curve.

Must have more than two cushions for curved units.


List Price
Grades
COM/COL


	A	B	C	D	E	F	G	H	I	J	K	L	
	913	964	1015	1066	1117	1168	1219	1270	1321	1372	1423	1474	1525


Required to Specify

Fabrics or Leather : Ensure graded in material or COM/COL is approved for use on A-Bench by contacting Davis

Example: item number **AB-3000** + surface suffix **-OA** = **AB-3000-OA**

Item	Description	Dimensions	inches			Shipping Weight	
			w	d	h		
AB-3000	Straight Finished Surface	Outside	25 ⁹ / ₁₆	20 ³ / ₄	¹³ / ₁₆	60 lbs.	
	List Price	-AA	-OA	-WW	-FX	-LAM	-AY
	Top	Ash	Oak	Walnut	Fenix	Laminate	Acrylic
	Selection	(Veneer)	(Veneer)	(Veneer)			(white only)
		677	677	699	648	574	953

Item	Description	Dimensions	inches			Shipping Weight	
			w	d	h		
AB-3001	90° Corner Finished Surface	Outside	21 ¹ / ₈	21 ¹ / ₈	¹³ / ₁₆	58 lbs.	
		NOTE: Corner beam is included with Finished Surface. Two Connector legs must be specified.					
	List Price	-AA	-OA	-WW	-FX	-LAM	-AY
	Top	Ash	Oak	Walnut	Fenix	Laminate	Acrylic
	Selection	(Veneer)	(Veneer)	(Veneer)			(white only)
		630	630	657	614	546	795

Item	Description	Dimensions	inches			Shipping Weight	
			w	d	h		
AB-3002	Curved Finished Surface	Outside	30 ⁵ / ₈	21 ³ / ₄	¹³ / ₁₆	64 lbs.	
		NOTE: Can be used as an Inside or Outside curve.					
	List Price	-AA	-OA	-WW	-FX	-LAM	-AY
	Top	Ash	Oak	Walnut	Fenix	Laminate	Acrylic
	Selection	(Veneer)	(Veneer)	(Veneer)			(white only)
		762	762	789	736	642	1134

Required to Specify

Surface Finishes : See **pages 4 & 5** for surface finish options.