

DAVIS®

Ginkgo Ply Lounge Price List

Designed by jehs+laub
Effective January 1, 2025



GINKGO Ply Lounge Series

Specifications	2
Images	3
Veneer Finishes	4
Powder Coat Finishes.....	5

LOW BACK

GL-10	6
GL-15	6
GL-17	6
GL-20	7
GL-25	7
GL-27	7
GL-30	8*
GL-35	8*
GL-37	8*
GL-40	9*
GL-45	9*
GL-47	9*
GL-50	10*
GL-55	10*
GL-57	10*

HIGH BACK*

GL-310	11*
GL-315	11*
GL-317	11*
GL-410	12*
GL-415	12*
GL-417	12*
GL-510	13*
GL-515	13*
GL-517	13*

FOOTREST

GL-520	14*
--------------	-----



BIFMA Compliant,® the commercial furniture industry's registry of standards-conforming products.

* Indicates versions excluded from the BIFMA Compliant program. Please contact DAVIS for more information.

For information concerning Condition of Sales, Warranty, Fabric, Finishes, etc., please download the *Conditions of Sales.pdf* on the Davis web site: www.davisfurniture.com

FEATURES

Base

LOW BACK BASE

Four-Prong Aluminum Base

- *Fixed Base* - non-swivel aluminum frame
- *Swivel Base* - 360° swivel base
- *Memory Return Swivel Base* - 360° memory return swivel base

Wire Base - Welded steel frame

Wood Base - Bent plywood veneer frame

HIGH BACK BASE

Four-Prong Aluminum Base

- *Fixed Base* - non-swivel aluminum frame
 - *Swivel Base* - 360° swivel base
 - *Memory Return Swivel Base* - 360° memory return swivel base
-

Footrest

Fixed base standard with plastic glides.

Glides

All chairs and footrest standard with plastic glides

Optional felt glide is available **GL-Felt** – no charge at the time of order

Shells

Exposed veneer shell with interior upholstery

Fully upholstered shell

Upholstery

- **All Same Material** – Chair is upholstered in all of the same fabric.

- **Contrasting Material** – Chair is upholstered in two different fabrics. Must specify desired fabrics for the inside and outside.

GINKGO Ply Lounge Series

LOW BACK



Four Prong Pedestal



Wire Base



Wood Base

HIGH BACK



Four Prong Pedestal

FOOTREST



Four Prong Pedestal

Oak Veneer



10 Alabaster
White Oak



11 Light Oak



12 Golden
Oak



13 Harvest
Oak



14 Slate Oak



15 Mineral
Grey Oak



16 Dark Oak

Walnut Veneer



20 Clear
Walnut



21 Light Grey
Walnut



22 Classic
Walnut




23 Mocha
Walnut




24 Midnight
Walnut

Painted Veneer



PTOA-Black



PTOA-White

Powder Coats


Neutral Powder Coats




Pearl Powder Coats



Fenix Powder Coats - *color matched to FENIX®*




Color Trend Powder Coats




GINKGO Ply Lounge Series

Example: item number GL-10 + wood suffix -OA = GL-10-OA

Item	Description	Dimensions	w	inches d	h	Yardage / Square Feet	Shipping Weight
GL-10 	Low Back	Outside	27 1/2	27 1/2	29 1/8	1 3/4 yds. / 31 1/2 sq. ft.	34 lbs.
	Wire Base	Inside	16 1/2	19 1/2	15		
	Exposed Veneer Shell	Arm			22 3/8		
	Interior Upholstery	Seat			16 1/4		


List Price
Grades

Shell Finish	COM/COL	A	B	C	D	E	F	G	H	I	J	K	L	
-OA	Oak	2061	2112	2163	2214	2265	2316	2367	2418	2469	2520	2571	2622	2673
-WW	Walnut	2085	2136	2187	2238	2289	2340	2391	2442	2493	2544	2595	2646	2697
-PT	Paint	2087	2138	2189	2240	2291	2342	2393	2444	2495	2546	2597	2648	2699

Item	Description	Dimensions	w	inches d	h	Yardage / Square Feet	Shipping Weight
GL-15 	Low Back	Outside	27 1/2	27 1/2	29 1/8	3 yds. / 54 sq. ft.	34 lbs.
	Wire Base	Inside	16 1/2	19 1/2	15		
	Fully Upholstered	Arm			22 3/8		
	All Same Material	Seat			16 1/4		

List Price
Grades

COM/COL	A	B	C	D	E	F	G	H	I	J	K	L
2156	2243	2330	2417	2504	2591	2678	2765	2852	2939	3026	3113	3200

Item	Description	Dimensions	w	inches d	h	Yardage / Square Feet	Shipping Weight
GL-17 	Low Back	Outside	27 1/2	27 1/2	29 1/8	1 3/4 yds. / 31 1/2 sq. ft. Inside of chair	34 lbs.
	Wire Base	Inside	16 1/2	19 1/2	15		
	Fully Upholstered	Arm			22 3/8	1 1/2 yds. / 27 sq. ft. Outside of chair	
	Contrasting Material	Seat			16 1/4		

List Price
Grades

COM/COL	A	B	C	D	E	F	G	H	I	J	K	L
2187	2282	2377	2472	2567	2662	2757	2852	2947	3042	3137	3232	3327

Required to Specify

Fabrics or Leather : Ensure graded in material or COM/COL is approved for use on Ginkgo Ply Lounge by contacting Davis.

Metal Finish : Chrome or powder coat. See powder coat options on [page 5](#).


Veneer Finish : See [page 4](#) for veneer finish options. *Only required to specify when ordering GL-10*

Options *(specify only if preferred)*


Glides: GL-Felt Felt Glides - for hard surface floors. **No Upcharge** *(must specify when ordering)*

GINKGO Ply Lounge Series


Example: item number **GL-20** + wood suffix **-OA** = **GL-20-OA**

Item	Description	Dimensions	w	inches d	h	Yardage / Square Feet	Shipping Weight
GL-20 	Low Back	Outside	27 1/2	27 1/2	29 1/8	1 3/4 yds. / 31 1/2 sq. ft.	34 lbs.
	Wood Base	Inside	16 1/2	19 1/2	15		
	Exposed Veneer Shell	Arm			22 3/8		
	Interior Upholstery	Seat			16 1/4		

Base & Shell Finish	Grades COM/COL	A	B	C	D	E	F	G	H	I	J	K	L
		-OA Oak	2387	2438	2489	2540	2591	2642	2693	2744	2795	2846	2897
-WW Walnut	2422	2473	2524	2575	2626	2677	2728	2779	2830	2881	2932	2983	3034
-PT Paint	2464	2515	2566	2617	2668	2719	2770	2821	2872	2923	2974	3025	3076

Item	Description	Dimensions	w	inches d	h	Yardage / Square Feet	Shipping Weight
GL-25 	Low Back	Outside	27 1/2	27 1/2	29 1/8	3 yds. / 54 sq. ft.	34 lbs.
	Wood Base	Inside	16 1/2	19 1/2	15		
	Fully Upholstered	Arm			22 3/8		
	All Same Material	Seat			16 1/4		

Base Finish	Grades COM/COL	A	B	C	D	E	F	G	H	I	J	K	L
		-OA Oak	2443	2530	2617	2704	2791	2878	2965	3052	3139	3226	3313
-WW Walnut	2477	2564	2651	2738	2825	2912	2999	3086	3173	3260	3347	3434	3521
-PT Paint	2491	2578	2665	2752	2839	2926	3013	3100	3187	3274	3361	3448	3535

Item	Description	Dimensions	w	inches d	h	Yardage / Square Feet	Shipping Weight
GL-27 	Low Back	Outside	27 1/2	27 1/2	29 1/8	1 3/4 yds. / 31 1/2 sq. ft. Inside of chair 1 1/2 yds. / 27 sq. ft. Outside of chair	34 lbs.
	Wood Base	Inside	16 1/2	19 1/2	15		
	Fully Upholstered	Arm			22 3/8		
	Contrasting Material	Seat			16 1/4		

Base Finish	Grades COM/COL	A	B	C	D	E	F	G	H	I	J	K	L
		-OA Oak	2476	2571	2666	2761	2856	2951	3046	3141	3236	3331	3426
-WW Walnut	2506	2601	2696	2791	2886	2981	3076	3171	3266	3361	3456	3551	3646
-PT Paint	2524	2619	2714	2809	2904	2999	3094	3189	3284	3379	3474	3569	3664

Required to Specify

Fabrics or Leather : Ensure graded in material or COM/COL is approved for use on Ginkgo Ply Lounge by contacting Davis.


Veneer Finish : See **page 4** for veneer finish options.

Options (specify only if preferred)

Glides: GL-Felt Felt Glides - for hard surface floors. **No Upcharge** (must specify when ordering)


GINKGO Ply Lounge Series

Example: item number GL-30 + wood suffix -OA = GL-30-OA

Item	Description	Dimensions	w	inches d	h	Yardage / Square Feet	Shipping Weight
GL-30 	Low Back	Outside	27 1/2	27 1/2	29 1/8	1 3/4 yds. / 31 1/2 sq. ft.	40 lbs.
	Four Prong Pedestal Base	Inside	16 1/2	19 1/2	15		
	Fixed	Arm			22 3/8		
	Exposed Veneer Shell	Seat			16 1/4		
	Interior Upholstery						

Grades


Shell Finish	COM/COL	A	B	C	D	E	F	G	H	I	J	K	L	
-OA	Oak	2524	2575	2626	2677	2728	2779	2830	2881	2932	2983	3034	3085	3136
-WW	Walnut	2548	2599	2650	2701	2752	2803	2854	2905	2956	3007	3058	3109	3160
-PT	Paint	2550	2601	2652	2703	2754	2805	2856	2907	2958	3009	3060	3111	3162

Item	Description	Dimensions	w	inches d	h	Yardage / Square Feet	Shipping Weight
GL-35 	Low Back	Outside	27 1/2	27 1/2	29 1/8	3 yds. / 54 sq. ft.	40 lbs.
	Four Prong Pedestal Base	Inside	16 1/2	19 1/2	15		
	Fixed	Arm			22 3/8		
	Fully Upholstered	Seat			16 1/4		
	All Same Material						

List Price

Grades

COM/COL	A	B	C	D	E	F	G	H	I	J	K	L
2619	2706	2793	2880	2967	3054	3141	3228	3315	3402	3489	3576	3663

Item	Description	Dimensions	w	inches d	h	Yardage / Square Feet	Shipping Weight
GL-37 	Low Back	Outside	27 1/2	27 1/2	29 1/8	1 3/4 yds. / 31 1/2 sq. ft. Inside of chair 1 1/2 yds. / 27 sq. ft. Outside of chair	40 lbs.
	Four Prong Pedestal Base	Inside	16 1/2	19 1/2	15		
	Fixed	Arm			22 3/8		
	Fully Upholstered	Seat			16 1/4		
	Contrasting Material						

List Price

Grades

COM/COL	A	B	C	D	E	F	G	H	I	J	K	L
2649	2744	2839	2934	3029	3124	3219	3314	3409	3504	3599	3694	3789

Required to Specify

Fabrics or Leather : Ensure graded in material or COM/COL is approved for use on Ginkgo Ply Lounge by contacting Davis.

Metal Finish : Polished Aluminum or powder coat. See powder coat options on [page 5](#).

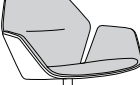
Veneer Finish : See [page 4](#) for veneer finish options. *Only required to specify when ordering GL-30*

Options *(specify only if preferred)*

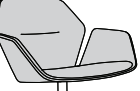
Glides: GL-Felt Felt Glides - for hard surface floors. **No Upcharge** *(must specify when ordering)*

GINKGO Ply Lounge Series


Example: item number GL-40 + wood suffix -OA = GL-40-OA

Item	Description	Dimensions	w	inches d	h	Yardage / Square Feet	Shipping Weight
GL-40 	Low Back	Outside	27 1/2	27 1/2	29 1/8	1 3/4 yds. / 31 1/2 sq. ft.	40 lbs.
	Four Prong Pedestal Base	Inside	16 1/2	19 1/2	15		
	Swivel	Arm			22 3/8		
	Exposed Veneer Shell	Seat			16 1/4		
	Interior Upholstery						

Shell Finish	Grades												
	COM/COL	A	B	C	D	E	F	G	H	I	J	K	L
-OA Oak	2630	2681	2732	2783	2834	2885	2936	2987	3038	3089	3140	3191	3242
-WW Walnut	2652	2703	2754	2805	2856	2907	2958	3009	3060	3111	3162	3213	3264
-PT Paint	2657	2708	2759	2810	2861	2912	2963	3014	3065	3116	3167	3218	3269

Item	Description	Dimensions	w	inches d	h	Yardage / Square Feet	Shipping Weight
GL-45 	Low Back	Outside	27 1/2	27 1/2	29 1/8	3 yds. / 54 sq. ft.	40 lbs.
	Four Prong Pedestal Base	Inside	16 1/2	19 1/2	15		
	Swivel	Arm			22 3/8		
	Fully Upholstered	Seat			16 1/4		
	All Same Material						

Grades													
COM/COL	A	B	C	D	E	F	G	H	I	J	K	L	
2724	2811	2898	2985	3072	3159	3246	3333	3420	3507	3594	3681	3768	

Item	Description	Dimensions	w	inches d	h	Yardage / Square Feet	Shipping Weight
GL-47 	Low Back	Outside	27 1/2	27 1/2	29 1/8	1 3/4 yds. / 31 1/2 sq. ft. Inside of chair 1 1/2 yds. / 27 sq. ft. Outside of chair	40 lbs.
	Four Prong Pedestal Base	Inside	16 1/2	19 1/2	15		
	Swivel	Arm			22 3/8		
	Fully Upholstered	Seat			16 1/4		
	Contrasting Material						

Grades													
COM/COL	A	B	C	D	E	F	G	H	I	J	K	L	
2756	2851	2946	3041	3136	3231	3326	3421	3516	3611	3706	3801	3896	

Required to Specify

Fabrics or Leather : Ensure graded in material or COM/COL is approved for use on Ginkgo Ply Lounge by contacting Davis.

Metal Finish : Polished Aluminum or powder coat. See powder coat options on [page 5](#).

Veneer Finish : See [page 4](#) for veneer finish options. *Only required to specify when ordering GL-40*

Options *(specify only if preferred)*

Glides: **GL-Felt** Felt Glides - for hard surface floors. **No Upcharge** *(must specify when ordering)*

GINKGO Ply Lounge Series

Example: item number GL-50 + wood suffix -OA = GL-50-OA

Item	Description	Dimensions	w	inches d	h	Yardage / Square Feet	Shipping Weight
GL-50	Low Back Four Prong Pedestal Base Memory Return Swivel Exposed Veneer Shell Interior Upholstery	Outside Inside Arm Seat	27 1/2 16 1/2	27 1/2 19 1/2	29 1/8 15 22 3/8 16 1/4	1 3/4 yds. / 31 1/2 sq. ft.	40 lbs.



Grades

Shell Finish	COM/COL	A	B	C	D	E	F	G	H	I	J	K	L	
-OA	Oak	2771	2822	2873	2924	2975	3026	3077	3128	3179	3230	3281	3332	3383
-WW	Walnut	2793	2844	2895	2946	2997	3048	3099	3150	3201	3252	3303	3354	3405
-PT	Paint	2796	2847	2898	2949	3000	3051	3102	3153	3204	3255	3306	3357	3408

Item	Description	Dimensions	w	inches d	h	Yardage / Square Feet	Shipping Weight
GL-55	Low Back Four Prong Pedestal Base Memory Return Swivel Fully Upholstered All Same Material	Outside Inside Arm Seat	27 1/2 16 1/2	27 1/2 19 1/2	29 1/8 15 22 3/8 16 1/4	3 yds. / 54 sq. ft.	40 lbs.



Grades

COM/COL	A	B	C	D	E	F	G	H	I	J	K	L
2862	2949	3036	3123	3210	3297	3384	3471	3558	3645	3732	3819	3906

Item	Description	Dimensions	w	inches d	h	Yardage / Square Feet	Shipping Weight
GL-57	Low Back Four Prong Pedestal Base Memory Return Swivel Fully Upholstered Contrasting Material	Outside Inside Arm Seat	27 1/2 16 1/2	27 1/2 19 1/2	29 1/8 15 22 3/8 16 1/4	1 3/4 yds. / 31 1/2 sq. ft. Inside of chair 1 1/2 yds. / 27 sq. ft. Outside of chair	40 lbs.



Grades

COM/COL	A	B	C	D	E	F	G	H	I	J	K	L
2896	2991	3086	3181	3276	3371	3466	3561	3656	3751	3846	3941	4036

Required to Specify

Fabrics or Leather : Ensure graded in material or COM/COL is approved for use on Ginkgo Ply Lounge by contacting Davis.

Metal Finish : Polished Aluminum or powder coat. See powder coat options on [page 5](#).


Veneer Finish : See [page 4](#) for veneer finish options. *Only required to specify when ordering GL-50*

Options (specify only if preferred)

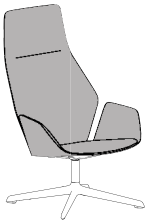
Glides: GL-Felt Felt Glides - for hard surface floors. **No Upcharge** (must specify when ordering)


GINKGO Ply Lounge Series

Example: item number **GL-310** + wood suffix **-OA** = **GL-310-OA**

Item	Description	Dimensions	w	inches d	h	Yardage / Square Feet	Shipping Weight	
	GL-310	High Back	Outside	28 3/4	30 5/8	44	1 3/4 yds. / 31 1/2 sq. ft.	47 lbs.
	Four Prong Pedestal Base	Inside	16 1/4	20 3/8	29 1/4			
	Fixed	Arm			21 7/8			
	Exposed Veneer Shell	Seat			16 3/8			
	Interior Upholstery							
	Grades							

Shell Finish	COM/COL	A	B	C	D	E	F	G	H	I	J	K	L	
-OA	Oak	3252	3296	3340	3384	3428	3472	3516	3560	3604	3648	3692	3736	3780
-WW	Walnut	3274	3318	3362	3406	3450	3494	3538	3582	3626	3670	3714	3758	3802
-PT	Paint	3276	3320	3364	3408	3452	3496	3540	3584	3628	3672	3716	3760	3804

Item	Description	Dimensions	w	inches d	h	Yardage / Square Feet	Shipping Weight							
	GL-315	High Back	Outside	28 3/4	30 5/8	44	3 yds. / 54 sq. ft.	47 lbs.						
	Four Prong Pedestal Base	Inside	16 1/4	20 3/8	29 1/4									
	Fixed	Arm			21 7/8									
	Fully Upholstered	Seat			16 3/8									
	All Same Material													
	List Price													
	Grades													
	COM/COL	A	B	C	D	E	F	G	H	I	J	K	L	
		3206	3286	3366	3446	3526	3606	3686	3766	3846	3926	4006	4086	4166

Item	Description	Dimensions	w	inches d	h	Yardage / Square Feet	Shipping Weight							
	GL-317	High Back	Outside	28 3/4	30 5/8	44	1 3/4 yds. / 31 1/2 sq. ft. Inside of chair 1 3/4 yds. / 31 1/2 sq. ft. Outside of chair	47 lbs.						
	Four Prong Pedestal Base	Inside	16 1/4	20 3/8	29 1/4									
	Fixed	Arm			21 7/8									
	Fully Upholstered	Seat			16 3/8									
	Contrasting Material													
	List Price													
	Grades													
	COM/COL	A	B	C	D	E	F	G	H	I	J	K	L	
		3221	3308	3395	3482	3569	3656	3743	3830	3917	4004	4091	4178	4265

Required to Specify

Fabrics or Leather : Ensure graded in material or COM/COL is approved for use on Ginkgo Ply Lounge by contacting Davis.

Metal Finish : Polished Aluminum or powder coat. See powder coat options on **page 5**.


Veneer Finish : See **page 4** for veneer finish options. *Only required to specify when ordering GL-310*

Options (specify only if preferred)

Glides: GL-Felt Felt Glides - for hard surface floors. **No Upcharge** (must specify when ordering)


GINKGO Ply Lounge Series

Example: item number **GL-410** + wood suffix **-OA** = **GL-410-OA**

Item	Description	Dimensions	w	inches		Yardage / Square Feet	Shipping Weight
				d	h		
GL-410 	High Back	Outside	28 3/4	30 5/8	44	1 3/4 yds. / 31 1/2 sq. ft.	47 lbs.
	Four Prong Pedestal Base	Inside	16 1/4	20 3/8	29 1/4		
	Swivel	Arm			21 7/8		
	Exposed Veneer Shell	Seat			16 3/8		
	Interior Upholstery						


Grades

Shell Finish	COM/COL	A	B	C	D	E	F	G	H	I	J	K	L	
-OA	Oak	3206	3250	3294	3338	3382	3426	3470	3514	3558	3602	3646	3690	3734
-WW	Walnut	3369	3413	3457	3501	3545	3589	3633	3677	3721	3765	3809	3853	3897
-PT	Paint	3375	3419	3463	3507	3551	3595	3639	3683	3727	3771	3815	3859	3903

Item	Description	Dimensions	w	inches		Yardage / Square Feet	Shipping Weight
				d	h		
GL-415 	High Back	Outside	28 3/4	30 5/8	44	3 yds. / 54 sq. ft.	47 lbs.
	Four Prong Pedestal Base	Inside	16 1/4	20 3/8	29 1/4		
	Swivel	Arm			21 7/8		
	Fully Upholstered	Seat			16 3/8		
	All Same Material						

Grades

COM/COL	A	B	C	D	E	F	G	H	I	J	K	L
3301	3381	3461	3541	3621	3701	3781	3861	3941	4021	4101	4181	4261

Item	Description	Dimensions	w	inches		Yardage / Square Feet	Shipping Weight
				d	h		
GL-417 	High Back	Outside	28 3/4	30 5/8	44	1 3/4 yds. / 31 1/2 sq. ft. Inside of chair	47 lbs.
	Four Prong Pedestal Base	Inside	16 1/4	20 3/8	29 1/4		
	Swivel	Arm			21 7/8		
	Fully Upholstered	Seat			16 3/8		
	Contrasting Material						

Grades

COM/COL	A	B	C	D	E	F	G	H	I	J	K	L
3466	3553	3640	3727	3814	3901	3988	4075	4162	4249	4336	4423	4510

Required to Specify

Fabrics or Leather : Ensure graded in material or COM/COL is approved for use on Ginkgo Ply Lounge by contacting Davis.

Metal Finish : Polished Aluminum or powder coat. See powder coat options on [page 5](#).


Veneer Finish : See [page 4](#) for veneer finish options. *Only required to specify when ordering GL-410*

Options (specify only if preferred)

Glides: GL-Felt Felt Glides - for hard surface floors. **No Upcharge** (must specify when ordering)


GINKGO Ply Lounge Series

Example: item number GL-510 + wood suffix -OA = GL-510-OA

Item	Description	Dimensions	w	inches d	h	Yardage / Square Feet	Shipping Weight
GL-510 	High Back	Outside	28 3/4	30 5/8	44	1 3/4 yds. / 31 1/2 sq. ft.	47 lbs.
	Four Prong Pedestal Base	Inside	16 1/4	20 3/8	29 1/4		
	Memory Return Swivel	Arm			21 7/8		
	Exposed Veneer Shell	Seat			16 3/8		
	Interior Upholstery						


Grades

Shell Finish	COM/COL	A	B	C	D	E	F	G	H	I	J	K	L	
-OA	Oak	3482	3526	3570	3614	3658	3702	3746	3790	3834	3878	3922	3966	4010
-WW	Walnut	3503	3547	3591	3635	3679	3723	3767	3811	3855	3899	3943	3987	4031
-PT	Paint	3505	3549	3593	3637	3681	3725	3769	3813	3857	3901	3945	3989	4033

Item	Description	Dimensions	w	inches d	h	Yardage / Square Feet	Shipping Weight
GL-515 	High Back	Outside	28 3/4	30 5/8	44	3 yds. / 54 sq. ft.	47 lbs.
	Four Prong Pedestal Base	Inside	16 1/4	20 3/8	29 1/4		
	Memory Return Swivel	Arm			21 7/8		
	Fully Upholstered	Seat			16 3/8		
	All Same Material						

Grades

COM/COL	A	B	C	D	E	F	G	H	I	J	K	L
3447	3527	3607	3687	3767	3847	3927	4007	4087	4167	4247	4327	4407

Item	Description	Dimensions	w	inches d	h	Yardage / Square Feet	Shipping Weight
GL-517 	High Back	Outside	28 3/4	30 5/8	44	1 3/4 yds. / 31 1/2 sq. ft. Inside of chair 1 3/4 yds. / 31 1/2 sq. ft. Outside of chair	47 lbs.
	Four Prong Pedestal Base	Inside	16 1/4	20 3/8	29 1/4		
	Memory Return Swivel	Arm			21 7/8		
	Fully Upholstered	Seat			16 3/8		
	Contrasting Material						

Grades

COM/COL	A	B	C	D	E	F	G	H	I	J	K	L
3605	3692	3779	3866	3953	4040	4127	4214	4301	4388	4475	4562	4649

Required to Specify

Fabrics or Leather : Ensure graded in material or COM/COL is approved for use on Ginkgo Ply Lounge by contacting Davis.

Metal Finish : Polished Aluminum or powder coat. See powder coat options on [page 5](#).

Veneer Finish : See [page 4](#) for veneer finish options. *Only required to specify when ordering GL-510*

Options *(specify only if preferred)*

Glides: GL-Felt Felt Glides - for hard surface floors. **No Upcharge** *(must specify when ordering)*

GINKGO Ply Lounge Series

Example: item number **GL-520** + wood suffix **-OA** = **GL-520-OA**

Item	Description	Dimensions	w	inches		Yardage / Square Feet	Shipping Weight
				d	h		
GL-520	Footrest Veneer Shell	Outside	24	18 1/2	16 3/8	1 1/4 yds. / 22 1/2 sq. ft.	18 lbs.



Shell Finish	Grades COM/COL	A	B	C	D	E	F	G	H	I	J	K	L
		-OA Oak	1652	1681	1710	1739	1768	1797	1826	1855	1884	1913	1942
-WW Walnut	1656	1685	1714	1743	1772	1801	1830	1859	1888	1917	1946	1975	2004
-PT Paint	1656	1685	1714	1743	1772	1801	1830	1859	1888	1917	1946	1975	2004

Required to Specify

Fabrics or Leather : Ensure graded in material or COM/COL is approved for use on Ginkgo Ply Lounge by contacting Davis.

Metal Finish : Polished Aluminum or powder coat. See powder coat options on **page 5**.

Veneer Finish : See **page 4** for veneer finish options.

Options *(specify only if preferred)*

Glides: GL-Felt Felt Glides - for hard surface floors. **No Upcharge** *(must specify when ordering)*