

DAVIS®

# Tote Price List

Designed by Sebastian Herkner

Effective June 9, 2025



## TOTE Series

Specifications .....	2
Images .....	3
Veneer Finishes/Acrylic .....	4
FENIX® .....	5
Powder Coat Finishes .....	6
Dimensions .....	7
TE-1000 .....	8
TE-1005-L / TE-1005-R .....	8
TE-1010 .....	9
TE-1015-L / TE-1015-R .....	9



**FEATURES**

- Base**
- **Stationary Base** – Standard with plastic adjustable glides. Optional adjustable felt glides **TE-Felt** are available. Must specify at time of order.
  - **Caster Base** – Standard with hard casters. Optional soft casters **TE-SOCA** are available. Must specify at time of order.

**Frame**  
 Multi Density foam over a plywood frame construction

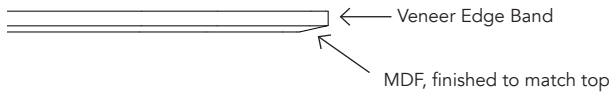
**Handle**  
 Stamped leather handle offered in black or brown. Does not come standard on the glide base version.

**Upholstery**  
 Chairs specified in leather and most fabrics will have a double needle stitch down the middle of the interior back of chair. See page 3 for a detail image.  
 Davis Fabric and Leather Program COM/COL  
 If you are supplying the COM/COL, submit a sample before ordering for approval.  
 All graded in and COM/COL must be approved for use on Tote by the Davis factory.

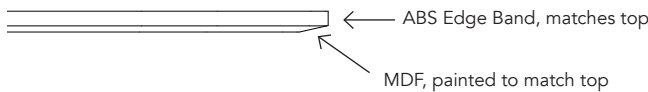
**Tablet**  
 Optional pivoting right or left handed tablet. Available Left Handed Tablet (**TE-Tablet-L**) or Right Handed Tablet (**TE-Tablet-R**)  
 MDF core with veneer, FENIX® or laminate top surface  
 Standard Laminate Tops:  
**Solid Color** laminates - all have matching ABS edge bands.  
**Wood Grain** laminates - *Natural Ash, Finnish Oak, Formal Walnut* have matching ABS edge bands. All other wood grain laminates will be a self edge  
 All FENIX® tops are edge banded with a matching ABS edge band  
 Acrylic tops are solid 10mm thick - offered in white only.

**Edge Detail**


**Veneer Top**



**FENIX® Top** - Beige Arizona, Blu Fes, Blu Shaba, Cacao Orinoco, Grigio Antrim, Grigio Bromo, Grigio Londra, Rosso Jaipur, Verde Comodoro and Verde Kitami




**FENIX® 12mm Solid Core Top** - Bianco Kos, Grigio Efeso, and Nero Ingo



**Standard Laminate Top**



**Acrylic Top**





**Back Detail**



**Caster Base Back Detail**  
*Standard with Pull Handle*



**Glide Base Back**



**Back Seam Detail**  
*- on all leather chairs and most fabrics*


**Tablet**



## Ash Veneer



30 Vanilla Ash



31 Natural Ash



32 Sand Ash



33 Toasted Ash

## Oak Veneer



10 Alabaster  
White Oak




11 Light Oak



12 Golden  
Oak



13 Harvest  
Oak



14 Slate Oak




15 Mineral Grey  
Oak




16 Dark Oak


## Walnut Veneer




20 Clear  
Walnut




21 Light Grey  
Walnut



22 Classic  
Walnut




23 Mocha  
Walnut



24 Midnight  
Walnut

## Acrylic



White

**FENIX® Innovative Materials**



Bianco Kos    Grigio Efeso    Grigio Antrim    Grigio Bromo    Beige Arizona    Grigio Londra    Cacao Orinoco    Rosso Jaipur



Blu Shaba    Blu Fes    Verde Kitami    Verde Comodoro    Nero Ingo

*All Fenix have ABS Edgebands to match top.*

**Standard Laminates**

**Solids**



Brite White\* 459-58    Classic White\* 9244-58    Folkstone\* 927-58    Mouse\* 928-58    Storm\* 912-58    Platinum\* 902-58    Citadel\* 1097-58    Black\* 909-58

**Woodgrains**



White Ash++ 8841-26    Buff Elm++ 5793-26    Ashwood Beige++ 5785-26    Silver Riftwood++ 6413-26    Natural Ash\* 8843-26    Finnish Oak\* 118-26    Formal Walnut\* 5782-26    Nut Brown Cherry++ 5790-26



Graphite Elm++ 5796-26

*All Laminates with \* have ABS Edgebands to match top.*


*All Laminates with ++ are Self Edge to match top.*

**Powder Coats**


Neutral Powder Coats




Pearl Powder Coats



Fenix Powder Coats - *color matched to FENIX®*


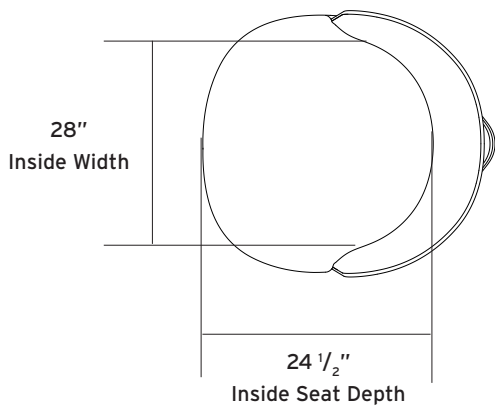


Color Trend Powder Coats



Tote

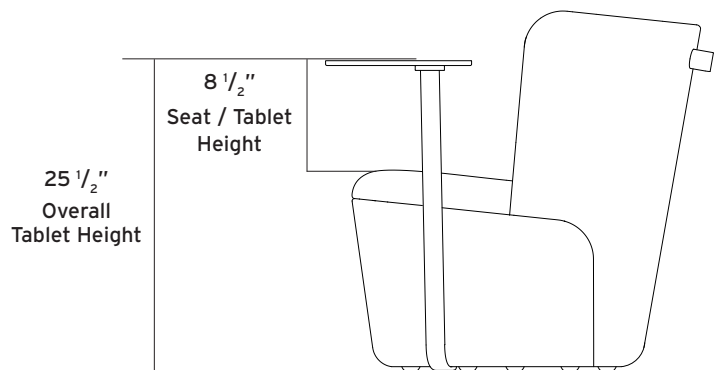
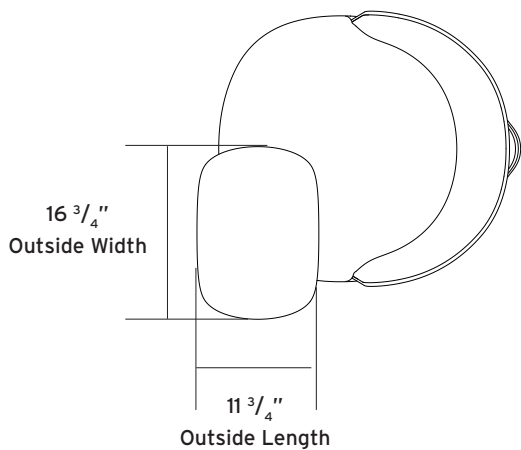
Dimensions	w	d	h
Outside	38 1/2	36	30 1/2
Inside	28	24 1/2	
Seat Height			16 1/2



Tote Tablet

Dimensions	w	l	h
Outside	16 3/4	11 3/4	
Tablet Height			25 1/2

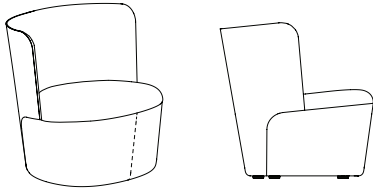
\*Dimension between the seat and top of tablet is 8 1/2"



# TOTE Series

Example: item number TE-1000 = TE-1000

Item	Description	Dimensions	inches			Yardage / Square Feet	Shipping Weight
			w	d	h		
TE-1000	Fully Upholstered Stationary Base	Outside Inside Seat	28 1/2 26	29 1/2 23	28 1/2 13 3/4 16 3/4	3 1/2 yds. / 63 sq. ft.	60 lbs.

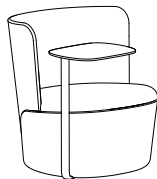
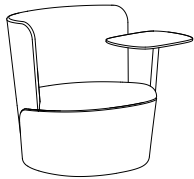


**NOTE: Does not come with a pull handle**

List Price  
Grades  
COM/COL

COM/COL	A	B	C	D	E	F	G	H	I	J	K	L
2729	2824	2919	3014	3109	3204	3299	3394	3489	3584	3679	3774	3869

Item	Description	Dimensions	inches			Yardage / Square Feet	Shipping Weight
			w	d	h		
TE-1005-L TE-1005-R	Fully Upholstered Stationary Base <b>with Tablet</b>	Outside Inside Seat	28 1/2 26	29 1/2 23	28 1/2 13 3/4 16 3/4	3 1/2 yds. / 63 sq. ft.	60 lbs.



Left

Right

**NOTE: Does not come with a pull handle**

List Price  
Grades  
COM/COL

	COM/COL	A	B	C	D	E	F	G	H	I	J	K	L
-AA Ash	3575	3670	3765	3860	3955	4050	4145	4240	4335	4430	4525	4620	4715
-OA Oak	3575	3670	3765	3860	3955	4050	4145	4240	4335	4430	4525	4620	4715
-WW Walnut	3580	3675	3770	3865	3960	4055	4150	4245	4340	4435	4530	4625	4720
-LAM Laminate	3552	3647	3742	3837	3932	4027	4122	4217	4312	4407	4502	4597	4692
-FX Fenix	3608	3703	3798	3893	3988	4083	4178	4273	4368	4463	4558	4653	4748
-AY Acrylic	3611	3706	3801	3896	3991	4086	4181	4276	4371	4466	4561	4656	4751

## Required to Specify

**Fabrics or Leather :** Ensure graded in material or COM/COL is approved for use on Tote by contacting Davis

**Metal Finishes :** See **page 6** for all standard powder coats. *Only required for TE-1005-L / TE-1005-R*

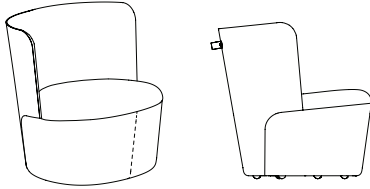
## Options *(specify only if preferred)*

**Glides: TE-Felt** felt glides – No charge at time of order

# TOTE Series

Example: item number TE-1010 = TE-1010


Item	Description	Dimensions	inches			Yardage / Square Feet	Shipping Weight
			w	d	h		
TE-1010	Fully Upholstered Caster Base	Outside Inside Seat	28 1/2 26	29 1/2 23	28 1/2 13 3/4 16 3/4	3 1/2 yds. / 63 sq. ft.	60 lbs.



List Price  
Grades  
COM/COL

COM/COL	A	B	C	D	E	F	G	H	I	J	K	L
2930	3025	3120	3215	3310	3405	3500	3595	3690	3785	3880	3975	4070

Item	Description	Dimensions	inches			Yardage / Square Feet	Shipping Weight
			w	d	h		
TE-1015-L TE-1015-R	Fully Upholstered Caster Base <b>with Tablet</b>	Outside Inside Seat	28 1/2 26	29 1/2 23	28 1/2 13 3/4 16 3/4	3 1/2 yds. / 63 sq. ft.	60 lbs.



Left

Right

List Price  
Grades  
COM/COL

	COM/COL	A	B	C	D	E	F	G	H	I	J	K	L
-AA Ash	3776	3871	3966	4061	4156	4251	4346	4441	4536	4631	4726	4821	4916
-OA Oak	3776	3871	3966	4061	4156	4251	4346	4441	4536	4631	4726	4821	4916
-WW Walnut	3781	3876	3971	4066	4161	4256	4351	4446	4541	4636	4731	4826	4921
-LAM Laminate	3753	3848	3943	4038	4133	4228	4323	4418	4513	4608	4703	4798	4893
-FX Fenix	3809	3904	3999	4094	4189	4284	4379	4474	4569	4664	4759	4854	4949
-AY Acrylic	3812	3907	4002	4097	4192	4287	4382	4477	4572	4667	4762	4857	4952

## Required to Specify

**Fabrics or Leather :** Ensure graded in material or COM/COL is approved for use on Tote by contacting Davis

**Metal Finishes :** See **page 6** for all standard powder coats. *Only required for TE-1015-L / TE-1015-R*

**Pull Handle :** Must specify Black, Brown pull handle

## Options *(specify only if preferred)*

**Casters:** TE-SOCA soft caster – No charge at time of order