

# ACHELLA MODULAR // DESIGNED BY CHRIS PANICHELLA

Please note that effective April 1st, 2025, a 4.5% tariff surcharge will be applied to the net subtotal on all orders.



## PRODUCT FEATURES:

- » Lounge chairs available in two back heights: 29<sup>1</sup>/<sub>2</sub>" or 32<sup>1</sup>/<sub>2</sub>".
- » Maximum weight capacity is 350 lbs.
- » Tables available in five sizes; benches available in three sizes.
- » All models feature 5" high cast aluminum legs.
- » All dimensions are nominal.

## SEATING POWER UNITS:

- » Available on individual lounge chairs and armless seat end-units.
- » Black or white finish with 120" electrical cord (no hardwire option available for this series).
- » UL listed.



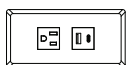
**PX1**  
5<sup>1</sup>/<sub>4</sub>" W x 2<sup>1</sup>/<sub>2</sub>" D  
One outlet, one USB-A and one USB-C charging port



**PX2**  
6<sup>5</sup>/<sub>8</sub>" W x 2<sup>1</sup>/<sub>2</sub>" D  
Two outlets, one USB-A and one USB-C charging port

## TABLE POWER UNITS:

- » Available on table sizes.
- » Black or white finish with 120" electrical cord (no hardwire option available for this series).
- » UL listed.



**PX3**  
5<sup>7</sup>/<sub>8</sub>" W x 2<sup>7</sup>/<sub>8</sub>" D  
One outlet, one USB-A and one USB-C charging port

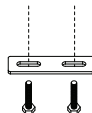


**PX4**  
7<sup>1</sup>/<sub>4</sub>" W x 2<sup>7</sup>/<sub>8</sub>" D  
Two outlets, one USB-A and one USB-C charging port

# ACHELLA MODULAR // DESIGNED BY CHRIS PANICHELLA

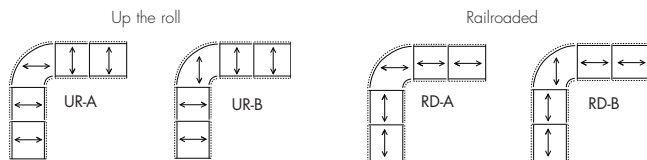
## GANGING BRACKET:

- » One set contains two brackets for connecting two units together.
- » Field assembly required.



## SPECIFICATIONS:

- » Upholstery direction must be specified on 90-degree benches when patterned fabrics are selected. In the absence of specific instructions, Arcadia reserves the right to upholster units at our discretion.



- » Tables available in maple veneer, laminate and Corian.
- » All standard and custom wood finishes available.
- » For Super Matte Sable Maple, premium wood finish upcharge applies. Refer to options section for pricing.
- » For custom wood finishes, please add one-time upcharge of \$472 List per color per order.
- » For custom laminates, add \$590 List per color per order. Pre-approval required, please contact client services.
- » Corian top available in six standard colors and is 1/2" thick in lieu of standard table top thickness of 3/4". For non-standard colors, please contact client services for pricing.
- » **Table with laminate or Corian top, finish selection for table body must be specified.**

## METAL LEG FINISHES:

- » 0299 Polished Aluminum
- » 0535 Metallic Silver
- » 0630 Satin Black

## CORIAN® COLORS:

- » CWN Designer White
- » CLN Linen
- » CTD Witch Hazel
- » CRC Rain Cloud
- » CGQ Grey Onyx
- » CSQ Stonique




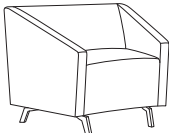
## ORDERING REQUIREMENTS:

- » Model number
- » Leg finish
- » Upholstery selection
- » Options, as applicable

# ACHELLA MODULAR // DESIGNED BY CHRIS PANICHELLA

## ORDERING REQUIREMENTS:

- » Model number
- » Metal leg finish
- » Upholstery selection
- » Options, as applicable



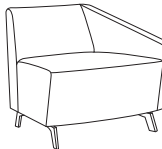

MODEL NUMBER	PRODUCT SPECIFICATIONS	FABRIC GRADES										LEATHER			
		COM	A	1	2	COL		3	4	5	6	7	8	L1	L2
2751	 <p><b>Lounge Chair, Armless 30-Degree Inside Wedge</b> W 36<sup>3</sup>/<sub>4</sub> D 28<sup>1</sup>/<sub>2</sub> H 29<sup>1</sup>/<sub>2</sub> Seat Height 18 Inside Seat Width 20<sup>3</sup>/<sub>4</sub> - 32<sup>1</sup>/<sub>2</sub> Inside Seat Depth 20<sup>1</sup>/<sub>4</sub> 3 yds. 39 lbs. COL 60 sq. ft.</p>	1779	1962	2055	2112	2202	2304	2397	2493	2580	2685	3117	3447		
2752	 <p><b>Lounge Chair, Right Arm 30-Degree Inside Wedge</b> W 39<sup>1</sup>/<sub>4</sub> D 28<sup>1</sup>/<sub>2</sub> H 29<sup>1</sup>/<sub>2</sub> Seat Height 18 Inside Seat Width 20<sup>3</sup>/<sub>4</sub> - 32<sup>1</sup>/<sub>2</sub> Inside Seat Depth 20<sup>1</sup>/<sub>4</sub> Arm Height 25<sup>3</sup>/<sub>4</sub> 4<sup>1</sup>/<sub>2</sub> yds. 52 lbs. COL 90 sq. ft.</p>	2069	2344	2483	2569	2704	2857	2996	3140	3271	3428	4076	4571		
2753	 <p><b>Lounge Chair, Left Arm 30-Degree Inside Wedge</b> W 39<sup>1</sup>/<sub>4</sub> D 28<sup>1</sup>/<sub>2</sub> H 29<sup>1</sup>/<sub>2</sub> Seat Height 18 Inside Seat Width 20<sup>3</sup>/<sub>4</sub> - 32<sup>1</sup>/<sub>2</sub> Inside Seat Depth 20<sup>1</sup>/<sub>4</sub> Arm Height 25<sup>3</sup>/<sub>4</sub> 4<sup>1</sup>/<sub>2</sub> yds. 52 lbs. COL 90 sq. ft.</p>	2069	2344	2483	2569	2704	2857	2996	3140	3271	3428	4076	4571		
2754	 <p><b>Lounge Chair, Right &amp; Left Arm 30-Degree Inside Wedge</b> W 41<sup>3</sup>/<sub>4</sub> D 28<sup>1</sup>/<sub>2</sub> H 29<sup>1</sup>/<sub>2</sub> Seat Height 18 Inside Seat Width 20<sup>3</sup>/<sub>4</sub> - 32<sup>1</sup>/<sub>2</sub> Inside Seat Depth 20<sup>1</sup>/<sub>4</sub> Arm Height 25<sup>3</sup>/<sub>4</sub> 5<sup>3</sup>/<sub>4</sub> yds. 65 lbs. COL 115 sq. ft.</p>	2316	2667	2845	2955	3127	3323	3501	3685	3852	4053	4881	5513		

OPTIONS		
-NS04	Non-Skid Glides	25
-GC01 (ordered separately)	Ganging Connector	63

# ACHELLA MODULAR // DESIGNED BY CHRIS PANICHELLA

## ORDERING REQUIREMENTS:

- » Model number
- » Metal leg finish
- » Upholstery selection
- » Options, as applicable




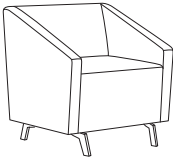
MODEL NUMBER	PRODUCT SPECIFICATIONS	FABRIC GRADES										LEATHER				
		COM	A	1	2	COL					3	4	5	6	7	8
2761	 <p><b>Lounge Chair, Armless 30-Degree Outside Wedge</b> W 36<sup>3</sup>/<sub>4</sub> D 28<sup>1</sup>/<sub>2</sub> H 29<sup>1</sup>/<sub>2</sub> Seat Height 18 Inside Seat Width 32<sup>1</sup>/<sub>2</sub>-20<sup>3</sup>/<sub>4</sub> Inside Seat Depth 20<sup>1</sup>/<sub>4</sub> 2<sup>3</sup>/<sub>4</sub> yds. 39 lbs. COL 55 sq. ft.</p>	1848	2016	2101	2154	2236	2330	2415	2503	2583	2679	3075	3377			
2762	 <p><b>Lounge Chair, Right Arm 30-Degree Outside Wedge</b> W 39<sup>1</sup>/<sub>4</sub> D 28<sup>1</sup>/<sub>2</sub> H 29<sup>1</sup>/<sub>2</sub> Seat Height 18 Inside Seat Width 32<sup>1</sup>/<sub>2</sub>-20<sup>3</sup>/<sub>4</sub> Inside Seat Depth 20<sup>1</sup>/<sub>4</sub> Arm Height 25<sup>3</sup>/<sub>4</sub> 3<sup>3</sup>/<sub>4</sub> yds. 52 lbs. COL 75 sq. ft.</p>	2142	2371	2487	2559	2671	2799	2915	3035	3144	3275	3815	4227			
2763	 <p><b>Lounge Chair, Left Arm 30-Degree Outside Wedge</b> W 39<sup>1</sup>/<sub>4</sub> D 28<sup>1</sup>/<sub>2</sub> H 29<sup>1</sup>/<sub>2</sub> Seat Height 18 Inside Seat Width 32<sup>1</sup>/<sub>2</sub>-20<sup>3</sup>/<sub>4</sub> Inside Seat Depth 20<sup>1</sup>/<sub>4</sub> Arm Height 25<sup>3</sup>/<sub>4</sub> 3<sup>3</sup>/<sub>4</sub> yds. 52 lbs. COL 75 sq. ft.</p>	2142	2371	2487	2559	2671	2799	2915	3035	3144	3275	3815	4227			
2764	 <p><b>Lounge Chair, Right &amp; Left Arm 30-Degree Outside Wedge</b> W 41<sup>3</sup>/<sub>4</sub> D 28<sup>1</sup>/<sub>2</sub> H 29<sup>1</sup>/<sub>2</sub> Seat Height 18 Inside Seat Width 32<sup>1</sup>/<sub>2</sub>-20<sup>3</sup>/<sub>4</sub> Inside Seat Depth 20<sup>1</sup>/<sub>4</sub> Arm Height 25<sup>3</sup>/<sub>4</sub> 5<sup>1</sup>/<sub>4</sub> yds. 65 lbs. COL 105 sq. ft.</p>	2434	2755	2917	3017	3175	3353	3516	3684	3836	4020	4776	5353			

OPTIONS		
-NS04	Non-Skid Glides	25
-GC01 (ordered separately)	Ganging Connector	63

# ACHELLA MODULAR // DESIGNED BY CHRIS PANICHELLA

ORDERING REQUIREMENTS:

- » Model number
- » Metal leg finish
- » Upholstery selection
- » Options, as applicable




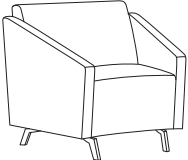
MODEL NUMBER	PRODUCT SPECIFICATIONS	FABRIC GRADES										LEATHER			
		COM	A	1	2	COL			3	4	5	6	7	8	L1
<b>2771</b>	 <p><b>Lounge Chair, Armless Straight</b>                      W 22 D 28<sup>1</sup>/<sub>2</sub> H 29<sup>1</sup>/<sub>2</sub>                      Seat Height 18                      Inside Seat Width 22                      Inside Seat Depth 20<sup>1</sup>/<sub>4</sub>                      2<sup>1</sup>/<sub>2</sub> yds. 32 lbs.                      COL 50 sq. ft.</p>	1703	1856	1933	1981	2056	2141	2218	2298	2371	2458	2818	3093		
<b>2772</b>	 <p><b>Lounge Chair, Right Arm Straight</b>                      W 24<sup>1</sup>/<sub>2</sub> D 28<sup>1</sup>/<sub>2</sub> H 29<sup>1</sup>/<sub>2</sub>                      Seat Height 18                      Inside Seat Width 22                      Inside Seat Depth 20<sup>1</sup>/<sub>4</sub>                      Arm Height 25<sup>3</sup>/<sub>4</sub>                      3<sup>1</sup>/<sub>2</sub> yds. 46 lbs.                      COL 70 sq. ft.</p>	1993	2207	2315	2382	2487	2606	2714	2826	2928	3050	3554	3939		
<b>2773</b>	 <p><b>Lounge Chair, Left Arm Straight</b>                      W 24<sup>1</sup>/<sub>2</sub> D 28<sup>1</sup>/<sub>2</sub> H 29<sup>1</sup>/<sub>2</sub>                      Seat Height 18                      Inside Seat Width 22                      Inside Seat Depth 20<sup>1</sup>/<sub>4</sub>                      Arm Height 25<sup>3</sup>/<sub>4</sub>                      3<sup>1</sup>/<sub>2</sub> yds. 46 lbs.                      COL 70 sq. ft.</p>	1993	2207	2315	2382	2487	2606	2714	2826	2928	3050	3554	3939		
<b>2774</b>	 <p><b>Lounge Chair, Right &amp; Left Arm Straight</b>                      W 27 D 28<sup>1</sup>/<sub>2</sub> H 29<sup>1</sup>/<sub>2</sub>                      Seat Height 18                      Inside Seat Width 22                      Inside Seat Depth 20<sup>1</sup>/<sub>4</sub>                      Arm Height 25<sup>3</sup>/<sub>4</sub>                      4<sup>3</sup>/<sub>4</sub> yds. 60 lbs.                      COL 95 sq. ft.</p>	2241	2531	2678	2769	2911	3073	3220	3372	3510	3676	4360	4882		

OPTIONS		
-NS04	Non-Skid Glides	25
-GC01 (ordered separately)	Ganging Connector	63

# ACHELLA MODULAR // DESIGNED BY CHRIS PANICHELLA

ORDERING REQUIREMENTS:

- » Model number
- » Metal leg finish
- » Upholstery selection
- » Options, as applicable





MODEL NUMBER	PRODUCT SPECIFICATIONS	FABRIC GRADES										LEATHER				
		COM	A	1	2	COL					3	4	5	6	7	8
<b>2751-H</b> 	<b>High Back Lounge Chair, Armless 30-Degree Inside Wedge</b> W 36 <sup>3</sup> / <sub>4</sub> D 28 <sup>1</sup> / <sub>2</sub> H 32 <sup>1</sup> / <sub>2</sub> Seat Height 18 Inside Seat Width 20 <sup>3</sup> / <sub>4</sub> - 32 <sup>1</sup> / <sub>2</sub> Inside Seat Depth 20 <sup>1</sup> / <sub>4</sub> 3 <sup>1</sup> / <sub>2</sub> yds. 39 lbs. COL 70 sq. ft.	1888	2102	2210	2277	2382	2501	2609	2721	2823	2945	3449	3834			
<b>2752-H</b> 	<b>High Back Lounge Chair, Right Arm 30-Degree Inside Wedge</b> W 39 <sup>1</sup> / <sub>4</sub> D 28 <sup>1</sup> / <sub>2</sub> H 32 <sup>1</sup> / <sub>2</sub> Seat Height 18 Inside Seat Width 20 <sup>3</sup> / <sub>4</sub> - 32 <sup>1</sup> / <sub>2</sub> Inside Seat Depth 20 <sup>1</sup> / <sub>4</sub> Arm Height 25 <sup>3</sup> / <sub>4</sub> 4 <sup>1</sup> / <sub>2</sub> yds. 52 lbs. COL 90 sq. ft.	2137	2412	2551	2637	2772	2925	3064	3208	3339	3496	4144	4639			
<b>2753-H</b> 	<b>High Back Lounge Chair, Left Arm 30-Degree Inside Wedge</b> W 39 <sup>1</sup> / <sub>4</sub> D 28 <sup>1</sup> / <sub>2</sub> H 32 <sup>1</sup> / <sub>2</sub> Seat Height 18 Inside Seat Width 20 <sup>3</sup> / <sub>4</sub> - 32 <sup>1</sup> / <sub>2</sub> Inside Seat Depth 20 <sup>1</sup> / <sub>4</sub> Arm Height 25 <sup>3</sup> / <sub>4</sub> 4 <sup>1</sup> / <sub>2</sub> yds. 52 lbs. COL 90 sq. ft.	2137	2412	2551	2637	2772	2925	3064	3208	3339	3496	4144	4639			
<b>2754-H</b> 	<b>High Back Lounge Chair, Right &amp; Left Arm, 30-Degree Inside Wedge</b> W 41 <sup>3</sup> / <sub>4</sub> D 28 <sup>1</sup> / <sub>2</sub> H 32 <sup>1</sup> / <sub>2</sub> Seat Height 18 Inside Seat Width 20 <sup>3</sup> / <sub>4</sub> - 32 <sup>1</sup> / <sub>2</sub> Inside Seat Depth 20 <sup>1</sup> / <sub>4</sub> Arm Height 25 <sup>3</sup> / <sub>4</sub> 5 <sup>3</sup> / <sub>4</sub> yds. 65 lbs. COL 115 sq. ft.	2425	2776	2954	3064	3236	3432	3610	3794	3961	4162	4990	5622			

OPTIONS		
-NS04	Non-Skid Glides	25
-GC01 (ordered separately)	Ganging Connector	63

# ACHELLA MODULAR // DESIGNED BY CHRIS PANICHELLA

ORDERING REQUIREMENTS:

- » Model number
- » Metal leg finish
- » Upholstery selection
- » Options, as applicable





MODEL NUMBER	PRODUCT SPECIFICATIONS	FABRIC GRADES										LEATHER			
		COM	A	1	2	COL			3	4	5	6	7	8	L1
<b>2761-H</b> 	<b>High Back Lounge Chair, Armless 30-Degree Outside Wedge</b> W 36 <sup>3</sup> / <sub>4</sub> D 28 <sup>1</sup> / <sub>2</sub> H 32 <sup>1</sup> / <sub>2</sub> Seat Height 18 Inside Seat Width 32 <sup>1</sup> / <sub>2</sub> -20 <sup>3</sup> / <sub>4</sub> Inside Seat Depth 20 <sup>1</sup> / <sub>4</sub> 2 <sup>3</sup> / <sub>4</sub> yds. 39 lbs. COL 55 sq. ft.	1958	2126	2211	2264	2346	2440	2525	2613	2693	2789	3185	3487		
<b>2762-H</b> 	<b>High Back Lounge Chair, Right Arm 30-Degree Outside Wedge</b> W 39 <sup>1</sup> / <sub>4</sub> D 28 <sup>1</sup> / <sub>2</sub> H 32 <sup>1</sup> / <sub>2</sub> Seat Height 18 Inside Seat Width 32 <sup>1</sup> / <sub>2</sub> -20 <sup>3</sup> / <sub>4</sub> Inside Seat Depth 20 <sup>1</sup> / <sub>4</sub> Arm Height 25 <sup>3</sup> / <sub>4</sub> 4 yds. 52 lbs. COL 80 sq. ft.	2105	2349	2473	2549	2669	2805	2929	3057	3173	3313	3889	4329		
<b>2763-H</b> 	<b>High Back Lounge Chair, Left Arm 30-Degree Outside Wedge</b> W 39 <sup>1</sup> / <sub>4</sub> D 28 <sup>1</sup> / <sub>2</sub> H 32 <sup>1</sup> / <sub>2</sub> Seat Height 18 Inside Seat Width 32 <sup>1</sup> / <sub>2</sub> -20 <sup>3</sup> / <sub>4</sub> Inside Seat Depth 20 <sup>1</sup> / <sub>4</sub> Arm Height 25 <sup>3</sup> / <sub>4</sub> 4 yds. 52 lbs. COL 80 sq. ft.	2105	2349	2473	2549	2669	2805	2929	3057	3173	3313	3889	4329		
<b>2764-H</b> 	<b>High Back Lounge Chair, Right &amp; Left Arm, 30-Degree Outside Wedge</b> W 41 <sup>3</sup> / <sub>4</sub> D 28 <sup>1</sup> / <sub>2</sub> H 32 <sup>1</sup> / <sub>2</sub> Seat Height 18 Inside Seat Width 32 <sup>1</sup> / <sub>2</sub> -20 <sup>3</sup> / <sub>4</sub> Inside Seat Depth 20 <sup>1</sup> / <sub>4</sub> Arm Height 25 <sup>3</sup> / <sub>4</sub> 5 <sup>1</sup> / <sub>4</sub> yds. 65 lbs. COL 105 sq. ft.	2490	2811	2973	3073	3231	3409	3572	3740	3892	4076	4832	5409		

OPTIONS		
-NS04	Non-Skid Glides	25
-GC01 (ordered separately)	Ganging Connector	63

# ACHELLA MODULAR // DESIGNED BY CHRIS PANICHELLA

ORDERING REQUIREMENTS:

- » Model number
- » Metal leg finish
- » Upholstery selection
- » Options, as applicable

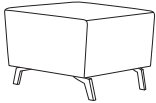
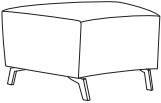
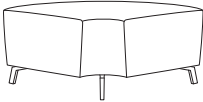
MODEL NUMBER	PRODUCT SPECIFICATIONS	FABRIC GRADES										LEATHER	
		COM	A	1	2	COL					L1	L2	
<b>2771-H</b> 	<b>High Back Lounge Chair, Armless Straight</b> W 22 D 28 <sup>1</sup> / <sub>2</sub> H 32 <sup>1</sup> / <sub>2</sub> Seat Height 18 Inside Seat Width 22 Inside Seat Depth 20 <sup>1</sup> / <sub>4</sub> 2 <sup>1</sup> / <sub>2</sub> yds. 32 lbs. COL 50 sq. ft.	1810	1963	2040	2088	2163	2248	2325	2405	2478	2565	2925	3200
<b>2772-H</b> 	<b>High Back Lounge Chair, Right Arm Straight</b> W 24 <sup>1</sup> / <sub>2</sub> D 28 <sup>1</sup> / <sub>2</sub> H 32 <sup>1</sup> / <sub>2</sub> Seat Height 18 Inside Seat Width 22 Inside Seat Depth 20 <sup>1</sup> / <sub>4</sub> Arm Height 25 <sup>3</sup> / <sub>4</sub> 3 <sup>3</sup> / <sub>4</sub> yds. 46 lbs. COL 75 sq. ft.	2063	2292	2408	2480	2592	2720	2836	2956	3065	3196	3736	4148
<b>2773-H</b> 	<b>High Back Lounge Chair, Left Arm Straight</b> W 24 <sup>1</sup> / <sub>2</sub> D 28 <sup>1</sup> / <sub>2</sub> H 32 <sup>1</sup> / <sub>2</sub> Seat Height 18 Inside Seat Width 22 Inside Seat Depth 20 <sup>1</sup> / <sub>4</sub> Arm Height 25 <sup>3</sup> / <sub>4</sub> 3 <sup>3</sup> / <sub>4</sub> yds. 46 lbs. COL 75 sq. ft.	2063	2292	2408	2480	2592	2720	2836	2956	3065	3196	3736	4148
<b>2774-H</b> 	<b>High Back Lounge Chair, Right &amp; Left Arm, Straight</b> W 27 D 28 <sup>1</sup> / <sub>2</sub> H 32 <sup>1</sup> / <sub>2</sub> Seat Height 18 Inside Seat Width 22 Inside Seat Depth 20 <sup>1</sup> / <sub>4</sub> Arm Height 25 <sup>3</sup> / <sub>4</sub> 5 yds. 60 lbs. COL 100 sq. ft.	2349	2654	2809	2904	3054	3224	3379	3539	3684	3859	4579	5129

OPTIONS		
-NS04	Non-Skid Glides	25
-GC01 (ordered separately)	Ganging Connector	63

# ACHELLA MODULAR // DESIGNED BY CHRIS PANICHELLA

ORDERING REQUIREMENTS:

- » Model number
- » Metal leg finish
- » Upholstery selection
- » Options, as applicable

MODEL NUMBER	PRODUCT SPECIFICATIONS	FABRIC GRADES										LEATHER	
		COM	A	1	2	COL		3	4	5	6	7	8
<b>2780</b>	 <p><b>Straight Bench</b>                      W 22 D 26<sup>3</sup>/<sub>4</sub> H 18                      Seat Height 18                      1<sup>1</sup>/<sub>2</sub> yds. 30 lbs.                      COL 30 sq. ft.</p>	1416	1508	1554	1583	1628	1679	1725	1773	1817	1869	2085	2250
<b>2785</b>	 <p><b>30-Degree Bench</b>                      W 22<sup>1</sup>/<sub>2</sub> - 36<sup>3</sup>/<sub>4</sub> D 26<sup>3</sup>/<sub>4</sub> H 18                      Seat Height 18                      2<sup>1</sup>/<sub>4</sub> yds. 30 lbs.                      COL 45 sq. ft.</p>	1606	1744	1813	1856	1924	2000	2070	2142	2207	2286	2610	2857
<b>2786</b>	 <p><b>90-Degree Bench</b>                      W 34 D 26<sup>3</sup>/<sub>4</sub> H 18                      Seat Height 18                      2<sup>1</sup>/<sub>4</sub> yds. 30 lbs.                      COL 45 sq. ft.</p>	1987	2125	2194	2237	2305	2381	2451	2523	2588	2667	2991	3238



OPTIONS		
-NS04	Non-Skid Glides	25
-GC01 (ordered separately)	Ganging Connector	63

# ACHELLA MODULAR // DESIGNED BY CHRIS PANICHELLA

**ORDERING REQUIREMENTS:**

- » Model number
- » Wood finish
- » Metal leg finish
- » Options, as applicable

**Note: Table with laminate or Corian top, finish selection for table body must be specified.**

MODEL NUMBER	PRODUCT SPECIFICATIONS	TABLE TOP FINISH	
		VENEER OR LAMINATE	CORIAN (-CO)
<b>2791</b> 	<b>12" Straight Table</b> W 12 D 25 <sup>1</sup> / <sub>4</sub> H 16 27 lbs.	1428	1864
<b>2792</b> 	<b>22" Straight Table</b> W 22 D 25 <sup>1</sup> / <sub>4</sub> H 16 43 lbs.	1737	2634

OPTIONS		
-PFW04	Premium Wood Finish	40
-PX3-()	Power Matrix 3 (one power, one USB-A, one USB-C)	472
-PX4-()	Power Matrix 4 (dual power, one USB-A, one USB-C)	494
-NS04	Non-Skid Glides	25
-GC01 (ordered separately)	Ganging Connector	63




Note: For power matrix faceplate, please specify black (-B) or white (-W) finish.

# ACHELLA MODULAR // DESIGNED BY CHRIS PANICHELLA

## ORDERING REQUIREMENTS:

- » Model number
- » Wood finish
- » Metal leg finish
- » Options, as applicable

**Note: Table with laminate or Corian top, finish selection for table body must be specified.**

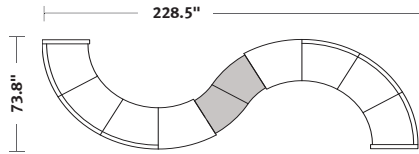
MODEL NUMBER	PRODUCT SPECIFICATIONS	TABLE TOP FINISH	
		VENEER OR LAMINATE	CORIAN (-CO)
<b>2796</b> 	<b>30-Degree Narrow Table</b> W 20 D 25 <sup>1/2</sup> H 16 28 lbs.	1667	2560
<b>2797</b> 	<b>30-Degree Wide Table</b> W 28 D 25 <sup>1/2</sup> H 16 37 lbs.	1977	3100
<b>2798</b> 	<b>90-Degree Table</b> W 43 D 23 H 16 47 lbs.	2158	4036

OPTIONS		
-PFW04	Premium Wood Finish	40
-PX3-()	Power Matrix 1 (one power, one USB-A, one USB-C)	472
-PX4-()	Power Matrix 2 (dual power, one USB-A, one USB-C)	494
-NS04	Non-Skid Glides	25
-GC01 (ordered separately)	Ganging Connector	63

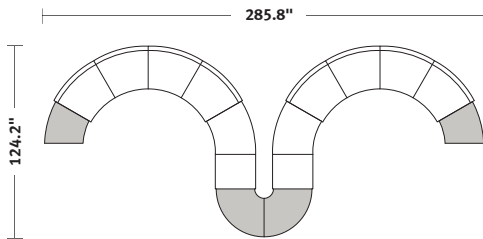
Note: For power matrix faceplate, please specify black (-B) or white (-W) finish.

# ACHELLA MODULAR // DESIGNED BY CHRIS PANICHELLA

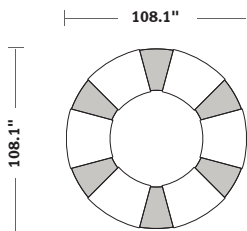
## CONFIGURATION EXAMPLES:



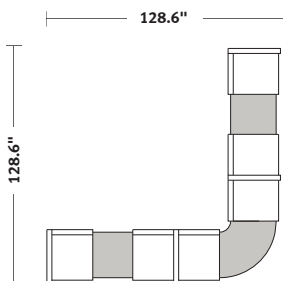
Qty	Model #	Description	COM List
2	2753	Lounge Chair, Left Arm, 30-Degree Inside Wedge (\$1,970 ea)	\$3,940
4	2751	Lounge Chair, Armless, 30-Degree Inside Wedge (\$1,694 ea)	\$6,776
2	2785	Bench, 30-Degree Wedge (\$1,529 ea)	\$3,058
2	2797	Table, 30-Degree Wide (\$1,882 ea)	\$3,764
10			\$17,538



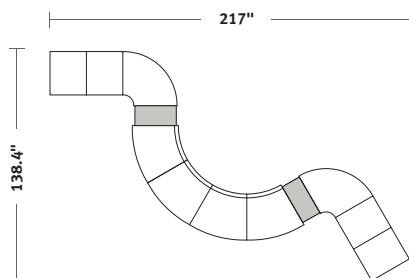
Qty	Model #	Description	COM List
2	2797	Table, 30-Degree Wide (\$1,882 ea)	\$3,764
8	2751	Lounge Chair, Armless, 30-Degree Inside Wedge (\$1,694 ea)	\$13,552
2	2785	Bench, 30-Degree Wedge (\$1,529 ea)	\$3,058
2	2780	Bench, Straight (\$1,348 ea)	\$2,696
2	2798	Table, 90-Degree (\$2,055 ea)	\$4,110
16			\$27,180



Qty	Model #	Description	COM List
6	2785	Bench, 30-Degree Wedge (\$1,529 ea)	\$9,174
6	2796	Table, 30-Degree Narrow (\$1,587 ea)	\$9,522
12			\$18,696



Qty	Model #	Description	COM List
3	2772	Lounge Chair, Right Arm, Straight (\$1,898 ea)	\$5,694
2	2792	Table, 22" Straight (\$1,654 ea)	\$3,308
2	2771	Lounge Chair, Armless, Straight (\$1,621 ea)	\$3,242
1	2798	Table, 90-Degree, Outside Wedge	\$2,055
1	2773	Lounge Chair, Left Arm, Straight	\$1,898
9			\$16,197




Qty	Model #	Description	COM List
4	2780	Bench, Straight (\$1,348ea)	\$5,392
2	2786	Bench, 90-Degree (\$1,892 ea)	\$3,784
2	2791	Table, 12" Straight (\$1,360 ea)	\$2,720
4	2761	Lounge Chair, Armless, 30-Degree Outside Wedge (\$1,760 ea)	\$7,040
12			\$18,936

Note: Achella ganging connectors not included in pricing examples as shown above.

# ACHELLA MODULAR // DESIGNED BY CHRIS PANICHELLA


## UPHOLSTERY COMBINATIONS:

- » When combining two COM/COV/COL fabrics, or fabrics with the same grade, add \$105 List per unit.
- » When combining three COM/COV/COL fabrics, or fabrics with the same grade, add \$135 List per unit.
- » When combining different grades of fabric, price will be based on the highest grade specified.
- » Two-tone upholstery examples and yardage requirements for the most common combinations are listed below. Additional combinations available, please contact client services for yardage requirements and pricing.
- » Note: Yardage amounts are based on fabric which is plain (i.e. non-directional) and a full 54" wide.
- » Appropriate upholstery code must be included.




**Code AM1**

Model COM Requirement  
2751 Seat Cushion Only = 1<sup>1</sup>/<sub>2</sub> yds.  
Balance of Chair = 2<sup>1</sup>/<sub>4</sub> yds.




**Code AM2**

Model COM Requirement  
2752 Seat Cushion Only = 1<sup>1</sup>/<sub>2</sub> yds.  
2753 Balance of Chair = 3 yds.



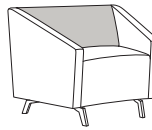
**Code AM3**

Model COM Requirement  
2754 Seat Cushion Only = 1<sup>1</sup>/<sub>2</sub> yds.  
Balance of Chair = 4 yds.




**Code AM4**

Model COM Requirement  
2752 Inside/Outside Back = 1<sup>3</sup>/<sub>4</sub> yds.  
2753 Balance of Chair = 2<sup>3</sup>/<sub>4</sub> yds.




**Code AM5**

Model COM Requirement  
2754 Inside/Outside Back = 1<sup>3</sup>/<sub>4</sub> yds.  
Balance of Chair = 3<sup>3</sup>/<sub>4</sub> yds.



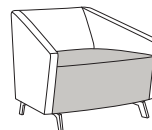
**Code AM6**

Model COM Requirement  
2761 Seat Cushion Only = 1<sup>3</sup>/<sub>4</sub> yds.  
Balance of Chair = 1<sup>1</sup>/<sub>2</sub> yds.




**Code AM7**

Model COM Requirement  
2762 Seat Cushion Only = 1<sup>3</sup>/<sub>4</sub> yds.  
2763 Balance of Chair = 2<sup>1</sup>/<sub>2</sub> yds.




**Code AM8**

Model COM Requirement  
2764 Seat Cushion Only = 1<sup>3</sup>/<sub>4</sub> yds.  
Balance of Chair = 3<sup>1</sup>/<sub>2</sub> yds.



**Code AM9**

Model COM Requirement  
2762 Inside/Outside Back = 1<sup>1</sup>/<sub>2</sub> yds.  
2763 Balance of Chair = 2<sup>3</sup>/<sub>4</sub> yds.




**Code AM10**

Model COM Requirement  
2764 Inside/Outside Back = 1<sup>1</sup>/<sub>2</sub> yds.  
Balance of Chair = 3<sup>3</sup>/<sub>4</sub> yds.



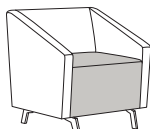
**Code AM11**

Model COM Requirement  
2771 Seat Cushion Only = 1<sup>1</sup>/<sub>2</sub> yds.  
Balance of Chair = 1<sup>3</sup>/<sub>4</sub> yds.




**Code AM12**

Model COM Requirement  
2772 Seat Cushion Only = 1<sup>1</sup>/<sub>4</sub> yds.  
2773 Balance of Chair = 3 yds.




**Code AM13**

Model COM Requirement  
2774 Seat Cushion Only = 1<sup>1</sup>/<sub>4</sub> yds.  
Balance of Chair = 4<sup>1</sup>/<sub>2</sub> yds.



**Code AM14**

Model COM Requirement  
2772 Inside/Outside Back = 1<sup>1</sup>/<sub>2</sub> yds.  
2773 Balance of Chair = 2<sup>3</sup>/<sub>4</sub> yds.




**Code AM15**

Model COM Requirement  
2774 Inside/Outside Back = 1<sup>1</sup>/<sub>2</sub> yds.  
Balance of Chair = 3<sup>1</sup>/<sub>2</sub> yds.

# ACHELLA MODULAR // DESIGNED BY CHRIS PANICHELLA

## UPHOLSTERY COMBINATIONS:


- » When combining two COM/COV/COL fabrics, or fabrics with the same grade, add \$105 List per unit.
- » When combining three COM/COV/COL fabrics, or fabrics with the same grade, add \$135 List per unit.
- » When combining different grades of fabric, price will be based on the highest grade specified.
- » Two-tone upholstery examples and yardage requirements for the most common combinations are listed below. Additional combinations available, please contact client services for yardage requirements and pricing.
- » Note: Yardage amounts are based on fabric which is plain (i.e. non-directional) and a full 54" wide.
- » Appropriate upholstery code must be included.



**Code AM16**

Model COM Requirement

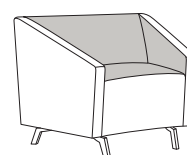
2751 Inside Back/Top of Seat = 1<sup>1</sup>/<sub>2</sub> yds.  
Balance of Chair = 1<sup>3</sup>/<sub>4</sub> yds.



**Code AM17**

Model COM Requirement


2752 Inside Back/Top of Seat/  
2753 Inside Arm = 2<sup>1</sup>/<sub>4</sub> yds.  
Balance of Chair = 2<sup>1</sup>/<sub>4</sub> yds.



**Code AM18**

Model COM Requirement

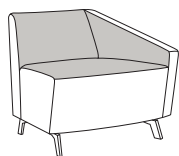
2754 Inside Back/Top of Seat/  
Inside Arm = 2<sup>3</sup>/<sub>4</sub> yds.  
Balance of Chair = 2<sup>1</sup>/<sub>2</sub> yds.



**Code AM19**

Model COM Requirement

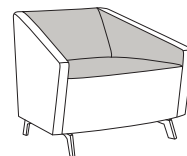
2761 Inside Back/Top of Seat = 1<sup>1</sup>/<sub>2</sub> yds.  
Balance of Chair = 1<sup>3</sup>/<sub>4</sub> yds.



**Code AM20**

Model COM Requirement


2762 Inside Back/Top of Seat/  
2763 Inside Arm = 2 yds.  
Balance of Chair = 2 yds.



**Code AM21**

Model COM Requirement


2764 Inside Back/Top of Seat/  
Inside Arm = 2<sup>1</sup>/<sub>2</sub> yds.  
Balance of Chair = 2<sup>1</sup>/<sub>2</sub> yds.



**Code AM22**

Model COM Requirement

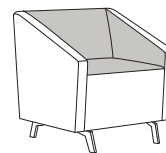
2771 Inside Back/Top of Seat = 1 yd.  
Balance of Chair = 1<sup>3</sup>/<sub>4</sub> yds.



**Code AM23**

Model COM Requirement


2772 Inside Back/Top of Seat/  
2773 Inside Arm = 1<sup>1</sup>/<sub>2</sub> yds.  
Balance of Chair = 1<sup>3</sup>/<sub>4</sub> yds.



**Code AM24**

Model COM Requirement


2774 Inside Back/Top of Seat/  
Inside Arm = 2 yds.  
Balance of Chair = 2<sup>1</sup>/<sub>4</sub> yds.



**Code AH1**

Model COM Requirement


2751-H Seat Cushion Only = 1<sup>1</sup>/<sub>2</sub> yds.  
Balance of Chair = 2<sup>1</sup>/<sub>4</sub> yds.



**Code AH2**

Model COM Requirement

2752-H Seat Cushion Only = 1<sup>1</sup>/<sub>2</sub> yds.  
2753-H Balance of Chair = 3<sup>1</sup>/<sub>2</sub> yds.



**Code AH3**


Model COM Requirement

2754-H Seat Cushion Only = 1<sup>1</sup>/<sub>2</sub> yds.  
Balance of Chair = 4<sup>1</sup>/<sub>2</sub> yds.


# ACHELLA MODULAR // DESIGNED BY CHRIS PANICHELLA

## UPHOLSTERY COMBINATIONS:


- » When combining two COM/COV/COL fabrics, or fabrics with the same grade, add \$105 List per unit.
- » When combining three COM/COV/COL fabrics, or fabrics with the same grade, add \$135 List per unit.
- » When combining different grades of fabric, price will be based on the highest grade specified.
- » Two-tone upholstery examples and yardage requirements for the most common combinations are listed below. Additional combinations available, please contact client services for yardage requirements and pricing.
- » Note: Yardage amounts are based on fabric which is plain (i.e. non-directional) and a full 54" wide.
- » Appropriate upholstery code must be included.




**Code** AH4  
**Model** COM Requirement  
 2752-H Inside/Outside Back = 2<sup>1</sup>/<sub>4</sub> yds.  
 2753-H Balance of Chair = 2<sup>3</sup>/<sub>4</sub> yds.




**Code** AH5  
**Model** COM Requirement  
 2754-H Inside/Outside Back = 2<sup>1</sup>/<sub>4</sub> yds.  
 Balance of Chair = 4 yds.




**Code** AH6  
**Model** COM Requirement  
 2761-H Seat Cushion Only = 1<sup>3</sup>/<sub>4</sub> yds.  
 Balance of Chair = 1<sup>3</sup>/<sub>4</sub> yds.




**Code** AH7  
**Model** COM Requirement  
 2762-H Seat Cushion Only = 1<sup>3</sup>/<sub>4</sub> yds.  
 2763-H Balance of Chair = 2<sup>3</sup>/<sub>4</sub> yds.




**Code** AH8  
**Model** COM Requirement  
 2764-H Seat Cushion Only = 1<sup>3</sup>/<sub>4</sub> yds.  
 Balance of Chair = 4 yds.




**Code** AH9  
**Model** COM Requirement  
 2762-H Inside/Outside Back = 1<sup>3</sup>/<sub>4</sub> yds.  
 2763-H Balance of Chair = 2<sup>3</sup>/<sub>4</sub> yds.




**Code** AH10  
**Model** COM Requirement  
 2764-H Inside/Outside Back = 1<sup>3</sup>/<sub>4</sub> yds.  
 Balance of Chair = 3<sup>3</sup>/<sub>4</sub> yds.




**Code** AH11  
**Model** COM Requirement  
 2771-H Seat Cushion Only = 1<sup>1</sup>/<sub>4</sub> yds.  
 Balance of Chair = 1<sup>3</sup>/<sub>4</sub> yds.




**Code** AH12  
**Model** COM Requirement  
 2772-H Seat Cushion Only = 1<sup>1</sup>/<sub>2</sub> yds.  
 2773-H Balance of Chair = 3 yds.



**Code** AH13  
**Model** COM Requirement  
 2774-H Seat Cushion Only = 1<sup>1</sup>/<sub>2</sub> yds.  
 Balance of Chair = 4 yds.



**Code** AH14  
**Model** COM Requirement  
 2772-H Inside/Outside Back = 1<sup>3</sup>/<sub>4</sub> yds.  
 2773-H Balance of Chair = 2<sup>1</sup>/<sub>2</sub> yds.



**Code** AH15  
**Model** COM Requirement  
 2774-H Inside/Outside Back = 1<sup>3</sup>/<sub>4</sub> yds.  
 Balance of Chair = 3<sup>3</sup>/<sub>4</sub> yds.


# ACHELLA MODULAR // DESIGNED BY CHRIS PANICHELLA

## UPHOLSTERY COMBINATIONS:


- » When combining two COM/COV/COL fabrics, or fabrics with the same grade, add \$105 List per unit.
- » When combining three COM/COV/COL fabrics, or fabrics with the same grade, add \$135 List per unit.
- » When combining different grades of fabric, price will be based on the highest grade specified.
- » Two-tone upholstery examples and yardage requirements for the most common combinations are listed below. Additional combinations available, please contact client services for yardage requirements and pricing.
- » Note: Yardage amounts are based on fabric which is plain (i.e. non-directional) and a full 54" wide.
- » Appropriate upholstery code must be included.



**Code** AH16  
**Model** COM Requirement  
 2751-H Inside Back/Top of Seat = 1<sup>3</sup>/<sub>4</sub> yds.  
 Balance of Chair = 2 yds.




**Code** AH17  
**Model** COM Requirement  
 2752-H Inside Back/Top of Seat/  
 2753-H Inside Arm = 2<sup>1</sup>/<sub>2</sub> yds.  
 Balance of Chair = 2<sup>3</sup>/<sub>4</sub> yds.




**Code** AH18  
**Model** COM Requirement  
 2754-H Inside Back/Top of Seat/  
 Inside Arm = 3<sup>1</sup>/<sub>4</sub> yds.  
 Balance of Chair = 3<sup>1</sup>/<sub>2</sub> yds.



**Code** AH19  
**Model** COM Requirement  
 2761-H Inside Back/Top of Seat = 1<sup>3</sup>/<sub>4</sub> yds.  
 Balance of Chair = 2 yds.




**Code** AH20  
**Model** COM Requirement  
 2762-H Inside Back/Top of Seat/  
 2763-H Inside Arm = 2<sup>1</sup>/<sub>4</sub> yds.  
 Balance of Chair = 2<sup>1</sup>/<sub>2</sub> yds.



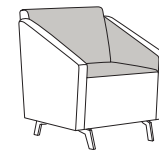
**Code** AH21  
**Model** COM Requirement  
 2764-H Inside Back/Top of Seat/  
 Inside Arm = 2<sup>3</sup>/<sub>4</sub> yds.  
 Balance of Chair = 3<sup>1</sup>/<sub>4</sub> yds.



**Code** AH22  
**Model** COM Requirement  
 2771-H Inside Back/Top of Seat = 1 yd.  
 Balance of Chair = 1<sup>3</sup>/<sub>4</sub> yds.



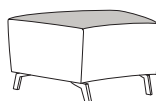
**Code** AH23  
**Model** COM Requirement  
 2772 Inside Back/Top of Seat/  
 2773 Inside Arm = 1<sup>1</sup>/<sub>2</sub> yds.  
 Balance of Chair = 2<sup>1</sup>/<sub>4</sub> yds.



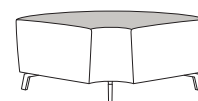
**Code** AH24  
**Model** COM Requirement  
 2774-H Inside Back/Top of Seat/  
 Inside Arm = 2 yds.  
 Balance of Chair = 3<sup>1</sup>/<sub>4</sub> yds.



**Code** AM25  
**Model** COM Requirement  
 2780 Top of Seat = 1 yd.  
 Balance of Seat = 1 yd.



**Code** AM26  
**Model** COM Requirement  
 2785 Top of Seat = 1 yd.  
 Balance of Seat = 1<sup>1</sup>/<sub>2</sub> yd.



**Code** AM27  
**Model** COM Requirement  
 2786 Top of Seat = 1 yd.  
 Balance of Seat = 1<sup>1</sup>/<sub>2</sub> yd.