

OVATE® LOUNGE // DESIGNED BY CHRIS PANICHELLA

Please note that effective April 1st, 2025, a 4.5% tariff surcharge will be applied to the net subtotal on all orders.



PRODUCT FEATURES/SPECIFICATIONS:

- » Arm and armless models feature wood platform base in beech, walnut and white oak.
- » All standard and custom wood finishes available.
- » Premium wood finish upcharge applies to the following wood finishes. Refer to options section for pricing.
 - Super Matte Sable Beech
 - Alabaster Oak
 - Super Matte Sable Oak
- » For custom wood finishes, please add one-time upcharge of \$472 List per color per order.
- » Platform base features 7" height clearance for floor maintenance ease.
- » Maximum weight capacity is 350 lbs. for lounge chairs, 700 lbs. for love seats and 1000 lbs. for sofas.
- » All dimensions are nominal.


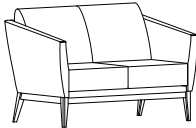
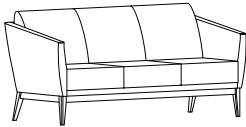
ORDERING REQUIREMENTS:

- » Model number
- » Base wood species
- » Base wood finish
- » Upholstery selection
- » Options, as applicable

OVATE® LOUNGE // DESIGNED BY CHRIS PANICHELLA

ORDERING REQUIREMENTS:

- » Model number
- » Base wood species
- » Base wood finish
- » Upholstery selection
- » Options, as applicable



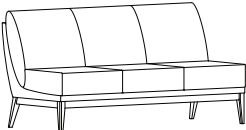
MODEL NUMBER	PRODUCT SPECIFICATIONS	FABRIC GRADES											LEATHER				
		WOOD SPECIES	COM	A	1	2	COL					3	4	5	6	7	8
5301 	Lounge Chair W 30 D 31 ¹ / ₄ H 35 ¹ / ₂ Seat Height 18 Inside Seat Width 23 Inside Seat Depth 19 ¹ / ₂ Arm Height 29 5 yds. 67 lbs. COL 100 sq. ft.	Beech and White Oak	2473	2778	2933	3028	3178	3348	3503	3663	3808	3983	4703	5253			
		Walnut	2636	2941	3096	3191	3341	3511	3666	3826	3971	4146	4866	5416			
5302 	Love Seat W 52 D 31 ¹ / ₄ H 35 ¹ / ₂ Seat Height 18 Inside Seat Width 45 Inside Seat Depth 19 ¹ / ₂ Arm Height 29 6 ¹ / ₂ yds. 100 lbs. COL 130 sq. ft.	Beech and White Oak	3378	3775	3976	4100	4295	4516	4717	4925	5114	5341	6277	6992			
		Walnut	3603	4000	4201	4325	4520	4741	4942	5150	5339	5566	6502	7217			
5303 	Sofa W 74 D 31 ¹ / ₄ H 35 ¹ / ₂ Seat Height 18 Inside Seat Width 67 Inside Seat Depth 19 ¹ / ₂ Arm Height 29 7 ³ / ₄ yds. 133 lbs. COL 155 sq. ft.	Beech and White Oak	4480	4953	5193	5341	5573	5837	6077	6325	6550	6821	7937	8789			
		Walnut	4777	5250	5490	5638	5870	6134	6374	6622	6847	7118	8234	9086			

OPTIONS		
-PFW03	Premium Wood Finish	30
-NS04	Non-Skid Glides	25

OVATE® LOUNGE // DESIGNED BY CHRIS PANICHELLA

ORDERING REQUIREMENTS:

- » Model number
- » Base wood species
- » Base wood finish
- » Upholstery selection
- » Options, as applicable


MODEL NUMBER	PRODUCT SPECIFICATIONS	FABRIC GRADES											LEATHER	
		WOOD SPECIES	COM	A	1	2	COL		3	4	5	6	7	8
5311 	Armless Lounge Chair W 22 ¹ / ₂ D 31 ¹ / ₄ H 35 ¹ / ₂ Seat Height 18 Inside Seat Width 22 ¹ / ₂ Inside Seat Depth 19 ¹ / ₂ 3 yds. 43 lbs. COL 60 sq. ft.	Beech and White Oak	2165	2348	2441	2498	2588	2690	2783	2879	2966	3071	3503	3833
		Walnut	2309	2492	2585	2642	2732	2834	2927	3023	3110	3215	3647	3977
5312 	Armless Love Seat W 44 ¹ / ₂ D 31 ¹ / ₄ H 35 ¹ / ₂ Seat Height 18 Inside Seat Width 44 ¹ / ₂ Inside Seat Depth 19 ¹ / ₂ 4 ¹ / ₂ yds. 75 lbs. COL 90 sq. ft.	Beech and White Oak	3104	3379	3518	3604	3739	3892	4031	4175	4306	4463	5111	5606
		Walnut	3310	3585	3724	3810	3945	4098	4237	4381	4512	4669	5317	5812
5313 	Armless Sofa W 66 ¹ / ₂ D 31 ¹ / ₄ H 35 ¹ / ₂ Seat Height 18 Inside Seat Width 66 ¹ / ₂ Inside Seat Depth 19 ¹ / ₂ 5 ³ / ₄ yds. 108 lbs. COL 115 sq. ft.	Beech and White Oak	4185	4536	4714	4824	4996	5192	5370	5554	5721	5922	6750	7382
		Walnut	4464	4815	4993	5103	5275	5471	5649	5833	6000	6201	7029	7661

OPTIONS		
-PFW03	Premium Wood Finish	30
-NS04	Non-Skid Glides	25

OVATE® LOUNGE // DESIGNED BY CHRIS PANICHELLA


UPHOLSTERY COMBINATIONS:

- » When combining two COM/COV/COL fabrics, or fabrics with the same grade, add \$105 List per unit.
- » When combining three COM/COV/COL fabrics, or fabrics with the same grade, add \$135 List per unit.
- » When combining different grades of fabric, price will be based on the highest grade specified.
- » Two-tone upholstery examples and yardage requirements for the most common combinations are listed below. Additional combinations available, please contact client services for yardage requirements and pricing.
- » Note: Yardage amounts are based on fabric which is plain (i.e. non-directional) and a full 54" wide.
- » Appropriate upholstery code must be included.



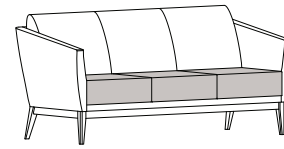
Code OV1

Model COM Requirement
5301 Seat Cushion Only = 1 yd.
Balance of Chair = 4³/₄ yds.




Code OV2

Model COM Requirement
5302 Seat Cushion Only = 1¹/₂ yds.
Balance of Love Seat = 5¹/₂ yds.



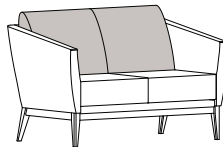
Code OV3

Model COM Requirement
5303 Seat Cushion Only = 2 yds.
Balance of Sofa = 6¹/₂ yds.



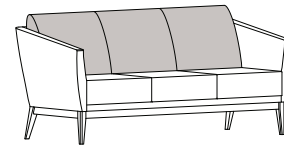
Code OV4

Model COM Requirement
5301 Back Cushion Only = 1¹/₄ yds.
Balance of Chair = 4¹/₂ yds.




Code OV5

Model COM Requirement
5302 Back Cushion Only = 2 yds.
Balance of Love Seat = 5¹/₄ yds.



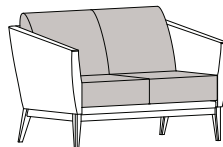
Code OV6

Model COM Requirement
5303 Back Cushion Only = 2¹/₂ yds.
Balance of Sofa = 6¹/₄ yds.



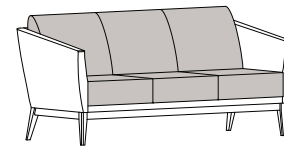
Code OV7

Model COM Requirement
5301 Back/Seat Cushion Only = 1³/₄ yds.
Balance of Chair = 3³/₄ yds.




Code OV8

Model COM Requirement
5302 Back/Seat Cushion Only = 3 yds.
Balance of Love Seat = 4¹/₂ yds.



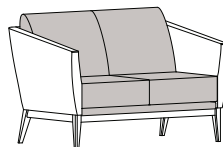
Code OV9

Model COM Requirement
5303 Back/Seat Cushion Only = 4 yds.
Balance of Sofa = 4²/₄ yds.




Code OV10

Model COM Requirement
5301 Back/Seat Cushion/Trim = 2 yds.
Balance of Chair = 3³/₄ yds.



Code OV11

Model COM Requirement
5302 Back/Seat Cushion/Trim = 3 yds.
Balance of Love Seat = 4¹/₂ yds.



Code OV12

Model COM Requirement
5303 Back/Seat Cushion/Trim = 4¹/₄ yds.
Balance of Sofa = 4³/₄ yds.


OVATE® LOUNGE // DESIGNED BY CHRIS PANICHELLA

UPHOLSTERY COMBINATIONS:


- » When combining two COM/COV/COL fabrics, or fabrics with the same grade, add \$105 List per unit.
- » When combining three COM/COV/COL fabrics, or fabrics with the same grade, add \$135 List per unit.
- » When combining different grades of fabric, price will be based on the highest grade specified.
- » Two-tone upholstery examples and yardage requirements for the most common combinations are listed below. Additional combinations available, please contact client services for yardage requirements and pricing.
- » Note: Yardage amounts are based on fabric which is plain (i.e. non-directional) and a full 54" wide.
- » Appropriate upholstery code must be included.



Code OV13
Model COM Requirement
 5311 Upholstered Frame = 1¹/₄ yds.
 Balance of Chair = 1³/₄ yds.



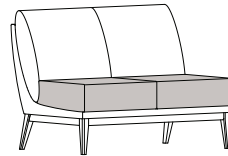
Code OV14
Model COM Requirement
 5312 Upholstered Frame = 1¹/₂ yds.
 Balance of Love Seat = 3 yds.



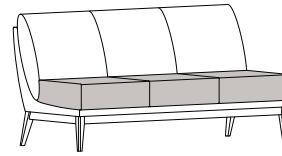
Code OV15
Model COM Requirement
 5313 Upholstered Frame = 2 yds.
 Balance of Sofa = 4 yds.



Code OV16
Model COM Requirement
 5311 Seat Cushion Only = 1 yd.
 Balance of Chair = 2¹/₄ yds.



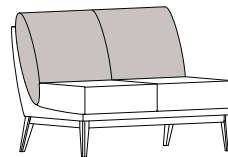
Code OV17
Model COM Requirement
 5312 Seat Cushion Only = 1¹/₂ yds.
 Balance of Love Seat = 3 yds.



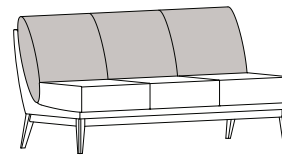
Code OV18
Model COM Requirement
 5313 Seat Cushion Only = 2 yds.
 Balance of Sofa = 4 yds.



Code OV19
Model COM Requirement
 5311 Back Cushion Only = 1¹/₄ yds.
 Balance of Chair = 2 yds.



Code OV20
Model COM Requirement
 5312 Back Cushion Only = 2 yds.
 Balance of Love Seat = 3 yds.



Code OV21
Model COM Requirement
 5313 Back Cushion Only = 2¹/₂ yds.
 Balance of Sofa = 4 yds.