

TALINA LOUNGE // DESIGNED BY CLAUDIO BELLINI STUDIO

Please note that effective April 1st, 2025, a 4.5% tariff surcharge will be applied to the net subtotal on all orders.



PRODUCT FEATURES:

- » Lounge and love seat models with elliptical tube metal frame.
- » Metal frame available in standard and premium finish selections. See below for options.
- » Maximum weight capacity is 275 lbs. for lounge chair and 550 lbs. for love seat.
- » All dimensions are nominal.

STANDARD METAL FRAME FINISHES:

- » 0405 Charcoal Grey
- » 0535 Metallic Silver
- » 0630 Satin Black

PREMIUM METAL FRAME FINISHES:

- » 0605 Matte Black
- » 0705 Matte Cotton
- » 0788 Glossy Cotton
- » 0805 Oasis
- » 0905 Mint
- » 1005 Mercury
- » 1105 Canary
- » 1205 Stone
- » 1305 Sage
- » 1405 Ice Blue
- » 1505 Clay


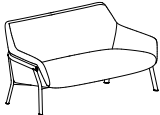
ORDERING REQUIREMENTS:

- » Model number
- » Metal frame finish
- » Upholstery selection
- » Options, as applicable

TALINA LOUNGE // DESIGNED BY CLAUDIO BELLINI STUDIO

ORDERING REQUIREMENTS:

- » Model number
- » Metal frame finish
- » Upholstery selection
- » Options, as applicable

MODEL NUMBER	PRODUCT SPECIFICATIONS	FABRIC GRADES										LEATHER	
		COM	A	1	2	COL		3	4	5	6	7	8
2504.11.01 	Lounge Chair W 30 D 30 H 32 Seat Height 16 ¹ / ₂ Inside Seat Width 21 Inside Seat Depth 21 4 yds. 48 lbs. COL 80 sq. ft.	2491	2735	2859	2935	3055	3191	3315	3443	3559	3699	4275	4715
2504.11.02 	Love Seat W 60 D 30 H 32 Seat Height 16 ¹ / ₂ Inside Seat Width 51 Inside Seat Depth 21 6 yds. 76 lbs. COL 120 sq. ft.	3721	4087	4273	4387	4567	4771	4957	5149	5323	5533	6397	7057

OPTIONS

-PFM02	Premium Metal Finish	101
-NS04	Non-Skid Glides	25

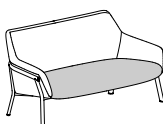
TALINA LOUNGE // DESIGNED BY CLAUDIO BELLINI STUDIO

UPHOLSTERY COMBINATIONS:

- » When combining two COM/COV/COL fabrics, or fabrics with the same grade, add \$105 List per unit.
- » When combining different grades of fabric, price will be based on the highest grade specified.
- » Two-tone upholstery examples and yardage requirements for the most common combinations are listed below. Additional combinations available, please contact client services for yardage requirements and pricing.
- » Note: Yardage amounts are based on fabric which is plain (i.e. non-directional) and a full 54" wide.
- » Appropriate upholstery code must be included.



Code	TA1
<u>Models</u>	<u>COM Requirement</u>
2504.01.11	Seat Cushion = 1 ³ / ₄ yds. Balance of Chair = 2 ¹ / ₄ yds.



Code	TA2
<u>Models</u>	<u>COM Requirement</u>
2504.11.02	Seat Cushion = 2 ¹ / ₂ yds. Balance of Chair = 3 ¹ / ₂ yds.