

UPTOWN SOCIAL LOUNGE + MODULAR //

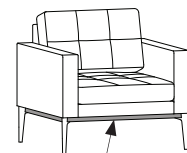
DESIGNED BY CHRIS AND JON PANICHELLA

Please note that effective April 1st, 2025, a 4.5% tariff surcharge will be applied to the net subtotal on all orders.



PRODUCT FEATURES:

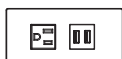
- » Arm and armless lounge, love seat, sofa and chaise models available individually or in modular combinations with integrated tables and/or benches.
- » 4" and 7" arm widths available on lounge, love seat and sofa models. Chaise lounge available with 4" arm width only.
- » Back and seat cushions are removable for cleaning or replacement purposes.
- » Integrated tables feature upholstered body and three top surface options: veneer, laminate and Corian.
- » Stand-alone tables available in all wood or with upholstered body.
- » Die-cast aluminum legs feature adjustable glides for leveling purposes.
- » Maximum weight capacity is 350 lbs. for lounge chairs, 700 lbs. for love seats and chaise models, and 1000 lbs. for sofas.
- » Optional wood trim is featured on all sides below the seat or table frame. Available in walnut and white oak, in all standard and custom finishes, please refer to individual pages for applicable upcharge.
- » Tufted stitching detail available on back and seat cushion, please refer to individual pages for applicable upcharge.
- » **The application of softer foam, together with inherent stretch properties among fabrics, may create varying degrees of comfort wrinkles on seat and/or back cushions.**
- » All dimensions are nominal.



optional wood trim shown with tufting stitch detail

SEATING POWER UNITS:


- » Available on front or side of arms. Specify left or right, as seated.
- » Standard placement for seating units is depicted below. For placement elsewhere, please contact client services.
- » Black or white finish with 120" electrical cord (no hardwire option available for this series).
- » UL listed.




PX1
5¹/₄" W x 2¹/₂" D
One outlet, one USB-A and one USB-C charging port



PX2
6⁵/₈" W x 2¹/₂" D
Two outlets, one USB-A and one USB-C charging port



front of arm placement is 3" from the bottom of the frame, centered vertically



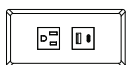
side of arm placement is 3" both vertically and horizontally from the bottom of the frame

UPTOWN SOCIAL LOUNGE + MODULAR //

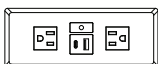
DESIGNED BY CHRIS AND JON PANICHELLA

TABLE POWER UNITS:

- » Available on all table tops.
- » Unit will be positioned in the center of integrated tables, 5" from the rear, as standard, unless otherwise specified.
- » Black or white finish with 120" electrical cord (no hardwire option available for this series).
- » UL listed.



PX3
5⁷/₈" W x 2⁷/₈" D
One outlet, one USB-A and one USB-C charging port



PX4
7¹/₄" W x 2⁷/₈" D
Two outlets, one USB-A and one USB-C charging port

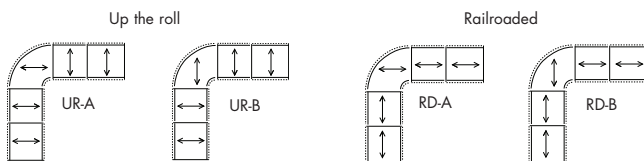
MODULAR ARRANGEMENTS:

- » Optional ganging bracket connects two units together.
- » **Note: Please include layout drawings or sketch with order.**
- » Field assembly required.



SPECIFICATIONS:

- » Upholstery direction must be specified on corner units when patterned fabrics are selected. In the absence of specific instructions, Arcadia reserves the right to upholster units at our discretion.



- » Optional wood arm cap offered in walnut or white oak, as well as Corian.
- » Integrated table tops available in walnut and white oak veneer, laminate or Corian (body is always upholstered).
- » For integrated tables with veneer, standard wood grain or solid black laminate, edge finish will always match top finish color, unless otherwise specified. All other solid color laminates, edge will be natural exposed plywood with a clear coat finish as standard, unless otherwise specified.
- » Stand-alone tables available with upholstered body, or as follows:
 - Walnut or white oak veneer top with matching veneer body as standard, unless otherwise specified.
 - Laminate top with laminate body as standard, unless otherwise specified.
 - Corian top with veneer or laminate body. **Wood species and finish selection must be specified.**
- » For Alabaster and Super Matte Sable Oak, premium wood finish upcharge applies. Refer to options section for pricing.
- » For custom wood finishes to tables, wood trim and/or pull-up table, please add one-time upcharge of \$472 List per color per order.
- » For custom laminates, add \$590 List per color per order. Pre-approval required, please contact client services.
- » For Corian top, specify "-CO" next to model number. For all wood tables, Corian is affixed to top surface increasing overall table height by 1/2". Additionally, a 1/8" reveal will be present. When specified with upholstered sides, Corian top will increase overall table height by 1/4".
- » Die-cast aluminum legs available in standard and premium finishes, options listed below.

STANDARD METAL BASE FINISHES:

- » 0299 Polished Aluminum
- » 0405 Charcoal Grey
- » 0535 Metallic Silver
- » 0630 Satin Black

PREMIUM METAL BASE FINISHES:

- » 0605 Matte Black
- » 0705 Matte Cotton
- » 0788 Glossy Cotton
- » 0805 Oasis
- » 0905 Mint
- » 1005 Mercury
- » 1105 Canary
- » 1205 Stone
- » 1305 Sage
- » 1405 Ice Blue
- » 1505 Clay

UPTOWN SOCIAL LOUNGE + MODULAR //

DESIGNED BY CHRIS AND JON PANICHELLA

CORIAN® COLORS:

- » **CWN Designer White**
- » **CLN Linen**
- » **CTD Witch Hazel**
- » **CRC Rain Cloud**
- » **CGQ Grey Onyx**
- » **CSQ Stonique**

ORDERING REQUIREMENTS:


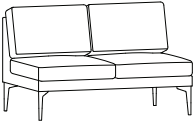
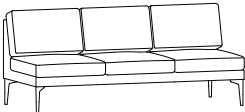
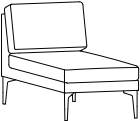
- » **Model number**
- » **Metal leg finish**
- » **Upholstery selection**
- » **Options, as applicable**

UPTOWN SOCIAL LOUNGE + MODULAR //

DESIGNED BY CHRIS AND JON PANICHELLA


ORDERING REQUIREMENTS:

- » Model number
- » Metal leg finish
- » Upholstery selection
- » Options, as applicable

MODEL NUMBER	PRODUCT SPECIFICATIONS	FABRIC GRADES										LEATHER	
		COM	A	1	2	COL 3	4	5	6	7	8	L1	L2
5101	 Lounge Chair, Armless W 25 D 31 ³ / ₄ H 31 Seat Height 17 ¹ / ₄ Inside Seat Width 25 Inside Seat Depth 22 3 ¹ / ₂ yds. 42 lbs. COL 70 sq. ft.	2058	2272	2380	2447	2552	2671	2779	2891	2993	3115	3619	4004
5102	 Love Seat, Armless W 50 D 31 ³ / ₄ H 31 Seat Height 17 ¹ / ₄ Inside Seat Width 50 Inside Seat Depth 22 5 ³ / ₄ yds. 62 lbs. COL 115 sq. ft.	2867	3218	3396	3506	3678	3874	4052	4236	4403	4604	5432	6064
5103	 Sofa, Armless W 75 D 31 ³ / ₄ H 31 Seat Height 17 ¹ / ₄ Inside Seat Width 75 Inside Seat Depth 22 9 yds. 97 lbs. COL 180 sq. ft.	4238	4787	5066	5237	5507	5813	6092	6380	6641	6956	8252	9242
5105	 Chaise Lounge, Armless W 25 D 57 ³ / ₄ H 31 Seat Height 17 ¹ / ₄ Inside Seat Width 25 Inside Seat Depth 47 5 ³ / ₄ yds. 61 lbs. COL 115 sq. ft. To add single arms, please refer to page 9	2552	2903	3081	3191	3363	3559	3737	3921	4088	4289	5117	5749

OPTIONS

-WT01	Wood Trim - Lounge Chair	344
-WT02	Wood Trim - Love Seat & Chaise Lounge	479
-WT03	Wood Trim - Sofa	585
-TSB01	Tufted Stitch Detail, Back Cushion (per cushion)	121
-TSS01	Tufted Stitch Detail, Seat Cushion (per cushion)	152
-TSS02	Tufted Stitch Detail, Chaise Lounge Seat Cushion	177
-NS04	Non-Skid Glides	25
-PFM04	Premium Metal Leg Finish	172
-PFW02	Premium Wood Finish, Wood Trim	20
-GC07 (ordered separately)	Ganging Connector	93


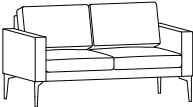
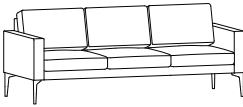
 = Available on quick-ship program (standard finishes only).

UPTOWN SOCIAL LOUNGE + MODULAR //



DESIGNED BY CHRIS AND JON PANICHELLA

ORDERING REQUIREMENTS:

- » Model number
- » Metal leg finish
- » Upholstery selection
- » Options, as applicable

MODEL NUMBER	PRODUCT SPECIFICATIONS	FABRIC GRADES										LEATHER	
		COM	A	1	2	COL 3	4	5	6	7	8	L1	L2
5101-4LR	 Lounge Chair, 4" Arms W 33 D 31 ³ / ₄ H 31 Seat Height 17 ¹ / ₄ Inside Seat Width 25 Inside Seat Depth 22 6 ¹ / ₂ yds. 65 lbs. COL 130 sq. ft.	2703	3100	3301	3425	3620	3841	4042	4250	4439	4666	5602	6317
5102-4LR	 Love Seat, 4" Arms W 58 D 31 ³ / ₄ H 31 Seat Height 17 ¹ / ₄ Inside Seat Width 50 Inside Seat Depth 22 8 ³ / ₄ yds. 95 lbs. COL 175 sq. ft.	3512	4046	4317	4484	4746	5044	5315	5595	5849	6155	7415	8377
5103-4LR	 Sofa, 4" Arms W 83 D 31 ³ / ₄ H 31 Seat Height 17 ¹ / ₄ Inside Seat Width 75 Inside Seat Depth 22 12 yds. 120 lbs. COL 240 sq. ft.	4883	5615	5987	6215	6575	6983	7355	7739	8087	8507	10235	11555

OPTIONS

-WC01	4" Wood Arm Cap, Per Arm	392
-CO05	4" Corian Arm Cap, Per Arm	213
-WT01	Wood Trim - Lounge Chair	344
-WT02	Wood Trim - Love Seat & Chaise Lounge	479
-WT03	Wood Trim - Sofa	585
-TSB01	Tufted Stitch Detail, Back Cushion (per cushion)	121
-TSS01	Tufted Stitch Detail, Seat Cushion (per cushion)	152
-NS04	Non-Skid Glides	25
-PFM04	Premium Metal Leg Finish	172
-PFW01	Premium Wood Finish, Arm Cap (per arm)	10
-PFW02	Premium Wood Finish, Wood Trim	20
-PX1-()	 Power Matrix 1 (one power, one USB-A, one USB-C)	472
-PX2-()	 Power Matrix 2 (dual power, one USB-A, one USB-C)	494
-GC07 (ordered separately)	Ganging Connector	93

Note: For power matrix faceplate, please specify black (-B) or white (-W) finish.


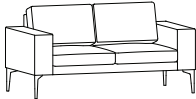
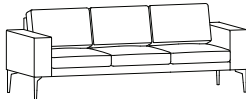
 = Available on quick-ship program (standard finishes only). PX1 and PX2 power unit quick-ship applies to model 5101-4LR only.

UPTOWN SOCIAL LOUNGE + MODULAR //



DESIGNED BY CHRIS AND JON PANICHELLA

ORDERING REQUIREMENTS:

- » Model number
- » Metal leg finish
- » Upholstery selection
- » Options, as applicable

MODEL NUMBER	PRODUCT SPECIFICATIONS	FABRIC GRADES										LEATHER	
		COM	A	1	2	COL 3	4	5	6	7	8	L1	L2
5101-7LR	 Lounge Chair, 7" Arms W 39 D 31 ³ / ₄ H 31 Seat Height 17 ¹ / ₄ Inside Seat Width 25 Inside Seat Depth 22 6 ¹ / ₂ yds. 75 lbs. COL 130 sq. ft.	2762	3159	3360	3484	3679	3900	4101	4309	4498	4725	5661	6376
5102-7LR	 Love Seat, 7" Arms W 64 D 31 ³ / ₄ H 31 Seat Height 17 ¹ / ₄ Inside Seat Width 50 Inside Seat Depth 22 8 ³ / ₄ yds. 105 lbs. COL 175 sq. ft.	3571	4105	4376	4543	4805	5103	5374	5654	5908	6214	7474	8436
5103-7LR	 Sofa, 7" Arms W 89 D 31 ³ / ₄ H 31 Seat Height 17 ¹ / ₄ Inside Seat Width 75 Inside Seat Depth 22 12 yds. 130 lbs. COL 240 sq. ft.	4942	5674	6046	6274	6634	7042	7414	7798	8146	8566	10294	11614

OPTIONS

-WC02	7" Wood Arm Cap, Per Arm	431
-CO06	7" Corian Arm Cap, Per Arm	282
-WT01	Wood Trim - Lounge Chair	344
-WT02	Wood Trim - Love Seat & Chaise Lounge	479
-WT03	Wood Trim - Sofa	585
-TSB01	Tufted Stitch Detail, Back Cushion (per cushion)	121
-TSS01	Tufted Stitch Detail, Seat Cushion (per cushion)	152
-NS04	Non-Skid Glides	25
-PFM04	Premium Metal Leg Finish	172
-PFW01	Premium Wood Finish, Arm Cap (per arm)	10
-PFW02	Premium Wood Finish, Wood Trim	20
-PX1-()	 Power Matrix 1 (one power, one USB-A, one USB-C)	472
-PX2-()	 Power Matrix 2 (dual power, one USB-A, one USB-C)	494
-GC07 (ordered separately)	Ganging Connector	93

Note: For power matrix faceplate, please specify black (-B) or white (-W) finish.

 = Available on quick-ship program (standard finishes only). PX1 and PX2 power unit quick-ship applies to model 5101-7LR only.

UPTOWN SOCIAL LOUNGE + MODULAR //

DESIGNED BY CHRIS AND JON PANICHELLA

ORDERING REQUIREMENTS:

- » Model number
- » Table wood species, as applicable
- » Table wood finish, as applicable
- » Metal leg finish
- » Upholstery selection
- » Options, as applicable

Note: For Corian top, specify '-CO' after model number and add appropriate upcharge.

MODEL NUMBER	PRODUCT SPECIFICATIONS	FABRIC GRADES										LEATHER	
		COM	A	1	2	COL 3	4	5	6	7	8	L1	L2
5104	Corner Unit W 31 D 31 H 31 Seat Height 17 ¹ / ₄ Inside Seat Width 24 ¹ / ₂ Inside Seat Depth 24 ¹ / ₂ 5 ¹ / ₂ yds. 52 lbs. COL 110 sq. ft.	2277	2613	2783	2888	3053	3240	3410	3586	3746	3938	4730	5335
5111-TL (TABLE LEFT) 5111-TR (TABLE RIGHT)	Single Seat Lounge with Table (specify placement as seated) W 50 D 31 ³ / ₄ H 31 Seat Height 17 ¹ / ₄ Inside Seat Width 25 Inside Seat Depth 22 3 ¹ / ₂ yds. 56 lbs. COL 70 sq. ft.	3186	3400	3508	3575	3680	3799	3907	4019	4121	4243	4747	5132
5111-BL (BENCH LEFT) 5111-BR (BENCH RIGHT)	Single Seat Lounge with Bench (specify placement as seated) W 50 D 31 ³ / ₄ H 31 Seat Height 17 ¹ / ₄ Inside Seat Width 25 Inside Seat Depth 22 5 yds. 56 lbs. COL 100 sq. ft.	2758	3063	3218	3313	3463	3633	3788	3948	4093	4268	4988	5538
To add single arms, please refer to page 9													

OPTIONS		
-WT01	Wood Trim, Corner Unit	344
-WT02	Wood Trim, #5111 Models	479
-TSB01	Tufted Stitch Detail, Back Cushion, Single Seat Lounge Units	121
-TSB02	Tufted Stitch Detail, Back Cushion, Corner Unit	177
-TSS01	Tufted Stitch Detail, Seat Cushion (per cushion)	152
-COT03	Corian Table Top - Model #5111TL/TR	1372
-NS04	Non-Skid Glides	25
-PFM04	Premium Metal Leg Finish	172
-PFW02	Premium Wood Finish, Wood Trim	20
-PFW04	Premium Wood Finish, Table Top	40
Table Power Units		
-PX3-()	Power Matrix 3 (one power, one USB-A, one USB-C)	472
-PX4-()	Power Matrix 4 (dual power, one USB-A, one USB-C)	494
-GC07 (ordered separately)	Ganging Connector	93

Note: For power matrix faceplate, please specify black (-B) or white (-W) finish.

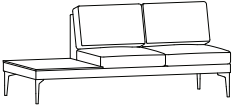
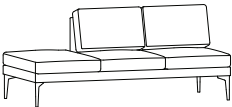
UPTOWN SOCIAL LOUNGE + MODULAR //

DESIGNED BY CHRIS AND JON PANICHELLA

ORDERING REQUIREMENTS:

- » Model number
- » Table wood species, as applicable
- » Table wood finish, as applicable
- » Metal leg finish
- » Upholstery selection
- » Options, as applicable

Note: For Corian top, specify '-CO' after model number and add appropriate upcharge.

MODEL NUMBER	PRODUCT SPECIFICATIONS	FABRIC GRADES										LEATHER	
		COM	A	1	2	COL 3	4	5	6	7	8	L1	L2
5112-TL (TABLE LEFT) 5112-TR (TABLE RIGHT) 	Two-Seat Lounge with Table (specify placement as seated) W 75 D 31 ³ / ₄ H 31 Seat Height 17 ¹ / ₄ Inside Seat Width 75 Inside Seat Depth 22 6 ¹ / ₂ yds. 90 lbs. COL 130 sq. ft.	4049	4446	4647	4771	4966	5187	5388	5596	5785	6012	6948	7663
5112-BL (BENCH LEFT) 5112-BR (BENCH RIGHT) 	Two-Seat Lounge with Bench (specify placement as seated) W 75 D 31 ³ / ₄ H 31 Seat Height 17 ¹ / ₄ Inside Seat Width 75 Inside Seat Depth 22 7 ³ / ₄ yds. 90 lbs. COL 155 sq. ft.	3742	4215	4455	4603	4835	5099	5339	5587	5812	6083	7199	8051
To add single arms, please refer to page 9													

OPTIONS		
-WT03	Wood Trim	585
-TSB01	Tufted Stitch Detail, Back Cushion (per cushion)	121
-TSS01	Tufted Stitch Detail, Seat Cushion (per cushion)	152
-COT03	Corian Table Top - Model #5112TL/TR	1372
-NS04	Non-Skid Glides	25
-PFM04	Premium Metal Leg Finish	172
-PFW02	Premium Wood Finish, Wood Trim	20
-PFW04	Premium Wood Finish, Table Top	40
Table Power Units		
-PX3-()	Power Matrix 3 (one power, one USB-A, one USB-C)	472
-PX4-()	Power Matrix 4 (dual power, one USB-A, one USB-C)	494
-GC07 (ordered separately)	Ganging Connector	93


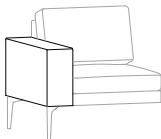
Note: For power matrix faceplate, please specify black (-B) or white (-W) finish.

UPTOWN SOCIAL LOUNGE + MODULAR //

DESIGNED BY CHRIS AND JON PANICHELLA

ORDERING REQUIREMENTS:

- » Model number
- » Upholstery selection
- » Options, as applicable

MODEL NUMBER	PRODUCT SPECIFICATIONS	FABRIC GRADES										LEATHER	
		COM	A	1	2	COL 3	4	5	6	7	8	L1	L2
XXXX-4LA (LEFT ARM) XXXX-4RA (RIGHT ARM)	4" End Arm, specify placement as seated 1 1/2 yds. 12 lbs. COL 30 sq. ft.	324	416	462	491	536	587	633	681	725	777	993	1158
													
XXXX-7LA (LEFT ARM) XXXX-7RA (RIGHT ARM)	7" End Arm, specify placement as seated 1 1/2 yds. 17 lbs. COL 30 sq. ft.	353	445	491	520	565	616	662	710	754	806	1022	1187
													

OPTIONS			
-WC01	4" Wood Arm Cap, Per Arm		392
-C005	4" Corian Arm Cap, Per Arm		213
-WC02	7" Wood Arm Cap, Per Arm		431
-C006	7" Corian Arm Cap, Per Arm		282
-PFW01	Premium Wood Finish, Arm Cap (per arm)		20
-PX1(-)	Power Matrix 1 (one power, one USB-A, one USB-C)		472
-PX2(-)	Power Matrix 2 (dual power, one USB-A, one USB-C)		494

Note: For power matrix faceplate, please specify black (-B) or white (-W) finish.



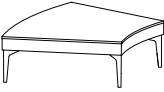
UPTOWN SOCIAL LOUNGE + MODULAR //

DESIGNED BY CHRIS AND JON PANICHELLA

ORDERING REQUIREMENTS:

- » Model number » Metal leg finish
- » Table wood species » Upholstery selection
- » Table wood finish » Options, as applicable

Note: For Corian top, specify '-CO' after model number and add appropriate upcharge. Body is veneer or laminate, finish must be specified.

MODEL NUMBER	PRODUCT SPECIFICATIONS	FABRIC GRADES										LEATHER	
		COM	A	1	2	COL 3	4	5	6	7	8	L1	L2
5115-2531-U	25" Wide Table, Wood Top with Upholstered Body W 25 D 31 H 12 ¹ / ₄ 3/4 yd. 29 lbs. COL 15 sq. ft.	1508	1554	1577	1592	1614	1640	1663	1687	1709	1735	1843	1925
													
5115-3131-U	31" Wide Table, Wood Top with Upholstered Body W 31 D 31 H 12 ¹ / ₄ 1 yd. 31 lbs. COL 20 sq. ft.	1773	1834	1865	1884	1914	1948	1979	2011	2040	2075	2219	2329
													
5116-U	30-Degree Table, Wood Top with Upholstered Body W 31 D 31 H 12 ¹ / ₄ 1 yd. 30 lbs. COL 20 sq. ft.	1675	1736	1767	1786	1816	1850	1881	1913	1942	1977	2121	2231
													

OPTIONS

-WT01	Wood Trim	344
-COT03	Corian Table Top, 25" Wide Table	1372
-COT04	Corian Table Top, 31" Wide Table and 30-Degree Table	1887
-NS04	Non-Skid Glides	25
-PFM04	Premium Metal Leg Finish	172
-PFW02	Premium Wood Finish, Wood Trim	20
-PFW04	Premium Wood Finish, Table Top	40
-PX3-()	Power Matrix 3 (one power, one USB-A, one USB-C)	472
-PX4-()	Power Matrix 4 (dual power, one USB-A, one USB-C)	494
-GC07 (ordered separately)	Ganging Connector	93

Note: For power matrix faceplate, please specify black (-B) or white (-W) finish.

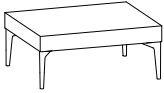

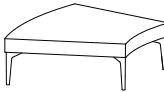
UPTOWN SOCIAL LOUNGE + MODULAR //

DESIGNED BY CHRIS AND JON PANICHELLA

ORDERING REQUIREMENTS:

- » Model number
- » Wood species
- » Wood finish
- » Metal leg finish
- » Options, as applicable

Note: For Corian tops, specify '-CO' after model number and select color. Body is veneer or laminate, finish must be specified.

MODEL NUMBER	PRODUCT SPECIFICATIONS	TABLE TOP FINISH	
		VENEER OR LAMINATE	CORIAN (-CO)
5115-2531-W 	25" Wide Table, Wood Top & Body W 25 D 31 H 12 ¹ / ₄ 29 lbs.	1732	3104
5115-3131-W 	31" Wide Table, Wood Top & Body W 31 D 31 H 12 ¹ / ₄ 31 lbs.	1949	3836
5116-W 	30-Degree Table, Wood Top & Body W 31 D 31 H 12 ¹ / ₄ 30 lbs.	1949	3836


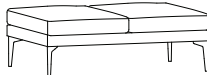
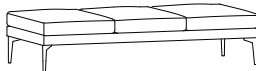
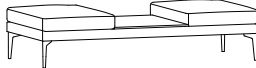
OPTIONS		
-WT01	Wood Trim	344
-NS04	Non-Skid Glides	25
-PFM04	Premium Metal Leg Finish	172
-PFW02	Premium Wood Finish, Wood Trim	20
-PFW04	Premium Wood Finish, Table Top	40
-PX3-()	Power Matrix 3 (one power, one USB-A, one USB-C)	472
-PX4-()	Power Matrix 4 (dual power, one USB-A, one USB-C)	494
-GC07 (ordered separately)	Ganging Connector	93

Note: For power matrix faceplate, please specify black (-B) or white (-W) finish.

ORDERING REQUIREMENTS:

- | | |
|-------------------------------------|--------------------------|
| » Model number | » Metal leg finish |
| » Table wood species, as applicable | » Upholstery selection |
| » Table wood finish, as applicable | » Options, as applicable |

Note: For Corian top, specify '-CO' after model number and add appropriate upcharge.

MODEL NUMBER	PRODUCT SPECIFICATIONS	FABRIC GRADES									LEATHER		
		COM	A	1	2	COL 3	4	5	6	7	8	L1	L2
5121	 Single Seat Modular Bench W 25 D 31 ³ / ₄ H 17 ¹ / ₄ 2 yds. 30 lbs. COL 40 sq. ft.	1695	1817	1879	1917	1977	2045	2107	2171	2229	2299	2587	2807
5122	 Two-Seat Modular Bench W 50 D 31 ³ / ₄ H 17 ¹ / ₄ 3 ¹ / ₂ yds. 49 lbs. COL 70 sq. ft.	2213	2427	2535	2602	2707	2826	2934	3046	3148	3270	3774	4159
5123	 Three-Seat Modular Bench W 75 D 31 ³ / ₄ H 17 ¹ / ₄ 5 ¹ / ₄ yds. 83 lbs. COL 105 sq. ft.	3182	3503	3665	3765	3923	4101	4264	4432	4584	4768	5524	6101
5124	 Two-Seat Modular Bench with Integrated Center Table W 75 D 31 ³ / ₄ H 17 ¹ / ₄ 3 ³ / ₄ yds. 78 lbs. COL 75 sq. ft.	3591	3820	3936	4008	4120	4248	4364	4484	4593	4724	5264	5676

OPTIONS

-WT01	Wood Trim - Model #5121	344
-WT02	Wood Trim - Model #5122	479
-WT03	Wood Trim - Models #5123 & #5124	585
-TSS01	Tufted Stitch Detail, Seat Cushion (per cushion)	152
-COT01	Corian Table Top - Model #5124	1145
-NS04	Non-Skid Glides	25
-PFM04	Premium Metal Leg Finish	172
-PFW02	Premium Wood Finish, Wood Trim	20
-PFW04	Premium Wood Finish, Table Top	40
Table Power Units		
-PX3-()	Power Matrix 3 (one power, one USB-A, one USB-C)	472
-PX4-()	Power Matrix 4 (dual power, one USB-A, one USB-C)	494
-GC07 (ordered separately)	Ganging Connector	93

Note: For power matrix faceplate, please specify black (-B) or white (-W) finish.


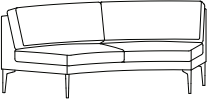


UPTOWN SOCIAL LOUNGE + MODULAR //

DESIGNED BY CHRIS AND JON PANICHELLA

ORDERING REQUIREMENTS:

- » Model number
- » Table wood species, as applicable
- » Table wood finish, as applicable
- » Metal leg finish
- » Upholstery selection
- » Options, as applicable

Note: For Corian top, specify '-CO' after model number and add appropriate upcharge.

MODEL NUMBER	PRODUCT SPECIFICATIONS	FABRIC GRADES										LEATHER	
		COM	A	1	2	COL 3	4	5	6	7	8	L1	L2
5106 	30-Degree Single Seat W 41 D 31 ³ / ₄ H 31 Seat Height 17 ¹ / ₄ Inside Seat Width 25 Inside Seat Depth 22 4 ³ / ₄ yds. 48 lbs. COL 95 sq. ft.	2552	2842	2989	3080	3222	3384	3531	3683	3821	3987	4671	5193
5107 	60-Degree 2-Seat W 79 D 31 ³ / ₄ H 31 Seat Height 17 ¹ / ₄ Inside Seat Width 48 Inside Seat Depth 22 10 ³ / ₄ yds. 69 lbs. COL 215 sq. ft.	4238	4894	5227	5432	5754	6120	6453	6797	7109	7485	9033	10215
5113-TL (TABLE LEFT) 5113-TR (TABLE RIGHT) 	60-Degree Single Seat with Table (specify placement as seated) W 79 D 31 ³ / ₄ H 31 Seat Height 17 ¹ / ₄ Inside Seat Width 25 Inside Seat Depth 22 4 ³ / ₄ yds. 64 lbs. COL 95 sq. ft.	4066	4356	4503	4594	4736	4898	5045	5197	5335	5501	6185	6707
5113-BL (BENCH LEFT) 5113-BR (BENCH RIGHT) 	60-Degree Single Seat with Bench (specify placement as seated) W 79 D 31 ³ / ₄ H 31 Seat Height 17 ¹ / ₄ Inside Seat Width 25 Inside Seat Depth 22 7 ¹ / ₂ yds. 64 lbs. COL 150 sq. ft.	4074	4532	4764	4907	5132	5387	5619	5859	6077	6339	7419	8244
To add single arms, please refer to page 9													

OPTIONS			
-WT01	Wood Trim - Model #5106		344
-WT02	Wood Trim - Model #5107 and #5113's		479
-TSB01	Tufted Stitch Detail, Back Cushion (per cushion)		121
-TSS01	Tufted Stitch Detail, Seat Cushion (per cushion)		152
-COT04	Corian Table Top - Model #5113-TL/TR		1887
-NS04	Non-Skid Glides		25
-PFM04	Premium Metal Leg Finish		172
-PFW02	Premium Wood Finish, Wood Trim		20
-PFW04	Premium Wood Finish, Table Top		40
-GC07 (ordered separately)	Ganging Connector		93
Table Power Units			
-PX3-()	Power Matrix 3 (one power, one USB-A, one USB-C)		472
-PX4-()	Power Matrix 4 (dual power, one USB-A, one USB-C)		494

Note: For power matrix faceplate, please specify black (-B) or white (-W) finish.



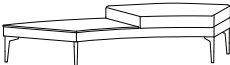
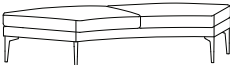
UPTOWN SOCIAL LOUNGE + MODULAR //

DESIGNED BY CHRIS AND JON PANICHELLA

ORDERING REQUIREMENTS:

- » Model number
- » Table wood species, as applicable
- » Table wood finish, as applicable
- » Metal leg finish
- » Upholstery selection
- » Options, as applicable

Note: For Corian top, specify '-CO' after model number and add appropriate upcharge.

MODEL NUMBER	PRODUCT SPECIFICATIONS	FABRIC GRADES										LEATHER	
		COM	A	1	2	COL 3	4	5	6	7	8	L1	L2
5126	30-Degree Single Seat Bench W 41 ¹ / ₂ D 32 H 17 ¹ / ₄ 3 ³ / ₄ yds. 41 lbs. COL 75 sq. ft.	2126	2355	2471	2543	2655	2783	2899	3019	3128	3259	3799	4211
													
5114-TL	60-Degree Bench/Table Combination Table Left, As Seated W 79 D 31 ³ / ₄ H 17 ¹ / ₄ 4 ¹ / ₂ yds. 52 lbs. COL 90 sq. ft.	3602	3877	4016	4102	4237	4390	4529	4673	4804	4961	5609	6104
													
5114-TR	60-Degree Bench/Table Combination Table Right, As Seated W 79 D 31 ³ / ₄ H 17 ¹ / ₄ 4 ¹ / ₂ yds. 52 lbs. COL 90 sq. ft.	3602	3877	4016	4102	4237	4390	4529	4673	4804	4961	5609	6104
													
5127	60-Degree 2-Seat Bench W 79 D 31 ³ / ₄ H 17 ¹ / ₄ 7 ¹ / ₂ yds. 57 lbs. COL 150 sq. ft.	3541	3999	4231	4374	4599	4854	5086	5326	5544	5806	6886	7711
													

OPTIONS

-WT01	Wood Trim - Model #5126	344
-WT02	Wood Trim - Models #5114 & 5127	479
-TSS01	Tufted Stitch Detail, Seat Cushion (per cushion)	152
-COT04	Corian Table Top - Model #5114-TL/TR	1887
-NS04	Non-Skid Glides	25
-PFM04	Premium Metal Leg Finish	172
-PFW02	Premium Wood Finish, Wood Trim	20
-PFW04	Premium Wood Finish, Table Top	40
Table Power Units		
-PX3-()	Power Matrix 3 (one power, one USB-A, one USB-C)	472
-PX4-()	Power Matrix 4 (dual power, one USB-A, one USB-C)	494
-GC07 (ordered separately)	Ganging Connector	93

Note: For power matrix faceplate, please specify black (-B) or white (-W) finish.

UPTOWN SOCIAL LOUNGE + MODULAR //

DESIGNED BY CHRIS AND JON PANICHELLA

ORDERING REQUIREMENTS:

- » Model number
- » Upholstery selection

Note: Pillows are upholstered on both sides, with concealed zipper enclosure.

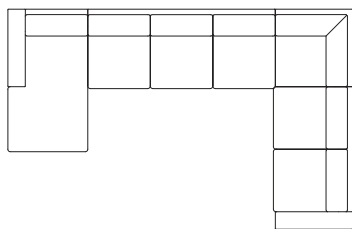
Note: Vinyl, polyurethane and leather upholstery not available.

MODEL NUMBER	PRODUCT SPECIFICATIONS	FABRIC GRADES									
		COM	A	1	2	3	4	5	6	7	8
5118-1616	16" Square Pillow W 16 D 3 H 16 3/4 yd. 1 lb.	161	207	230	245	267	293	316	340	362	388
5118-1818	18" Square Pillow W 18 D 3 H 18 3/4 yd. 1 lb.	167	213	236	251	273	299	322	346	368	394
5118-2020	20" Square Pillow W 20 D 3 H 20 3/4 yd. 1 lb.	176	222	245	260	282	308	331	355	377	403
5118-1018	10" x 18" Rectangle Pillow W 18 D 3 H 10 1/2 yd. 1 lb.	165	196	211	221	236	253	268	284	299	316
5119	6" x 18" Bolster Pillow Dia. 6 L 18 3/4 yd. 1 lb.	209	255	278	293	315	341	364	388	410	436

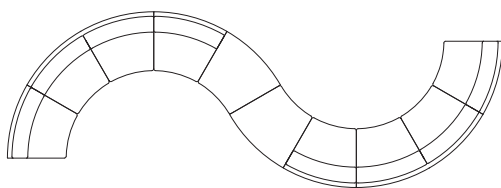
UPTOWN SOCIAL LOUNGE + MODULAR //

DESIGNED BY CHRIS AND JON PANICHELLA

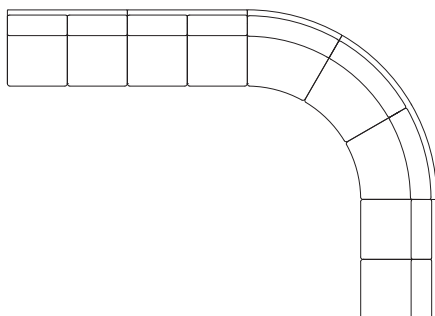
CONFIGURATION EXAMPLES



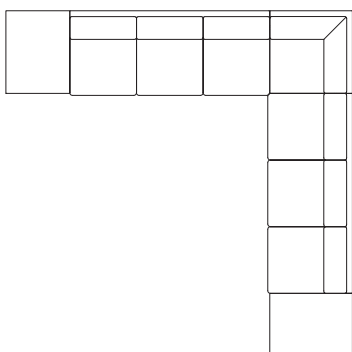
Qty	Model #	Description	COM List
1	5102-4LA	Love Seat, Left Arm (as seated)	\$3,191
1	5104	Corner Unit	\$2,277
1	5103	Armless Sofa	\$4,238
<u>1</u>	5105-4RA	Chaise Lounge, Right Arm (as seated)	<u>\$2,876</u>
4			\$12,582



Qty	Model #	Description	COM List
2	5106	30-Degree Single Seat, Armless (\$2,552 each)	\$5,104
2	5107	60-Degree Two-Seat, Armless (\$4,238 each)	\$8,476
<u>2</u>	5113-TL	60-Degree Lounge/Table Combination (\$4,066 each)	<u>\$8,132</u>
6			\$21,712



Qty	Model #	Description	COM List
3	5102	Armless Love Seat (\$2,867 each)	\$8,601
1	5107	60-Degree Two-Seat, Armless	\$4,238
<u>1</u>	5106	30-Degree Single Seat, Armless	<u>\$2,552</u>
5			\$15,391



Qty	Model #	Description	COM List
2	5115-2531-W	25" Wide Tables (\$1,732 each)	\$3,464
2	5103	Armless Sofa (\$4,238 each)	\$8,476
1	5104	Corner Unit	\$2,277
5			\$14,217

Note: Uptown Social ganging connectors not included in pricing examples as shown above.

UPTOWN SOCIAL LOUNGE + MODULAR //

DESIGNED BY CHRIS AND JON PANICHELLA

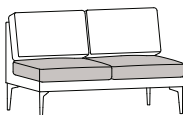
UPHOLSTERY COMBINATIONS:

- » When combining two COM/COV/COL fabrics, or fabrics with the same grade, add \$105 List per unit.
- » When combining three COM/COV/COL fabrics, or fabrics with the same grade, add \$135 List per unit.
- » When combining different grades of fabric, price will be based on the highest grade specified.
- » Two-tone upholstery examples and yardage requirements for the most common combinations are listed below. Additional combinations available, please contact client services for yardage requirements and pricing.
- » Note: Yardage amounts are based on fabric which is plain (i.e. non-directional) and a full 54" wide.
- » Appropriate upholstery code must be included.



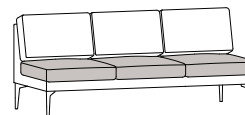
Code US1

Model COM Requirement
5101 Seat Cushion Only = $1\frac{3}{4}$ yds.
Balance of Chair = $2\frac{1}{2}$ yds.



Code US2

Model COM Requirement
5102 Seat Cushion Only = $2\frac{1}{2}$ yds.
Balance of Chair = $3\frac{3}{4}$ yds.




Code US3

Model COM Requirement
5103 Seat Cushion Only = $3\frac{3}{4}$ yds.
Balance of Chair = $5\frac{1}{2}$ yds.



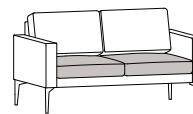
Code US4

Model COM Requirement
5105 Seat Cushion Only = $2\frac{1}{2}$ yds.
Balance of Chair = $2\frac{1}{2}$ yds.



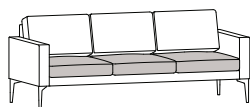
Code US5

Model COM Requirement
5101-4LR Seat Cushion Only = $1\frac{3}{4}$ yds.
Balance of Chair = 4 yds.




Code US6

Model COM Requirement
5102-4LR Seat Cushion Only = $2\frac{1}{2}$ yds.
Balance of Chair = $5\frac{1}{4}$ yds.



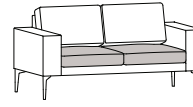
Code US7

Model COM Requirement
5103-4LR Seat Cushion Only = $3\frac{3}{4}$ yds.
Balance of Chair = 7 yds.



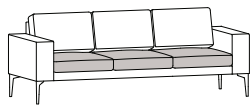
Code US8

Model COM Requirement
5101-7LR Seat Cushion Only = $1\frac{3}{4}$ yds.
Balance of Chair = 4 yds.



Code US9

Model COM Requirement
5102-7LR Seat Cushion Only = $2\frac{1}{2}$ yds.
Balance of Chair = $5\frac{1}{4}$ yds.



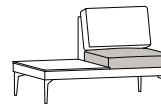
Code US10

Model COM Requirement
5103-7LR Seat Cushion Only = $3\frac{3}{4}$ yds.
Balance of Chair = 7 yds.



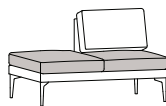
Code US11

Model COM Requirement
5104 Seat Cushion Only = $1\frac{1}{2}$ yds.
Balance of Chair = $4\frac{1}{4}$ yds.



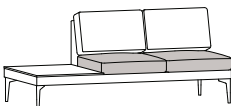
Code US12

Model COM Requirement
5111-TL Seat Cushion Only = $1\frac{3}{4}$ yds.
5111-TR Balance of Chair = $2\frac{3}{4}$ yds.



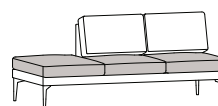
Code US13

Model COM Requirement
5111-BL Seat Cushion Only = 3 yds.
5111-BR Balance of Chair = $2\frac{3}{4}$ yds.



Code US14

Model COM Requirement
5112-TL Seat Cushion Only = $2\frac{1}{2}$ yds.
5112-TR Balance of Chair = $4\frac{1}{4}$ yds.



Code US15

Models COM Requirement
5112-BR Seat Cushion Only = $3\frac{3}{4}$ yds.
5112-BL Balance of Chair = $4\frac{1}{2}$ yds.

UPTOWN SOCIAL LOUNGE + MODULAR //

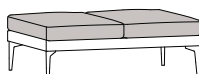
DESIGNED BY CHRIS AND JON PANICHELLA

UPHOLSTERY COMBINATIONS:

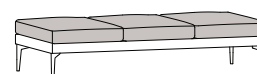
- » When combining two COM/COV/COL fabrics, or fabrics with the same grade, add \$105 List per unit.
- » When combining three COM/COV/COL fabrics, or fabrics with the same grade, add \$135 List per unit.
- » When combining different grades of fabric, price will be based on the highest grade specified.
- » Two-tone upholstery examples and yardage requirements for the most common combinations are listed below. Additional combinations available, please contact client services for yardage requirements and pricing.
- » Note: Yardage amounts are based on fabric which is plain (i.e. non-directional) and a full 54" wide.
- » Appropriate upholstery code must be included.



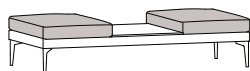
Code **US16**
Model **COM Requirement**
 5121 Seat Cushion Only = 1¹/₂ yds.
 Balance of Chair = 1 yd.



Code **US17**
Model **COM Requirement**
 5122 Seat Cushion Only = 3 yds.
 Balance of Chair = 1¹/₄ yds.



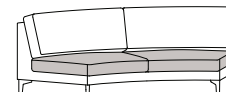
Code **US18**
Models **COM Requirement**
 5123 Seat Cushion Only = 4¹/₄ yds.
 Balance of Chair = 1¹/₂ yds.




Code **US19**
Model **COM Requirement**
 5124 Seat Cushion Only = 3 yds.
 Balance of Chair = 1¹/₂ yds.



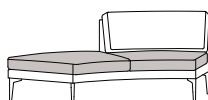
Code **US20**
Model **COM Requirement**
 5106 Seat Cushion Only = 2¹/₄ yds.
 Balance of Chair = 3¹/₄ yds.



Code **US21**
Models **COM Requirement**
 5107 Seat Cushion Only = 4¹/₄ yds.
 Balance of Chair = 6³/₄ yds.



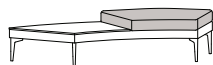
Code **US22**
Model **COM Requirement**
 5113-TL Seat Cushion Only = 3³/₄ yds.
 5113-TR Balance of Chair = 2 yds.



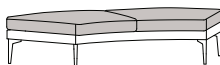
Code **US23**
Model **COM Requirement**
 5113-BL Seat Cushion Only = 4¹/₂ yds.
 5113-BR Balance of Chair = 3³/₄ yds.




Code **US24**
Model **COM Requirement**
 5126 Seat Cushion Only = 3 yds.
 Balance of Bench = 1¹/₄ yds.



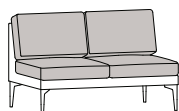
Code **US25**
Model **COM Requirement**
 5114-TL Seat Cushion = 3 yds.
 5114-TR Balance of Bench = 1¹/₂ yds.



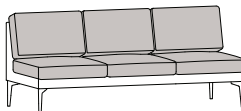
Code **US26**
Model **COM Requirement**
 5127 Seat Cushion = 6¹/₄ yds.
 Balance of Bench = 1¹/₂ yds.



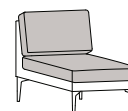
Code **US27**
Model **COM Requirement**
 5101 Back & Seat Cushion = 2¹/₂ yds.
 Balance of Chair = 2 yds.



Code **US28**
Model **COM Requirement**
 5102 Back & Seat Cushion = 3³/₄ yds.
 Balance of Chair = 2³/₄ yds.



Code **US29**
Models **COM Requirement**
 5103 Back & Seat Cushion = 5¹/₄ yds.
 Balance of Chair = 3¹/₂ yds.




Code **US30**
Model **COM Requirement**
 5105 Back & Seat Cushion = 3 yds.
 Balance of Chair = 2¹/₂ yds.

UPTOWN SOCIAL LOUNGE + MODULAR //

DESIGNED BY CHRIS AND JON PANICHELLA

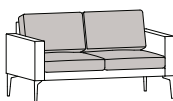
UPHOLSTERY COMBINATIONS:

- » When combining two COM/COV/COL fabrics, or fabrics with the same grade, add \$105 List per unit.
- » When combining three COM/COV/COL fabrics, or fabrics with the same grade, add \$135 List per unit.
- » When combining different grades of fabric, price will be based on the highest grade specified.
- » Two-tone upholstery examples and yardage requirements for the most common combinations are listed below. Additional combinations available, please contact client services for yardage requirements and pricing.
- » Note: Yardage amounts are based on fabric which is plain (i.e. non-directional) and a full 54" wide.
- » Appropriate upholstery code must be included.



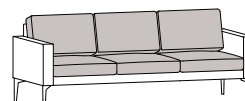
Code US31

Model	COM Requirement
5101-4LR	Back & Seat Cushion = $2\frac{1}{2}$ yds. Balance of Chair = $3\frac{1}{2}$ yds.




Code US32

Models	COM Requirement
5102-4LR	Back & Seat Cushion = $3\frac{3}{4}$ yds. Balance of Chair = $4\frac{1}{4}$ yds.



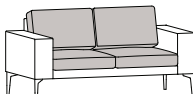
Code US33

Model	COM Requirement
5103-4LR	Back & Seat Cushion = $5\frac{1}{4}$ yds. Balance of Chair = 5 yds.



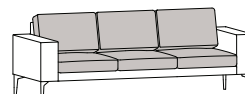
Code US34

Model	COM Requirement
5101-7LR	Back & Seat Cushion = $2\frac{1}{2}$ yds. Balance of Chair = $3\frac{1}{2}$ yds.



Code US35

Model	COM Requirement
5102-7LR	Back & Seat Cushion = $3\frac{3}{4}$ yds. Balance of Chair = $4\frac{1}{4}$ yds.



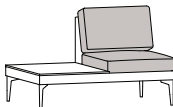
Code US36

Model	COM Requirement
5103-7LR	Back & Seat Cushion = $5\frac{1}{4}$ yds. Balance of Chair = 5 yds.




Code US37

Model	COM Requirement
5104	Back and Seat Cushion = 3 yds. Balance of Chair = $3\frac{1}{4}$ yds.



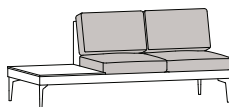
Code US38

Model	COM Requirement
5111-TR 5111-TL	Back and Seat Cushion = $2\frac{1}{2}$ yds. Balance of Chair = 2 yds.



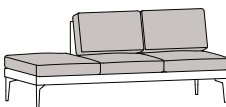
Code US39

Model	COM Requirement
5111-BR 5111-BL	Back & Seat Cushion = $3\frac{1}{2}$ yds. Balance of Chair = 2 yds.



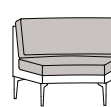
Code US40

Model	COM Requirement
5112-TL 5112-TR	Back & Seat Cushion = 4 yds. Balance of Chair = 3 yds.



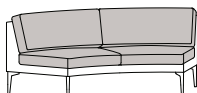
Code US41

Model	COM Requirement
5112-BL 5112-BR	Back & Seat Cushion = $5\frac{1}{4}$ yds. Balance of Chair = $3\frac{1}{4}$ yds.



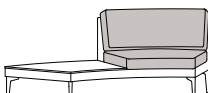
Code US42

Model	COM Requirement
5106	Back & Seat Cushion = $3\frac{1}{4}$ yds. Balance of Chair = $2\frac{1}{4}$ yds.




Code US43

Model	COM Requirement
5107	Back & Seat Cushion = $6\frac{1}{4}$ yds. Balance of Chair = $4\frac{1}{2}$ yds.



Code US44

Models	COM Requirement
5113-TL 5113-TR	Back & Seat Cushion = 3 yds. Balance of Chair = $2\frac{1}{2}$ yds.



Code US45

Model	COM Requirement
5113-BL 5113-BR	Back & Seat Cushion = $5\frac{3}{4}$ yds. Balance of Chair = $2\frac{3}{4}$ yds.