

SAVINA LOUNGE + MODULAR // DESIGNED BY RAINLIGHT

Please note that effective April 1st, 2025, a 4.5% tariff surcharge will be applied to the net subtotal on all orders.



PRODUCT FEATURES/SPECIFICATIONS:

- » Single, two-seat, three-seat and love seat models.
- » Die-cast aluminum legs, with 10¹/₂" leg height clearance, available in standard and premium metal finishes.
- » Legs feature adjustable glides as standard for leveling purposes.
- » Maximum weight capacity is 350 lbs. for lounge chairs (per seat) and 700 lbs. for love seat.
- » All dimensions are nominal.

STANDARD METAL LEG FINISHES:

- » 0299 Polished Aluminum
- » 0405 Charcoal Grey
- » 0535 Metallic Silver
- » 0630 Satin Black

PREMIUM METAL LEG FINISHES:

- » 0605 Matte Black
- » 0705 Matte Cotton
- » 0788 Glossy Cotton
- » 0805 Oasis
- » 0905 Mint
- » 1005 Mercury
- » 1105 Canary
- » 1205 Stone
- » 1305 Sage
- » 1405 Ice Blue
- » 1505 Clay

CONNECTING TABLE SPECIFICATIONS:

- » Inline, corner and end tables available in ash veneer, laminate or Corian.
- » 3" table thickness.
- » All standard and custom wood finishes available.
- » For Alabaster and Super Matte Sable Ash, premium wood finish upcharge applies. Refer to options section for pricing.
- » For custom wood finishes, please add \$472 List per color per order.
- » For veneer tops, edge finish will always match top finish color, unless otherwise specified.
- » For custom laminates, add \$590 List per color per order. Pre-approval required, please contact client services.
- » Corian top is 1/2" thick and includes a 1/8" reveal. Finish selection for table body must be specified.
- » Mounting hardware included.

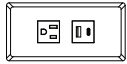
CORIAN® COLORS:

- » CWN Designer White
- » CLN Linen
- » CTD Witch Hazel
- » CRC Rain Cloud
- » CGQ Grey Onyx
- » CSQ Stonique

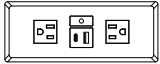
SAVINA LOUNGE + MODULAR // DESIGNED BY RAINLIGHT

TABLE TOP POWER UNITS:

- » Available on all connecting table tops with standard placement as centered, 5" from the rear.
- » Black or white finish with matching outlets and 120" electrical cord (no hardwire option available for this series).
- » UL listed.



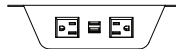
PX3
5⁷/₈" W x 2⁷/₈" D
One outlet, one USB-A and one USB-C charging port



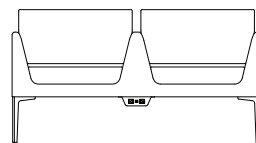
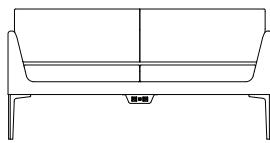
PX4
7¹/₄" W x 2⁷/₈" D
Two outlets, one USB-A and one USB-C charging port

UNDER-SEAT PLACEMENT POWER UNIT:

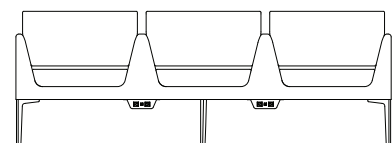
- » SPB3 unit available on all seating models.
- » Dimensions: 6¹/₂" W x 4" D x 2" H.
- » Features two white outlets and two USB charging ports inside custom housing unit. Black outlets available upon request.
- » Housing unit available in metallic silver or white finish with 108" electrical cord (no hardwire option available for this series).
- » UL listed.
- » Standard placement locations are as follows:



Individual models - center placement as standard



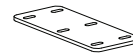
Two-seater model - below center arm placement as standard



Three-seater model - below shared arms, please specify location (left or right, as facing)

MODULAR ARRANGEMENTS:

- » Optional ganging bracket available. One bracket connects two units together.
- » Field assembly required.




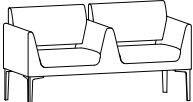

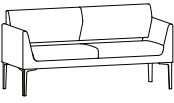
ORDERING REQUIREMENTS:

- » Model number
- » Metal leg finish
- » Upholstery selection
- » Options, as applicable

SAVINA LOUNGE + MODULAR // DESIGNED BY RAINLIGHT

ORDERING REQUIREMENTS:

- » Model number
- » Metal leg finish
- » Upholstery selection
- » Options, as applicable

MODEL NUMBER	PRODUCT SPECIFICATIONS	FABRIC GRADES										LEATHER				
		COM	A	1	2	COL					3	4	5	6	7	8
5401 	% Single Lounge W 28 ¹ / ₂ D 25 H 30 ¹ / ₂ Seat Height 17 ¹ / ₂ Inside Seat Width 22 Inside Seat Depth 19 Arm Height 24 ³ / ₄ 3 yds. 55 lbs. COL 60 sq. ft.	2093	2276	2369	2426	2516	2618	2711	2807	2894	2999	3431	3761			
5402 	Two-Seat Lounge W 56 D 25 H 30 ¹ / ₂ Seat Height 17 ¹ / ₂ Inside Seat Width 22 Inside Seat Depth 19 Arm Height 24 ³ / ₄ 5 ¹ / ₂ yds. 94 lbs. COL 110 sq. ft.	3072	3408	3578	3683	3848	4035	4205	4381	4541	4733	5525	6130			
5403 	Three-Seat Lounge W 83 D 25 H 30 ¹ / ₂ Seat Height 17 ¹ / ₂ Inside Seat Width 22 Inside Seat Depth 19 Arm Height 24 ³ / ₄ 7 ¹ / ₂ yds. 135 lbs. COL 150 sq. ft.	4029	4487	4719	4862	5087	5342	5574	5814	6032	6294	7374	8199			
5404 	% Love Seat W 60 D 25 H 30 ¹ / ₂ Seat Height 17 ¹ / ₂ Inside Seat Width 53 ¹ / ₂ Inside Seat Depth 19 Arm Height 24 ³ / ₄ 5 yds. 80 lbs. COL 100 sq. ft.	2897	3202	3357	3452	3602	3772	3927	4087	4232	4407	5127	5677			

OPTIONS

-PFM02	Premium Metal Finish	101
-NS04	Non-Skid Glides	25
UNDER-SEAT PLACEMENT ONLY		
-SPB3-S	Power Band 3 (dual power, two USB), Silver	701
-SPB3-W	Power Band 3 (dual power, two USB), White	701
GC06 (ordered separately)	Ganging Connector	93

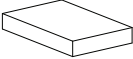
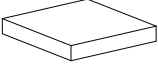
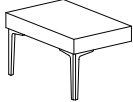
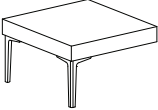
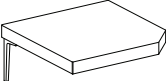
% = Available on quick-ship program (standard finishes only).

SAVINA LOUNGE + MODULAR // DESIGNED BY RAINLIGHT

ORDERING REQUIREMENTS:

- » Model number
- » Table finish
- » Metal leg finish, as applicable
- » Options, as applicable

Note: For Corian top, finish selection for table body must be specified.

MODEL NUMBER	PRODUCT SPECIFICATIONS	TABLE TOP FINISH	
		VENEER OR LAMINATE	CORIAN (-CO)
5415-15 	15" Wide Inline Table W 15 D 23 20 lbs.	996	1771
5415-22 	22" Wide Inline Table W 22 D 23 22 lbs.	1230	1998
5416-15 	15" End Inline Table W 15 D 23 25 lbs.	1150	1919
5416-22 	22" End Inline Table W 22 D 23 27 lbs.	1383	2147
5417 	Corner Table W 28 D 28 ^{1/2} 45 lbs.	1704	2912


OPTIONS		
TABLE TOP PLACEMENT		
-PX3-()	Power Matrix 3 (1 Power, one USB-A, one USB-C)	472
-PX4-()	Power Matrix 4 (Dual Power, one USB-A, one USB-C)	494
-PFM02	Premium Metal Finish	101
-PFW04	Premium Wood Finish	40
-NS01	Non-Skid Glides (per corner table)	8
-NS02	Non-Skid Glides (per end table)	13

Note: For power matrix faceplate, please specify black (-B) or white (-W) finish.

SAVINA LOUNGE + MODULAR // DESIGNED BY RAINLIGHT


UPHOLSTERY COMBINATIONS:

- » When combining two COM/COV/COL fabrics, or fabrics with the same grade, add \$105 List per unit.
- » When combining three COM/COV/COL fabrics, or fabrics with the same grade, add \$135 List per unit.
- » When combining different grades of fabric, price will be based on the highest grade specified.
- » Two-tone upholstery examples and yardage requirements for the most common combinations are listed below. Additional combinations available, please contact client services for yardage requirements and pricing.
- » Note: Yardage amounts are based on fabric which is plain (i.e. non-directional) and a full 54" wide.
- » Appropriate upholstery code must be included.




Code SV1

Model COM Requirement
5401 Seat Cushion Only = 1¹/₄ yds.
Balance of Chair = 2 yds.




Code SV2

Model COM Requirement
5401 Back Cushion Only = 1 yd.
Balance of Chair = 2¹/₄ yds.



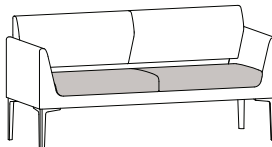
Code SV3

Model COM Requirement
5401 Seat and Back Cushion = 1¹/₂ yds.
Balance of Chair = 1¹/₂ yds.



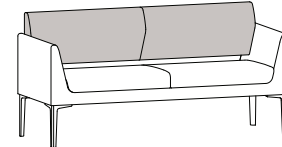
Code SV4

Model COM Requirement
5401 Seat Cushion & Inside Arm Panels = 1¹/₄ yds.
Balance of Chair = 1³/₄ yds.



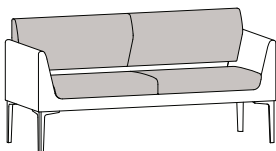
Code SV5

Model COM Requirement
5404 Seat Cushion Only = 2¹/₄ yds.
Balance of Love Seat = 3¹/₂ yds.



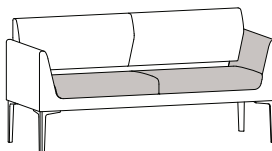
Code SV6

Model COM Requirement
5404 Back Cushion Only = 2 yds.
Balance of Love Seat = 3¹/₄ yds.



Code SV7

Model COM Requirement
5404 Seat and Back Cushion = 4 yds.
Balance of Love Seat = 2 yds.



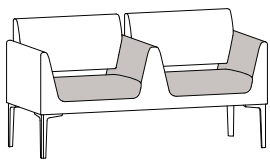
Code SV8

Model COM Requirement
5404 Seat Cushion & Inside Arm Panels = 2¹/₄ yds.
Balance of Love Seat = 3¹/₂ yds.

SAVINA LOUNGE + MODULAR // DESIGNED BY RAINLIGHT

UPHOLSTERY COMBINATIONS:

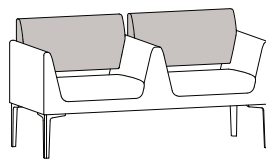
- » When combining two COM/COV/COL fabrics, or fabrics with the same grade, add \$105 List per unit.
- » When combining three COM/COV/COL fabrics, or fabrics with the same grade, add \$135 List per unit.
- » When combining different grades of fabric, price will be based on the highest grade specified.
- » Two-tone upholstery examples and yardage requirements for the most common combinations are listed below. Additional combinations available, please contact client services for yardage requirements and pricing.
- » Note: Yardage amounts are based on fabric which is plain (i.e. non-directional) and a full 54" wide.
- » Appropriate upholstery code must be included.



Code SV10

Model COM Requirement

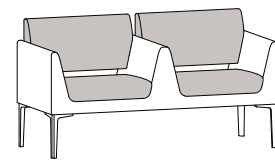
5402 Seat Cushion & Inside Arm Panels = $2\frac{3}{4}$ yds.
Balance of Unit = 3 yds.



Code SV11

Model COM Requirement

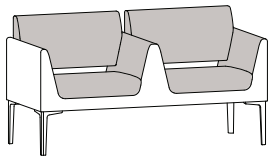
5402 Back Cushions = $1\frac{3}{4}$ yds.
Balance of Unit = 4 yds.



Code SV12

Model COM Requirement

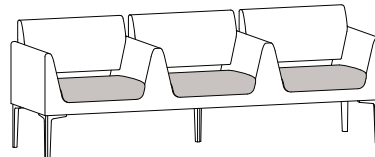
5402 Seat & Back Cushions = $2\frac{1}{2}$ yds.
Balance of Unit = 3 yds.



Code SV13

Model COM Requirement

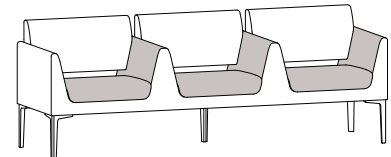
5402 Seat Cushions, Back Cushions
& Inside Arm Panels = $3\frac{3}{4}$ yds.
Balance of Unit = $1\frac{3}{4}$ yds.



Code SV14

Model COM Requirement


5403 Seat Cushions = $2\frac{1}{2}$ yds.
Balance of Unit = 5 yds.



Code SV15

Model COM Requirement


5403 Seat Cushion & Inside Arm Panels = 4 yds.
Balance of Unit = 4 yds.



Code SV16

Model COM Requirement

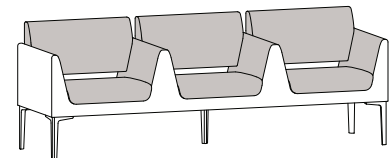
5403 Back Cushions = 2 yds.
Balance of Unit = $5\frac{1}{2}$ yds.



Code SV17

Model COM Requirement

5403 Seat & Back Cushions = $4\frac{1}{4}$ yds.
Balance of Unit = $3\frac{1}{2}$ yds.



Code SV18

Model COM Requirement

5403 Seat Cushions, Back Cushions
& Inside Arm Panels = $5\frac{1}{2}$ yds.
Balance of Unit = $2\frac{1}{4}$ yds.