

All shipments for this series will be blanket-wrapped as standard. For customers located in Territory 1 who require cartoning, a 5% upcharge will be added to each product. Please contact client services for additional information.

## CHANCE GUEST | Designed by Francisco Romero of PhiDesign

Please note that effective April 1st, 2025, a 4.5% tariff surcharge will be applied to the net subtotal on all orders.



### SPECIFICATIONS:

- Fully upholstered arm and armless models.
- Fully upholstered bariatric models with enhanced seat and back size also available.
- Arms feature black finish only.
- Round tubular steel frame.
- Frame available in standard and premium finishes. See below for options.
- For custom finish colors, please contact client services for pricing.
- Available with glides or on casters.
- Chairs with glides or casters stack up to 4 high standing or 5 with dolly.
- Optional ganging device available.
- If cartoning is required, chairs are packaged in units of three (3). A \$20 List carton break charge will be applied for orders with only one or two chairs.
- Guest chairs feature 300 lb. weight capacity.
- Bariatric models feature 500 lb. weight capacity.
- Refer to terms and conditions for general information regarding fabrics, finishes, warranty, freight, complete condition of sales and more.

### STANDARD METAL FRAME FINISH COLORS:

- 0405 Charcoal Grey
- 0535 Metallic Silver
- 0630 Satin Black

### PREMIUM METAL FRAME FINISH COLORS:









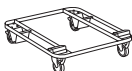
- 0605 Matte Black
- 0705 Matte Cotton
- 0788 Glossy Cotton
- 0805 Oasis
- 0905 Mint
- 1005 Mercury
- 1105 Canary
- 1205 Stone
- 1305 Sage
- 1405 Ice Blue
- 1505 Clay

All shipments for this series will be blanket-wrapped as standard. For customers located in Territory 1 who require cartoning, a 5% upcharge will be added to each product. Please contact client services for additional information.

## CHANCE GUEST | Designed by Francisco Romero of PhiDesign


### ORDERING REQUIREMENTS:

- Model number
- Arm finish, as applicable
- Frame finish
- Upholstery selection
- Options, as applicable

MODEL	PRODUCT SPECIFICATIONS	FABRIC GRADES										LEATHER	
		COM	A	1	2	3	4	COL 5	6	7	8	L1	L2
<b>2510</b> 	 <b>Guest Chair, Fully Upholstered Arms, Glides</b> 23.5" W x 23.5" D x 31" H Seat: 18.5" W x 18.5" D Seat Ht: 17.75" Arm Ht: 26" COM: 1.25 yds. COL: 25 sq. ft. 22 lbs.	645	730	775	803	847	894	937	980	1,024	1,069	1,275	1,425
<b>2515</b> 	 <b>Guest Chair, Fully Upholstered Arms, Casters</b> 23.5" W x 23.5" D x 31" H Seat: 18.5" W x 18.5" D Seat Ht: 17.75" Arm Ht: 26" COM: 1.25 yds. COL: 25 sq. ft. 22 lbs.	645	730	775	803	847	894	937	980	1,024	1,069	1,275	1,425
<b>2530</b> 	 <b>Guest Chair, Fully Upholstered Armless, Glides</b> 21" W x 23.5" D x 31" H Seat: 18.5" W x 18.5" D Seat Ht: 17.75" COM: 1.25 yds. COL: 25 sq. ft. 20 lbs.	594	679	724	752	796	843	886	929	973	1,018	1,224	1,374
<b>2535</b> 	 <b>Guest Chair, Fully Upholstered Armless, Casters</b> 21" W x 23.5" D x 31" H Seat: 18.5" W x 18.5" D Seat Ht: 17.75" COM: 1.25 yds. COL: 25 sq. ft. 20 lbs.	615	700	745	773	817	864	907	950	994	1,039	1,245	1,395
<b>2500</b> 	<b>Dolly (Black Finish Only)</b> 24" W x 30" D x 6" H 37 lbs.	457											

### OPTIONS

-PFM02	Premium Metal Frame Finish	\$101	-STC02	Soft Tread Casters	\$33
-EFO1	1" Additional Seat Foam	\$44	-VCT04	VCT Tile Glides	\$28
-GCO1	Ganging Connector	\$42	-MB01	Moisture Barrier (seat only)	\$68


 = Available on quick-ship program (0535 Metallic Silver base finish only).

All shipments for this series will be blanket-wrapped as standard. For customers located in Territory 1 who require cartoning, a 5% upcharge will be added to each product. Please contact client services for additional information.

## CHANCE GUEST | Designed by Francisco Romero of PhiDesign

### ORDERING REQUIREMENTS:

- Model number
- Arm finish, as applicable
- Frame finish
- Upholstery selection
- Options, as applicable

MODEL	PRODUCT SPECIFICATIONS	FABRIC GRADES										LEATHER	
		COM	A	1	2	3	4	COL 5	6	7	8	L1	L2
<b>2580</b> 	<b>Bariatric Chair, Fully Upholstered Arms, Glides</b> 34.5" W x 24.5" D x 32" H Seat: 30" W x 19" D Seat Ht: 18" Arm Ht: 26" COM: 2.5 yds. COL: 50 sq. ft. 50 lbs.	1,326	1,496	1,586	1,641	1,729	1,824	1,909	1,996	2,084	2,174	2,586	2,886

### OPTIONS

- PFM02 Premium Metal Frame Finish \$101
- EF02 1" Additional Seat Foam \$98
- VCT04 VCT Tile Glides \$28
- MB02 Moisture Barrier (seat only) \$89

All shipments for this series will be blanket-wrapped as standard. For customers located in Territory 1 who require cartoning, a 5% upcharge will be added to each product. Please contact client services for additional information.

## CHANCE GUEST | Designed by Francisco Romero of PhiDesign

### UPHOLSTERY COMBINATIONS:

- For upholstery combinations, refer to the pricing below.
- When combining two COM/COV/COL fabrics, or fabrics with the same grade, add \$120 List per unit.
- When combining three or more COM/COV/COL fabrics, or fabrics with the same grade, add \$150 List per unit.
- When combining different grades of fabric, price will be based on the highest grade specified.
- Two-tone upholstery examples and yardage requirements for the most common combinations are listed below. Additional combinations available; please contact client services for yardage requirements and pricing.
- Note: Yardage amounts are based on fabric which is plain (i.e. non-directional) and a full 54" wide.
- Appropriate upholstery code must be included.



<b>Code</b>	<b>CS1</b>
<u>Model</u>	<u>COM Requirement</u>
2510	Seat = .5 yd.
2515	Back = .75 yd.
2530	
2535	



<b>Code</b>	<b>CS3</b>
<u>Model</u>	<u>COM Requirement</u>
2580	Seat = 1.25 yds.
	Back = 1.25 yds.