

All shipments for this series will be blanket-wrapped as standard. For customers located in Territory 1 who require cartoning, a 5% upcharge will be added to each product. Please contact client services for additional information.

## FACTION EXECUTIVE + TASK | Designed by 5d Studio

Please note that effective April 1st, 2025, a 4.5% tariff surcharge will be applied to the net subtotal on all orders.



### SPECIFICATIONS:



- Executive and task models.
- Executive models available with polished aluminum cantilever arms or loop arms.
- Task models offered with adjustable t-arms that feature 3" travel.
- Weight-activated and synchro-tilt mechanism options.
- Fixed back height.
- Black nylon base as standard.
- Polished aluminum base also available. Please specify (-AB02) after model number and refer to listed pricing.
- 300 lb. weight capacity.
- All dimensions are nominal.
- Refer to terms and conditions for general information regarding fabrics, finishes, warranty, freight, complete condition of sales and more.

## FACTION EXECUTIVE | Designed by 5d Studio

### Weight-Activated Synchro-Tilt Mechanism

#### ORDERING REQUIREMENTS:

- Model number
- Base finish
- Upholstery selection
- Options, as applicable

MODEL	PRODUCT SPECIFICATIONS	BASE FINISH	FABRIC GRADES								LEATHER			
			COM	A	1	2	3	4	COL 5	6	7	8	L1	L2
<b>1812-M</b> 	<b>Mid-Back, Cantilever Arms</b> 23.5" W x 23" D x 39.5" - 43" H Seat: 19" W x 18" D Seat Ht: 18.5" - 22" Back : 19" W x 21" H COM: 1.75 yds. COL: 35 sq. ft. 45 lbs.	<b>Black Nylon</b>	1,907	2,026	2,089	2,128	2,189	2,256	2,315	2,376	2,438	2,501	2,789	2,999
		<b>Polished Aluminum (-AB02)</b>	2,094	2,213	2,276	2,315	2,376	2,443	2,502	2,563	2,625	2,688	2,976	3,186
<b>1814-M</b> 	<b>Mid-Back, Loop Arms</b> 23" W x 23" D x 39.5" - 43" H Seat: 19" W x 18" D Seat Ht: 18.5" - 22" Back : 19" W x 21" H COM: 1.75 yds. COL: 35 sq. ft. 46 lbs.	<b>Black Nylon</b>	1,955	2,074	2,137	2,176	2,237	2,304	2,363	2,424	2,486	2,549	2,837	3,047
		<b>Polished Aluminum (-AB02)</b>	2,142	2,261	2,324	2,363	2,424	2,491	2,550	2,611	2,673	2,736	3,024	3,234

#### OPTIONS



-STC02	Soft Tread Casters	\$33
-STLC02	Soft Tread Self-Locking Casters	\$63

## FACTION EXECUTIVE | Designed by 5d Studio

### Weight-Activated Synchro-Tilt Mechanism

#### ORDERING REQUIREMENTS:

- Model number
- Base finish
- Upholstery selection
- Options, as applicable

MODEL	PRODUCT SPECIFICATIONS	BASE FINISH	FABRIC GRADES								LEATHER			
			COM	A	1	2	3	4	COL 5	6	7	8	L1	L2
<b>1812-H</b> 	<b>High Back, Cantilever Arms</b> 23.5" W x 23" D x 46.5" - 50" H Seat: 19" W x 18" D Seat Ht: 18.5" - 22" Back : 19" W x 28.5" H COM: 2 yds. COL: 40 sq. ft. 48 lbs.	<b>Black Nylon</b>	1,987	2,123	2,195	2,239	2,309	2,385	2,453	2,523	2,593	2,665	2,995	3,235
		<b>Polished Aluminum (-AB02)</b>	2,174	2,310	2,382	2,426	2,496	2,572	2,640	2,710	2,780	2,852	3,182	3,422
<b>1814-H</b> 	<b>High Back, Loop Arms</b> 23" W x 23" D x 46.5" - 50" H Seat: 19" W x 18" D Seat Ht: 18.5" - 22" Back : 19" W x 28.5" H COM: 2 yds. COL: 40 sq. ft. 49 lbs.	<b>Black Nylon</b>	2,033	2,169	2,241	2,285	2,355	2,431	2,499	2,569	2,639	2,711	3,041	3,281
		<b>Polished Aluminum (-AB02)</b>	2,220	2,356	2,428	2,472	2,542	2,618	2,686	2,756	2,826	2,898	3,228	3,468

#### OPTIONS



-STC02	Soft Tread Casters	\$33
-STLC02	Soft Tread Self-Locking Casters	\$63

## FACTION EXECUTIVE | Designed by 5d Studio

### Synchro-Tilt Mechanism

#### ORDERING REQUIREMENTS:

- Model number
- Base finish
- Upholstery selection
- Options, as applicable

MODEL	PRODUCT SPECIFICATIONS	BASE FINISH	FABRIC GRADES								LEATHER			
			COM	A	1	2	3	4	COL 5	6	7	8	L1	L2
<b>1892-M</b> 	<b>Mid-Back, Cantilever Arms</b> 23.5" W x 23" D x 39.5" - 43" H Seat: 19" W x 18" D Seat Ht: 18.5" - 22" Back: 19" W x 21" H COM: 1.75 yds. COL: 35 sq. ft. 45 lbs.	<b>Black Nylon</b>	1,726	1,845	1,908	1,947	2,008	2,075	2,134	2,195	2,257	2,320	2,608	2,818
		<b>Polished Aluminum (-AB02)</b>	1,913	2,032	2,095	2,134	2,195	2,262	2,321	2,382	2,444	2,507	2,795	3,005
<b>1894-M</b> 	<b>Mid-Back, Loop Arms</b> 23" W x 23" D x 39.5" - 43" H Seat: 19" W x 18" D Seat Ht: 18.5" - 22" Back: 19" W x 21" H COM: 1.75 yds. COL: 35 sq. ft. 46 lbs.	<b>Black Nylon</b>	1,948	2,067	2,130	2,169	2,230	2,297	2,356	2,417	2,479	2,542	2,830	3,040
		<b>Polished Aluminum (-AB02)</b>	2,135	2,254	2,317	2,356	2,417	2,484	2,543	2,604	2,666	2,729	3,017	3,227

#### OPTIONS



-SS01	Seat Slider	\$102
-STC02	Soft Tread Casters	\$33
-STLC02	Soft Tread Self-Locking Casters	\$63

## FACTION EXECUTIVE | Designed by 5d Studio

### Synchro-Tilt Mechanism

#### ORDERING REQUIREMENTS:

- Model number
- Base finish
- Upholstery selection
- Options, as applicable

MODEL	PRODUCT SPECIFICATIONS	BASE FINISH	FABRIC GRADES								LEATHER			
			COM	A	1	2	3	4	COL 5	6	7	8	L1	L2
	<b>High Back, Cantilever Arms</b> 23.5" W x 23" D x 46.5" - 50" H Seat: 19" W x 18" D Seat Ht: 18.5" - 22" Back: 19" W x 28.5" H COM: 2 yds. COL: 40 sq. ft. 48 lbs.	<b>Black Nylon</b>	1,841	1,977	2,049	2,093	2,163	2,239	2,307	2,377	2,447	2,519	2,849	3,089
		<b>Polished Aluminum (-AB02)</b>	2,028	2,164	2,236	2,280	2,350	2,426	2,494	2,564	2,634	2,706	3,036	3,276
	<b>High Back, Loop Arms</b> 23" W x 23" D x 46.5" - 50" H Seat: 19" W x 18" D Seat Ht: 18.5" - 22" Back: 19" W x 28.5" H COM: 2 yds. COL: 40 sq. ft. 49 lbs.	<b>Black Nylon</b>	1,941	2,077	2,149	2,193	2,263	2,339	2,407	2,477	2,547	2,619	2,949	3,189
		<b>Polished Aluminum (-AB02)</b>	2,128	2,264	2,336	2,380	2,450	2,526	2,594	2,664	2,734	2,806	3,136	3,376

#### OPTIONS


-SS01	Seat Slider	\$102
-STC02	Soft Tread Casters	\$33
-STLC02	Soft Tread Self-Locking Casters	\$63

## FACTION TASK | Designed by 5d Studio

### Synchro-Tilt Mechanism

#### ORDERING REQUIREMENTS:

- Model number
- Base finish
- Upholstery selection
- Options, as applicable

MODEL	PRODUCT SPECIFICATIONS	BASE FINISH	FABRIC GRADES										LEATHER	
			COM	A	1	2	3	4	COL 5	6	7	8	L1	L2
<b>1893</b> 	<b>Adjustable T-Arms</b> 27.75" W x 23" D x 39.5" - 43" H Seat: 19.5" W x 18" D Seat Ht: 18.5" - 22" Back: 19.5" W x 21"H COM: 1.75 yds. COL: 35 sq. ft. 40 lbs.	<b>Black Nylon</b>	1,658	1,777	1,840	1,879	1,940	2,007	2,066	2,127	2,189	2,252	2,540	2,750
		<b>Polished Aluminum (-AB02)</b>	1,845	1,964	2,027	2,066	2,127	2,194	2,253	2,314	2,376	2,439	2,727	2,937

#### OPTIONS

-SS01	Seat Slider	\$102
-CT01	Chrome Trim Arm Detail	\$67
-STC02	Soft Tread Casters	\$33
-STLC02	Soft Tread Self-Locking Casters	\$63