



Expanding on the popular executive and task series, Faction guest models complete the collection with a well-rounded offering of stackable, nestable and training-focused options. Available fully upholstered or in a choice of four poly-back colors, and with multiple arm selections in matching hues, their adaptability is only surpassed by their space-saving convenience.



18725-P

Nesting and guest models stack up to 4-high from the floor with glides or casters.



18725-P

Nesting model, polypropylene back in studio white, cotton cantilever arm and frame finish.



18725-U

Nesting model, fully upholstered, metallic silver cantilever arm and frame finish.



18121-P

Guest model, simply black polypropylene back, satin black cantilever arm and frame finish, glides.



18725-P

Nesting chair, polypropylene back in soft grey, polished aluminum cantilever arms, chrome frame finish.



18141-U

Guest model, fully upholstered, soft grey polypropylene loop arms, metallic silver frame finish, casters.



# Faction Guest

18715-P









Armless nesting model, polypropylene back in studio white, chrome frame finish, casters.

18141-U



Guest model, fully upholstered, soft white polypropylene loop arms, cotton frame finish, glides.

| Models   | Features  | Dimensions  | Poly Colors  |
|--|---|---|--|
| <br>Nesting | Fully Upholstered and Polypropylene Back Models<br>Guest Models Available with Metal Cantilever Arms, Polypropylene Loop Arms or Armless<br>Nesting Models Available with Metal Cantilever Arms or Armless  | Nesting, Arms<br>24.75" W x 22" D x 33" H<br>Nesting, Armless<br>20.75" W x 22" D x 33" H | <br>Studio White  |
| <br>Guest   | Metal Cantilever Arms Offered in Charcoal Grey, Metallic Silver, Polished Aluminum and Satin Black<br>Premium Finishes Also Offered<br>Guest Models Available with Glides or Casters<br>Four Frame Finish Options: Charcoal Grey, Metallic Silver, Chrome and Satin Black<br>Premium Finishes Also Available<br>Arm and Armless Models Stack up to 4-High Standing<br>300 lb. Weight Capacity | Guest, Arms<br>24.75" W x 22" D x 33" H<br>Guest, Armless<br>20.75" W x 22" D x 33" H     | <br>Soft Grey<br><br>Charcoal<br><br>Simply Black |

Accompanying executive/task seating and swivel models also available.

Designed by David Ritch and Mark Saffell of 5d Studio