

All shipments for this series will be blanket-wrapped as standard. For customers located in Territory 1 who require cartoning, a 5% upcharge will be added to each product. Please contact client services for additional information.

GOGO LOUNGE | Designed by Qdesign

Please note that effective April 1st, 2025, a 4.5% tariff surcharge will be applied to the net subtotal on all orders.



PRODUCT FEATURES:

- Arm and armless lounge and love seat models.
- Lounge chairs offered with casters or glides. Love seats available with glides only.
- Caster/glide combination also offered to limit movement while seated, but still allow for easy maneuverability when not in use.
- Optional leather pull handle on lounge models (not available on love seats).
- Pull handle is offered in four standard leather color options. Please refer to listing below.
- Lounge chairs feature 300 lb. weight capacity.
- Love seats feature 600 lb. weight capacity.
- All dimensions are nominal.
- Refer to terms and conditions for general information regarding fabrics, finishes, warranty, freight, complete condition of sales and more.

STANDARD LEATHER PULL HANDLE COLORS:



Black



Bright White



Saddle









Stone Grey

GOGO LOUNGE | Designed by Qdesign

ORDERING REQUIREMENTS:

- Model number
- Upholstery selection
- Options, as applicable


Note: caster/glide combination limits movement while seated, but still allows for easy maneuverability when not in use.

| MODEL | PRODUCT SPECIFICATIONS | FABRIC GRADES | | | | | | | | LEATHER | | | |
|-------------|----------------------------------------------------------------------------------------------------------------------------------------------------------------------------------------------------------------------------------------------------------|---------------|-------|-------|-------|-------|-------|----------|-------|---------|-------|-------|-------|
| | | COM | A | 1 | 2 | 3 | 4 | COL 5 | 6 | 7 | 8 | L1 | L2 |
| 6710 |  Lounge Chair, Armless, Glides 24" W x 27.25" D x 32" H Seat: 23.25" W x 18.25" D Seat Ht: 16.75" COM: 3 yds. COL: 60 sq. ft. 42 lbs. | 1,666 | 1,870 | 1,978 | 2,044 | 2,149 | 2,263 | 2,365 | 2,470 | 2,575 | 2,683 | 3,178 | 3,538 |
| 6715 |  Lounge Chair, Armless, Casters 24" W x 27.25" D x 32" H Seat: 23.25" W x 18.25" D Seat Ht: 16.75" COM: 3 yds. COL: 60 sq. ft. 42 lbs. | 1,666 | 1,870 | 1,978 | 2,044 | 2,149 | 2,263 | 2,365 | 2,470 | 2,575 | 2,683 | 3,178 | 3,538 |
| 6712 |  Lounge Chair, Armless, Casters/Glides 24" W x 27.25" D x 32" H Seat: 23.25" W x 18.25" D Seat Ht: 16.75" COM: 3 yds. COL: 60 sq. ft. 42 lbs. | 1,666 | 1,870 | 1,978 | 2,044 | 2,149 | 2,263 | 2,365 | 2,470 | 2,575 | 2,683 | 3,178 | 3,538 |
| 6711 |  Lounge Chair, Arms, Glides 28.5" W x 29.25" D x 32" H Seat: 23.25" W x 18.25" D Seat Ht: 16.75" COM: 5.5 yds. COL: 110 sq. ft. 72 lbs. | 2,171 | 2,545 | 2,743 | 2,864 | 3,057 | 3,266 | 3,453 | 3,645 | 3,838 | 4,036 | 4,943 | 5,603 |
| 6716 |  Lounge Chair, Arms, Casters 28.5" W x 29.25" D x 32" H Seat: 23.25" W x 18.25" D Seat Ht: 16.75" COM: 5.5 yds. COL: 110 sq. ft. 72 lbs. | 2,171 | 2,545 | 2,743 | 2,864 | 3,057 | 3,266 | 3,453 | 3,645 | 3,838 | 4,036 | 4,943 | 5,603 |
| 6717 |  Lounge Chair, Arms, Casters/Glides 28.5" W x 29.25" D x 32" H Seat: 23.25" W x 18.25" D Seat Ht: 16.75" COM: 5.5 yds. COL: 110 sq. ft. 72 lbs. | 2,171 | 2,545 | 2,743 | 2,864 | 3,057 | 3,266 | 3,453 | 3,645 | 3,838 | 4,036 | 4,943 | 5,603 |

OPTIONS

-P03-BW Leather Pull Handle, Bright White \$121
 -P03-S Leather Pull Handle, Saddle \$121
 -P03-SG Leather Pull Handle, Stone Grey \$121



-P03-B Leather Pull Handle, Black \$121
 -FG04 Felt Glides \$26

 = Available on quick-ship program.

GOGO LOUNGE | Designed by Qdesign

ORDERING REQUIREMENTS:

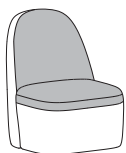
- Model number
- Upholstery selection
- Options, as applicable

| MODEL | PRODUCT SPECIFICATIONS | FABRIC GRADES | | | | | | | | LEATHER | | | |
|---------------------------------------------------------------------------------------------------|---------------------------------------------------------------------------------------------------------------------------------------------------------|---------------|-------|-------|-------|-------|-------|----------|-------|---------|-------|-------|-------|
| | | COM | A | 1 | 2 | 3 | 4 | COL 5 | 6 | 7 | 8 | L1 | L2 |
| 6720  | Love Seat, Armless, Glides 48" W x 27.25" D x 32" H Seat: 47.5" W x 18.25" D Seat Ht: 16.75" COM: 5 yds. COL: 100 sq. ft. 60 lbs. | 2,485 | 2,825 | 3,005 | 3,115 | 3,290 | 3,480 | 3,650 | 3,825 | 4,000 | 4,180 | 5,005 | 5,605 |
| 6721  | Love Seat, Arms, Glides 53" W x 29.25" D x 32" H Seat: 47.5" W x 18.25" D Seat Ht: 16.75" COM: 9 yds. COL: 180 sq. ft. 103 lbs. | 3,177 | 3,857 | 4,217 | 4,437 | 4,787 | 5,167 | 5,507 | 5,857 | 6,207 | 6,567 | 8,217 | 9,417 |
| OPTIONS | | | | | | | | | | | | | |
| -FG04 | Felt Glides | \$26 | | | | | | | | | | | |

GOGO LOUNGE | Two-Tone Upholstery

UPHOLSTERY COMBINATIONS:

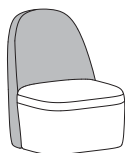
- For upholstery combinations, refer to the pricing below.
- When combining two COM/COV/COL fabrics, or fabrics with the same grade, add \$120 List per unit.
- When combining three or more COM/COV/COL fabrics, or fabrics with the same grade, add \$150 List per unit.
- When combining different grades of fabric, price will be based on the highest grade specified.
- Two-tone upholstery examples and yardage requirements for the most common combinations are listed below. Additional combinations available; please contact client services for yardage requirements and pricing.
- Note: Yardage amounts are based on fabric which is plain (i.e. non-directional) and a full 54" wide.
- Appropriate upholstery code must be included.



Code GG1

Model COM Requirement

6710 Front of Back & Seat Cushion = 1.25 yds.
6712 Balance of Chair = 2 yds.
6715



Code GG2

Model COM Requirement

6710 Back Upholstery = 2 yds.
6712 Balance of Chair = 1.5 yds.
6715



Code GG3

Model COM Requirement

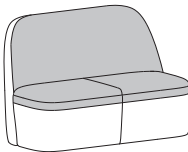
6711 Back & Seat Cushion = 2.25 yds.
6716 Balance of Chair = 3.75 yds.
6717



Code GG4

Model COM Requirement

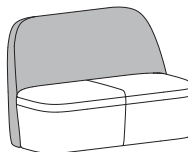
6711 Arm Panels/Outer Shell = 3 yds.
6716 Balance of Chair = 3 yds.
6717



Code GG5

Model COM Requirement

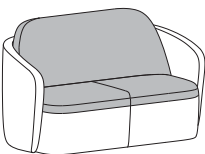
6720 Front of Back & Seat Cushion = 2.25 yds.
Balance of Love Seat = 3 yds.



Code GG6

Model COM Requirement

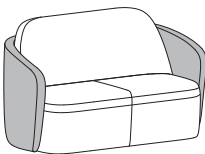
6720 Back Upholstery = 3 yds.
Balance of Love Seat = 2.5 yds.



Code GG7

Model COM Requirement

6721 Back & Seat Cushion = 3.75 yds.
Balance of Love Seat = 5.25 yds.



Code GG8

Model COM Requirement

6721 Arm Panels/Outer Shell = 4 yds.
Balance of Love Seat = 5 yds.