

All shipments for this series will be blanket-wrapped as standard. For customers located in Territory 1 who require cartoning, a 5% upcharge will be added to each product. Please contact client services for additional information.

## HADO LOUNGE | Designed by Qdesign

Please note that effective April 1st, 2025, a 4.5% tariff surcharge will be applied to the net subtotal on all orders.



### SPECIFICATIONS:

- Lounge and love seat models available with wood or metal legs.
- Wood legs offered in all standard and custom finishes on Ash.
- For custom wood finishes, please contact client services and add one-time upcharge of \$531 List per color per order.
- For Alabaster and Super Matte Sable Ash, premium wood finish upcharge applies. Refer to options section for pricing.
- Metal legs available in standard and premium finishes. See below for options.
- For custom metal finish colors, please contact client services for pricing.
- Lounge chair features 350 lb. weight capacity. Love seat and sofa feature 700 lb. weight capacity.
- 7¾" leg height clearance.
- Leg assembly required.
- All dimensions are nominal.
- Refer to terms and conditions for general information regarding fabrics, finishes, warranty, freight, complete condition of sales and more.

### STANDARD METAL LEG FINISH COLORS:

- 0405 Charcoal Grey
- 0535 Metallic Silver
- 0630 Satin Black
- Satin Chrome

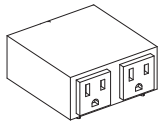
### PREMIUM METAL LEG FINISH COLORS:

- 0605 Matte Black
- 0705 Matte Cotton
- 0788 Glossy Cotton
- 0805 Oasis
- 0905 Mint
- 1005 Mercury
- 1105 Canary
- 1205 Stone
- 1305 Sage
- 1405 Ice Blue
- 1505 Clay

## HADO LOUNGE | Designed by Qdesign

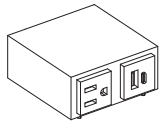
### MINI-TAP POWER UNITS:

- Available on all lounge models.
- Dimensions: 3" W x 3" D x 1.75" H
- Black and white color options.
- 72" electrical cord (no hardwire option available for this series).
- Placement is located under seat.
- Please specify front, left side or right side placement, as seated.
- For left or right side placement, unit will be centered as standard.
- For front placement, please specify left, center or right, as seated.
- UL listed.



Mini-Tap 2 (MT2)

- Two outlets.




Mini-Tap 3 (MT3)

- One outlet, one USB-A and one USB-C charging port.

### POWER MATRIX 1 UNIT (PX1):

- Available on all lounge models.
- One outlet, one USB-A and one USB-C charging port.
- Dimensions: 5.25" L x 2.5" W
- Black and white finish options.
- 120" electrical cord (no hardwire option available for this series).
- Unit will be positioned on right side arm panel, as seated, unless otherwise specified.
- UL listed.





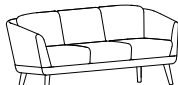
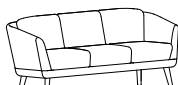


All shipments for this series will be blanket-wrapped as standard. For customers located in Territory 1 who require cartoning, a 5% upcharge will be added to each product. Please contact client services for additional information.

## HADO LOUNGE | Designed by Qdesign

### ORDERING REQUIREMENTS:

- Model number
- Leg finish
- Upholstery selection
- Options, as applicable

MODEL	PRODUCT SPECIFICATIONS	FABRIC GRADES										LEATHER	
		COM	A	1	2	3	4	COL 5	6	7	8	L1	L2
<b>63224</b> 	<b>Lounge Chair, Wood Legs</b> 33" W x 34.5" D x 29.5" H Seat: 22" W x 21.5" D Seat Ht: 17" COM: 4.5 yds. COL: 90 sq. ft. 67 lbs.	2,624	2,930	3,092	3,191	3,349	3,520	3,673	3,830	3,988	4,150	4,892	5,432
<b>63224-M</b> 	<b>Lounge Chair, Metal Legs</b> 33" W x 34.5" D x 29.5" H Seat: 22" W x 21.5" D Seat Ht: 17" COM: 4.5 yds. COL: 90 sq. ft. 67 lbs.	2,624	2,930	3,092	3,191	3,349	3,520	3,673	3,830	3,988	4,150	4,892	5,432
<b>63324</b> 	<b>Love Seat, Wood Legs</b> 57 W x 34.5" D x 29.5" H Seat: 46" W x 21.5" D Seat Ht: 17" COM: 8.25 yds. COL: 165 sq. ft. 95 lbs.	3,291	3,852	4,149	4,331	4,620	4,933	5,214	5,502	5,791	6,088	7,449	8,439
<b>63324-M</b> 	<b>Love Seat, Metal Legs</b> 57 W x 34.5" D x 29.5" H Seat: 46" W x 21.5" D Seat Ht: 17" COM: 8.25 yds. COL: 165 sq. ft. 95 lbs.	3,291	3,852	4,149	4,331	4,620	4,933	5,214	5,502	5,791	6,088	7,449	8,439
<b>63424</b> 	<b>Sofa, Wood Legs</b> 80" W x 34.5" D x 29.5" H Seat: 69" W x 21.5" D Seat Ht: 17" COM: 10.25 yds. COL: 205 sq. ft. 142 lbs.	4,389	5,086	5,455	5,681	6,040	6,429	6,778	7,136	7,495	7,864	9,555	10,785
<b>63424-M</b> 	<b>Sofa, Metal Legs</b> 80" W x 34.5" D x 29.5" H Seat: 69" W x 21.5" D Seat Ht: 17" COM: 10.25 yds. COL: 205 sq. ft. 142 lbs.	4,389	5,086	5,455	5,681	6,040	6,429	6,778	7,136	7,495	7,864	9,555	10,785

### OPTIONS

-PFM02	Premium Metal Leg Finish	\$101
-PFW01	Premium Wood Leg Finish	\$12
-NS04	Non-Skid Glides	\$26
-MT2-( )	Mini-Tap Power Unit (2 power)	\$380
-MT3-( )	Mini-Tap Power Unit (1 power, 1 USB-A, 1 USB-C)	\$414
-PX1-( )	Power Matrix 1 (1 power, 1 USB-A, 1 USB-C)	\$534

Note: please specify (-B) for black and (-W) for white on Mini-Tap Power Units and Power Matrix.


## HADO LOUNGE | Designed by Qdesign

### UPHOLSTERY COMBINATIONS:

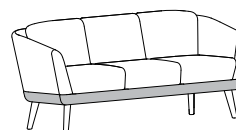
- For upholstery combinations, refer to the pricing below.
- When combining two COM/COV/COL fabrics, or fabrics with the same grade, add \$120 List per unit.
- When combining three or more COM/COV/COL fabrics, or fabrics with the same grade, add \$150 List per unit.
- When combining different grades of fabric, price will be based on the highest grade specified.
- Two-tone upholstery examples and yardage requirements for the most common combinations are listed below. Additional combinations available; please contact client services for yardage requirements and pricing.
- Note: Yardage amounts are based on fabric which is plain (i.e. non-directional) and a full 54" wide.
- Appropriate upholstery code must be included.




<b>Code</b>	<b>HL1</b>
<u>Model</u>	<u>COM Requirement</u>
63224	Upholstered Platform = 1 yd.
63224-M	Balance of Chair = 4.5 yds.




<b>Code</b>	<b>HL2</b>
<u>Model</u>	<u>COM Requirement</u>
63324	Upholstered Platform = 1.25 yds.
63324-M	Balance of Love Seat = 7.25 yds.



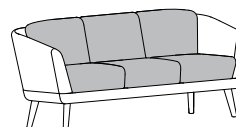
<b>Code</b>	<b>HL3</b>
<u>Model</u>	<u>COM Requirement</u>
63424	Upholstered Platform = 1.25 yds.
63424-M	Balance of Sofa = 9 yds.



<b>Code</b>	<b>HL4</b>
<u>Model</u>	<u>COM Requirement</u>
63224	Back & Seat Cushion = 1.75 yds.
63224-M	Balance of Chair = 4 yds.




<b>Code</b>	<b>HL5</b>
<u>Model</u>	<u>COM Requirement</u>
63324	Back & Seat Cushion = 4 yds.
63324-M	Balance of Love Seat = 5 yds.



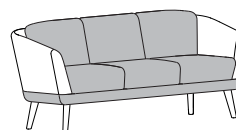
<b>Code</b>	<b>HL6</b>
<u>Model</u>	<u>COM Requirement</u>
63424	Back & Seat Cushion = 5.5 yds.
63424-M	Balance of Sofa = 5.25 yds.



<b>Code</b>	<b>HL7</b>
<u>Model</u>	<u>COM Requirement</u>
63224	Back & Seat Cushion/
63224-M	Upholstered Platform = 3.75 yds.
	Balance of Chair = 2 yds.



<b>Code</b>	<b>HL8</b>
<u>Model</u>	<u>COM Requirement</u>
63324	Back & Seat Cushion/
63324-M	Upholstered Platform = 2.5 yds.
	Balance of Love Seat = 6.75 yds.



<b>Code</b>	<b>HL9</b>
<u>Model</u>	<u>COM Requirement</u>
63424	Back & Seat Cushion/
63424-M	Upholstered Platform = 2.5 yds.
	Balance of Sofa = 8.25 yds.