



## Effortlessly bring a room together with

Hoom, a lively collection of guest seating with lots of moxie and style to match. Subtle curves are accented by finely-tailored stitching details in all the right places, while base options in wood and metal allow for contrasting interplay and enhanced versatility to make it feel at-home just about anywhere.







7004

4-leg wood base, white oak on ash finish.



4-leg metal base, chrome finish.



7001

4-prong swivel base with glides,  
satin black finish.



7003-G







Hoom offers an **abundance of functionality**, yet maintains a sense of simplicity with its organic shapes and ease of use. Caster models are outfitted with a height-adjustable tilt mechanism and swivel capability for optimal versatility, making it an ideal choice for meeting rooms and flex spaces as well as educational environments and casual workstations.



7003-G

4-prong swivel base with glides,  
premium finish in oasis.



7003-C

5-prong base with casters,  
premium finish in stone.



7004

4-leg wood base, white oak on ash finish.



# Hoom Guest

7003-G







4-prong swivel base with glides,  
polished aluminum finish.

7001



4-leg metal base, chrome finish.

Models	Features	Dimensions
 4-Leg Metal	Four Base Options Available: 4-Leg Wood, 4-Leg Metal, 4-Prong Swivel with Glides and 5-Prong with Casters  4-Prong Swivel Base Model with Glides Features Self-Return  5-Prong Base Model with Casters Features Height-Adjustable Tilt-Lock Mechanism with 360-Degree Swivel Capability  4-Leg Wood Base Offered in all Standard and Custom Finishes on Ash  4-Leg Metal Base Available in Charcoal Grey, Metallic Silver, Chrome and Satin Black  4-Prong and 5-Prong Bases Offered in Charcoal Grey, Metallic Silver, Polished Aluminum and Satin Black  Premium Finishes Also Available  300 lb. Weight Capacity	4-Leg Metal 24" W x 24" D x 31.5" H  4-Leg Wood 24" W x 24" D x 31" H  4-Prong Swivel, Glides 24" W x 24" D x 31.75" H  5-Prong, Casters 24" W x 24" D x 31.25" H
 4-Leg Wood		
 4-Prong Swivel, Glides		
 5-Prong, Casters		

Accompanying lounge seating and stools also offered.

Designed by Gower + Woolf



800 585 5957 | 714 562 8200 | [encoreseating.com](http://encoreseating.com)

• An Arcadia Company •