

All shipments for this series will be blanket-wrapped as standard. For customers located in Territory 1 who require cartoning, a 5% upcharge will be added to each product. Please contact client services for additional information.

MAYLAND LOUNGE | Designed by Gower + Woolf

Please note that effective April 1st, 2025, a 4.5% tariff surcharge will be applied to the net subtotal on all orders.



SPECIFICATIONS:

- Available with Beech wood or metal frame.
- Metal frame available in standard and premium finishes. See below for options.
- For custom metal finish colors, please contact client services for pricing.
- Wood frame offered in all standard and custom finishes on Beech.
- For Super Matte Sable Beech, premium wood finish upcharge applies. Refer to options section for pricing.
- For custom wood finishes, please contact client services and add one-time upcharge of \$531 List per color per order.
- 350 lb. weight capacity.
- All dimensions are nominal.
- Refer to terms and conditions for general information regarding fabrics, finishes, warranty, freight, complete condition of sales and more.

STANDARD METAL FRAME FINISH COLORS:

- 0405 Charcoal Grey
- 0535 Metallic Silver
- 0630 Satin Black

PREMIUM METAL FRAME FINISH COLORS:

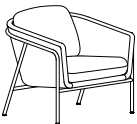

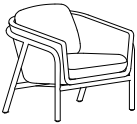
- 0605 Matte Black
- 0705 Matte Cotton
- 0788 Glossy Cotton
- 0805 Oasis
- 0905 Mint
- 1005 Mercury
- 1105 Canary
- 1205 Stone
- 1305 Sage
- 1405 Ice Blue
- 1505 Clay

All shipments for this series will be blanket-wrapped as standard. For customers located in Territory 1 who require cartoning, a 5% upcharge will be added to each product. Please contact client services for additional information.

MAYLAND LOUNGE | Designed by Gower + Woolf

ORDERING REQUIREMENTS:

- Model number
- Frame finish
- Upholstery selection
- Options, as applicable

MODEL	PRODUCT SPECIFICATIONS	FABRIC GRADES								LEATHER			
		COM	A	1	2	3	4	COL 5	6	7	8	L1	L2
5901 	<p> Lounge Chair, Metal Frame</p> <p>30.5" W x 30" D x 29.75" H Seat: 24" W x 19.5" D Seat Ht: 16.75" COM: 4 yds. COL: 80 sq. ft. 52 lbs.</p>	2,424	2,696	2,840	2,928	3,068	3,220	3,356	3,496	3,636	3,780	4,440	4,920
5901-W 	<p>Lounge Chair, Wood Frame</p> <p>31.75" W x 31" D x 29.75" H Seat: 24" W x 19.5" D Seat Ht: 16.75" COM: 4 yds. COL: 80 sq. ft. 51 lbs.</p>	2,976	3,248	3,392	3,480	3,620	3,772	3,908	4,048	4,188	4,332	4,992	5,472

OPTIONS

-PFM02	Premium Metal Frame Finish	\$101
-PFW03	Premium Wood Frame Finish	\$34
-NS04	Non-Skid Glides	\$26
-VCT04	VCT Tile Glides (metal frame model only)	\$28

 = Available on quick-ship program (standard metal base finishes only).

MAYLAND LOUNGE | Designed by Gower + Woolf

UPHOLSTERY COMBINATIONS:

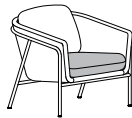
- For upholstery combinations, refer to the pricing below.
- When combining two COM/COV/COL fabrics, or fabrics with the same grade, add \$120 List per unit.
- When combining three or more COM/COV/COL fabrics, or fabrics with the same grade, add \$150 List per unit.
- When combining different grades of fabric, price will be based on the highest grade specified.
- Two-tone upholstery examples and yardage requirements for the most common combinations are listed below. Additional combinations available; please contact client services for yardage requirements and pricing.
- Note: Yardage amounts are based on fabric which is plain (i.e. non-directional) and a full 54" wide.
- Appropriate upholstery code must be included.



Code MY1

Model COM Requirement

All Back Cushion Only = .75 yd.
Balance of Chair = 3.5 yds.



Code MY2

Model COM Requirement

All Seat Cushion Only = 1 yd.
Balance of Chair = 3.25 yds.



Code MY3

Model COM Requirement

All Seat & Back Cushion = 2 yds.
Balance of Chair = 2.5 yds.