

All shipments for this series will be blanket-wrapped as standard. For customers located in Territory 1 who require cartoning, a 5% upcharge will be added to each product. Please contact client services for additional information.

PLAYGROUND MODULAR | Designed by Chris Panichella

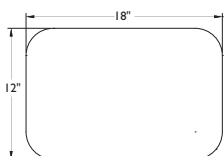
Please note that effective April 1st, 2025, a 4.5% tariff surcharge will be applied to the net subtotal on all orders.



SPECIFICATIONS:

- Metal frame available in standard and premium finishes. See following pages for options.
- For custom metal finish colors, please contact client services for pricing.
- Optional power units available for placement under seating units.
- Multiple bench sizes and shapes offered with or without backrest, available individually or in modular combinations.
- Optional ganging connector offered for modular configurations. Please specify "GCO7" with quantity and add \$66 List per set.
- Single seat benches feature 350 lb. weight capacity.
- Two-seat benches feature 600 lb. weight capacity.
- Please include layout drawings or sketch with each modular order.
- All dimensions are nominal.
- Refer to terms and conditions for general information regarding fabrics, finishes, warranty, freight, complete condition of sales and more.

ROTATING TABLET:



- Available on select modular bench units.
- Tablet size is 18" W x 12" D x .75" thick and features 360-degree turning radius.
- Two tablet surface options: wood veneer and laminate.
- Three wood species available: Beech, White Oak and Walnut.
- For custom wood finishes, please contact client services and add one-time upcharge of \$531 List per color per order.
- Premium wood finish upcharge applies to the following wood finishes. Refer to option section for pricing.
 - Super Matte Sable Beech
 - Alabaster Oak
 - Super Matte Sable Oak
- For custom laminate options, add \$649 List per color per order. Pre-approval required, please contact client services.
- For standard wood grain laminate or solid black laminate tops, edge will match unless specified otherwise.
- For all other solid laminates, edge will be exposed plywood substrate with clear coat finish.
- Tablet mounting post will match frame/leg finish unless specified otherwise.
- Please note that tablet is not available on modular corner units due to space limitations.

PLAYGROUND MODULAR | Designed by Chris Panichella

STATIONARY TABLE-ETTE:

- Available on select modular bench units.
- Table-ette size is 12" dia. x .75" thick.
- Two table-ette surface options: wood veneer and laminate.
- Three wood species available: Beech, White Oak and Walnut.
- For custom wood finishes, please contact client services and add one-time upcharge of \$531 List per color per order.
- Premium wood finish upcharge applies to the following wood finishes. Refer to option section for pricing.
 - Super Matte Sable Beech
 - Alabaster Oak
 - Super Matte Sable Oak
- For custom laminate options, add \$649 List per color per order. Pre-approval required, please contact client services.
- For standard wood grain laminate or solid black laminate tops, edge will match unless specified otherwise.
- For all other solid laminates, edge will be exposed plywood substrate with clear coat finish.
- Table-ette mounting post will match frame/leg finish unless specified otherwise.
- Please note that center placement for is only available on 56" straight bench and requires the addition of a center leg.
- Table-ette is not available on modular corner units due to space limitations.

STANDARD METAL FRAME FINISH COLORS:

- 0405 Charcoal Grey
- 0535 Metallic Silver
- 0199 Chrome
- 0630 Satin Black

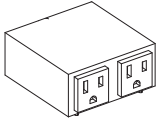
PREMIUM METAL FRAME FINISH COLORS:

- 0605 Matte Black
- 0705 Matte Cotton
- 0788 Glossy Cotton
- 0805 Oasis
- 0905 Mint
- 1005 Mercury
- 1105 Canary
- 1205 Stone
- 1305 Sage
- 1405 Ice Blue
- 1505 Clay

PLAYGROUND MODULAR | Designed by Chris Panichella

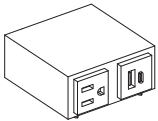
MINI-TAP POWER UNITS:

- Available on all models.
- Dimensions: 3" W x 3" D x 1.75" H
- Black and white color options.
- 72" electrical cord (no hardwire option or daisy chain feature available for this series).
- Placement is located under seat and may be affixed to side or front of seating unit. For side placement, unit will be centered. For front placement, please specify left, center or right, as seated.
- UL listed.



Mini-Tap 2 (MT2)

- Two outlets.

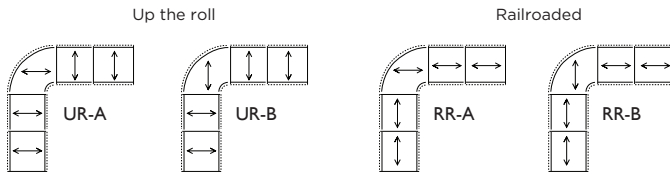


Mini-Tap 3 (MT3)

- One outlet, one USB-A and one USB-C charging port.

FABRIC APPLICATION:

- Fabric is cut "up the roll" as a standard cutting procedure (see example below). If another direction is required (i.e. "railroaded"), please specify and contact client services for yardage requirements.
- Note: Upholstery direction must be specified on corner units when patterned fabrics are selected. In the absence of specific instructions, Encore reserves the right to upholster at our discretion.



MODULAR ARRANGEMENTS:

- Optional ganging bracket available for modular bench units. Please specify "-GC07" with quantity and add \$66 List per set. One set contains two brackets for connecting two units together.
- Field assembly required.




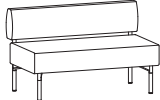
- Note: Layout drawings or sketch is required with each modular order.

All shipments for this series will be blanket-wrapped as standard. For customers located in Territory 1 who require cartoning, a 5% upcharge will be added to each product. Please contact client services for additional information.

PLAYGROUND MODULAR | Designed by Chris Panichella

ORDERING REQUIREMENTS:

- Model number
- Frame finish
- Upholstery selection
- Options, as applicable

MODEL	PRODUCT SPECIFICATIONS	FABRIC GRADES								LEATHER			
		COM	A	1	2	3	4	COL 5	6	7	8	L1	L2
7224-BR 	Bench with Backrest 24" Straight 24" W x 26.75" D x 29.5 H" Seat: 24" W x 23" D Seat Ht: 17.5" COM: 1.75 yds. COL: 35 sq. ft. 42 lbs.	2,036	2,155	2,218	2,257	2,318	2,385	2,444	2,505	2,567	2,630	2,918	3,128
7248-BR 	Bench with Backrest 48" Straight 48" W x 26.75" D x 29.5 H" Seat: 48" W x 23" D Seat Ht: 17.5" COM: 3.25 yds. COL: 65 sq. ft. 67 lbs.	2,859	3,080	3,197	3,269	3,383	3,506	3,617	3,730	3,844	3,961	4,497	4,887

OPTIONS

-PFM02	Premium Metal Frame Finish	\$101	-TAR02-()	Rotating Tablet, Right (as seated)	\$593
-MB01	Moisture Barrier (24" bench)	\$68	-TAL02-()	Rotating Tablet, Left (as seated)	\$593
-MB02	Moisture Barrier (48" bench)	\$89	-STR01-()	Stationary Table-ette, Right (as seated)	\$593
-NS04	Non-Skid Glides	\$26	-STL01-()	Stationary Table-ette, Left (as seated)	\$593
-GC07	Ganging Connector	\$66	-PFW01	Premium Wood Finish (tablet/table-ette)	\$12
-MT2-()	Mini-Tap Power Unit (2 power)	\$380			
-MT3-()	Mini-Tap Power Unit (1 power, 1 USB-A, 1 USB-C)	\$414			




Note: Please specify (-B) for black and (-W) for white on Mini-Tap Power Units. Please specify (-W) for wood and (-L) for laminate on Rotating Tablet and Stationary Table-ette.

All shipments for this series will be blanket-wrapped as standard. For customers located in Territory 1 who require cartoning, a 5% upcharge will be added to each product. Please contact client services for additional information.

PLAYGROUND MODULAR | Designed by Chris Panichella

ORDERING REQUIREMENTS:

- Model number
- Frame finish
- Upholstery selection
- Options, as applicable

MODEL	PRODUCT SPECIFICATIONS	FABRIC GRADES								LEATHER			
		COM	A	1	2	3	4	COL 5	6	7	8	L1	L2
7223-BR-L 	Bench with Backrest Left End Corner Unit 26.75" W x 26.75" D x 29.5" H Seat: 23" W x 23" D Seat Ht: 17.5" COM: 2.25 yds. COL: 45 sq. ft. 45 lbs.	2,286	2,439	2,520	2,570	2,649	2,734	2,811	2,889	2,968	3,049	3,420	3,690
7223-BR-C 	Bench with Backrest Corner Unit 26.75" W x 26.75" D x 29.5" H Seat: 23" W x 23" D Seat Ht: 17.5" COM: 2.25 yds. COL: 45 sq. ft. 45 lbs.	2,286	2,439	2,520	2,570	2,649	2,734	2,811	2,889	2,968	3,049	3,420	3,690
7223-BR-R 	Bench with Backrest Right End Corner Unit 26.75" W x 26.75" D x 29.5" H Seat: 23" W x 23" D Seat Ht: 17.5" COM: 2.25 yds. COL: 45 sq. ft. 45 lbs.	2,286	2,439	2,520	2,570	2,649	2,734	2,811	2,889	2,968	3,049	3,420	3,690

OPTIONS

-PFM02	Premium Metal Frame Finish	\$101
-MB01	Moisture Barrier (seat only)	\$68
-NS04	Non-Skid Glides	\$26
-GC07	Ganging Connector	\$66
-MT2(-)	Mini-Tap Power Unit (2 power)	\$380
-MT3(-)	Mini-Tap Power Unit (1 power, 1 USB-A, 1 USB-C)	\$414

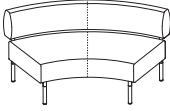
Note: Please specify (-B) for black and (-W) for white on Mini-Tap Power Units.

All shipments for this series will be blanket-wrapped as standard. For customers located in Territory 1 who require cartoning, a 5% upcharge will be added to each product. Please contact client services for additional information.

PLAYGROUND MODULAR | Designed by Chris Panichella

ORDERING REQUIREMENTS:

- Model number
- Frame finish
- Upholstery selection
- Options, as applicable

MODEL	PRODUCT SPECIFICATIONS	FABRIC GRADES								LEATHER			
		COM	A	1	2	3	4	COL 5	6	7	8	L1	L2
7260-BR	 <p>Bench with Backrest 60-Degree Inside Wedge 61.5" W x 31.25" D x 29.5 H" Seat: 57.5" W x 27.5" D Seat Ht: 17.5" COM: 4.25 yds. COL: 85 sq. ft. 72 lbs.</p>	3,419	3,708	3,861	3,955	4,104	4,265	4,410	4,558	4,707	4,860	5,561	6,071

OPTIONS

-PFM02	Premium Metal Frame Finish	\$101	-TAR02-()	Rotating Tablet, Right (as seated)	\$593
-MB02	Moisture Barrier (seat only)	\$89	-TAL02-()	Rotating Tablet, Left (as seated)	\$593
-NS04	Non-Skid Glides	\$26	-STR01-()	Stationary Table-ette, Right (as seated)	\$593
-GCO7	Ganging Connector	\$66	-STL01-()	Stationary Table-ette, Left (as seated)	\$593
-MT2-()	Mini-Tap Power Unit (2 power)	\$380	-PFW01	Premium Wood Finish (tablet/table-ette)	\$12
-MT3-()	Mini-Tap Power Unit (1 power, 1 USB-A, 1 USB-C)	\$414			


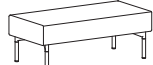
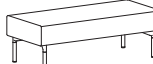
Note: Please specify (-B) for black and (-W) for white on Mini-Tap Power Units. Please specify (-W) for wood and (-L) for laminate on Rotating Tablet and Stationary Table-ette.

All shipments for this series will be blanket-wrapped as standard. For customers located in Territory 1 who require cartoning, a 5% upcharge will be added to each product. Please contact client services for additional information.

PLAYGROUND MODULAR | Designed by Chris Panichella

ORDERING REQUIREMENTS:

- Model number
- Leg finish
- Upholstery selection
- Options, as applicable

MODEL	PRODUCT SPECIFICATIONS	FABRIC GRADES										LEATHER	
		COM	A	1	2	3	4	COL 5	6	7	8	L1	L2
7224 	24" Straight Bench Overall: 24" W x 23" D x 17.5" H COM: 1.25 yds. COL: 25 sq. ft. 33 lbs.	1,336	1,421	1,466	1,494	1,538	1,585	1,628	1,671	1,715	1,760	1,966	2,116
7248 	48" Straight Bench Overall: 48" W x 23" D x 17.5" H COM: 1.75 yds. COL: 35 sq. ft. 56 lbs.	1,810	1,929	1,992	2,031	2,092	2,159	2,218	2,279	2,341	2,404	2,692	2,902
7256 	56" Straight Bench Overall: 56" W x 23" D x 17.5" H COM: 2.5 yds. COL: 40 sq. ft. 66 lbs.	2,121	2,291	2,381	2,436	2,524	2,619	2,704	2,791	2,879	2,969	3,381	3,681

OPTIONS

-PFM02	Premium Metal Leg Finish	\$101	-TAR02-()	Rotating Tablet, Right (as seated)	\$593
-MB01	Moisture Barrier (24" bench)	\$68	-TAC01-()	Rotating Tablet, Center	\$593
-MB02	Moisture Barrier (48" & 56" bench)	\$89	-TAL02-()	Rotating Tablet, Left (as seated)	\$593
-NS04	Non-Skid Glides	\$26	-STR01-()	Stationary Table-ette, Right (as seated)	\$593
-GC07	Ganging Connector	\$66	-STC02-()	Stationary Table-ette, Center	\$593
-MT2-()	Mini-Tap Power Unit (2 power)	\$414	-STL01-()	Stationary Table-ette, Left (as seated)	\$593
-MT3-()	Mini-Tap Power Unit (1 power, 1 USB-A, 1 USB-C)	\$380	-PFW01	Premium Wood Finish (tablet/table-ette)	\$12




Note: Please specify (-B) for black and (-W) for white on Mini-Tap Power Units. Please specify (-W) for wood and (-L) for laminate on Rotating Tablet and Stationary Table-ette.

All shipments for this series will be blanket-wrapped as standard. For customers located in Territory 1 who require cartoning, a 5% upcharge will be added to each product. Please contact client services for additional information.

PLAYGROUND MODULAR | Designed by Chris Panichella

ORDERING REQUIREMENTS:

- Model number
- Leg finish
- Upholstery selection
- Options, as applicable

MODEL	PRODUCT SPECIFICATIONS	FABRIC GRADES								LEATHER			
		COM	A	1	2	3	4	COL 5	6	7	8	L1	L2
7223-L 	Left End Corner Unit Overall: 23" W x 23" D x 17.5" H COM: 1.25 yds. COL: 25 sq. ft. 36 lbs.	1,389	1,474	1,519	1,547	1,591	1,638	1,681	1,724	1,768	1,813	2,019	2,169
7223-C 	Corner Unit Overall: 23" W x 23" D x 17.5" H COM: 1.25 yds. COL: 25 sq. ft. 36 lbs.	1,389	1,474	1,519	1,547	1,591	1,638	1,681	1,724	1,768	1,813	2,019	2,169
7223-R 	Right End Corner Unit Overall: 23" W x 23" D x 17.5" H COM: 1.25 yds. COL: 25 sq. ft. 36 lbs.	1,389	1,474	1,519	1,547	1,591	1,638	1,681	1,724	1,768	1,813	2,019	2,169

OPTIONS

-PFM02	Premium Metal Frame Finish	\$101
-MB02	Moisture Barrier (seat only)	\$68
-NS04	Non-Skid Glides	\$26
-GC07	Ganging Connector	\$66
-MT2(-)	Mini-Tap Power Unit (2 power)	\$380
-MT3(-)	Mini-Tap Power Unit (1 power, 1 USB-A, 1 USB-C)	\$414

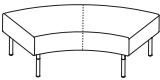
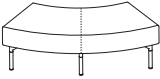
Note: Please specify (-B) for black and (-W) for white on Mini-Tap Power Units.

All shipments for this series will be blanket-wrapped as standard. For customers located in Territory 1 who require cartoning, a 5% upcharge will be added to each product. Please contact client services for additional information.

PLAYGROUND MODULAR | Designed by Chris Panichella

ORDERING REQUIREMENTS:

- Model number
- Leg finish
- Upholstery selection
- Options, as applicable

MODEL	PRODUCT SPECIFICATIONS	FABRIC GRADES										LEATHER	
		COM	A	1	2	3	4	COL 5	6	7	8	L1	L2
7260 	60-Degree Inside Wedge Bench Overall: 57.75" W x 27.5" D x 17.5" H COM: 2.25 yds. COL: 45 sq. ft. 48 lbs.	2,270	2,423	2,504	2,554	2,633	2,718	2,795	2,873	2,952	3,033	3,404	3,674
7261 	60-Degree Outside Wedge Bench Overall: 57.75" W x 27.5" D x 17.5" H COM: 2.25 yds. COL: 45 sq. ft. 48 lbs.	2,270	2,423	2,504	2,554	2,633	2,718	2,795	2,873	2,952	3,033	3,404	3,674

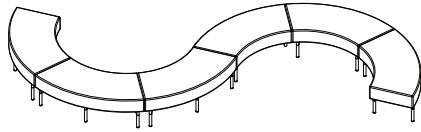
OPTIONS

-PFM02	Premium Metal Leg Finish	\$101	-TAR02-()	Rotating Tablet, Right (as seated)	\$593
-MB02	Moisture Barrier	\$89	-TAL02-()	Rotating Tablet, Left (as seated)	\$593
-NS04	Non-Skid Glides	\$26	-STR01-()	Stationary Table-ette, Right (as seated)	\$593
-GC07	Ganging Connector	\$66	-STL01-()	Stationary Table-ette, Left (as seated)	\$593
-MT2-()	Mini-Tap Power Unit (2 power)	\$414	-PFW01	Premium Wood Finish (tablet/table-ette)	\$12
-MT3-()	Mini-Tap Power Unit (1 power, 1 USB-A, 1 USB-C)	\$380			

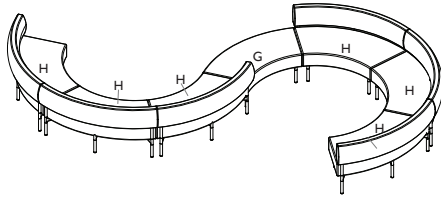
Note: Please specify (-B) for black and (-W) for white on Mini-Tap Power Units. Please specify (-W) for wood and (-L) for laminate on Rotating Tablet and Stationary Table-ette.

All shipments for this series will be blanket-wrapped as standard. For customers located in Territory 1 who require cartoning, a 5% upcharge will be added to each product. Please contact client services for additional information.

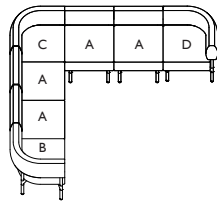
PLAYGROUND MODULAR - CONFIGURATION & ORDERING EXAMPLES



<u>Qty.</u>	<u>Model #</u>	<u>Description</u>	<u>COM List</u>
6	7260	60-Degree Inside Wedge Bench (\$2,270 List each)	\$13,620



<u>Qty.</u>	<u>Model #</u>	<u>Description</u>	<u>COM List</u>	<u>Key</u>
6	7260-BR	Bench with Backrest, 60-Degree Inside Wedge (\$3,419 List each)	\$20,514	H
1	7260	60-Degree Inside Wedge Bench	\$2,270	G
			\$22,784	

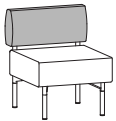


<u>Qty.</u>	<u>Model #</u>	<u>Description</u>	<u>COM List</u>	<u>Key</u>
4	7224-BR	Bench with Backrest, 24" Straight (\$2,036 List each)	\$8,144	A
1	7223-BR-L	Bench with Backrest, Left End Corner Unit	\$2,286	B
1	7223-BR-C	Bench with Backrest, Corner Unit	\$2,286	C
1	7223-BR-R	Bench with Backrest, Right End Corner Unit	\$2,286	D
			\$15,002	

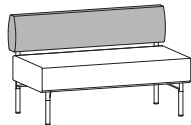
PLAYGROUND MODULAR | Designed by Chris Panichella

UPHOLSTERY COMBINATIONS:

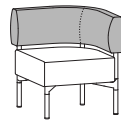
- For upholstery combinations, refer to the pricing below.
- When combining two COM/COV/COL fabrics, or fabrics with the same grade, add \$120 List per unit.
- When combining three or more COM/COV/COL fabrics, or fabrics with the same grade, add \$150 List per unit.
- When combining different grades of fabric, price will be based on the highest grade specified.
- Two-tone upholstery examples and yardage requirements for the most common combinations are listed below. Additional combinations available; please contact client services for yardage requirements and pricing.
- Note: Yardage amounts are based on fabric which is plain (i.e. non-directional) and a full 54" wide.
- Appropriate upholstery code must be included.



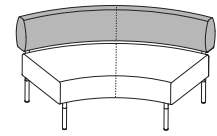
Code PL1
Model COM Requirement
 7224-BR Backrest Only = 1 yd.
 Balance of Bench = 1.75 yds.



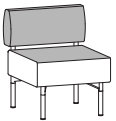
Code PL2
Model COM Requirement
 7248-BR Backrest Only = 2 yds.
 Balance of Bench = 2 yds.



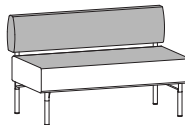
Code PL3
Model COM Requirement
 7223-BR-C Backrest Only = 1.25 yds.
 7223-BR-L Balance of Bench = 1.25 yds.
 7223-BR-R



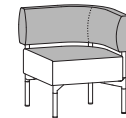
Code PL5
Model COM Requirement
 7260-BR Backrest Only = 2 yds.
 Balance of Bench = 2.25 yds.



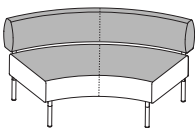
Code PL10
Model COM Requirement
 7224-BR Backrest & Top of Seat = 2.5 yds.
 Balance of Bench = .75 yd.



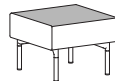
Code PL11
Model COM Requirement
 7248-BR Backrest & Top of Seat = 3.5 yds.
 Balance of Bench = .75 yd.



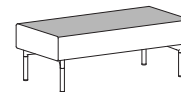
Code PL12
Model COM Requirement
 7223-BR-C Backrest & Top of Seat = 1.75 yds.
 7223-BR-L Balance of Bench = .75 yd.
 7223-BR-R



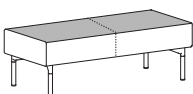
Code PL14
Model COM Requirement
 7260-BR Backrest & Top of Seat = 3 yds.
 Balance of Bench = 1.75 yds.



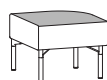
Code PL19
Model COM Requirement
 7224 Top of Seat = 1.5 yds.
 Balance of Bench = .75 yd.



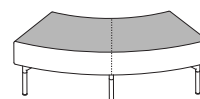
Code PL20
Model COM Requirement
 7248 Top of Seat = 1.5 yds.
 Balance of Bench = .75 yd.



Code PL21
Model COM Requirement
 7256 Top of Seat = 2 yds.
 Balance of Bench = .75 yd.



Code PL22
Model COM Requirement
 7223-C Top of Seat = 1.5 yds.
 7223-L Balance of Bench = .75 yd.
 7223-R



Code PL23
Model COM Requirement
 7260 Top of Seat = 1.75 yds.
 7261 Balance of Bench = 1.75 yds.