

All shipments for this series will be blanket-wrapped as standard. For customers located in Territory 1 who require cartoning, a 5% upcharge will be added to each product. Please contact client services for additional information.

TROVE SWIVEL | Designed by 5d Studio

Please note that effective April 1st, 2025, a 4.5% tariff surcharge will be applied to the net subtotal on all orders.



SPECIFICATIONS:

- Glass-filled nylon shell with optional upholstered seat and back pads.
- Shell available in 3 colors. Please refer to listing below.
- Two swivel base options: 4-prong with glides and 5-prong with casters.
- 4-prong swivel base models feature auto-return and are available with polished aluminum base finish as standard.
- 5-prong base models feature height adjustability and swivel properties, with rocker/tilt or non-tilting mechanisms and black nylon base as standard. Polished aluminum base also available. Please specify (-AB02) after model number and refer to listed pricing.
- Premium finishes also available on both base options. Please refer to listing below.
- Poly tread casters provide universal flooring applicability, whether hard-surface or carpet, and are available in white, black and charcoal grey, please specify.
- 400 lb. weight capacity.
- All dimensions are nominal.
- Refer to terms and conditions for general information regarding fabrics, finishes, warranty, freight, complete condition of sales and more.

SHELL COLORS:

- 136 Studio White
- 137 Simply Black
- 138 Charcoal

CASTER COLORS:

- White
- Black
- Charcoal

PREMIUM BASE FINISH COLORS:




- 0405 Charcoal Grey
- 0535 Metallic Silver
- 0605 Matte Black
- 0630 Satin Black
- 0705 Matte Cotton
- 0788 Glossy Cotton
- 0805 Oasis
- 0905 Mint
- 1005 Mercury
- 1105 Canary
- 1205 Stone
- 1305 Sage
- 1405 Ice Blue
- 1505 Clay

All shipments for this series will be blanket-wrapped as standard. For customers located in Territory 1 who require cartoning, a 5% upcharge will be added to each product. Please contact client services for additional information.

TROVE SWIVEL | Designed by 5d Studio

ORDERING REQUIREMENTS:

- Model number
- Shell color
- Base finish
- Upholstery selection, as applicable
- Options, as applicable

MODEL	PRODUCT SPECIFICATIONS	FABRIC GRADES								LEATHER			
		COM	A	1	2	3	4	COL 5	6	7	8	L1	L2
9703 	Nylon Shell, 4-Prong Metal Swivel Base with Auto-Return, Glides 23.5" W x 21.5" D x 30" H Seat: 18" W x 18.5" D Seat Ht: 17.5" 21 lbs.	1,042											
9703-US 	Nylon Shell with Upholstered Seat Pad, 4-Prong Metal Swivel Base with Auto-Return, Glides 23.5" W x 21.75" D x 30" H Seat: 18" W x 18.75" D Seat Ht: 18.75" COM: .75 yd. COL: 15 sq. ft. 22 lbs.	1,121	1,172	1,199	1,216	1,242	1,271	1,296	1,322	1,349	1,376	1,499	1,589
9703-US-UB 	Nylon Shell with Upholstered Seat and Back Pads, 4-Prong Metal Swivel Base with Auto-Return, Glides 23.5" W x 21.75" D x 30" H Seat: 18" W x 18.75" D Seat Ht: 18.75" COM: 1.25 yds. COL: 25 sq. ft. 23 lbs.	1,200	1,285	1,330	1,358	1,402	1,449	1,492	1,535	1,579	1,624	1,830	1,980

OPTIONS




- PFM02 Premium Metal Base Finish \$101
- NS04 Non-Skid Glides \$26

All shipments for this series will be blanket-wrapped as standard. For customers located in Territory 1 who require cartoning, a 5% upcharge will be added to each product. Please contact client services for additional information.

TROVE SWIVEL | Designed by 5d Studio

ORDERING REQUIREMENTS:

- Model number
- Shell color
- Base finish
- Upholstery selection, as applicable
- Options, as applicable

MODEL	PRODUCT SPECIFICATIONS	BASE FINISH	FABRIC GRADES								LEATHER			
			COM	A	1	2	3	4	COL 5	6	7	8	L1	L2
9704 	Nylon Shell, 5-Prong Base, Casters, Non-Tilt, Height Adjustable Swivel Mechanism 23.5" W x 21.5" D x 30" H Seat: 18" W x 18.5" D Seat Ht: 17.5" 22 lbs.	Black Nylon	981											
		Polished Aluminum (-AB02)	1,168											
9704-US 	Nylon Shell with Upholstered Seat Pad, 5-Prong Base, Casters, Non-Tilt, Height Adjustable Swivel Mechanism 23.5" W x 21.75" D x 30" H Seat: 18" W x 18.75" D Seat Ht: 18.75" COM: .75 yd. COL: 15 sq. ft. 23 lbs.	Black Nylon	1,060	1,111	1,138	1,155	1,181	1,210	1,235	1,261	1,288	1,315	1,438	1,528
		Polished Aluminum (-AB02)	1,247	1,298	1,325	1,342	1,368	1,397	1,422	1,448	1,475	1,502	1,625	1,715
9704-US-UB 	Nylon Shell with Upholstered Seat and Back Pads, 5-Prong Base, Casters, Non-Tilt, Height Adjustable Swivel Mechanism 23.5" W x 21.75" D x 30" H Seat: 18" W x 18.75" D Seat Ht: 18.75" COM: 1.25 yds. COL: 25 sq. ft. 24 lbs.	Black Nylon	1,139	1,224	1,269	1,297	1,341	1,388	1,431	1,474	1,518	1,563	1,769	1,919
		Polished Aluminum (-AB02)	1,326	1,411	1,456	1,484	1,528	1,575	1,618	1,661	1,705	1,750	1,956	2,106

OPTIONS

-PFM02	Premium Metal Base Finish (apply to polished aluminum base price)	\$101
-SK01	Stool Kit*	\$120




*Stool kit reduces weight capacity to 275 lbs.

All shipments for this series will be blanket-wrapped as standard. For customers located in Territory 1 who require cartoning, a 5% upcharge will be added to each product. Please contact client services for additional information.

TROVE SWIVEL | Designed by 5d Studio

ORDERING REQUIREMENTS:

- Model number
- Shell color
- Base finish
- Upholstery selection, as applicable
- Options, as applicable

MODEL	PRODUCT SPECIFICATIONS	BASE FINISH	FABRIC GRADES								LEATHER			
			COM	A	1	2	3	4	COL 5	6	7	8	L1	L2
9704-RM01 	Nylon Shell, 5-Prong Base, Casters, Height Adjustable Swivel Mechanism with Rocker/Tilt Feature 23.5" W x 21.5" D x 30" H Seat: 18" W x 18.5" D Seat Ht: 17.5" 24 lbs.	Black Nylon	1,075											
		Polished Aluminum (-AB02)	1,262											
9704-US-RM01 	Nylon Shell with Upholstered Seat Pad, 5-Prong Base, Casters, Height Adjustable Swivel Mechanism with Rocker/Tilt Feature 23.5" W x 21.75" D x 30" H Seat: 18" W x 18.75" D Seat Ht: 18.75" COM: .75 yd. COL: 15 sq. ft. 25 lbs.	Black Nylon	1,154	1,205	1,232	1,249	1,275	1,304	1,329	1,355	1,382	1,409	1,532	1,622
		Polished Aluminum (-AB02)	1,341	1,392	1,419	1,436	1,462	1,491	1,516	1,542	1,569	1,596	1,719	1,809
9704-US-UB-RM01 	Nylon Shell with Upholstered Seat and Back Pads, 5-Prong Base, Casters, Height Adjustable Swivel Mechanism with Rocker/Tilt Feature 23.5" W x 21.75" D x 30" H Seat: 18" W x 18.75" D Seat Ht: 18.75" COM: 1.25 yds. COL: 25 sq. ft. 26 lbs.	Black Nylon	1,233	1,318	1,363	1,391	1,435	1,482	1,525	1,568	1,612	1,657	1,863	2,013
		Polished Aluminum (-AB02)	1,420	1,505	1,550	1,578	1,622	1,669	1,712	1,755	1,799	1,844	2,050	2,200

OPTIONS

-PFM02 Premium Metal Base Finish \$101
(apply to polished aluminum base price)

All shipments for this series will be blanket-wrapped as standard. For customers located in Territory 1 who require cartoning, a 5% upcharge will be added to each product. Please contact client services for additional information.

TROVE SWIVEL | Designed by 5d Studio

UPHOLSTERY COMBINATIONS:

- For upholstery combinations, refer to the pricing below.
- When combining two COM/COV/COL fabrics, or fabrics with the same grade, add \$120 List per unit.
- When combining three or more COM/COV/COL fabrics, or fabrics with the same grade, add \$150 List per unit.
- When combining different grades of fabric, price will be based on the highest grade specified.
- Two-tone upholstery examples and yardage requirements for the most common combinations are listed below. Additional combinations available; please contact client services for yardage requirements and pricing.
- Note: Yardage amounts are based on fabric which is plain (i.e. non-directional) and a full 54" wide.
- Appropriate upholstery code must be included.



Code	TV1
<u>Model</u>	<u>COM Requirement</u>
9703-US-UB	Seat Pad = .75 yd.
9704-US-UB	Back Pad = .75 yd.
9704-US-UB-RM01	