

All shipments for this series will be blanket-wrapped as standard. For customers located in Territory 1 who require cartoning, a 5% upcharge will be added to each product. Please contact client services for additional information.

TWIRL® GUEST | Designed by Chris & Jon Panichella

Please note that effective April 1st, 2025, a 4.5% tariff surcharge will be applied to the net subtotal on all orders.



SPECIFICATIONS:

- Fully upholstered and wood back shell models available.
- Wood back shell models feature upholstered back cushion and fully upholstered seat.
- Wood back shell models feature exposed plywood edge.
- Edge finish on wood back shell models will match veneer finish as standard.
- Four base options: 4-leg metal, metal swivel, 4-leg wood and wood swivel.
- Swivel base models feature self-return.
- Metal bases available in standard and premium finishes.
- For custom metal finish colors, please contact client services for pricing.
- Wood offered in all standard and custom finishes on Ash.
- For Alabaster and Super Matte Sable Ash, premium wood finish upcharge applies. Refer to options section for pricing.
- For custom wood finishes, please contact client services and add one-time upcharge of \$531 List per color per order.
- 300 lb. weight capacity.
- All dimensions are nominal.
- Refer to terms and conditions for general information regarding fabrics, finishes, warranty, freight, complete condition of sales and more.

STANDARD METAL BASE FINISH COLORS:

- 0405 Charcoal Grey
- 0535 Metallic Silver
- 0199 Chrome (4-leg base only)
- 0299 Polished Aluminum (swivel base only)
- 0630 Satin Black

PREMIUM METAL BASE FINISH COLORS:





- 0605 Matte Black
- 0705 Matte Cotton
- 0788 Glossy Cotton
- 0805 Oasis
- 0905 Mint
- 1005 Mercury
- 1105 Canary
- 1205 Stone
- 1305 Sage
- 1405 Ice Blue
- 1505 Clay

All shipments for this series will be blanket-wrapped as standard. For customers located in Territory 1 who require cartoning, a 5% upcharge will be added to each product. Please contact client services for additional information.

TWIRL® GUEST | Designed by Chris & Jon Panichella

ORDERING REQUIREMENTS:

- Model number
- Wood back finish
- Base finish
- Upholstery selection
- Options, as applicable

MODEL	PRODUCT SPECIFICATIONS	FABRIC GRADES										LEATHER	
		COM	A	1	2	3	4	COL 5	6	7	8	L1	L2
60121-W 	Guest Chair, 4-Leg Metal Base Wood Back with Upholstered Cushion 24.5" W x 23.5" D x 30" H Seat: 18" W x 18" D Seat Ht: 19" COM: 2 yds. COL: 40 sq. ft. 23 lbs.	1,617	1,753	1,825	1,869	1,939	2,015	2,083	2,153	2,223	2,295	2,625	2,865
60123-W 	Guest Chair, Metal Swivel Base Wood Back with Upholstered Cushion 23.5" W x 23" D x 29.5" H Seat: 18" W x 18" D Seat Ht: 18.5" COM: 2 yds. COL: 40 sq. ft. 25 lbs.	1,771	1,907	1,979	2,023	2,093	2,169	2,237	2,307	2,377	2,449	2,779	3,019
60124-W 	Guest Chair, 4-Leg Wood Base Wood Back with Upholstered Cushion 23.5" W x 25" D x 29.5" H Seat: 18" W x 18" D Seat Ht: 18.5" COM: 2 yds. COL: 40 sq. ft. 24 lbs.	1,634	1,770	1,842	1,886	1,956	2,032	2,100	2,170	2,240	2,312	2,642	2,882
60127-W 	Guest Chair, Wood Swivel Base Wood Back with Upholstered Cushion 23.5" W x 24" D x 29.5" H Seat: 18" W x 18" D Seat Ht: 18.5" COM: 2 yds. COL: 40 sq. ft. 27 lbs.	1,970	2,106	2,178	2,222	2,292	2,368	2,436	2,506	2,576	2,648	2,978	3,218

OPTIONS

-PFM02	Premium Metal Base Finish	\$101
-PFW03	Premium Wood Finish (wood back only)	\$34
-PFW04	Premium Wood Finish (wood back and base)	\$46
-NSO4	Non-Skid Glides (4-leg models only)	\$26
-NSO4	Non-Skid Glides (swivel base models only)	\$26
-CO2	Casters (metal swivel base models only)*	\$70





*Caster models feature 5-star base with swivel mechanism. Please apply upcharge to corresponding metal swivel base List price.

All shipments for this series will be blanket-wrapped as standard. For customers located in Territory 1 who require cartoning, a 5% upcharge will be added to each product. Please contact client services for additional information.

TWIRL® GUEST | Designed by Chris & Jon Panichella

ORDERING REQUIREMENTS:

- Model number
- Base finish
- Upholstery selection
- Options, as applicable

MODEL	PRODUCT SPECIFICATIONS	FABRIC GRADES										LEATHER	
		COM	A	1	2	3	4	COL 5	6	7	8	L1	L2
60121-U 	Guest Chair, 4-Leg Metal Base Fully Upholstered 25" W x 24" D x 30.5" H Seat: 18" W x 18" D Seat Ht: 19" COM: 2.25 yds. COL: 45 sq. ft. 25 lbs.	1,638	1,791	1,872	1,922	2,001	2,086	2,163	2,241	2,320	2,401	2,772	3,042
60123-U 	Guest Chair, Metal Swivel Base Fully Upholstered 24" W x 23.5" D x 30" H Seat: 18" W x 18" D Seat Ht: 18.5" COM: 2.25 yds. COL: 45 sq. ft. 27 lbs.	1,789	1,942	2,023	2,073	2,152	2,237	2,314	2,392	2,471	2,552	2,923	3,193
60124-U 	Guest Chair, 4-Leg Wood Base Fully Upholstered 24" W x 25.5" D x 30" H Seat: 18" W x 18" D Seat Ht: 18.5" COM: 2.25 yds. COL: 45 sq. ft. 26 lbs.	1,635	1,788	1,869	1,919	1,998	2,083	2,160	2,238	2,317	2,398	2,769	3,039
60127-U 	Guest Chair, Wood Swivel Base Fully Upholstered 24" W x 24.5" D x 30" H Seat: 18" W x 18" D Seat Ht: 18.5" COM: 2.25 yds. COL: 45 sq. ft. 29 lbs.	1,982	2,135	2,216	2,266	2,345	2,430	2,507	2,585	2,664	2,745	3,116	3,386

OPTIONS

-PFM02	Premium Metal Base Finish	\$101
-PFW02	Premium Wood Finish	\$23
-NSO4	Non-Skid Glides (4-leg models only)	\$26
-NSO4	Non-Skid Glides (swivel base models only)	\$26
-CO2	Casters (metal swivel base models only)*	\$70

*Caster models feature 5-star base with swivel mechanism. Please apply upcharge to corresponding metal swivel base List price.

TWIRL® GUEST | Designed by Chris & Jon Panichella

UPHOLSTERY COMBINATIONS:

- For upholstery combinations, refer to the pricing below.
- When combining two COM/COV/COL fabrics, or fabrics with the same grade, add \$120 List per unit.
- When combining three or more COM/COV/COL fabrics, or fabrics with the same grade, add \$150 List per unit.
- When combining different grades of fabric, price will be based on the highest grade specified.
- Two-tone upholstery examples and yardage requirements for the most common combinations are listed below. Additional combinations available; please contact client services for yardage requirements and pricing.
- Note: Yardage amounts are based on fabric which is plain (i.e. non-directional) and a full 54" wide.
- Appropriate upholstery code must be included.



Code

Model

60121-U
60123-U
60124-U
60127-U

TW1

COM Requirement

Back Shell = 1.75 yds.
Balance of Chair = 1.25 yds.



Code

Model

60121-U
60123-U
60124-U
60127-U

TW2

COM Requirement

Back Shell & Seat Cushion = 2.5 yds.
Lower Side Panels = 1 yd.



Code

Model

60121-U
60123-U
60124-U
60127-U

TW3

COM Requirement

Back Shell & Lower Side Panels = 1.75 yds.
Seat Cushion = .75 yd.



Code

Model

60121-U
60123-U
60124-U
60127-U

TW4

COM Requirement

Inside Back Cushion & Seat Cushion = 1.5 yds.
Balance of Chair = 1.5 yds.



Code

Model

60121-W
60123-W
60124-W
60127-W

TW5

COM Requirement

Inside Back Cushion = 1 yd.
Balance of Chair = 1.25 yds.



Code

Model

60121-W
60123-W
60124-W
60127-W

TW6

COM Requirement

Inside Back Cushion & Seat Cushion = 1.5 yds.
Lower Side Panels = 1 yd.



Code

Model

60121-W
60123-W
60124-W
60127-W

TW7

COM Requirement

Inside Back Cushion & Lower Side Panels = 1.75 yds.
Seat Cushion = .75 yd.