

## TROVE NESTING | Designed by 5d Studio

Please note that effective April 1st, 2025, a 4.5% tariff surcharge will be applied to the net subtotal on all orders.



### SPECIFICATIONS:

- Guest chair collection with passive nesting capability (no lifting of seat required).
- To nest, simply push chairs together.
- Glass-filled nylon shell with optional upholstered seat and back pads.
- Shell available in 3 colors. Please refer to listing below.
- Three base options: 4-leg metal with casters, 4-leg metal with glides and 4-leg wood with glides.
- 4-leg metal bases offered in standard and premium metal finishes. Please refer to listing below.
- Poly tread casters provide universal flooring applicability, whether hard-surface or carpet, and are available in white, black and charcoal grey, please specify.
- Glides on 4-leg metal models available in black only.
- 4-leg wood base offered in all standard finishes on Beech and features metal trim.
- For Super Matte Sable Beech, premium wood finish upcharge applies. Refer to options section for pricing.
- For custom wood finish colors, please contact client services for pricing.
- Metal trim on wood leg models offered in standard and premium metal finishes. Please refer to listing below.
- If cartoning is required, chairs are packaged in units of three (3). A \$20 List carton break charge will be applied for orders with only one or two chairs.
- Maximum weight capacity: 300 lbs. for wood 4-leg models and 400 lbs. for metal 4-leg models.
- All dimensions are nominal.
- Refer to terms and conditions for general information regarding fabrics, finishes, warranty, freight, complete condition of sales and more.

### SHELL COLORS:

- 136 Studio White
- 137 Simply Black
- 138 Charcoal

### CASTER COLORS:

- White
- Black
- Charcoal

### STANDARD METAL BASE AND TRIM FINISH COLORS:

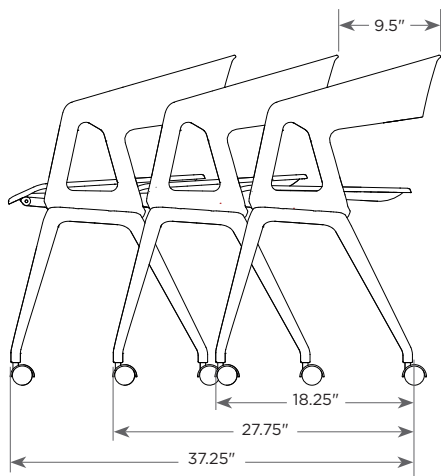
- 0405 Charcoal Grey
- 0630 Satin Black
- 0705 Matte Cotton

### PREMIUM METAL BASE AND TRIM FINISH COLORS:

- 0535 Metallic Silver
- 0605 Matte Black
- 0788 Glossy Cotton
- 0805 Oasis
- 0905 Mint
- 1005 Mercury
- 1105 Canary
- 1205 Stone
- 1305 Sage
- 1405 Ice Blue
- 1505 Clay

## TROVE NESTING | Designed by 5d Studio

### NESTING DIMENSIONS:






\*Dimensions are nominal and based on the average distance between nested chairs.

## TROVE NESTING | Designed by 5d Studio

### ORDERING REQUIREMENTS:

- Model number
- Shell color
- Base finish
- Caster color
- Upholstery selection, as applicable
- Options, as applicable

MODEL	PRODUCT SPECIFICATIONS	FABRIC GRADES								LEATHER			
		COM	A	1	2	3	4	COL 5	6	7	8	L1	L2
9701	<div></div> <div><b>Nylon Shell, 4-Leg Metal Base, Casters</b> 23.5" W x 21.5" D x 30" H Seat: 18" W x 18.5" D Seat Ht: 17.5" 21 lbs.</div>	613											
9701-US	<div></div> <div><b>Nylon Shell with Upholstered Seat Pad, 4-Leg Metal Base, Casters</b> 23.5" W x 21.75" D x 30" H Seat: 18" W x 18.75" D Seat Ht: 18.75" COM: .75 yd. COL: 15 sq. ft. 22 lbs.</div>	691	742	769	786	812	841	866	892	919	946	1,069	1,159
9701-US-UB	<div></div> <div><b>Nylon Shell with Upholstered Seat and Back Pads, 4-Leg Metal Base, Casters</b> 23.5" W x 21.75" D x 30" H Seat: 18" W x 18.75" D Seat Ht: 18.75" COM: 1.25 yds. COL: 25 sq. ft. 23 lbs.</div>	770	855	900	928	972	1,019	1,062	1,105	1,149	1,194	1,400	1,550




### OPTIONS

-PFM02	Premium Metal Base Finish	\$101
-GD00	Glides (black finish only)	n/c
-NS04	Non-Skid Glides (for -GD00 option)	\$26

## TROVE NESTING | Designed by 5d Studio

### ORDERING REQUIREMENTS:

- Model number
- Shell color
- Wood base finish
- Trim finish
- Upholstery selection, as applicable
- Options, as applicable

MODEL	PRODUCT SPECIFICATIONS	FABRIC GRADES								LEATHER			
		COM	A	1	2	3	4	COL 5	6	7	8	L1	L2
9702	<div></div> <div><b>Nylon Shell, 4-Leg Wood Base, Glides</b> 23.5" W x 21.5" D x 30" H Seat: 18" W x 18.5" D Seat Ht: 17.5" 21 lbs.</div>	823											
9702-US	<div></div> <div><b>Nylon Shell with Upholstered Seat Pad, 4-Leg Wood Base, Glides</b> 23.5" W x 21.75" D x 30" H Seat: 18" W x 18.75" D Seat Ht: 18.75" COM: .75 yd. COL: 15 sq. ft. 22 lbs.</div>	901	952	979	996	1,022	1,051	1,076	1,102	1,129	1,156	1,279	1,369
9702-US-UB	<div></div> <div><b>Nylon Shell with Upholstered Seat and Back Pads, 4-Leg Wood Base, Glides</b> 23.5" W x 21.75" D x 30" H Seat: 18" W x 18.75" D Seat Ht: 18.75" COM: 1.25 yds. COL: 25 sq. ft. 23 lbs.</div>	980	1,065	1,110	1,138	1,182	1,229	1,272	1,315	1,359	1,404	1,610	1,760

### OPTIONS

-PFW02	Premium Wood Base Finish	\$23
-LT01	Premium Metal Trim Finish	\$119
-NS04	Non-Skid Glides	\$26

## TROVE NESTING | Designed by 5d Studio

### UPHOLSTERY COMBINATIONS:

- For upholstery combinations, refer to the pricing below.
- When combining two COM/COV/COL fabrics, or fabrics with the same grade, add \$120 List per unit.
- When combining three or more COM/COV/COL fabrics, or fabrics with the same grade, add \$150 List per unit.
- When combining different grades of fabric, price will be based on the highest grade specified.
- Two-tone upholstery examples and yardage requirements for the most common combinations are listed below. Additional combinations available; please contact client services for yardage requirements and pricing.
- Note: Yardage amounts are based on fabric which is plain (i.e. non-directional) and a full 54" wide.
- Appropriate upholstery code must be included.



#### Code

#### Model

9701-US-UB

9702-US-UB

#### TV1

#### COM Requirement

Seat Pad = .75 yd.

Back Pad = .75 yd.