

**8093 In The Cloud was tested and met the following flammability requirements:**

ASTM E84 Unadhered Class A  
CA TB 117-2013

**Tested For:** Liz Sanzari

Designtex

200 Hudson Street, 9th Floor

New York, NY 10013

USA

**Phone:** (212) 886-8211**Fax:****Mobile:****PO#:****Email:** esanzari@designtex.com**Received:** 12/5/2024**Completed:** 12/9/2024**Code:** X**Test Report:** 3-58277-0**Key Test:** ASTM E84/ACT

785

**Client's Identification:**

Style: 8093 In The Cloud. Finish: None. Composition: 100% Polyester. Weight: 31 oz/ly. Product End Use: Upholstery, Panel.

Test Category: Tunnel Test    Specifier: ACT    LE 2024; V 08/24 BG    PC: ME

TEST PERFORMED: ASTM E84 - Standard Test Method for Surface Burning Characteristics of Building Materials

As cited by the Association of Contract Textiles (ACT) Voluntary Performance Guidelines (December 2021)

APPROXIMATE THICKNESS OF SPECIMEN (as measured by SGS North America): 0.078"

SPECIMEN WEIGHT (to include substrate when applicable):

Prior to Conditioning: 5.8 lbs.

Stabilized Weight (taken twice within 24 hours): 5.8 lbs.

**PRODUCT CATEGORY:**

- Textile Type Product  
 Vinyl Type Product  
 Other than Textile Type or Vinyl Type Product: \_\_\_\_\_

**BRIEF DESCRIPTION OF TEST:** This test method is used to determine the relative burning behavior of a material under defined test conditions. The test is performed in a 25 ft. long tunnel/duct-like apparatus and is often referred to as the "tunnel test". The test contemplates a calibration where Red Oak burns to the 24 ft. mark in 5.5 minutes  $\pm$  15 seconds. During the actual test, a 24 ft. long x 23" wide specimen rests horizontally in a ceiling configuration inside the test chamber facing downward and toward two upward oriented burners. A furnace lid that rests in a water trough seals the chamber tight. A cement board placed on the backside of each specimen assembly protects the furnace lid during the test. The near face of the specimen is subjected to a 4.5 ft. flame insult of approximately 88 kW for ten minutes. The time and distance of the spread of flame along the length of the specimen and the smoke developed as read by the photometric system are all recorded. The Flame Spread and Smoke Developed are reported as an Index.

The results contained in this report relate only to the item(s) tested. The test report shall not be reproduced except in full, without written approval from SGS North America.

This document is issued by the Company subject to its General Conditions of Service printed overleaf, available on request or accessible at <http://www.sgs.com/en/Terms-and-Conditions.aspx> and, for electronic format documents, subject to Terms and Conditions for Electronic Documents at <http://www.sgs.com/en/Terms-and-Conditions/terms-e-document.aspx>. Attention is drawn to the limitation of liability, indemnification and jurisdiction issues defined therein. Any holder of this document is advised that information contained hereon reflects the Company's findings at the time of its intervention only and within the limits of Client's instructions, if any. The Company's sole responsibility is to its Client and this document does not exonerate parties to a transaction from exercising all their rights and obligations under the transaction documents. This document cannot be reproduced except in full, without prior written approval of the Company. Any unauthorized alteration, forgery or falsification of the content or appearance of this document is unlawful and offenders may be prosecuted to the fullest extent of the law. Unless otherwise stated the results shown in this test report refer only to the sample(s) tested and such sample(s) are retained for a maximum of 45 days only.

**Tested For:** Liz Sanzari

Designtex

200 Hudson Street, 9th Floor

New York, NY 10013

USA

**Phone:** (212) 886-8211**Fax:****Mobile:****PO#:****Email:** esanzari@designtex.com**Received:** 12/5/2024**Completed:** 12/9/2024**Code:** X**Test Report:** 3-58277-0**Key Test:** ASTM E84/ACT

785

**SPECIMEN MOUNTING:**

- Self-supporting: The test specimen was rigid enough to be self-supporting when placed into test position. No additional support was required.
- Adhered to IRC: The test specimen was bonded to " Inorganic Reinforced Cement (IRC) boards.
- Adhered to Gypsum: The test specimen was adhered to 5/8" thick Type X gypsum board.
- Unadhered: The specimen was not adhered to any substrate. Instead, it was laid over a 2" hexagonal wire mesh screen and 1/4" rods.
- Other: \_\_\_\_\_

**DISCUSSION: 3.2.1.1:** Self-supporting specimens, after being mounted on the ledges of the test furnace, are structurally capable of supporting their own weight prior to the test and during the test without the use of additional supports. Examples of self-supporting specimen behavior include the ability to do the following without the use of additional supporting elements:

- (1) Prior to and during the test, the specimen stays in its position to such an extent that it does not interfere with the effect of the burner flame.
- (2) During the test, the specimen does not interrupt the progression of the flame front along the specimen. A specimen may still be considered self-supporting if it sags during the test or if debris falls from the specimen as long as this behavior does not interfere with the progress of the flame front.

**SPECIMEN LENGTH:** The 24 ft. length was comprised of:

- Continuous unbroken 24 ft. length
- Sections:  Three 8 ft. sections butted end to end
- Three 8 ft. sections positively joined
- Four 5 ft. and one 4 ft. sections butted end to end
- Other: \_\_\_\_\_

**ADHESIVE (applied by SGS North America):**  No

Yes (specify): \_\_\_\_\_

The results contained in this report relate only to the item(s) tested. The test report shall not be reproduced except in full, without written approval from SGS North America.

This document is issued by the Company subject to its General Conditions of Service printed overleaf, available on request or accessible at <http://www.sgs.com/en/Terms-and-Conditions.aspx> and, for electronic format documents, subject to Terms and Conditions for Electronic Documents at <http://www.sgs.com/en/Terms-and-Conditions/terms-e-document.aspx>. Attention is drawn to the limitation of liability, indemnification and jurisdiction issues defined therein. Any holder of this document is advised that information contained hereon reflects the Company's findings at the time of its intervention only and within the limits of Client's instructions, if any. The Company's sole responsibility is to its Client and this document does not exonerate parties to a transaction from exercising all their rights and obligations under the transaction documents. This document cannot be reproduced except in full, without prior written approval of the Company. Any unauthorized alteration, forgery or falsification of the content or appearance of this document is unlawful and offenders may be prosecuted to the fullest extent of the law. Unless otherwise stated the results shown in this test report refer only to the sample(s) tested and such sample(s) are retained for a maximum of 45 days only.



<b>Tested For:</b> <b>Liz Sanzari</b> Designtex 200 Hudson Street, 9th Floor New York, NY 10013 USA	<b>Phone:</b> (212) 886-8211 <b>Fax:</b> <b>Mobile:</b> <b>PO#:</b> <b>Email:</b> esanzari@designtex.com	<b>Received:</b> 12/5/2024 <b>Completed:</b> 12/9/2024 <b>Code:</b> X <b>Test Report:</b> 3-58277-0
---	--	--

**Key Test:** ASTM E84/ACT 785

**OBSERVATIONS:**

- No unusual observations
- Burning Drips to Floor further qualified as:  Minor;  Moderate;  Major
- Delamination
- Sagging
- Shrinkage
- Fallout (specimen displacement from ceiling mount)
- Other: \_\_\_\_\_

**REMARKS:**  None  
 Other: \_\_\_\_\_

**RESULTS:** Flame Spread Index: 5  
 Smoke Developed: 250

**ROUNDING:** Flame Spread Index value has been rounded to the nearest multiple of 5.  
 Smoke Developed value has been rounded to:

Raw Data	Rounded
Less than 200	Nearest multiple of 5
200 or more	Nearest multiple of 50

**ACCEPTANCE CRITERIA (as cited by ACT):**

	Flame Spread Index	Smoke Developed
<b>Class A</b>	0 - 25	450 or less

**NOTE:** Class A is also known as Class 1 and may be so specified in some Codes.

The results contained in this report relate only to the item(s) tested. The test report shall not be reproduced except in full, without written approval from SGS North America.

This document is issued by the Company subject to its General Conditions of Service printed overleaf, available on request or accessible at <http://www.sgs.com/en/Terms-and-Conditions.aspx> and, for electronic format documents, subject to Terms and Conditions for Electronic Documents at <http://www.sgs.com/en/Terms-and-Conditions/terms-e-document.aspx>. Attention is drawn to the limitation of liability, indemnification and jurisdiction issues defined therein. Any holder of this document is advised that information contained hereon reflects the Company's findings at the time of its intervention only and within the limits of Client's instructions, if any. The Company's sole responsibility is to its Client and this document does not exonerate parties to a transaction from exercising all their rights and obligations under the transaction documents. This document cannot be reproduced except in full, without prior written approval of the Company. Any unauthorized alteration, forgery or falsification of the content or appearance of this document is unlawful and offenders may be prosecuted to the fullest extent of the law. Unless otherwise stated the results shown in this test report refer only to the sample(s) tested and such sample(s) are retained for a maximum of 45 days only.



<b>Tested For:</b> <b>Liz Sanzari</b> Designtex 200 Hudson Street, 9th Floor New York, NY 10013 USA	<b>Phone:</b> (212) 886-8211 <b>Fax:</b> <b>Mobile:</b> <b>PO#:</b> <b>Email:</b> esanzari@designtex.com	<b>Received:</b> 12/5/2024 <b>Completed:</b> 12/9/2024 <b>Code:</b> X <b>Test Report:</b> 3-58277-0
---	--	--

**Key Test:** ASTM E84/ACT

785

**CONCLUSION:** Based on the reported Results and cited Acceptance Criteria, the item tested:

- Complies       Does not comply

**DATA SUMMARY:**

Time to Ignition (minutes:seconds): 00:13  
 Maximum Flame Spread "Distance" (feet): 1.2  
 Maximum Flame Spread "Time" (seconds): 55

**CODE CLASSIFICATION:** Based on the reported Results and cited Code Classification System, the item tested is assigned a:

- Class I or A rating
- Class II or B rating
- Class III or C rating
- Fails to achieve a minimum classification thereby rendering the product unsuitable in terms of code requirement.
- Based on product performance\*, ASTM E84 is not a suitable test method for the material.

\* Severe melt, drip, delamination or other behavior that destroys the continuity of the flame front such that a valid flame spread is unobtainable (See "Remarks" on Page 2 of 4.)

**CODE CLASSIFICATION SYSTEM:**

	Flame Spread Index	Smoke Developed
<b>Class I or A:</b>	0 - 25	450 or less
<b>Class II or B:</b>	26 - 75	450 or less
<b>Class III or C:</b>	76 - 200	450 or less

The results contained in this report relate only to the item(s) tested. The test report shall not be reproduced except in full, without written approval from SGS North America.

This document is issued by the Company subject to its General Conditions of Service printed overleaf, available on request or accessible at <http://www.sgs.com/en/Terms-and-Conditions.aspx> and, for electronic format documents, subject to Terms and Conditions for Electronic Documents at <http://www.sgs.com/en/Terms-and-Conditions/terms-e-document.aspx>. Attention is drawn to the limitation of liability, indemnification and jurisdiction issues defined therein. Any holder of this document is advised that information contained hereon reflects the Company's findings at the time of its intervention only and within the limits of Client's instructions, if any. The Company's sole responsibility is to its Client and this document does not exonerate parties to a transaction from exercising all their rights and obligations under the transaction documents. This document cannot be reproduced except in full, without prior written approval of the Company. Any unauthorized alteration, forgery or falsification of the content or appearance of this document is unlawful and offenders may be prosecuted to the fullest extent of the law. Unless otherwise stated the results shown in this test report refer only to the sample(s) tested and such sample(s) are retained for a maximum of 45 days only.



**Tested For:** Liz Sanzari  
 Designtex  
 200 Hudson Street, 9th Floor  
 New York, NY 10013  
 USA

**Phone:** (212) 886-8211  
**Fax:**  
**Mobile:**  
**PO#:**  
**Email:** esanzari@designtex.com

**Received:** 12/5/2024  
**Completed:** 12/9/2024  
**Code:** X  
**Test Report:** 3-58277-0

**Key Test:** ASTM E84/ACT


785

**LIMITATIONS OF THE ASTM E84 CLASSIFICATION SCHEME:** Most building codes will accept the ASTM E84 classifications when the interior finish product is used in a sprinklered area. Certain local authorities such as NYC have more stringent requirements, i.e. Smoke Developed ranges from a maximum 25 to 100.

If the interior finish product is a textile or vinyl wall covering used in a non-sprinklered area, the NFPA 265 room corner fire test applies.

Certain products which give off excessive heat such as but not limited to cellular plastics, cellular foam (either with or without coverings as applicable), polypropylene, and high-density polyethylene should be tested by NFPA 286 - Standard Methods of Fire Tests for Evaluating Contribution of Wall and Ceiling Interior Finish to Room Fire Growth. In SGS North America's opinion, the codes require NFPA 286 for such products, even in sprinklered areas.

**CERTIFICATION:** I certify that the reported results were obtained after testing specimens in accordance with the procedures and equipment specified above.

DocuSigned by:  
  
 1D12C24670FA402... 12/11/2024

AUTHORIZED SIGNATURE  
 SGS NORTH AMERICA  
 /jo /gb

Test Engineer: Jillian Guillem

<sup>DS</sup>  


Enclosure: Graphs



The results contained in this report relate only to the item(s) tested. The test report shall not be reproduced except in full, without written approval from SGS North America.

This document is issued by the Company subject to its General Conditions of Service printed overleaf, available on request or accessible at <http://www.sgs.com/en/Terms-and-Conditions.aspx> and, for electronic format documents, subject to Terms and Conditions for Electronic Documents at <http://www.sgs.com/en/Terms-and-Conditions/terms-e-document.aspx>. Attention is drawn to the limitation of liability, indemnification and jurisdiction issues defined therein. Any holder of this document is advised that information contained hereon reflects the Company's findings at the time of its intervention only and within the limits of Client's instructions, if any. The Company's sole responsibility is to its Client and this document does not exonerate parties to a transaction from exercising all their rights and obligations under the transaction documents. This document cannot be reproduced except in full, without prior written approval of the Company. Any unauthorized alteration, forgery or falsification of the content or appearance of this document is unlawful and offenders may be prosecuted to the fullest extent of the law. Unless otherwise stated the results shown in this test report refer only to the sample(s) tested and such sample(s) are retained for a maximum of 45 days only.



Program: Steiner Tunnel (Version 1.0.3.0)

Test Method : ASTM E84  
Report # : 3-58277-0-X  
Test Date : 12/9/2024  
Client : Designtex  
Operator : Jillian Guillem  
Details of Preparation : The specimen was not adhered to any substrate. Instead, it was laid over a 2" hexagonal wire mesh screen and 1/4" rods. The 24 ft specimen was comprised of three 8 ft. sections butted end to end.  
Observations : Moderate flaming drips on tunnel floor

**Results**

Area Under Flame Curve (ft min) : 10.87  
Raw Flame Spread Index : 5.60  
Ignition Time (mm:ss) : 00:13  
Area Under Smoke Curve (%A min) : 198.06  
Raw Smoke Developed Index : 274.01  
Total Gas Flow (ft<sup>3</sup>) : 56.4  
Maximum Flame Front Achieved (ft) : 1.2 @ 55s  
**Flame Spread Index** : **5**  
**Smoke Developed Index** : **250**  
**Material Classification** : **A**

CERTIFICATION : I certify that the above results were obtained after testing the specimens in accordance with the procedures and equipment specified by ASTM E84

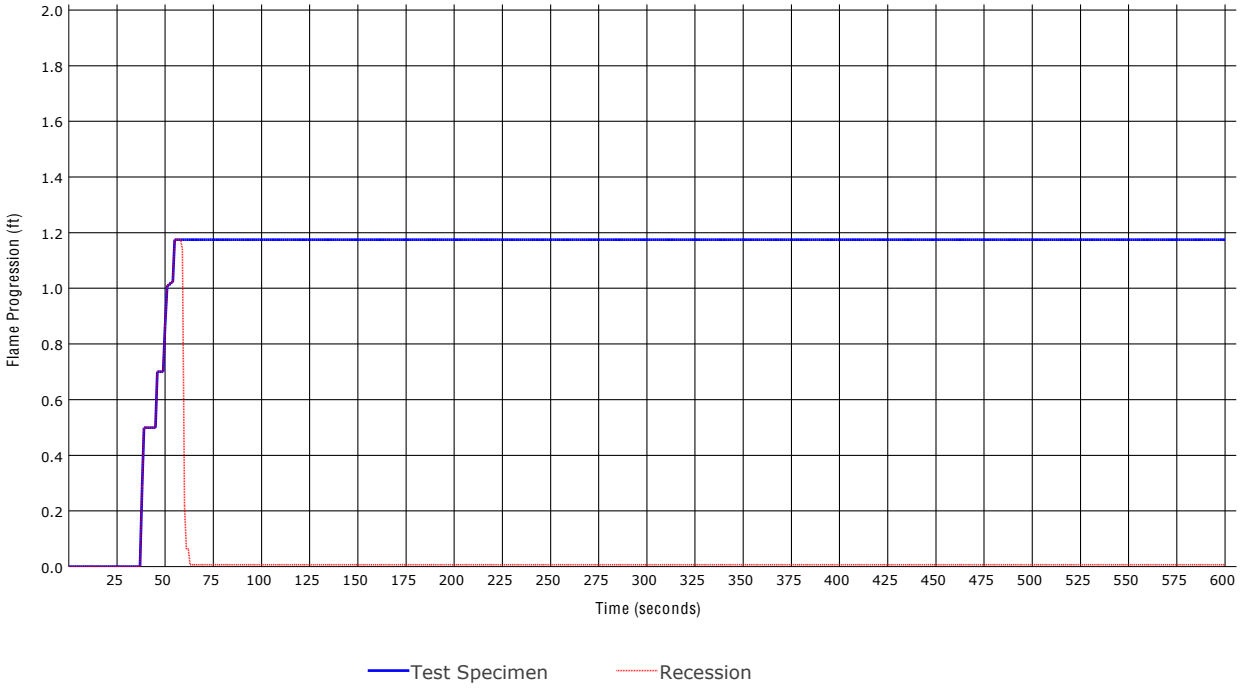
*Jillian Guillem*

\_\_\_\_\_  
AUTHORIZED SIGNATURE

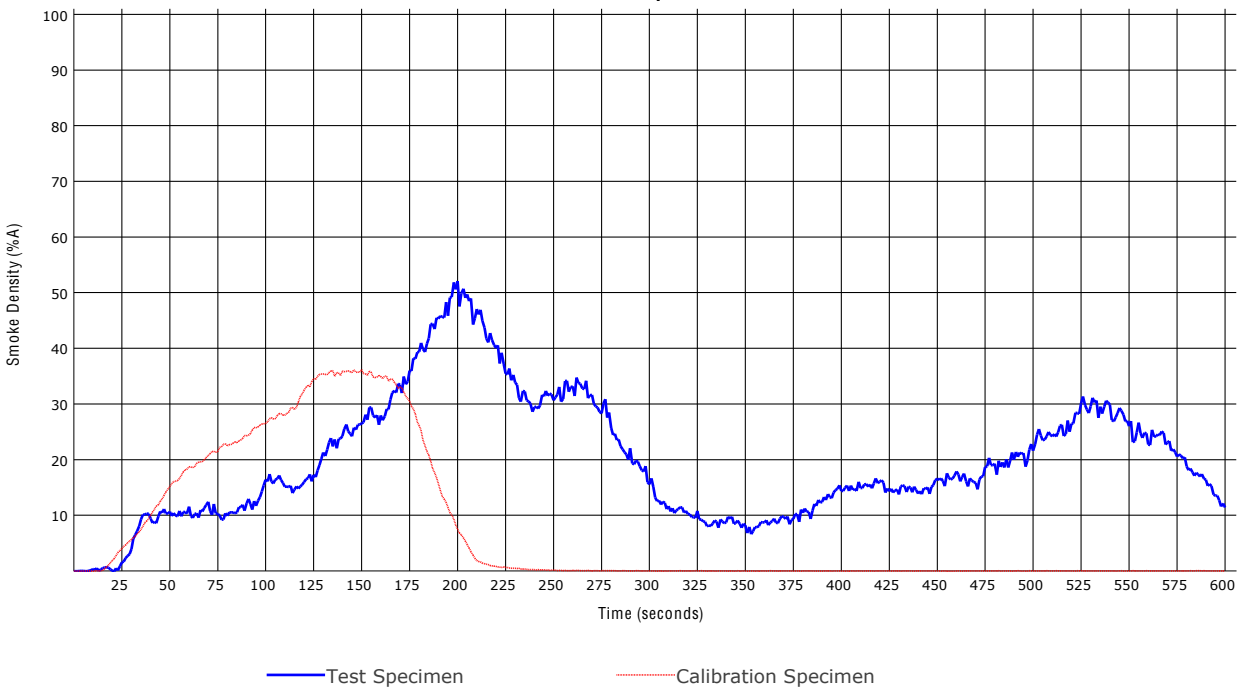


Test Method : ASTM E84  
Test Report # : 3-58277-0-X

### Flame Progression



### Smoke Density



### certificate of testing

client **Designtex**  
200 Hudson Street  
9<sup>th</sup> Floor  
New York, NY 10013

product identification **8093 – In the Cloud**

**test method performed** **smolder resistance of materials used in upholstered furniture – section 1: cover fabrics**  
**california technical bulletin 117: 2013 (january 2019 revision)**

**date of test** 4.23.2024

### test results

specimen	char length (in.)	extinguished <45 min (y/n)
1	0.6	y
2	0.5	y
3	0.5	y

### notes

test conditions 70 ±3.5°F, 50 ±5% relative humidity *requirement: 21 ±3°C, less than 55% relative humidity*  
sampling as received  
ignition source srm1196a  
deviations none

### acceptance criteria

- pass
- vertical char length ≤1.8 inches (45mm)
  - smoldering extinguishes within 45 minutes
  - no transition to open flaming
- fail
- vertical char >1.8 inches (45mm)
  - smoldering beyond 45 minutes
  - specimens transition to open flaming
- retest
- if only one of the three initial specimens fail, retest an additional three specimens
  - if all three additional specimens pass the test, the cover fabric passes the test
  - if any one of the additional three specimens fail, the cover fabric fails the test

### classification

based upon the test results and acceptance criteria listed above, the product identified is a

- pass  
 fail  
 requires retesting

**certification statement** by signing below, the lab certifies that the results were obtained after testing specimens submitted by the client in accordance to the procedures and equipment specified by the standard stated above.

approved by: 