



Lumo

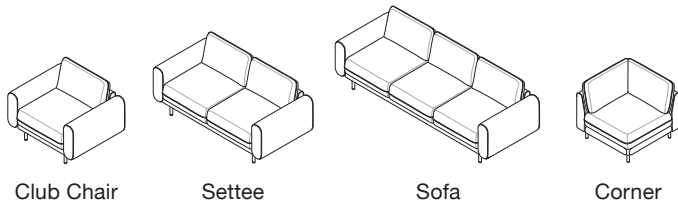
SitOnIt • Seating®
sitonit.net

Lumo brings a residential touch to every setting with cloud-like cushions, wonderfully curved lines, and an exceptionally cozy vibe. From quiet corners to high-traffic spaces, its modular makeup lets you create spaces where people relax, connect and recharge — so every moment makes you feel at home.

Lumo



Statement of line

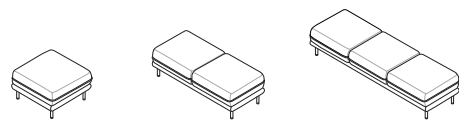


Club Chair

Settee

Sofa

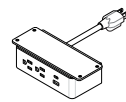
Corner



Inline Bench

2-Seat Bench

3-Seat Bench



Optional Power
Dual AC, USB-A, USB-C

FEATURES

- Residential-inspired design by CLAUDIO BELLINI Studio
- Sculpted silhouette with soft curves, plush cushions and signature pillowy arms
- Modular statement of line, including corner and bench options
- Smart frame construction allows for easy parts replacement
- Modular power kit offers easy installation, supports multiple power modules from a single outlet, and keeps cables neat with built-in storage
- Daisy-chain or standalone power options with AC, USB-A and USB-C
- Hidden clean-out for easy maintenance in high-use spaces
- Customizable steel legs with powder-coated or wood grain finishes
- 350 lb weight capacity per seat
- 12-year warranty

Metal leg finishes



Charcoal

Natural Steel

Neo
Wood Grain

Manitoba
Wood Grain



Powder-coated or wood-grain finish legs



Hidden clean-out for easy upkeep



Built-in power with AC and USB options

Lumo



- **Modular comfort:** Lumo's seat cushion is field-replaceable with easy-access bolts beneath the frame for quick updates when needed.
- **Designed to disappear:** Two zippers let you remove or reattach the back pillow in seconds — no tools, no hassle.
- **Smooth swap-outs:** Arms can be replaced by simply removing four bolts from the underside — smart, straightforward, and built for longevity.
- **Secure, simple support:** Legs are easily replaced by removing four bolts and attaching new ones using integrated threaded inserts.