



**BUILDING VALUE SINCE 1906**

**bobrick** *fino* **collection** perfect form, perfect function



**More to love.**

**Same premium design.**


**Crafted with high-quality stainless steel, seamless construction, defined edges and concealed hardware. Our Fino range offers the perfect balance of both form and function.**

**Thoughtfully coordinated with faucets, dispensers, and accessories, Fino now delivers a complete premium washroom solution.**



**BUILDING VALUE SINCE 1906**

# the fino collection



## hand dryer

High-speed hand dryer.  
Width: 11 11/16" (297mm)  
Height: 13 1/2" (343mm)  
Depth: 3 5/16" (84mm)  
ADA compliant.  
Power consumption of 1kW.  
10-12 second dry time.  
Type 304, 18 gauge (1.2mm), stainless steel.  
Satin stainless steel or matte black as standard.

**Models available:**  
● B-7179  
● B-7179.MBLK

**Finishes available:**  
● Satin Stainless Steel  
● Matte Black



## towel dispenser

400 C-fold, 525 multifold.  
Built in TowelMate®  
Width: 11 11/16" (297mm)  
Height: 13 1/2" (343mm)  
Depth: 3 15/16" (100mm)  
ADA compliant.  
Type 304, 18 gauge (1.2mm), stainless steel.  
Satin stainless steel or matte black as standard.  
Country of Origin: UK and USA

**Models available:**  
● B-9262  
● B-9262.MBLK

**Finishes available:**  
● Satin Stainless Steel  
● Matte Black

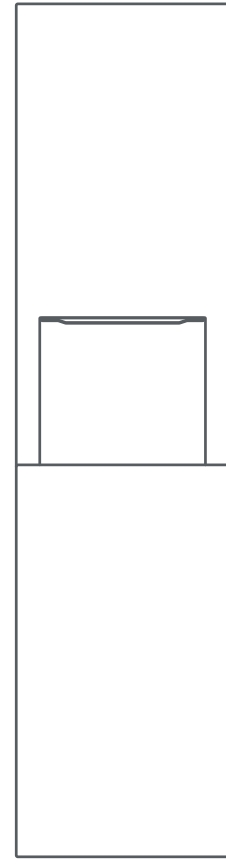


## waste receptacle

Width: 11 11/16" (297mm)  
Height: 23 7/8" (607mm)  
Depth: 6 1/8" (156mm)  
Capacity: 6 gal  
Type 304, 18 gauge (1.2mm), stainless steel.  
Satin stainless steel or matte black as standard.  
Country of Origin: UK and USA

**Models available:**  
● B-9279  
● B-9279.MBLK

**Finishes available:**  
● Satin Stainless Steel  
● Matte Black

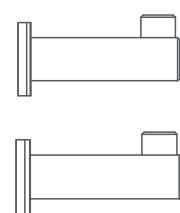


## combination towel & waste unit

500 singlefold, 800 multifold.  
Width: 13" (330mm)  
Height: 52" (1320mm)  
Depth: 5" (127mm)  
Capacity: 8.5 gal  
Type 304, 18 gauge (1.2mm), stainless steel.  
Satin stainless steel or matte black as standard.  
Country of Origin: USA

**Models available:**  
● B-9944  
● B-9944.MBLK

**Finishes available:**  
● Satin Stainless Steel  
● Matte Black

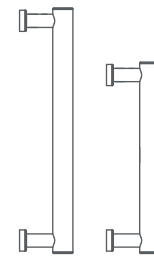


## coat hooks

Width: 1 5/16" (34mm)  
Height: 1 1/2" (38mm)  
Depth without bumper: 3" (75.5mm)  
Depth with bumper: 3 1/16" (78mm)  
Type 303 stainless steel.  
Satin stainless steel or matte black as standard.  
Country of Origin: UK and USA

**Models available:**  
● B-9542 / B-9541  
● B-9542 / B-9541.MBLK

**Finishes available:**  
● Satin Stainless Steel  
● Matte Black

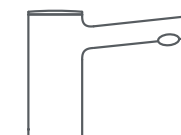


## grab bars

ADA/DDA compliant grab bars available in widths of 18", 24", 30", 36", and 42" (457, 610, 762, 914, and 1067mm).  
Tube: Type 303, 14 gauge (2mm) stainless steel.  
Tube diameter: 1 1/2" (38.1mm).  
Satin stainless steel or matte black as standard.  
Country of Origin: UK and USA

**Models available:**  
● B-9806 / B-9807  
● B-9806 / B-9807.MBLK

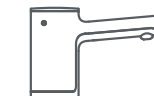
**Finishes available:**  
● Satin Stainless Steel  
● Matte Black



## cylindrical soap dispenser

Durable diecast zinc, available in five finishes.  
Body Diameter: 2 1/16" (52mm)  
Body Length: 5 9/16" (142mm)  
Body Height: 3 15/16" (100mm)  
Power: Includes 6V AC adapter.

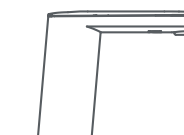
**Finishes available:**  
● Polished Chrome  
● Brushed Nickel  
● Brushed Brass  
● Polished Graphite  
● Matte Black



## cylindrical faucet

One-piece heavy-duty cast brass available in five finishes.  
Body Diameter: 2 1/4" (56mm)  
Body Length: 6 13/16" (173mm)  
Body Height: 5 15/16" (150mm)  
Power: Includes both 6V AC Adapter and 4 "AA" battery pack (batteries included).

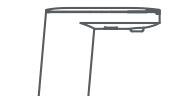
**Finishes available:**  
● Polished Chrome  
● Brushed Nickel  
● Brushed Brass  
● Polished Graphite  
● Matte Black



## streamlined soap dispenser

Durable diecast zinc, available in five finishes.  
Body Width: 1 13/16" (46mm)  
Body Length: 4 7/8" (124mm)  
Body Height: 3 11/16" (94mm)  
Power: Includes 6V AC adapter.

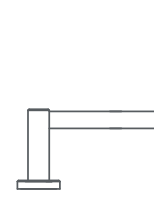
**Finishes available:**  
● Polished Chrome  
● Brushed Nickel  
● Brushed Brass  
● Polished Graphite  
● Matte Black



## streamlined faucet

One-piece heavy-duty cast brass available in five finishes.  
Body Width: 2 1/16" (53mm)  
Body Length: 7 1/8" (181mm)  
Body Height: 5 1/2" (139mm)  
Power: Includes both 6V AC Adapter and 4 "AA" battery pack (batteries included).

**Finishes available:**  
● Polished Chrome  
● Brushed Nickel  
● Brushed Brass  
● Polished Graphite  
● Matte Black

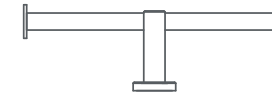


## single roll holder

Width: 5 7/8" (149.5mm)  
Height: 1 5/16" (34mm)  
Depth: 3 1/4" (83mm)  
Type 303 stainless steel.  
Satin stainless steel or matte black as standard.  
Country of Origin: UK and USA

**Models available:**  
● B-9543  
● B-9543.MBLK

**Finishes available:**  
● Satin Stainless Steel  
● Matte Black

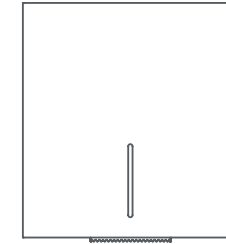


## double roll holder

Width: 10 1/2" (266mm)  
Height: 1 5/16" (34mm)  
Depth: 3 1/4" (83mm)  
Type 303 stainless steel.  
Satin stainless steel or matte black as standard.  
Country of Origin: UK and USA

**Models available:**  
● B-9547  
● B-9547.MBLK

**Finishes available:**  
● Satin Stainless Steel  
● Matte Black




## jumbo roll holder

Width: 11 11/16" (297mm)  
Height: 12 13/16" (325mm)  
Depth: 5 1/16" (128mm)  
Type 304, 18 gauge (1.2mm), stainless steel.  
Satin stainless steel or matte black as standard.  
Country of Origin: UK and USA

**Models available:**  
● B-9890  
● B-9890.MBLK

**Finishes available:**  
● Satin Stainless Steel  
● Matte Black

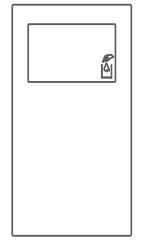


## toilet seat cover dispenser

Width: 15-13/16" (400mm)  
Height: 11" (280mm)  
Depth: 2" (50mm)  
Type 304, 18 gauge (1.2mm), stainless steel.  
Satin stainless steel or matte black as standard.  
Country of Origin: USA

**Models available:**  
● B-9221  
● B-9221.MBLK

**Finishes available:**  
● Satin Stainless Steel  
● Matte Black




## sanitary disposal

Width: 7 1/2" (190mm)  
Height: 13" (330mm)  
Depth: 4 1/4" (108mm)  
Type 304, 18 gauge (1.2mm), stainless steel.  
Satin stainless steel or matte black as standard.  
Country of Origin: USA

**Models available:**  
● B-9254  
● B-9254.MBLK

**Finishes available:**  
● Stainless Steel  
● Matte Black



## washroom accessories

Fino now delivers a complete premium washroom solution with a range of accessories for across the entire washroom.

5

Year Guarantee


# features & benefits

view  
film of  
products  
in action



## stunning seamless welding

This specialized process creates a continuous, uninterrupted bond without visible seams or joints, resulting in a beautifully crafted 0.1" radius on all edges and corners. Beyond its striking appearance, seamless welding enhances structural integrity by increasing strength, improving corrosion resistance, and delivering a superior surface finish.



## built for strength and designed for hygiene

Crafted from Type 304 stainless steel in 18- and 14-gauge fabrication, Fino delivers exceptional strength and hygiene. Its high corrosion resistance prevents rust in damp environments, while the smooth, non-porous surface limits bacterial growth and allows for easy cleaning. The result is long-term resilience in high-traffic spaces, reduced lifecycle replacement costs, and dependable facility performance.



## a singular design language

Bobrick delivers every element of the washroom through one premium, cohesive collection. With cubist simplicity, seam-welded durability, and exceptional design freedom, Fino allows you to specify a single collection for the entire space. Seamlessly coordinated across faucets, dispensers, and accessories, Fino creates a complete premium washroom solution defined by visual harmony and enduring quality.



## non-proprietary paper = long term savings

Fino towel dispensers are designed to accommodate non-proprietary paper, giving facility managers the freedom to source compatible paper towels without restrictive supplier contracts. This flexibility reduces ongoing operating costs, simplifies procurement, and supports a lower total cost of ownership over the lifetime of the building.



## inclusive design, seamlessly integrated

ADA/DDA-compliant grab bars, hand dryers, and towel dispensers are thoughtfully designed to meet accessibility requirements. Fino ensures inclusive, code-compliant environments without compromising architectural integrity or elevated design.



## refined finishes for every space

All Fino Washroom Collection products are available in satin stainless steel or matte black as standard. This flexibility supports a wide range of applications—from hospitality and workplace to transportation and cultural spaces—while maintaining visual consistency across the entire collection.



## efficient installation with effortless maintenance

Thoughtful features such as concealed hardware, removable waste containers, intuitive refill systems, and modular configurations simplify installation and accelerate project delivery. These efficiencies reduce ongoing service labor and support both contractors and facility managers over the life of the facility.



## proven performance trusted for the long term

Fino washroom accessories are supported by a no-fuss five-year warranty and built on Bobrick's trusted reputation for quality. Designed to perform for the lifetime of the building, Fino reflects our commitment to durability, sustainability, and responsible design, instilling long-term confidence for both specifiers and owners.

# washroom accessories outside the cubicle



To download technical details or view a film of the product in action, scan here or visit: [www.bobrick.com/fino](http://www.bobrick.com/fino)



Towel Dispenser B-9262.MBLK and Waste B-9279.MBLK in Matte Black. Fino Matte Black cylindrical faucet. Also shown: Thrislington Oasis cubicle



Dryer B-7179 in Stainless Steel

## designed to complement our thrislington cubicles

Bobrick, the global washroom accessory brand, and Thrislington Cubicles, winners of multiple European design awards, have created the Fino Collection, an elevated design line of accessories.

Fino and Thrislington Cubicles are designed to pair together to create a beautifully harmonious washroom space, fit for any high-design project.



Towel Dispenser B-9262 in Stainless Steel

## towelmate

Bobrick TowelMate® has been designed to reduce the hand towel usage at washrooms up to 20% thanks to its rod, which supports C-fold or multifold paper towels dispensing only one sheet at a time, without tearing, bulging, tabbing, sagging or bunching.



Waste Receptacle B-9279 in Stainless Steel

## linermate

Bobrick patented LinerMate improves your washroom appearance by securing the trash bag into the waste receptacle for a flush, out-of-sight fit.



Combination Towel & Waste Unit B-9944.MBLK in Matte Black Also shown: Thrislington Oasis cubicle



Combination Towel & Waste Unit B-9944.MBLK in Matte Black



Combination Towel & Waste Unit B-9944 in Stainless Steel

**washroom  
accessories**  
outside the  
cubicle

**the complete washroom  
solution**


A fully integrated, architecturally unified washroom. Fino brings accessories, handwashing systems, and cubicles together through a shared design language, refined material palette, and concealed technology.

Bobrick enables designers to create contemporary bathroom environments that balance aesthetic clarity, durability, sustainability, and performance from a single, cohesive specification.



**Fino Stainless Steel** B-9262 towel dispenser & B-9279 waste receptacle, **Fino Brushed Nickel** streamlined soap dispenser & faucet, **B-167** LED Mirror

**washroom accessories** inside the cubicle



To download technical details or view a film of the product in action, scan here or visit:  
[www.bobrick.com/fino](http://www.bobrick.com/fino)



**Toilet Seat Cover Dispenser B-9221** in Stainless Steel




**Single Roll B-9543** in Stainless Steel




**Jumbo Roll B-9890** in Stainless Steel

## washroom accessories inside the cubicle

To download technical details or view a film of the product in action, scan here or visit:  
[www.bobrick.com/fino](http://www.bobrick.com/fino)



Grab Bar B-9806.MBLK and Double Roll B-9547.MBLK in Matte Black



Grab Bar B-9806

### attention grabber

A perfect balance of design and functional sensibility, our ADA/DDA compliant grab bars in the Fino Collection are manufactured with 14-gauge high-quality stainless steel, machined flanges and hidden fixings.



## soap dispenser & faucets

With a contemporary cylindrical design, this duo perfectly match each other and complement the rest of the Bobrick Fino range.

These beautiful models are equipped with the state-of-the-art features you expect from Bobrick, the world's washroom leader.

**Polished Chrome** cylindrical soap dispenser & faucet

3

Year Guarantee

# features & benefits

Elevate both the aesthetics and functionality of your restroom spaces with Bobrick's patented top-fill soap dispensers and faucets.

They offer reliability and durability, plus easy installation and maintenance, while also delivering the best labor, soap and water savings.

## two beautiful designs

Our new Fino Collection automatic soap dispensers and faucets perfectly blend style and practicality. ADA-compliant and available in two distinct looks: a contemporary cylindrical design and a streamlined, modern design.

## touch-free

Bobrick is at the forefront of the touch-free commercial restroom with intuitive hidden sensors that deliver efficient, hygienic operation with a clean profile.

## 3-year warranty

We offer a no-fuss warranty of three years on our Fino soap dispensers and faucets.

Designed with Bobrick's trusted quality, our products are manufactured to last the lifetime of the building in which they are installed. This is central to our environmental design philosophy.

## five standard finishes

Available in five ultra-modern finishes: polished chrome, brushed nickel, brushed brass, polished graphite, and matte black.



view  
film of  
products  
in action



## soap dispenser

### top-fill for easy maintenance

Patented top-fill design allows for above counter filling, making refills faster for the maintenance team and adding up to 25% in labor cost savings.

### economical bulk soap

The use of bulk liquid or foam soap results in more than 80% cost savings and reduced waste over proprietary soap cartridges.

### low soap level indicator

Simplifying maintenance by eliminating the need to check below the counter, the indicator flashes blue with 25% soap capacity remaining, informing when to refill.

### adjustable soap control

Soap control dial enables building management to adjust liquid soap amount or foam quality to patron preferences.

## faucet

### conserves water

Designed to conserve water with .5 GPM vandal resistant, non-aerated spray.

### adjustable operational settings

Settings for auto water time-out durations, water shut-off delay, metering mode, and auto-flush feature to reduce excessive water use and provide reliable performance.

### adjustable sensor activation range

Sensor can be adjusted to accommodate for variation in sink applications.



# soap dispenser & faucets



To download technical details or view a film of the product in action, scan here or visit: [www.bobrick.com/fino-handwashing](http://www.bobrick.com/fino-handwashing)

## Soap Dispenser

**Specification:** Counter-mounted automatic top-fill bulk foam or liquid soap dispenser dispenses commercially marketed all-purpose bulk jug soaps. Unit equipped with a spring loaded lid with concealed locking mechanism and integrated funnel for top-filling. LED indicator light on spout flashes blue when soap level in the bottle is low and green when activated to dispense.

**Sensor:** Intuitive touch-free, hidden sensor that delivers efficient, hygienic operation with a clean profile.

**Body Material:** Durable diecast zinc, available in five finishes.

**Power:** Includes 6V AC adapter.

## Faucet

**Specification:** Counter-mounted automatic faucet designed to conserve water with .5 GPM vandal resistant, non-aerated spray. Supplied with temperature mixing valve and water supply hoses. Unit has adjustable operational settings for auto water time-out durations, water shut-off delay, metering mode, and auto-flush feature to reduce excessive water use and provide reliable performance.

**Sensor:** Intuitive touch-free, hidden sensor that delivers efficient, hygienic operation with a clean profile. Activation range may be adjusted to accommodate variation in sink applications.

**Body Material:** One-piece heavy-duty cast brass available in five finishes.

**Power:** Includes both 6V AC Adapter and 4 "AA" battery pack (batteries included).



Brushed Brass cylindrical dispenser & faucet



Brushed Nickel cylindrical dispenser & faucet



Brushed Nickel soap dispenser: integrated funnel



Polished Graphite streamlined soap dispenser & faucet

# featured projects

1550 On the Green, Houston



1550 on the Green is located directly adjacent to one of Houston's most iconic parks in downtown Houston, Discovery Green.

Now Fino accessories in matte black were supplied alongside Thrislington Cubicles throughout this development.

1807 Ross, Dallas



The intent when designing the new restrooms was to create a look that is modern and updated, but also honoured the sixty year old history of the building.

Wood veneer washroom cubicles as well as stainless steel Fino fulfilled this brief perfectly.

AIA, Los Angeles



The new AIA Los Angeles headquarters is situated halfway between Downtown Los Angeles and the West Side, in the historic West Adams district, in a renovated Neo-Classical bank building from 1927.

We installed Fino accessories in matte black across all washrooms.

Grimshaw Architects, New York



Located just north of Madison Square Park, this centrally located neighborhood is the current hub for New York's creative and tech industries, including Grimshaw Architect's New York office.

Alongside Thrislington Oasis cubicles Fino products in stainless steel have been installed.

The Metropolitan Opera House, New York



The Metropolitan Opera House, also known as The Met, is located on Broadway on the Upper West Side of Manhattan.

Now Fino accessories have joined the world's best opera singers in performing at this world famous venue.

Stephen Street, London



This complex on Tottenham Court Road was built in the late 1970s. In this recent renovation, the architects wanted to bring the space up to modern specification, whilst also transforming perceptions of the over-scaled building.

Part of the modernisation of the office space was to offer gender neutral washrooms, including both Thrislington and Fino products.





# need assistance?

Scan here to find your local Bobrick Sales Representative.

## Bobrick.com

<b>U.S. Corporate Office</b>	818.982.9600	<a href="mailto:customerservice@bobrick.com">customerservice@bobrick.com</a>
<b>Canadian Offices</b>	877.423.6555 Eastern Canada	<a href="mailto:customerservice@bobrick.com">customerservice@bobrick.com</a>
	877.423.6444 Western Canada	
<b>International Customer Service</b>	+1.818.764.1000	<a href="mailto:international@bobrick.com">international@bobrick.com</a>
<b>UK &amp; Europe</b>	+44 0208 366 1771	<a href="mailto:uksales@bobrick.com">uksales@bobrick.com</a> <a href="mailto:euoffice@bobrick.com">euoffice@bobrick.com</a>
<b>Thrislington Cubicles</b> A Division of Bobrick	+44 1244 520 677	<a href="mailto:sales@thrislington-us.com">sales@thrislington-us.com</a>

Illustrations and descriptions herein are applicable to production as of the date of this catalog. The manufacturer reserves the right to, and does from time to time, make changes and improvements in designs and dimensions.

For product warranty information, including warranty conditions and limitations for Bobrick Washroom Accessories, please visit [bobrick.com](http://bobrick.com).

Bobrick and other brand names are registered with the United States Patent and Trademark Offices and as trademarks in several countries throughout the world. For patent information, please visit [bobrick.com/patents](http://bobrick.com/patents)