



KIWAII

WIGGLEROOM® POD FREESTANDING BOOTH



WiggleRoom® Pods bring balance to open environments by creating an individual, distraction-free option within the togetherness of open plan spaces. Featuring excellent acoustic properties, WiggleRoom Pods support privacy with sound-absorbing panels and a magnetically sealed door. Select from a range of options for materials, surfaces, seating, and accessories that enhance comfort and productivity in a compact workspace.

STATEMENT OF LINE (STANDARD)

For more information on the full offering, please contact your KI Wall representative.

WIGGLEROOM MODELS

Single-User Pod

Exterior: 44"W x 44"D x 89"H

Interior: 41"W x 41"D x 83"H

Pod Weight (Packaged): 650 lb

Pod Weight (Unpackaged): 550 lb

Door Swing Footprint 36½"

Door Opening Clearance: 33"W x 80"H



Fabric



Glass




Steel

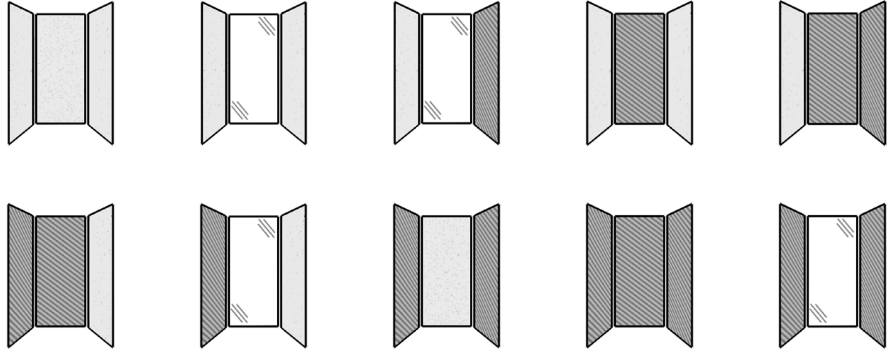


Laminate

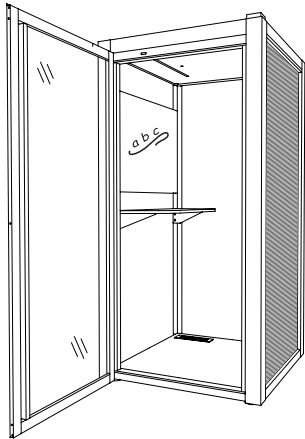
Laminate Exterior



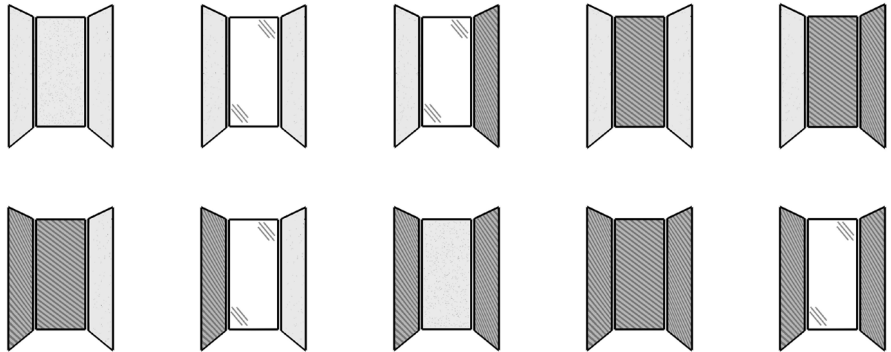
Interior Options



Steel Exterior

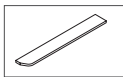


Interior Options

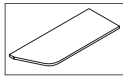


OPTIONS

Surfaces



Accessory Ledge



Worksurface

ACCESSORIES

Stools



18" Height



30" Height

Magnetic Inserts



Felt



Tackboard



Markerboard

Coat Hook



Occupancy Light



WIGGLEROOM POD FEATURES



A. Occupancy Indicator Light

Optional motion-activated LED light indicates whether pod is in-use or available.

B. Ventilation

Motion-activated "ceiling" fan constantly replenishes internal pod air, maintaining a comfortable environment.

C. Optional Sprinkler

Wiggleroom is designed to accommodate sprinklers for fire safety (field installed by licensed contractor).

D. Lighting

Motion-activated LED light has an optional dimmer for individualized control of light levels. Light automatically turns off when no motion is detected for a period of 15 minutes.

E. Self-Closing Magnetic Door

Minimizes noise distractions. Door is clear glass.

F. Optional Markerboard

A dry-erase surface can be used for quick notes or brainstorming.

G. Power

Optional power module supports a USB-A port as well as wireless charging and offers two 120V AC outlets. Specify power supply as 3-prong plug or hardwire.

H. Surfaces

14" deep laminate worksurface and 5" deep accessory ledge can be mounted at either 29" or 42" height. Level settings and a 10-year battery life.

I. Stool

Optional Wiggleroom stools are upholstered and fixed to the floor with stool heights of 18" or 30" and stool seat diameter of 12".

J. Carpet

Choose from high-performance grey carpet or customer-ordered carpet (both are field-installed).

K. Adjustable Floor Glides

Glides adapt to uneven floors and ease repositioning. Optional adjustable seismic glides (if required by local codes).

WIGGLEROOM POD LINKS

View full product details at kiwall.com/pod.

PHOTOGRAPHY

View all product photos.

DOCUMENTS

View all product documents.

KI WALL

1330 Bellevue Street
Green Bay, Wisconsin 54302
800.424.2432 // kiwall.com

Warranty: 10 years

KI Wall is a trademark of Krueger International, Inc.

© 2025 Krueger International, Inc. All Rights Reserved
KW-CUT-000158/KW/PDF/0525