

KIWALL

WIGGLEROOM[®] SUPER STRUCTURE

FREESTANDING POST-AND-BEAM SYSTEM



WiggleRoom Super Structure is a post and beam system that creates freestanding spaces within open plan environments. Meet, collaborate or work privately – WiggleRoom Super Structure is the perfect balance between private and public spaces. Select from a range of options for sizes, materials, surfaces and accessories that enhance comfort and productivity.

STATEMENT OF LINE (STANDARD)

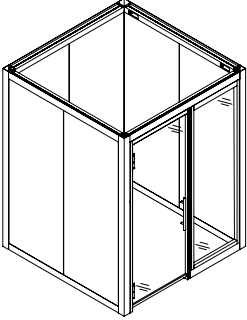
For more information on the full offering, please contact your KI wall representative.

WIGGLEROOM SUPER STRUCTURE MODELS

Sizes

All sizes are ADA compliant.

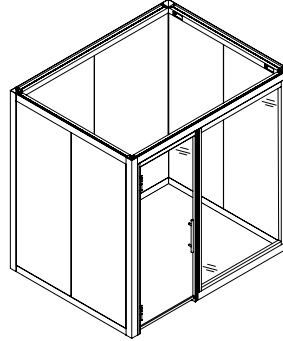
Door in open position extends 35" from front of room



6' x 6'

Exterior: W79½" D79½" H100"

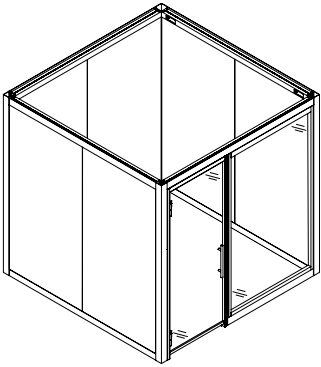
Interior: W72" D72" H96"



8' x 6'

Exterior: W103½" D79½" H100"

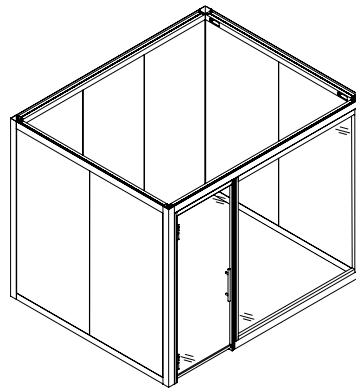
Interior: W96" D72" H96"



8' x 8'

Exterior: W103½" D103½" H100"

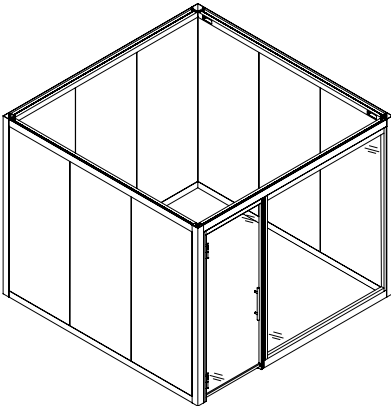
Interior: W96" D96" H96"



10' x 8'

Exterior: W127½" D103½" H100"

Interior: W120" D96" H96"



10' x 10'

Exterior: W127½" D127½" H100"

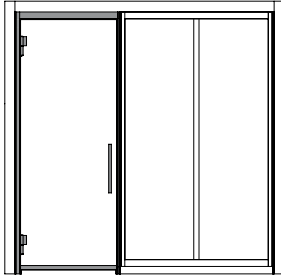
Interior: W120" D120" H96"

STATEMENT OF LINE CONT.

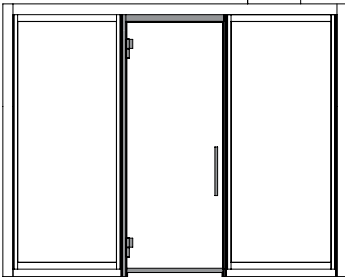
WALL STYLE SELECTIONS

Front Wall and Door

Frameless Glass Hydraulic Hinged Door

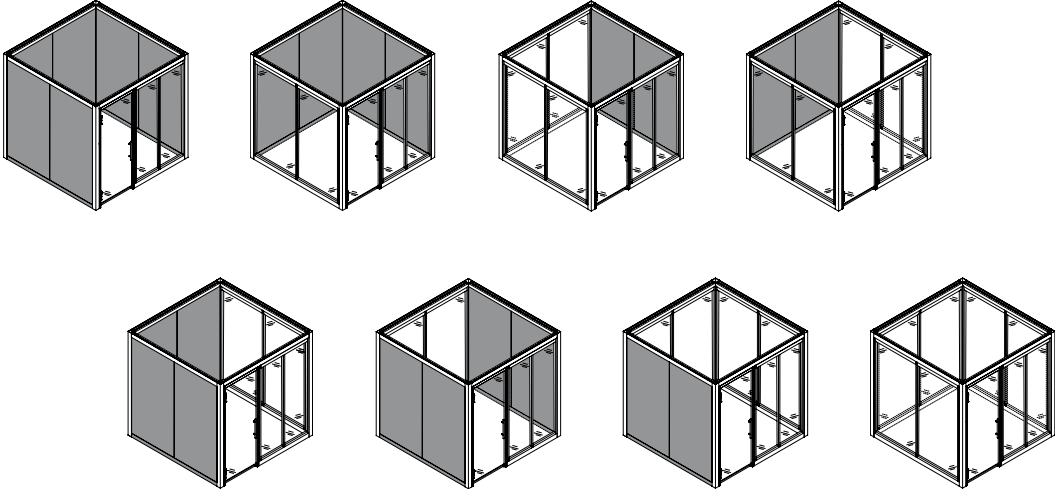


6', 8' and 10' Front
Left or Right Position



8' and 10' Front
Center Position

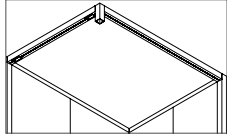
Side and Back Walls



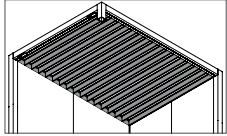
STATEMENT OF LINE CONT.

OPTIONS

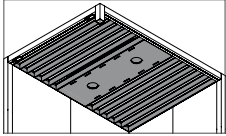
Ceiling



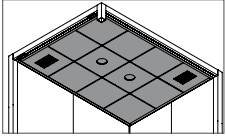
Open



Louvered



Louvered
With Lights and Fan



Full Solid
With Lights and Optional Fan

Frame Finishes



Painted Aluminum



Anodized Aluminum

Panel Finishes



3/8" Clear
Laminate Glass

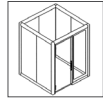


Erasable Steel

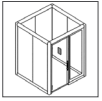


Powdercoat
Painted Steel

Electrical



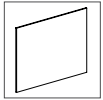
No Power



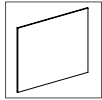
Power
Pre-wired or
hardwired

ACCESSORIES

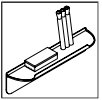
Magnetic Attachments



Markerboard



Tackboard



Markerboard Tray
With Markers and Eraser



Picture Hangers

WIGGLEROOM SUPER STRUCTURE FEATURES



A. ADA Compliant

Super Structure rests directly on the floor. Door openings and interior dimensions accommodate all accessibility requirements.

B. Ceiling Options

Open, closed or semi-open louvered ceiling options are available for varying acoustic privacy, air flow and fire suppression requirements.

C. Self-Closing Frameless Glass Door

The ADA-compliant, tempered 1/2" glass door features hydraulic slow-close hinges and opens 180 degrees with a hold-open setting. Designed with an aluminum frame, the neoprene sound seal gasket provides acoustic privacy. Door pulls (18") are available in brushed stainless or black.

D. Micro Architectural

The freestanding 6063 aluminum post and beam system meets International Building Code (IBC) and seismic requirements.

E. Ventilation

Two 62 CFM fans replenish air and maintain a comfortable environment (available with the Full Solid Ceiling and Louvered Ceiling options). Full ceilings can be specified without fans, allowing rooms to be connected to building HVAC systems.

F. Wall-Mounted Occupancy & Vacancy Sensor

The wireless, battery-powered, passive infrared (PIR) sensor controls lights via a RF signal. Sensor can be programmed for either occupancy or vacancy sensing. Lights can be programmed to automatically turn off at 1, 5, 15 or 30 minutes.

G. Lighting

Photometrically analyzed 6" LED light fixtures provide the perfect amount of light. Light temperature is adjustable during installation or as needed by a qualified technician.

H. Wireless Light Switch

Dimmable light switch with programmable light level settings and a 10-year battery life.

I. Power

Power is available in left, right or both side walls.

UL-listed pre-wired solid walls include a wall receptacle with two 120V outlets

UL-listed hardwired solid walls include an empty single device electrical box (wired on site by electrician).

J. Fire Suppression

Designed to accommodate sprinklers for fire safety (field installed by a licensed contractor).

WIGGLEROOM SUPER STRUCTURE LINKS

View full product details at kiwall.com/superstructure.

PHOTOGRAPHY

View all product photos.

DOCUMENTS

View all product documents.

KI WALL

1330 Bellevue Street
Green Bay, Wisconsin 54302
800.424.2432 // kiwall.com

Warranty: 10 years

KI Wall is a trademark of Krueger International, Inc.

© 2025 Krueger International, Inc. All Rights Reserved
KW-CUT-000159/KW/PDF/0525