



AFFINA[®] COLLECTION

PRICE LIST

EFFECTIVE MARCH 26, 2026
800.424.2432



Fabric Yardage Pricing	3
Ordering Customer's Own Material (C.O.M.) Upholstery	
Information	4
Affina® Guest Seating	
Guest Chair General Information	6
Guest Chairs Product Color Options	7
Guest Chairs	8
Affina® Multiple Seating	
Multiple Seating General Information	9
Multiple Seating Product Color Options	10
Multiple Seating	11
Affina® Lobby and Lounge Seating	
Lobby and Lounge Seating General Information	15
Lobby and Lounge Product Color Options	18
Lobby and Lounge Seating	19
Tables	29
Affina® Healthcare	
Healthcare General Information	30
Healthcare Color Options	31
Healthcare Seating	32
Affina® 1.5	
General Information	40
Recliner	41
Affina® II	
General Information	48
Recliner	49
Bariatric Recliner	56



Yardage	Grade	List Price Per Yard
1	C	\$ 49
1	D	\$ 64
1	E	\$ 78
1	F	\$ 100
1	G	\$ 122
1	H	\$ 144
1	I	\$ 178
1	J	\$ 222
1	K	\$ 289
1	L	\$ 333
1	M	\$ 422

To calculate the fabric option price, multiply the model's total yardage by the fabric grade's list price per yard. Add this fabric option price to the base model price to determine the total price. Fabric yardage can be found on the model pricing page.



Customer's Own Material ■

Specifications Form

January 2023

How to Specify

As a standard procedure, KI applies seating upholstery as swatched by the textile distributor. Reference distributor's website. Upholstery that is required to be applied differently than is swatched, will need a Product Modification Request written specifying the direction the upholstery is to be applied.

Seating upholstery requiring specific positioning of intricate patterns or patterns repeats on seats and backrests, will need a Product Modification Request written including a sketch noting the specific requirements, as in Diagram A.

C.O.M. must be supplied in continuous yardage.

Yardage requirements listed in price list are based on plain goods 54" wide. Fabrics less than 54" wide, or those requiring matching (stripes, plaids, prints, large patterns) will require additional yardage based on the fabric used and the item ordered. Consult matrix below for additional yardage needed.

C.O.M. INCREASE MATRIX (yardage matrix is also applicable to any reservations of KI Ingrade, Pallas, or K.O.M. upholsteries).

This table is a general guide.

FABRIC WIDTH	PLAIN FABRIC	UNDER 7"	8"-13"	14"-21"	22"-27"	28"-33"	34"-40"	41"-48"
		REPEAT	REPEAT	REPEAT	REPEAT	REPEAT	REPEAT	REPEAT
54"	0	20%	25%	30%	45%	55%	70%	80%
51"-53"	15%	25%	30%	35%	50%	60%	80%	90%
48"-50"	20%	30%	35%	40%	55%	65%	85%	95%
45"-47"	30%	45%	50%	55%	60%	80%	90%	100%
36"-44"	50%	65%	70%	75%	80%	100%	110%	120%

Fabric with double repeat: If using a fabric with a double repeat, please follow this formula: take the total amount of the larger and half of the smaller repeat; add together to find the correct overall repeat. Example: 10" vertical with 14" horizontal would be $14 + \frac{10}{2} = 19$.

If fabric comes in on multiple rolls, one additional yard per roll needs to be added to the yardage requirement.

Leather hides must be a minimum of 50 square feet of usable material. The outer edges cannot be calculated as square feet or yardage. To determine square footage, multiply unit yardage by 18 square feet to obtain the total square footage required per unit.

For exact production yardage requirements, call 1-800-424-2432, ext. 2707.

Production

Customer's upholstery must be approved prior to acceptance for production.

After approval, a memo swatch of the C.O.M. from the textile distributor must accompany the order. KI assumes no responsibility for wear, defects, or performance of C.O.M. or K.O.M. upholstery.

C.O.M. not received into the appropriate facility 3 weeks prior to acknowledged delivery date may go on hold. See KI C.O.M. Shipping Location listing for the correct facility address by product.

All C.O.M. must be labeled as follows:

1. Name and address
2. Your purchase order number
3. Our style number to which fabric is to be applied
4. Supplier name and fabric name, number, and color

ALL C.O.M. Shipments must be prepaid. Collect shipments will be refused.

Testing

When KI requires testing, actual yardage to upholster one chair may be required. The C.O.M. Specialist will confirm model and fabric testing requirements when applicable.

Approved test samples will be applied to the order or will be held for 6 months. After 6 months, the sample will no longer be applied to your order. For all product testing, send fabric samples to the manufacturing facility. See KI C.O.M. Shipping Location listing for the correct facility address by product.

ALL C.O.M. Shipments must be prepaid. Collect shipments will be refused.

Treated Materials

If C.O.M. requires processing such as a stain resistance treatment or acrylic backing, it may shrink. To prevent delays in delivery or back ordering due to shrinkage, please have your processor verify measurement after processing and assure adequate yardage shipped.

Split Orders

If a portion of the shipment which does not require C.O.M. application is to be processed and shipped early, KI will enter the order immediately at your request. These split shipments are subject to minimum order changes.

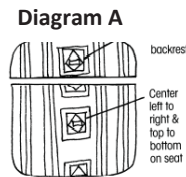
Excess Upholstery Material

KI will dispose of excess upholstery material at the time of shipment unless expressly requested to return it with the product shipment.

Cancelled or Changed Orders

KI assumes no responsibility for extra C.O.M. due to a change of upholstery or cancellation of an order. If it the customer's responsibility to arrange for return of the material.

Contact the C.O.M. Specialist at 1-800-424-2432, ext. 2707, with questions or to request a split order





C.O.M. SHIPPING LOCATION



Architectural Walls	Panel Systems	Impress UltraOM
Evoke..... MN	All Terrain..... KP	Intellect Wave GB
Genius MN	Balance MN	Jessa HN
Casegoods	Universal MN	Jubilee VQ
Aristotle..... MN	Wireworks MN	Katera..... GB
Likha..... MN	Unite..... MN	Kurv Benches..... HN
Classroom Furniture	Residence Hall Furniture	Learn2..... GB
Cogni GB	RoomScape MN	LimeLite..... GB
Intellect Wave GB	Screens	Lyra HN
Learn2..... GB	All Terrain..... KP	Medical & Laboratory Stools..... OM
Ruckus..... GB	Connection Zone..... BW	MyPlace HN
Desking	Tributaire..... BW	MyWay HN
700 Series KP	True/Volition KP	Oath GB
Balance MN	Genesis KP	Opt4 GB
Genesis MN	Tattoo..... MN	Pilot OM
True KP	Universal..... BW	Promenade..... BW
Universal MN	Seating	Ruckus..... GB
WorkZone MN	600 Series..... BW	Sela HN
Files & Storage	Affina HN	Sift GB
700 Series..... GB	Altus GB	Signia..... OM
Connection BW	Apply GB	Soltice Metal HN
U-Series GB	Calida HN	Soltice..... HN
Tattoo..... BW	Cascha VT	Sonrisa HN
Fixed Seating	Civara VT	Strive..... GB
Concerto..... BW	Clamber HN	Sway BW
Single Pedestal GB	Cogni GB	Tattoo..... HN
Jury Base GB	Diem OM	Torsion-on-the-Go! GB
Lancaster..... BW	Doni GB	Torsion Air GB
Sequence GB	Gladly VQ	Zeker HN
University GB	Grazie GB	Zentori VT
	Hub HN	Zoetry HN
	Impress OM	

KI C.O.M. Manufacturing Site Addresses:

BW
 KI Bonduel
 Attn: COM Storage
 204 West South St.
 Bonduel, WI 54107

HN
 KI High Point
 Attn: COM Storage
 217 Feld Avenue
 High Point, NC 27263

MN
 KI Manitowoc
 Attn: COM Storage
 1400 S. 41st St.
 Manitowoc, WI 54220

VQ
 KI
 Attn: COM Fabrics
 6892 Marlin Circle
 La Palma, CA 90623

GB
 KI Green Bay
 Attn: COM Storage
 1687 Westminster Drive - Gate 3
 Green Bay, WI 54302

KP
 KI Pembroke
 Attn: COM Storage
 1000 Olympic Dr.
 Pembroke, Ontario K8A6X7

QM
 KI
 Attn: COM Storage
 1110 S. Mildred Ave.
 Ontario, CA 91761

VT
 KI
 Attn: COM Storage
 2803 South Taylor Drive
 Sheboygan, WI 53081



Open Arm Guest Chair
(1901)



Closed Arm Guest Chair
(1911)



Armless Guest Chair
(1901A)

General Dimensions			
Seat width	20-1/2"	20-1/2"	20-1/2"
Seat depth	18-1/2"	18-1/2"	18-1/2"
Seat height	19"	19"	19"
Arm width	2-1/4"	2-1/4"	
Arm height (mid point)	27"	27"	
Overall Dimensions			
Width	24"	24"	23-1/2"
Depth	23-1/2"	23-1/2"	23-1/2"
Height	31-1/2"	31-1/2"	31-1/2"

TECHNICAL SPECIFICATIONS

Frame

Constructed of 6/4 hardwood kiln dried to a moisture content of six to eight percent. All mainframe joints are mortised or doweled and glued. Stress points are further reinforced with the use of glued and screwed corner blocks.

Arm Caps

Arm caps of 8/4 beech hardwood kiln dried to moisture content of six percent, sanded and finished.

Closed Arm Panels

Closed Arm panels are 1" thick plywood.

Legs

Legs are constructed of 6/4 beech hardwood kiln dried to moisture content of six to eight percent, sanded and finished.

Back

Back is 5/8" thick 8-ply formed plywood mounted with four steel threaded inserts and 1/4"-20 screws.

Seat Suspension

The seat is sprung with stretch strap webbing stapled into position. A layer of FLW is laid over the webbing. The foam set for the seat goes on top.

Field Replaceable Backs, Armcaps

The backs are attached to the arm frame with a metal-to-metal hinge connection that allows for easy replacement. Simply remove the two screws at the center of the back and lift the back up off the frame. Replace the old covers with newly upholstered covers and reassemble the backs. Armcaps are mounted to a 7-gauge steel rail with screws for replacement ease.

Foam

Seat & Back: Tight seats and backs are filled with a layer of 2 1/2" polyurethane foam with a density of 2.5 and a compression of 35 pounds. This foam is covered with a layer of 3/4" super-soft foam.

Arms (Closed): Entire panel is wrapped in 1/4" soft feel polyurethane foam 1.5 density, 45 lb. compression and fully upholstered.

Finish

Exposed wood components are stained to customer specifications and are finished with catalyzed varnish.

UPHOLSTERY INFORMATION

C.O.M. Fabric

For C.O.M. fabric sent to KI-High Point on multiple rolls, add an additional yard of fabric per roll to the yardage requirements. Multiple rolls have shorter pieces of fabric on them and do not allow nesting and stacking of the fabric to achieve the best yield as is done with one large roll. This results in yardage shortages and requests for additional fabric from the client, which can hold up the order. For each roll that is sent, one yard needs to be added and needs to be added to one of the rolls, not separately.

Fabric Disclaimer

Fabric will be applied as swatched by the fabric manufacturer. Fabric that is required to be applied differently than is swatched will need a Product Modification Request written specifying the direction the fabric is to be applied.

FINISH INFORMATION

Color Match

KI offers the additional option of color matching paint, polypropylene, or wood stain through Product Modification Requests. Contact Customer Service for details.

INFORMATION

Warranty

Refer to KI Terms & Conditions document or visit ki.com



Wood Finish - Core

Cherry Storm on Beech	BCX
Cinnamon on Beech	BCN
Cocoa on Beech	BCA
Eclipse Black on Beech	BEB
Florence Walnut on Beech	BFC
Kensington Maple on Maple	MMA
Monticello Maple on Beech	BMT
Natural on Beech	BNA
River Cherry on Beech	BRY

Kensington Maple requires an upcharge

Finish Cards

View color swatches for items listed within this document.

Paints

Plastics/Poly

Wood/Veneer

Laminates

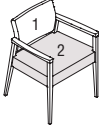
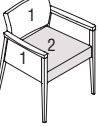
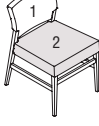
Molded Edges

Edge Styles

Hard Plastics

Glass

Certain options referenced may not be available on GSA Schedule.

MODEL	Features	MODEL NUMBER							Approx. Packaged Weight	Delivered Pricing	Moisture Barrier add to list price	
		Basic Model	Non-Contrast or Fabric Contrast 1	Fabric Contrast 2	Wood Finish	Glide Option	Arm Cap	Moisture Barrier				
	Open Arm Guest Chair • Non-contrast C.O.M = 1.5 yd • 1 = Back (Fabric Contrast 1) C.O.M. = .75 yd • 2 = Seat (Fabric Contrast 2) C.O.M. = 1 yd	Non-contrast	1901/NC	<input type="checkbox"/> <input type="checkbox"/> <input type="checkbox"/> <input type="checkbox"/>		<input type="checkbox"/> <input type="checkbox"/>	<input type="checkbox"/>	<input type="checkbox"/> <input type="checkbox"/>	<input type="checkbox"/>	42.00#	\$ 1860	\$ 185
		Contrast	1901/FC	<input type="checkbox"/> <input type="checkbox"/> <input type="checkbox"/> <input type="checkbox"/>	<input type="checkbox"/> <input type="checkbox"/> <input type="checkbox"/> <input type="checkbox"/>	<input type="checkbox"/> <input type="checkbox"/>	<input type="checkbox"/>	<input type="checkbox"/> <input type="checkbox"/>	<input type="checkbox"/>	42.00#	1940	185
AFGS												
	Closed Arm Guest Chair • Non-contrast C.O.M = 2 yd • 1 = Back (Fabric Contrast 1) C.O.M. = 1.5 yd • 2 = Seat (Fabric Contrast 2) C.O.M. = 1 yd	Non-contrast	1911/NC	<input type="checkbox"/> <input type="checkbox"/> <input type="checkbox"/> <input type="checkbox"/>		<input type="checkbox"/> <input type="checkbox"/>	<input type="checkbox"/>	<input type="checkbox"/> <input type="checkbox"/>	<input type="checkbox"/>	45.00#	\$ 2021	\$ 185
		Contrast	1911/FC	<input type="checkbox"/> <input type="checkbox"/> <input type="checkbox"/> <input type="checkbox"/>	<input type="checkbox"/> <input type="checkbox"/> <input type="checkbox"/> <input type="checkbox"/>	<input type="checkbox"/> <input type="checkbox"/>	<input type="checkbox"/>	<input type="checkbox"/> <input type="checkbox"/>	<input type="checkbox"/>	45.00#	2100	185
AFGS												
	Armless Guest Chair • Non-contrast C.O.M = 1.5 yd • 1 = Back (Fabric Contrast 1) C.O.M. = .75 yd • 2 = Seat (Fabric Contrast 2) C.O.M. = 1 yd	Non-contrast	1901A/NC	<input type="checkbox"/> <input type="checkbox"/> <input type="checkbox"/> <input type="checkbox"/>		<input type="checkbox"/> <input type="checkbox"/>	<input type="checkbox"/>	<input type="checkbox"/>	<input type="checkbox"/>	40.00#	\$ 1755	\$ 185
		Contrast	1901A/FC	<input type="checkbox"/> <input type="checkbox"/> <input type="checkbox"/> <input type="checkbox"/>	<input type="checkbox"/> <input type="checkbox"/> <input type="checkbox"/> <input type="checkbox"/>	<input type="checkbox"/> <input type="checkbox"/>	<input type="checkbox"/>	<input type="checkbox"/>	<input type="checkbox"/>	40.00#	1836	185
AFGS												

A

B

C

D

E

F

G

HOW TO ORDER

- Indicate the following information on order form:
- Quantity of each item.
 - Model number, including options. See "How To Build a Model Number".
 - Any special service required.

Note: • The indicates that a choice is required.
 • The absence of the indicates that no choice is required.
 • Alpha-numeric characters in place of indicate that no other alternatives are available.

HOW TO BUILD A MODEL NUMBER

- A** Select basic model.
- B** Select non-contrast or fabric contrast 1. Refer to ki.com/fabrics.
 • For yardage pricing, see Fabric Yardage Pricing page
- C** Select fabric contrast 2. Refer to ki.com/fabrics.
 • For yardage pricing, see Fabric Yardage Pricing page
- D** Select wood finish color.* Refer to the **Product Color Options** page in this price list.
 *For Kensington Maple add upcharge.
- E** Select glide option.
NG - Nylon glides
PG - Polycarbonate glides
RG - Rubber glides
FG - Felt glides

- F** Select armcaps.
WAC - Wood armcaps (pair)
PAC - Black poly (pair); add \$269
- G** Select moisture barrier.
MB - Moisture barrier
NMB - No moisture barrier
 See pricing column for moisture barrier upcharge.

UPHOLSTERY INFORMATION**C.O.M. Requirements**

C.O.M. yardage requirements listed above are based on plain goods 54" wide. If less than 54" wide or fabrics requiring matching (stripes, plaids, prints, large patterns), additional yardage will be needed. Consult C.O.M. matrix for additional yardage needed. For C.O.M. fabric sent to Ki-High Point on multiple rolls, add an additional yard of fabric per roll to the yardage requirements.

C.O.L. Requirements

Figure 18 sq. ft. of leather (C.O.L.) for each yard shown (i.e., 4.75 x 18 = 85.5 sq. ft).

KENSINGTON MAPLE UPCHARGE

Kensington Maple requires extended leadtimes.

Model	
1911/NC	\$75
1911/FC	\$75
1901A/NC	\$75
1901A/FC	\$75

SPECIAL SERVICES**Special Carton Marking**

With specially marked information N/C

Shipping

Ships **assembled, FOB High Point, NC 27263, freight prepaid.** Freight class 175

Specifications and prices are subject to change without prior notice.



One Seat - Open Arm (AAOC) Two Seat - Open Arm (AAOCC) Three Seat - Open Arm (AAOCCC) One Seat - Closed Arm (AAPC) Two Seat - Closed Arm (AAPCC) Three Seat - Closed Arm (AAPCCC)

General Dimensions						
Seat width	20-1/2"	20-1/2"	20-1/2"	20-1/2"	20-1/2"	20-1/2"
Seat depth	19-1/2"	19-1/2"	19-1/2"	19-1/2"	19-1/2"	19-1/2"
Seat height	19"	19"	19"	19"	19"	19"
Arm width	2-1/4"	2-1/4"	2-1/4"	2-1/4"	2-1/4"	2-1/4"
Arm height	27"	27"	27"	27"	27"	27"
Overall Dimensions						
Width	24-3/4"	46-3/4"	69"	24-3/4"	46-3/4"	69"
Depth	23-1/2"	23-1/2"	23-1/2"	23-1/2"	23-1/2"	23-1/2"
Height	31-1/2"	31-1/2"	31-1/2"	31-1/2"	31-1/2"	31-1/2"



Loveseat - Open Arm (A033)



Loveseat - Closed Arm (AP33)

General Dimensions		
Seat width	38"	38"
Seat depth	19-1/2"	19-1/2"
Seat height	19"	19"
Arm width	2-1/4"	2-1/4"
Arm height	27"	27"
Overall Dimensions		
Width	42"	42"
Depth	23-1/2"	23-1/2"
Height	31-1/2"	31-1/2"

TECHNICAL SPECIFICATIONS

Legs

Constructed of 6/4 hardwood kiln dried to a moisture content of six to eight percent. All mainframe joints are mortised or doweled and glued.

Armcaps

Armcaps of 8/4 beech hardwood kiln dried to moisture content of six percent, sanded and finished.

Closed Arm Panels

Closed Arm panels are 1" thick plywood.

Seat Frames

Seat frames are 1" x 1" x 1/8" thick welded steel angle, mounted to the legs with 1/4-20 threaded screws into steel threaded inserts installed in the leg frames.

Seat Suspension

The seat is sprung with matrix strap webbing, hardware clipped to the steel seat frame. The foam set for the seat goes on top.

Back

Back is 5/8" thick 8-ply formed plywood mounted with four steel threaded inserts and 1/4-20 screws.

Field Replaceable Seats, Backs, Arms, Armcaps

Back: The Plywood backs are attached to the arm frame with a metal-to-metal bracket connection that allows for easy replacement. Simply remove the two screws on each side at the center of the back and lift the back up off the frame. Replace the old covers with newly upholstered covers and reassemble the backs.

Seat: The seats are attached utilizing a zipper that runs from the left to the right when facing the chair.

Arms: Arms are mounted to the steel seat frame and the back bracket as mentioned above.

Armcaps: Caps are mounted with screws to a 7-gauge steel mounting bar for ease of replacement.

Foam

Seat & Back: Tight seats and backs are filled with a layer of 2 1/2" polyurethane foam with a 2.5 density and a compression of 35 pounds. This foam is covered with a layer of 3/4" super-soft foam.

Arms (Closed): Entire panel is wrapped in 1/4" soft feel polyurethane foam 1.5 density, 45 lb. compression and fully upholstered.

Finish

Exposed wood components are stained to customer specifications and are finished with catalyzed varnish.

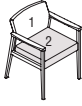
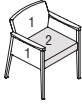


Wood Finish - Core

Cherry Storm on Beech	BCX
Cinnamon on Beech	BCN
Cocoa on Beech	BCA
Eclipse Black on Beech	BEB
Florence Walnut on Beech	BFC
Kensington Maple on Maple	MMA
Monticello Maple on Beech	BMT
Natural on Beech	BNA
River Cherry on Beech	BRY

Kensington Maple requires an upcharge



MODEL	Features	MODEL NUMBER							Approx. Packaged Weight	Delivered Pricing	Moisture Barrier add to list price
		Basic Model	Non-Contrast or Fabric Contrast 1	Fabric Contrast 2	Wood Finish	Arm Cap	Glide Option	Moisture Barrier			
 One Seat (Open Arm) • Non-contrast C.O.M = 1.5 yd • 1 = Back (Fabric Contrast 1) C.O.M. = 1 yd • 2 = Seat (Fabric Contrast 2) C.O.M. = 1 yd	Non-contrast	AAOC/NC	<input type="checkbox"/> <input type="checkbox"/> <input type="checkbox"/> <input type="checkbox"/>		<input type="checkbox"/> <input type="checkbox"/> <input type="checkbox"/> <input type="checkbox"/>	<input type="checkbox"/> <input type="checkbox"/> <input type="checkbox"/> <input type="checkbox"/>	<input type="checkbox"/> <input type="checkbox"/>	<input type="checkbox"/> <input type="checkbox"/>	45.00#	\$ 1872	\$ 198
	Contrast	AAOC/FC	<input type="checkbox"/> <input type="checkbox"/> <input type="checkbox"/> <input type="checkbox"/>	<input type="checkbox"/> <input type="checkbox"/> <input type="checkbox"/> <input type="checkbox"/>	<input type="checkbox"/> <input type="checkbox"/> <input type="checkbox"/> <input type="checkbox"/>	<input type="checkbox"/> <input type="checkbox"/> <input type="checkbox"/> <input type="checkbox"/>	<input type="checkbox"/> <input type="checkbox"/>	<input type="checkbox"/> <input type="checkbox"/>	45.00#	1955	198
AFMS											
 One Seat (Closed Arm) • Non-contrast C.O.M = 2.25 yd • 1 = Back and arms (Fabric Contrast 1) C.O.M. = 1.75 yd • 2 = Seat (Fabric Contrast 2) C.O.M. = 1 yd	Non-contrast	AAPC/NC	<input type="checkbox"/> <input type="checkbox"/> <input type="checkbox"/> <input type="checkbox"/>		<input type="checkbox"/> <input type="checkbox"/> <input type="checkbox"/> <input type="checkbox"/>	<input type="checkbox"/> <input type="checkbox"/> <input type="checkbox"/> <input type="checkbox"/>	<input type="checkbox"/> <input type="checkbox"/>	<input type="checkbox"/> <input type="checkbox"/>	52.00#	\$ 2137	\$ 198
	Contrast	AAPC/FC	<input type="checkbox"/> <input type="checkbox"/> <input type="checkbox"/> <input type="checkbox"/>	<input type="checkbox"/> <input type="checkbox"/> <input type="checkbox"/> <input type="checkbox"/>	<input type="checkbox"/> <input type="checkbox"/> <input type="checkbox"/> <input type="checkbox"/>	<input type="checkbox"/> <input type="checkbox"/> <input type="checkbox"/> <input type="checkbox"/>	<input type="checkbox"/> <input type="checkbox"/>	<input type="checkbox"/> <input type="checkbox"/>	52.00#	2222	198
AFMS											
			A	B	C	D	E	F	G		

HOW TO ORDER

- Indicate the following information on order form:
- Quantity of each item.
 - Model number, including options. See "How To Build a Model Number".
 - Any special service required.

Note: • The indicates that a choice is required.
 • The absence of the indicates that no choice is required.
 • Alpha-numeric characters in place of indicate that no other alternatives are available.

HOW TO BUILD A MODEL NUMBER

- A** Select basic model.
- B** Select non-contrast or fabric contrast 1. Refer to ki.com/fabrics.
 • For yardage pricing, see Fabric Yardage Pricing page
- C** Select fabric contrast 2. Refer to ki.com/fabrics.
 • For yardage pricing, see Fabric Yardage Pricing page
- D** Select wood finish color.* Refer to the **Product Color Options** page in this price list.
 *For Kensington Maple add upcharge.
- E** Select armcaps.
 WAC - Wood armcaps (pair)
 PAC - Black poly (pair); add \$269
- F** Select glide option.
 NG - Nylon glides

- PG - Polycarbonate glides
- RG - Rubber glides
- FG - Felt glides
- G** Select moisture barrier.
 MB - Moisture barrier
 NMB - No moisture barrier
 See pricing column for moisture barrier upcharge.

INFORMATION

C.O.M. and C.O.L. Requirements
 C.O.M. yardage requirements listed above are based on plain goods 54" wide. If less than 54" wide or fabrics requiring matching (stripes, plaids, prints, large patterns), additional yardage will be needed. Consult C.O.M. matrix for additional yardage needed. For C.O.M. fabric sent to Ki-High Point on multiple rolls, add an additional yard of fabric per roll to the yardage requirements.

C.O.L. Requirements
 Figure 18 sq. ft. of leather (C.O.L.) for each yard shown (i.e., 4.75 x 18 = 85.5 sq ft).

Minimum Fabric/Leather Quantity
 Minimum order for fabric is 1 yard. Minimum order for leather is 1 hide (approximately 50 sq. ft).

KENSINGTON MAPLE UPCHARGE

Kensington Maple requires extended leadtimes.

Model	Price
AAOC/NC	\$62
AAOC/FC	\$62
AAOCC/NC	\$131
AAOCC/FC	\$131
AAOCCC/NC	\$175
AAOCCC/FC	\$175
AAPC/NC	\$62
AAPC/FC	\$62
AAPCC/NC	\$131
AAPCC/FC	\$131
AAPCCC/NC	\$175
AAPCCC/FC	\$175
A033/NC	\$102
A033/FC	\$102


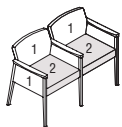
SPECIAL SERVICES

Special Carton Marking
 With specially marked information N/C

Shipping
 Ships assembled, FOB High Point, NC 27263, freight prepaid. Freight class 175

Specifications and prices are subject to change without prior notice.



MODEL	Features	MODEL NUMBER							Approx. Packaged Weight	Delivered Pricing	Moisture Barrier add to list price
		Basic Model	Non-Contrast or Fabric Contrast 1	Fabric Contrast 2	Wood Finish	Arm Cap	Glide Option	Moisture Barrier			
 Two Seat (Open Arm) • Non-contrast C.O.M = 2.5 yd • 1 = Back (Fabric Contrast 1) C.O.M. = 1.75 yd • 2 = Seat (Fabric Contrast 2) C.O.M. = 1.25 yd	Non-contrast	AAOCC/NC	□□□□		□□□	□□□	□□	□□□	80.00#	\$ 2992	\$ 215
	Contrast	AAOCC/FC	□□□□	□□□□	□□□	□□□	□□	□□□	80.00#	3099	215
AFMS											
 Two Seat (Closed Arm) • Non-contrast C.O.M = 3.75 yd • 1 = Back and arms (Fabric Contrast 1) C.O.M. = 2.75 yd • 2 = Seat (Fabric Contrast 2) C.O.M. = 1.25 yd	Non-contrast	AAPCC/NC	□□□□		□□□	□□□	□□	□□□	85.00#	\$ 3275	\$ 215
	Contrast	AAPCC/FC	□□□□	□□□□	□□□	□□□	□□	□□□	85.00#	3381	215
AFMS											
		A	B	C	D	E	F	G			

HOW TO ORDER

- Indicate the following information on order form:
- Quantity of each item.
 - Model number, including options. See "How To Build a Model Number".
 - Any special service required.

Note: • The □ indicates that a choice is required.
 • The absence of the □ indicates that no choice is required.
 • Alpha-numeric characters in place of □ indicate that no other alternatives are available.

HOW TO BUILD A MODEL NUMBER

- A** Select basic model.
- B** Select non-contrast or fabric contrast 1. Refer to ki.com/fabrics.
 - For yardage pricing, see Fabric Yardage Pricing page
- C** Select fabric contrast 2. Refer to ki.com/fabrics.
 - For yardage pricing, see Fabric Yardage Pricing page
- D** Select wood finish color.* Refer to the **Product Color Options** page in this price list.
 - *For Kensington Maple add upcharge.
- E** Select armcaps.
 - WAC** - Wood armcaps (pair)
 - PAC** - Black poly; add \$390
 Upcharge for three armcaps.

- F** Select glide option.
 - NG** - Nylon glides
 - PG** - Polycarbonate glides
 - RG** - Rubber glides
 - FG** - Felt glides
- G** Select moisture barrier. See pricing column for moisture barrier upcharge.
 - MB** - Moisture barrier
 - NMB** - No moisture barrier

INFORMATION

C.O.M. and C.O.L. Requirements
 C.O.M. yardage requirements listed above are based on plain goods 54" wide. If less than 54" wide or fabrics requiring matching (stripes, plaids, prints, large patterns), additional yardage will be needed. Consult C.O.M. matrix for additional yardage needed. For C.O.M. fabric sent to Ki-High Point on multiple rolls, add an additional yard of fabric per roll to the yardage requirements.

C.O.L. Requirements
 Figure 18 sq. ft. of leather (C.O.L.) for each yard shown (i.e., 4.75 x 18 = 85.5 sq ft).

Minimum Fabric/Leather Quantity
 Minimum order for fabric is 1 yard. Minimum order for leather is 1 hide (approximately 50 sq. ft).

KENSINGTON MAPLE UPCHARGE

Kensington Maple requires extended leadtimes.

Model	Price
AAOC/NC	\$62
AAOC/FC	\$62
AAOCC/NC	\$131
AAOCC/FC	\$131
AAOCCC/NC	\$175
AAOCCC/FC	\$175
AAPC/NC	\$62
AAPC/FC	\$62
AAPCC/NC	\$131
AAPCC/FC	\$131
AAPCCC/NC	\$175
AAPCCC/FC	\$175

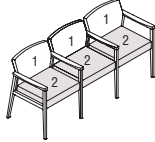
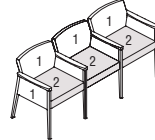
SPECIAL SERVICES

Special Carton Marking
 With specially marked information N/C

Shipping
 Ships **assembled, FOB High Point, NC 27263, freight prepaid.** Freight class 175

Specifications and prices are subject to change without prior notice.



MODEL	Features	MODEL NUMBER							Approx. Packaged Weight	Delivered Pricing	Moisture Barrier add to list price
		Basic Model	Non-Contrast or Fabric Contrast 1	Fabric Contrast 2	Wood Finish	Arm Cap	Glide Option	Moisture Barrier			
 Three Seat (Open Arm) • Non-contrast C.O.M = 3.75 yd • 1 = Back (Fabric Contrast 1) C.O.M. = 2.5 yd • 2 = Seat (Fabric Contrast 2) C.O.M. = 1.75 yd	Non-contrast	AAOCCC/NC	<input type="checkbox"/> <input type="checkbox"/> <input type="checkbox"/> <input type="checkbox"/>		<input type="checkbox"/> <input type="checkbox"/> <input type="checkbox"/>	<input type="checkbox"/> <input type="checkbox"/> <input type="checkbox"/>	<input type="checkbox"/> <input type="checkbox"/>	<input type="checkbox"/> <input type="checkbox"/>	105.00#	\$ 4144	\$ 229
	Contrast	AAOCCC/FC	<input type="checkbox"/> <input type="checkbox"/> <input type="checkbox"/> <input type="checkbox"/>	<input type="checkbox"/> <input type="checkbox"/> <input type="checkbox"/> <input type="checkbox"/>	<input type="checkbox"/> <input type="checkbox"/> <input type="checkbox"/>	<input type="checkbox"/> <input type="checkbox"/> <input type="checkbox"/>	<input type="checkbox"/> <input type="checkbox"/>	<input type="checkbox"/> <input type="checkbox"/>	105.00#	4307	229
AFMS											
 Three Seat (Closed Arm) • Non-contrast C.O.M = 5.5 yd • 1 = Back and arms (Fabric Contrast 1) C.O.M. = 4 yd • 2 = Seat (Fabric Contrast 2) C.O.M. = 1.75 yd	Non-contrast	AAPCCC/NC	<input type="checkbox"/> <input type="checkbox"/> <input type="checkbox"/> <input type="checkbox"/>		<input type="checkbox"/> <input type="checkbox"/> <input type="checkbox"/>	<input type="checkbox"/> <input type="checkbox"/> <input type="checkbox"/>	<input type="checkbox"/> <input type="checkbox"/>	<input type="checkbox"/> <input type="checkbox"/>	110.00#	\$ 4636	\$ 229
	Contrast	AAPCCC/FC	<input type="checkbox"/> <input type="checkbox"/> <input type="checkbox"/> <input type="checkbox"/>	<input type="checkbox"/> <input type="checkbox"/> <input type="checkbox"/> <input type="checkbox"/>	<input type="checkbox"/> <input type="checkbox"/> <input type="checkbox"/>	<input type="checkbox"/> <input type="checkbox"/> <input type="checkbox"/>	<input type="checkbox"/> <input type="checkbox"/>	<input type="checkbox"/> <input type="checkbox"/>	110.00#	4797	229
AFMS											
			A	B	C	D	E	F	G		

HOW TO ORDER

- Indicate the following information on order form:
- Quantity of each item.
 - Model number, including options. See "How To Build a Model Number".
 - Any special service required.

Note: • The indicates that a choice is required.
 • The absence of the indicates that no choice is required.
 • Alpha-numeric characters in place of indicate that no other alternatives are available.

HOW TO BUILD A MODEL NUMBER

- A** Select basic model.
- B** Select non-contrast or fabric contrast 1. Refer to ki.com/fabrics.
 • For yardage pricing, see Fabric Yardage Pricing page
- C** Select fabric contrast 2. Refer to ki.com/fabrics.
 • For yardage pricing, see Fabric Yardage Pricing page
- D** Select wood finish color.* Refer to the **Product Color Options** page in this price list.
 *For Kensington Maple add upcharge.
- E** Select armcaps.
WAC - Wood armcaps (pair)
PAC - Black poly; add \$518
 Upcharge for four armcaps.

- F** Select glide option.
NG - Nylon glides
PG - Polycarbonate glides
RG - Rubber glides
FG - Felt glides
- G** Select moisture barrier.
MB - Moisture barrier
NMB - No moisture barrier
 See pricing column for moisture barrier upcharge.

INFORMATION

C.O.M. and C.O.L. Requirements
 C.O.M. yardage requirements listed above are based on plain goods 54" wide. If less than 54" wide or fabrics requiring matching (stripes, plaids, prints, large patterns), additional yardage will be needed. Consult C.O.M. matrix for additional yardage needed. For C.O.M. fabric sent to Ki-High Point on multiple rolls, add an additional yard of fabric per roll to the yardage requirements.

C.O.L. Requirements
 Figure 18 sq. ft. of leather (C.O.L.) for each yard shown (i.e., 4.75 x 18 = 85.5 sq ft).

Minimum Fabric/Leather Quantity
 Minimum order for fabric is 1 yard. Minimum order for leather is 1 hide (approximately 50 sq. ft).

KENSINGTON MAPLE UPCHARGE

Kensington Maple requires extended leadtimes.

Model	Price
AAOC/NC	\$62
AAOC/FC	\$62
AAOCC/NC	\$131
AAOCC/FC	\$131
AAOCCC/NC	\$175
AAOCCC/FC	\$175
AAPC/NC	\$62
AAPC/FC	\$62
AAPCC/NC	\$131
AAPCC/FC	\$131
AAPCCC/NC	\$175
AAPCCC/FC	\$175
AO33/NC	\$102
AO33/FC	\$102

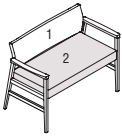
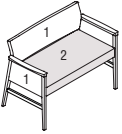
SPECIAL SERVICES

Special Carton Marking
 With specially marked information N/C

Shipping
 Ships assembled, FOB High Point, NC 27263, freight prepaid. Freight class 175

Specifications and prices are subject to change without prior notice.



MODEL	Features	MODEL NUMBER							Approx. Packaged Weight	Delivered Pricing	Moisture Barrier add to list price
		Basic Model	Non-Contrast or Fabric Contrast 1	Fabric Contrast 2	Wood Finish	Arm Cap	Glide Option	Moisture Barrier			
 Loveseat (Open Arm) • Non-contrast C.O.M = 2.5 yd • 1 = Back (Fabric Contrast 1) C.O.M. = 1.75 yd • 2 = Seat (Fabric Contrast 2) C.O.M. = 1 yd	Non-contrast	A033/NC	□□□□		□□□	□□□	□□	□□□	70.00#	\$ 2285	\$ 188
	Contrast	A033/FC	□□□□	□□□□	□□□	□□□	□□	□□□	70.00#	2394	188
AFMS											
 Loveseat (Closed Arm) • Non-contrast C.O.M = 3.5 yd • 1 = Back and arms (Fabric Contrast 1) C.O.M. = 2.25 yd • 2 = Seat (Fabric Contrast 2) C.O.M. = 1 yd	Non-contrast	AP33/NC	□□□□		□□□	□□□	□□	□□□	75.00#	\$ 2484	\$ 188
	Contrast	AP33/FC	□□□□	□□□□	□□□	□□□	□□	□□□	75.00#	2590	188
AFMS											
			A	B	C	D	E	F			G

HOW TO ORDER

- Indicate the following information on order form:
- Quantity of each item.
 - Model number, including options. See "How To Build a Model Number".
 - Any special service required.

Note: • The □ indicates that a choice is required.
 • The absence of the □ indicates that no choice is required.
 • Alpha-numeric characters in place of □ indicate that no other alternatives are available.

HOW TO BUILD A MODEL NUMBER

- A** Select basic model.
- B** Select non-contrast or fabric contrast 1. Refer to ki.com/fabrics.
 - For yardage pricing, see Fabric Yardage Pricing page
- C** Select fabric contrast 2. Refer to ki.com/fabrics.
 - For yardage pricing, see Fabric Yardage Pricing page
- D** Select wood finish color.* Refer to the **Product Color Options** page in this price list.
 - *For Kensington Maple add upcharge.
- E** Select armcaps.
 - WAC** - Wood armcaps (pair)
 - PAC** - Black poly (pair); add \$269

- F** Select glide option.
 - NG** - Nylon glides
 - PG** - Polycarbonate glides
 - RG** - Rubber glides
 - FG** - Felt glides
- G** Select moisture barrier. See pricing column for moisture barrier upcharge.
 - MB** - Moisture barrier
 - NMB** - No moisture barrier

INFORMATION

C.O.M. and C.O.L. Requirements
 C.O.M. yardage requirements listed above are based on plain goods 54" wide. If less than 54" wide or fabrics requiring matching (stripes, plaids, prints, large patterns), additional yardage will be needed. Consult C.O.M. matrix for additional yardage needed. For C.O.M. fabric sent to Ki-High Point on multiple rolls, add an additional yard of fabric per roll to the yardage requirements.

C.O.L. Requirements
 Figure 18 sq. ft. of leather (C.O.L.) for each yard shown (i.e., 4.75 x 18 = 85.5 sq ft).

Minimum Fabric/Leather Quantity
 Minimum order for fabric is 1 yard. Minimum order for leather is 1 hide (approximately 50 sq. ft).

KENSINGTON MAPLE UPCHARGE

Kensington Maple requires extended leadtimes.

Model	Price
AAOC/NC	\$62
AAOC/FC	\$62
AAOCC/NC	\$131
AAOCC/FC	\$131
AAOCCC/NC	\$175
AAOCCC/FC	\$175
AAPC/NC	\$62
AAPC/FC	\$62
AAPCC/NC	\$131
AAPCC/FC	\$131
AAPCCC/NC	\$175
AAPCCC/FC	\$175
A033/NC	\$102
A033/FC	\$102

SPECIAL SERVICES

Special Carton Marking
 With specially marked information N/C

Shipping
 Ships assembled, FOB High Point, NC 27263, freight prepaid. Freight class 175

Specifications and prices are subject to change without prior notice.



Low-Back Armless Lounge (3323A) Low-Back Armless Loveseat (3333A) Low-Back Armless Sofa (3343A) Low-Back Open Arm Lounge (3323) Low-Back Open Arm Loveseat (3333) Low-Back Open Arm Sofa (3343)

General Dimensions						
Seat width	27-1/2"	52"	75"	27-1/2"	52"	75"
Seat depth	20-1/2"	19"	19"	20-1/2"	19"	19"
Seat height	18"	18"	18"	18"	18"	18"
Arm width				3"	3"	3"
Arm height				28"	28"	28"
Overall Dimensions						
Width	27-1/2"	52"	75"	32"	56"	79"
Depth	27"	27"	27"	29"	29"	29"
Height	33"	33"	33"	33"	33"	33"



Low-Back Closed Arm Lounge (3123) Low-Back Closed Arm Loveseat (3133) Low-Back Closed Arm Sofa (3143)

General Dimensions			
Seat width	23-1/2"	48"	70"
Seat depth	19"	19"	19"
Seat height	18"	18"	18"
Arm width	4"	4"	4"
Arm height	26-1/2"	26-1/2"	26-1/2"
Overall Dimensions			
Width	31-1/2"	54"	79"
Depth	28-1/2"	27"	27"
Height	31-1/2"	31-1/2"	31-1/2"



High-Back Armless Lounge (3023A) High-Back Armless Loveseat (3033A) High-Back Armless Sofa (3043A) High-Back Open Arm Lounge (3023) High-Back Open Arm Loveseat (3033) High-Back Open Arm Sofa (3043)

General Dimensions						
Seat width	27-1/2"	52"	75"	27"	52"	75"
Seat depth	20-1/2"	19"	19"	20-1/2"	19"	19"
Seat height	18"	18"	18"	18"	18"	18"
Arm width				3"	3"	3"
Arm height				28"	28"	28"
Overall Dimensions						
Width	27-1/2"	52"	75"	32"	57"	80"
Depth	32"	31"	31"	32"	31"	31"
Height	43"	43"	43"	43"	43"	43"



High-Back Closed Arm Lounge (3223) High-Back Closed Arm Loveseat (3233) High-Back Closed Arm Sofa (3243)

General Dimensions			
Seat width	23-1/2"	48"	70"
Seat depth	19"	19"	19"
Seat height	18"	18"	18"
Arm width	4"	4"	4"
Arm height	26-1/2"	26-1/2"	26-1/2"
Overall Dimensions			
Width	31-1/2"	54"	79"
Depth	31"	30"	30"
Height	43"	43"	43"



High-Back Armless Lounge with Wings (3023A/WWB) High-Back Armless Loveseat with Wings (3033A/WWB) High-Back Armless Sofa with Wings (3043A/WWB)



High-Back Closed Arm Lounge with Wings (3223/WWB) High-Back Closed Arm Loveseat with Wings (3233/WWB) High-Back Closed Arm Sofa with Wings (3243/WWB)



MODEL NUMBERS

Chairs	Loveseats	Sofas
3323A	3333A	3343A
3323	3333	3343
3123	3133	3143
3023A	3033A	3043A
3023	3033	3043
3223	3233	3243

TECHNICAL SPECIFICATIONS

Frame

Frames are constructed of 6/4 lumber, kiln dried to a moisture content of six to eight percent and laminated hardwood plywood $\frac{3}{4}$ " in thickness. All mainframe joints are doweled or interlocked and glued. Stress points are further reinforced with the use of glued and screwed corner blocks.

Arms

Open arms and closed arm caps are 5/4 beech hardwood, kiln dried to a moisture content of six percent. Arms and caps are sanded and then stained to the client's specification. Caps for closed arms are attached with compression dowels. Open arms are mounted to $\frac{3}{4}$ " square 14ga steel tubing, attached with screws. Both arms and caps are field replaceable.

Suspension

Seat & Back: The seat and back are sprung with stretch webbing stapled into position and covered with a layer of FLW.

Feet: The feet that attach to the bottom of the seat are made of 8/4 beech hardwood, sanded then finished.

Foam

Seat & Back: Tight seats and backs are filled with a layer of 4" polyurethane foam with a density of 2.5 and a compression of 35 pounds. This foam is covered with a layer of $\frac{1}{4}$ " super soft foam.

Closed Arms with Cap: $\frac{1}{4}$ " polyurethane foam is around the entire arm and has a 1.5 density and 45 pound compression.

Closed Arms without Cap: 1", 1.5 density 45 pound polyurethane foam is added over the top of the arm.

Finish

Exposed wood components are stained to customer specifications and finished with catalyzed varnish.

MODEL NUMBERS:

Affina Lounge Sleeper
ALS

Affina Loveseat Sleeper
ALSS/DFS

TECHNICAL SPECIFICATIONS

Frame (wood)

Wood frame is constructed of $\frac{5}{4}$ lumber kiln dried to a moisture content of six to eight percent, laminated hardwood, and $\frac{1}{2}$ " and $\frac{3}{4}$ " hardwood plywood. Back frame is connected to each wood arm using steel $\frac{1}{4}$ -20 bolts and T-nuts.

Mechanism and Bed Frame (steel)

The all welded pull-out bed mechanism consists of a seat frame, $\frac{1}{8}$ " thick 1 x 1 steel angle. The mid-bed section is 1" x 16-gauge square steel tubing and $\frac{1}{8}$ " thick 1 x 1 steel angle. The storage section frame includes 2 x 2 steel angle. The frame segments are joined together using $\frac{5}{16}$ " dia. steel zinc plated hinge pins and nylon washers - along with 2" fixed casters, all providing for smooth operation. Mechanism frame segments are powder-coat painted black.

Suspension

All seat and bed deck segments are $\frac{1}{2}$ " thick plywood and $\frac{3}{4}$ " hardwood. The seat only, uses elastic strap webbing, woven in two directions for comfort. The surface is then covered with a layer of FLW (reinforced non-woven fiber).

Armcaps

Standard sleeper arms are upholstered. Optional wood armcaps are $\frac{3}{4}$ " Beech hardwood, kiln dried to a moisture content of six percent, sanded and stained to the client's specification and finished. Attachment to arm is made using compression dowels that allow for field replacement of the armcap(s). Affina is also available with optional "solid surface" Corian armcaps, available in limited colors. See Product Color Options in the Affina pricelist for color options offered.

Legs

Standard wood legs are $\frac{6}{4}$ Beech hardwood, kiln dried to a moisture content of six percent, sanded and stained to customer specifications and finished. Glides are optionally configured with nylon, polypropylene, rubber or felt. Optional casters are available on the lounge sleeper only. See Affina pricelist for details.

Finish

Exposed wood is sanded with 220 grit paper, spray stained to KI standard colors or customer matching color and placed in a burn-off oven for one hour at 140-150 degrees. The wood is then sealed to prevent moisture imbalance and finish sanded with 400 grit paper for fine detailing. The final step is the application of a polyurethane finish, and oven baked. Both the sealer and finish coats contain an anti-microbial protectant.

Foam

Seat, back and bed segments consist of multi-density foam cushions for comfort. 3" thick in the seat and 2" thick for back (mid-bed) and head sections. A layer of soft-feel $\frac{1}{4}$ " poly-urethane foam is around the entire arm and has a 1.5 density and 45 pound compression.



Rectangle End Table - 16" High
(9704/9708)



Rectangle End Table - 22" High
(9701/9705)



Square Lamp Table
(9702/9706)



Rectangular Coffee Table
(9703/9707)

Overall Dimensions	Rectangle End Table - 16" High (9704/9708)	Rectangle End Table - 22" High (9701/9705)	Square Lamp Table (9702/9706)	Rectangular Coffee Table (9703/9707)
Width	20"	20"	24"	42"
Depth	24"	24"	24"	24"
Height	16"	22"	22"	16"

MODEL NUMBERS:

Occasional Tables

9701
9702
9703
9704
9705
9706
9707
9708

TECHNICAL SPECIFICATIONS

Base

All square and rectangular shaped bases have legs and aprons constructed of solid hardwood, kiln dried to a moisture content of 6-8%.

Construction

All bases are constructed using double doweled and glued joints with glued and screw mounted corner blocks.

Tabletops

Tabletops are constructed of particle board that has a veneer top or laminate top overlay. Both veneer and laminate tops are edge-banded with solid wood. The wood edges have a machined radius profile and are stained to match the top surface.

Wood Finish

Exposed wood components are sanded with 220 grit paper for a smooth pre-finish surface. A spray stain is applied overall. The table is run thru a burn-off oven and the stain baked for one hour at a temperature of 140 - 150 deg. F. The wood is then sealed to prevent moisture imbalance, and all exposed surfaces are then lightly hand sanded using 400 grit paper for fine surface detailing. The final application of an oven-baked conversion varnish topcoat seals and finishes the final product.

**Wood Finish - Core**

Cherry Storm on Beech
Cinnamon on Beech
Cocoa on Beech
Eclipse Black on Beech
Florence Walnut on Beech
Kensington Maple on Maple
Monticello Maple on Beech
Natural on Beech
River Cherry on Beech

Kensington Maple requires an upcharge

Surface Finish - Veneer Table Tops

Cherry Storm on Beech
Cinnamon on Beech
Cocoa on Beech
Eclipse Black on Beech
Florence Walnut on Beech
Kensington Maple on Maple
Monticello Maple on Beech
Natural on Beech
River Cherry on Beech

Kensington Maple requires an upcharge

Table Top Surface Finish--Grade 1 Standard Laminate

BCX	Beigewood	LBZ
BCN	Belair	LBQ
BCA	Biltmore Cherry	LBT
BEB	Black	LBK
BFC	Brighton Walnut	LBW
MMA	Castle Oak	LCO
BMT	Cherry Storm	LCX
BNA	Classic Linen	LCI
BRY	Cocobala	LCC
	Crisp Linen	LRI
	Designer White	LDR
	Dove Grey	LDG
BCX	Florence Walnut	LFC
BCN	Friston Ash	LFH
BCA	Frosty White	LFW
BEB	Graphite Nebula	LGN
BFC	Grey	LGE
MMA	High Rise	LHE
BMT	Hollyberry	LHY
BNA	Island	LID
BRY	Italian Silver Ash	LIT
	Kensington Maple	LKM
	Lapis Blue	LLB
	Monticello Maple	LMT
	North Sea	LNA
	Ocean	LON
	Pinnacle Walnut	LPW
	River Cherry	LRV
	Shadow Zephyr	LSR
	Sterling Ash	LAZ
	Titanium Evolv	LTV
	White Nebula	LWL
	White Sand	LWN
	Windsor Mahogany	LWY

Table Top Surface Finish--Grade 2 Standard Laminate

Akira	LAK
Black Alicante	LBV
Black Hills Oak	LBH
Calcutta Marble	LCQ
Dering Forest	LDF
Fawn Cypress	LFQ
Ice Mist	LIM
Markerboard White	LMK
Valley Forge Elm	LVF
White River Forest	LWR

Table Top Surface Finish--Grade 3 Standard Laminate

Black Velvet	LBV
Cumberland Walnut	LCJ
Designer White Velvet	LDE
Hartley Walnut	LHW
Nile Velvet	LNL
Raleigh Walnut	LRW
Solano Walnut	LSG
Spruce Velvet	LSC

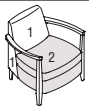

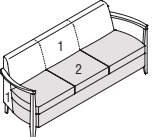
Finish Cards

View color swatches for items listed within this document.

[Paints](#)[Wood/Veneer](#)[Molded Edges](#)[Hard Plastics](#)[Plastics/Poly](#)[Laminates](#)[Edge Styles](#)[Glass](#)

Certain options referenced may not be available on GSA Schedule.



MODEL	Features	MODEL NUMBER							Approx. Packaged Weight	Delivered Pricing	Moisture Barrier add to list price	
		Basic Model	Non-Contrast or Fabric Contrast 1	Fabric Contrast 2	Wood Finish	Glide Option	Wallsaver Feet	Moisture Barrier				
 AFLS Low-Back Lounge Chair (Open Arm) • Non-contrast C.O.M = 3.5 yd • 1 = Back and side panels (Fabric Contrast 1) C.O.M. = 1.75 yd • 2 = Seat (Fabric Contrast 2) C.O.M. = 1.5 yd	Non-contrast	3323/NC	<input type="checkbox"/> <input type="checkbox"/> <input type="checkbox"/> <input type="checkbox"/>		<input type="checkbox"/> <input type="checkbox"/> <input type="checkbox"/> <input type="checkbox"/>	<input type="checkbox"/> <input type="checkbox"/>	<input type="checkbox"/> <input type="checkbox"/>	<input type="checkbox"/> <input type="checkbox"/> <input type="checkbox"/> <input type="checkbox"/>	<input type="checkbox"/> <input type="checkbox"/>	75.00#	\$ 3201	\$ 225
	Contrast	3323/FC	<input type="checkbox"/> <input type="checkbox"/> <input type="checkbox"/> <input type="checkbox"/>	<input type="checkbox"/> <input type="checkbox"/> <input type="checkbox"/> <input type="checkbox"/>	<input type="checkbox"/> <input type="checkbox"/> <input type="checkbox"/> <input type="checkbox"/>	<input type="checkbox"/> <input type="checkbox"/>	<input type="checkbox"/> <input type="checkbox"/>	<input type="checkbox"/> <input type="checkbox"/> <input type="checkbox"/> <input type="checkbox"/>	<input type="checkbox"/> <input type="checkbox"/>	75.00#	3278	225
 AFLS Low-Back Loveseat (Open Arm) • Non-contrast C.O.M = 5.25 yd • 1 = Back and side panels (Fabric Contrast 1) C.O.M. = 2.5 yd • 2 = Seat (Fabric Contrast 2) C.O.M. = 2.5 yd	Non-contrast	3333/NC	<input type="checkbox"/> <input type="checkbox"/> <input type="checkbox"/> <input type="checkbox"/>		<input type="checkbox"/> <input type="checkbox"/> <input type="checkbox"/> <input type="checkbox"/>	<input type="checkbox"/> <input type="checkbox"/>	<input type="checkbox"/> <input type="checkbox"/>	<input type="checkbox"/> <input type="checkbox"/> <input type="checkbox"/> <input type="checkbox"/>	<input type="checkbox"/> <input type="checkbox"/>	105.00#	\$ 3698	\$ 272
	Contrast	3333/FC	<input type="checkbox"/> <input type="checkbox"/> <input type="checkbox"/> <input type="checkbox"/>	<input type="checkbox"/> <input type="checkbox"/> <input type="checkbox"/> <input type="checkbox"/>	<input type="checkbox"/> <input type="checkbox"/> <input type="checkbox"/> <input type="checkbox"/>	<input type="checkbox"/> <input type="checkbox"/>	<input type="checkbox"/> <input type="checkbox"/>	<input type="checkbox"/> <input type="checkbox"/> <input type="checkbox"/> <input type="checkbox"/>	<input type="checkbox"/> <input type="checkbox"/>	105.00#	3819	272
 AFLS Low-Back Sofa (Open Arm) • Non-contrast C.O.M = 7.25 yd • 1 = Back and side panels (Fabric Contrast 1) C.O.M. = 3.5 yd • 2 = Seat (Fabric Contrast 2) C.O.M. = 3.5 yd	Non-contrast	3343/NC	<input type="checkbox"/> <input type="checkbox"/> <input type="checkbox"/> <input type="checkbox"/>		<input type="checkbox"/> <input type="checkbox"/> <input type="checkbox"/> <input type="checkbox"/>	<input type="checkbox"/> <input type="checkbox"/>	<input type="checkbox"/> <input type="checkbox"/>	<input type="checkbox"/> <input type="checkbox"/> <input type="checkbox"/> <input type="checkbox"/>	<input type="checkbox"/> <input type="checkbox"/>	140.00#	\$ 4416	\$ 299
	Contrast	3343/FC	<input type="checkbox"/> <input type="checkbox"/> <input type="checkbox"/> <input type="checkbox"/>	<input type="checkbox"/> <input type="checkbox"/> <input type="checkbox"/> <input type="checkbox"/>	<input type="checkbox"/> <input type="checkbox"/> <input type="checkbox"/> <input type="checkbox"/>	<input type="checkbox"/> <input type="checkbox"/>	<input type="checkbox"/> <input type="checkbox"/>	<input type="checkbox"/> <input type="checkbox"/> <input type="checkbox"/> <input type="checkbox"/>	<input type="checkbox"/> <input type="checkbox"/>	140.00#	4568	299

A **B** **C** **D** **E** **F** **G**

HOW TO ORDER

- Indicate the following information on order form:
- Quantity of each item.
 - Model number, including options. See "How To Build a Model Number".
 - Any special service required.

Note: • The indicates that a choice is required.
 • The absence of the indicates that no choice is required.
 • Alpha-numeric characters in place of indicate that no other alternatives are available.

HOW TO BUILD A MODEL NUMBER

- A** Select basic model.
- B** Select non-contrast or fabric contrast 1. Refer to ki.com/fabrics.
 • For yardage pricing, see Fabric Yardage Pricing page
- C** Select fabric contrast 2. Refer to ki.com/fabrics.
 • For yardage pricing, see Fabric Yardage Pricing page
- D** Select wood finish color.* Refer to the **Product Color Options** page in this price list.
 *For Kensington Maple add upcharge.
- E** Select glide option.
NG - Nylon glides
PG - Polycarbonate glides
RG - Rubber glides
FG - Felt glides

- F** Select wallsaver feet.
NWF - No wallsaver feet
WWF - Wallsaver feet; add \$39
- G** Select moisture barrier.
MB - Moisture barrier
NMB - No moisture barrier
 See pricing column for moisture barrier upcharge.

KENSINGTON MAPLE UPCHARGE

Kensington Maple requires extended leadtimes.

Model	Price	Model	Price
3323A	\$26	3023A	\$26
3333A	\$26	3033A	\$26
3343A	\$26	3043A	\$26
3323	\$123	3023	\$123
3333	\$123	3033	\$123
3343	\$123	3043	\$123
3123	\$57	3223	\$57
3133	\$57	3233	\$57
3143	\$57	3243	\$57

MOISTURE BARRIER UPCHARGE

To order with moisture barrier add /MB to the model number and add upcharge.

SPECIAL SERVICES

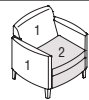
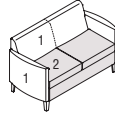
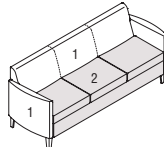
Special Carton Marking

With specially marked information N/C

Shipping
 Ships **assembled, FOB High Point, NC 27263, freight prepaid.** Freight class 175

Specifications and prices are subject to change without prior notice.



MODEL	Features	MODEL NUMBER								Approx. Packaged Weight	Delivered Pricing	Moisture Barrier add to list price
		Basic Model	Non-Contrast or Fabric Contrast 1	Fabric Contrast 2	Arm Cap	Wood Finish	Glide Option	Wallsaver Feet	Moisture Barrier			
 AFLS Low-Back Lounge Chair (Closed Arm) • Non-contrast C.O.M = 4.5 yd • 1 = Back and side panels (Fabric Contrast 1) C.O.M. = 4 yd • 2 = Seat (Fabric Contrast 2) C.O.M. = 1.25 yd	Non-contrast	3123/NC	<input type="checkbox"/> <input type="checkbox"/> <input type="checkbox"/> <input type="checkbox"/>	<input type="checkbox"/> <input type="checkbox"/> <input type="checkbox"/> <input type="checkbox"/>	<input type="checkbox"/> <input type="checkbox"/>	<input type="checkbox"/> <input type="checkbox"/> <input type="checkbox"/> <input type="checkbox"/>	<input type="checkbox"/> <input type="checkbox"/>	<input type="checkbox"/> <input type="checkbox"/> <input type="checkbox"/> <input type="checkbox"/>	<input type="checkbox"/> <input type="checkbox"/>	90.00#	\$ 2593	\$ 225
	Contrast	3123/FC	<input type="checkbox"/> <input type="checkbox"/> <input type="checkbox"/> <input type="checkbox"/>	<input type="checkbox"/> <input type="checkbox"/> <input type="checkbox"/> <input type="checkbox"/>	<input type="checkbox"/> <input type="checkbox"/>	<input type="checkbox"/> <input type="checkbox"/> <input type="checkbox"/> <input type="checkbox"/>	<input type="checkbox"/> <input type="checkbox"/>	<input type="checkbox"/> <input type="checkbox"/> <input type="checkbox"/> <input type="checkbox"/>	<input type="checkbox"/> <input type="checkbox"/>	90.00#	2673	225
 AFLS Low-Back Loveseat (Closed Arm) • Non-contrast C.O.M = 6.5 yd • 1 = Back and side panels (Fabric Contrast 1) C.O.M. = 4.5 yd • 2 = Seat (Fabric Contrast 2) C.O.M. = 2.25 yd	Non-contrast	3133/NC	<input type="checkbox"/> <input type="checkbox"/> <input type="checkbox"/> <input type="checkbox"/>	<input type="checkbox"/> <input type="checkbox"/> <input type="checkbox"/> <input type="checkbox"/>	<input type="checkbox"/> <input type="checkbox"/>	<input type="checkbox"/> <input type="checkbox"/> <input type="checkbox"/> <input type="checkbox"/>	<input type="checkbox"/> <input type="checkbox"/>	<input type="checkbox"/> <input type="checkbox"/> <input type="checkbox"/> <input type="checkbox"/>	<input type="checkbox"/> <input type="checkbox"/>	125.00#	\$ 3100	\$ 272
	Contrast	3133/FC	<input type="checkbox"/> <input type="checkbox"/> <input type="checkbox"/> <input type="checkbox"/>	<input type="checkbox"/> <input type="checkbox"/> <input type="checkbox"/> <input type="checkbox"/>	<input type="checkbox"/> <input type="checkbox"/>	<input type="checkbox"/> <input type="checkbox"/> <input type="checkbox"/> <input type="checkbox"/>	<input type="checkbox"/> <input type="checkbox"/>	<input type="checkbox"/> <input type="checkbox"/> <input type="checkbox"/> <input type="checkbox"/>	<input type="checkbox"/> <input type="checkbox"/>	125.00#	3220	272
 AFLS Low-Back Sofa (Closed Arm) • Non-contrast C.O.M = 8.25 yd • 1 = Back and side panels (Fabric Contrast 1) C.O.M. = 5 yd • 2 = Seat (Fabric Contrast 2) C.O.M. = 3.25 yd	Non-contrast	3143/NC	<input type="checkbox"/> <input type="checkbox"/> <input type="checkbox"/> <input type="checkbox"/>	<input type="checkbox"/> <input type="checkbox"/> <input type="checkbox"/> <input type="checkbox"/>	<input type="checkbox"/> <input type="checkbox"/>	<input type="checkbox"/> <input type="checkbox"/> <input type="checkbox"/> <input type="checkbox"/>	<input type="checkbox"/> <input type="checkbox"/>	<input type="checkbox"/> <input type="checkbox"/> <input type="checkbox"/> <input type="checkbox"/>	<input type="checkbox"/> <input type="checkbox"/>	165.00#	\$ 4108	\$ 299
	Contrast	3143/FC	<input type="checkbox"/> <input type="checkbox"/> <input type="checkbox"/> <input type="checkbox"/>	<input type="checkbox"/> <input type="checkbox"/> <input type="checkbox"/> <input type="checkbox"/>	<input type="checkbox"/> <input type="checkbox"/>	<input type="checkbox"/> <input type="checkbox"/> <input type="checkbox"/> <input type="checkbox"/>	<input type="checkbox"/> <input type="checkbox"/>	<input type="checkbox"/> <input type="checkbox"/> <input type="checkbox"/> <input type="checkbox"/>	<input type="checkbox"/> <input type="checkbox"/>	165.00#	4259	299

A **B** **C** **D** **E** **F** **G** **H**

HOW TO ORDER

- Indicate the following information on order form:
- Quantity of each item.
 - Model number, including options. See "How To Build a Model Number".
 - Any special service required.

Note: • The indicates that a choice is required.
 • The absence of the indicates that no choice is required.
 • Alpha-numeric characters in place of indicate that no other alternatives are available.

HOW TO BUILD A MODEL NUMBER

- A** Select basic model.
- B** Select non-contrast or fabric contrast 1. Refer to ki.com/fabrics.
 • For yardage pricing, see Fabric Yardage Pricing page
- C** Select fabric contrast 2. Refer to ki.com/fabrics.
 • For yardage pricing, see Fabric Yardage Pricing page
- D** Select wood armcaps.
NAC - No armcap
WAC - Wood armcaps (pair); add \$313
- E** Select wood finish color.* Refer to the **Product Color Options** page in this price list.
 *For Kensington Maple add upcharge.
- F** Select glide option.
NG - Nylon glides

- PG** - Polycarbonate glides
- RG** - Rubber glides
- FG** - Felt glides
- G** Select wallsaver feet.
NWF - No wallsaver feet
WWF - Wallsaver feet; add \$39
- H** Select moisture barrier.
MB - Moisture barrier
NMB - No moisture barrier
 See pricing column for moisture barrier upcharge.

KENSINGTON MAPLE UPCHARGE

Kensington Maple requires extended leadtimes.

Model	Price	Model	Price
3323A	\$26	3023A	\$26
3333A	\$26	3033A	\$26
3343A	\$26	3043A	\$26
3323	\$123	3023	\$123
3333	\$123	3033	\$123
3343	\$123	3043	\$123
3123	\$57	3223	\$57
3133	\$57	3233	\$57
3143	\$57	3243	\$57

MOISTURE BARRIER UPCHARGE

To order with moisture barrier add /MB to the model number and add upcharge.

SPECIAL SERVICES

Special Carton Marking


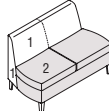
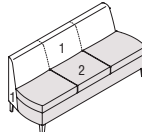
With specially marked information N/C

Shipping

Ships **assembled, FOB High Point, NC 27263, freight prepaid.** Freight class 175

Specifications and prices are subject to change without prior notice.



MODEL	Features	MODEL NUMBER							Approx. Packaged Weight	Delivered Pricing	Moisture Barrier add to list price
		Basic Model	Non-Contrast or Fabric Contrast 1	Fabric Contrast 2	Wood Finish	Glide Option	Wallsaver Feet	Moisture Barrier			
 AFLS Low-Back Lounge Chair (Armless) • Non-contrast C.O.M = 3 yd • 1 = Back and side panels (Fabric Contrast 1) C.O.M. = 1.75 yd • 2 = Seat (Fabric Contrast 2) C.O.M. = 1.5 yd	Non-contrast	3323A/NC	<input type="checkbox"/> <input type="checkbox"/> <input type="checkbox"/> <input type="checkbox"/>		<input type="checkbox"/> <input type="checkbox"/>	<input type="checkbox"/>	<input type="checkbox"/> <input type="checkbox"/>	<input type="checkbox"/> <input type="checkbox"/>	70.00#	\$ 2567	\$ 225
	Contrast	3323A/FC	<input type="checkbox"/> <input type="checkbox"/> <input type="checkbox"/> <input type="checkbox"/>	<input type="checkbox"/> <input type="checkbox"/> <input type="checkbox"/> <input type="checkbox"/>	<input type="checkbox"/> <input type="checkbox"/>	<input type="checkbox"/>	<input type="checkbox"/> <input type="checkbox"/>	<input type="checkbox"/> <input type="checkbox"/>	70.00#	2648	225
 AFLS Low-Back Loveseat (Armless) • Non-contrast C.O.M = 5.25 yd • 1 = Back and side panels (Fabric Contrast 1) C.O.M. = 2.5 yd • 2 = Seat (Fabric Contrast 2) C.O.M. = 2.5 yd	Non-contrast	3333A/NC	<input type="checkbox"/> <input type="checkbox"/> <input type="checkbox"/> <input type="checkbox"/>		<input type="checkbox"/> <input type="checkbox"/>	<input type="checkbox"/>	<input type="checkbox"/> <input type="checkbox"/>	<input type="checkbox"/> <input type="checkbox"/>	100.00#	\$ 3089	\$ 272
	Contrast	3333A/FC	<input type="checkbox"/> <input type="checkbox"/> <input type="checkbox"/> <input type="checkbox"/>	<input type="checkbox"/> <input type="checkbox"/> <input type="checkbox"/> <input type="checkbox"/>	<input type="checkbox"/> <input type="checkbox"/>	<input type="checkbox"/>	<input type="checkbox"/> <input type="checkbox"/>	<input type="checkbox"/> <input type="checkbox"/>	100.00#	3204	272
 AFLS Low-Back Sofa (Armless) • Non-contrast C.O.M = 7.25 yd • 1 = Back and side panels (Fabric Contrast 1) C.O.M. = 3.5 yd • 2 = Seat (Fabric Contrast 2) C.O.M. = 3.5 yd	Non-contrast	3343A/NC	<input type="checkbox"/> <input type="checkbox"/> <input type="checkbox"/> <input type="checkbox"/>		<input type="checkbox"/> <input type="checkbox"/>	<input type="checkbox"/>	<input type="checkbox"/> <input type="checkbox"/>	<input type="checkbox"/> <input type="checkbox"/>	120.00#	\$ 4059	\$ 299
	Contrast	3343A/FC	<input type="checkbox"/> <input type="checkbox"/> <input type="checkbox"/> <input type="checkbox"/>	<input type="checkbox"/> <input type="checkbox"/> <input type="checkbox"/> <input type="checkbox"/>	<input type="checkbox"/> <input type="checkbox"/>	<input type="checkbox"/>	<input type="checkbox"/> <input type="checkbox"/>	<input type="checkbox"/> <input type="checkbox"/>	120.00#	4213	299

A **B** **C** **D** **E** **F** **G**

HOW TO ORDER

- Indicate the following information on order form:
- Quantity of each item.
 - Model number, including options. See "How To Build a Model Number".
 - Any special service required.

Note:

- The indicates that a choice is required.
- The absence of the indicates that no choice is required.
- Alpha-numeric characters in place of indicate that no other alternatives are available.

HOW TO BUILD A MODEL NUMBER

- A** Select basic model.
- B** Select non-contrast or fabric contrast 1. Refer to ki.com/fabrics.
 - For yardage pricing, see Fabric Yardage Pricing page
- C** Select fabric contrast 2. Refer to ki.com/fabrics.
 - For yardage pricing, see Fabric Yardage Pricing page
- D** Select wood finish color.* Refer to the **Product Color Options** page in this price list.
 - *For Kensington Maple add upcharge.
- E** Select glide option.
 - NG** - Nylon glides
 - PG** - Polycarbonate glides
 - RG** - Rubber glides
 - FG** - Felt glides

- F** Select wallsaver feet.
 - NWF** - No wallsaver feet
 - WWF** - Wallsaver feet; add \$39
- G** Select moisture barrier.
 - MB** - Moisture barrier
 - NMB** - No moisture barrier
 - See pricing column for moisture barrier upcharge.

KENSINGTON MAPLE UPCHARGE

Kensington Maple requires extended leadtimes.

Model	Price	Model	Price
3323A	\$26	3023A	\$26
3333A	\$26	3033A	\$26
3343A	\$26	3043A	\$26
3323	\$123	3023	\$123
3333	\$123	3033	\$123
3343	\$123	3043	\$123
3123	\$57	3223	\$57
3133	\$57	3233	\$57
3143	\$57	3243	\$57

MOISTURE BARRIER UPCHARGE

To order with moisture barrier add /MB to the model number and add upcharge.

SPECIAL SERVICES

Special Carton Marking

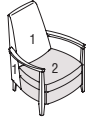
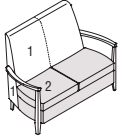

With specially marked information N/C

Shipping

Ships **assembled, FOB High Point, NC 27263, freight prepaid.** Freight class 175

Specifications and prices are subject to change without prior notice.



MODEL	Features	MODEL NUMBER							Approx. Packaged Weight	Delivered Pricing	Moisture Barrier add to list price
		Basic Model	Non-Contrast or Fabric Contrast 1	Fabric Contrast 2	Wood Finish	Glide Option	Wallsaver Feet	Moisture Barrier			
 High-Back Lounge Chair (Open Arm) • Non-contrast C.O.M = 3.5 yd • 1 = Back and side panels (Fabric Contrast 1) C.O.M. = 2.25 yd • 2 = Seat (Fabric Contrast 2) C.O.M. = 1.5 yd	Non-contrast	3023/NC	□□□□		□□□	□□	□□□	□□□	80.00#	\$ 3609	\$ 225
	Contrast	3023/FC	□□□□	□□□□	□□□	□□	□□□	□□□	80.00#	3691	225
AFLS											
 High-Back Loveseat (Open Arm) • Non-contrast C.O.M = 6 yd • 1 = Back and side panels (Fabric Contrast 1) C.O.M. = 3.5 yd • 2 = Seat (Fabric Contrast 2) C.O.M. = 2.75 yd	Non-contrast	3033/NC	□□□□		□□□	□□	□□□	□□□	110.00#	\$ 4086	\$ 272
	Contrast	3033/FC	□□□□	□□□□	□□□	□□	□□□	□□□	110.00#	4207	272
AFLS											
 High-Back Sofa (Open Arm) • Non-contrast C.O.M = 8 yd • 1 = Back and side panels (Fabric Contrast 1) C.O.M. = 5 yd • 2 = Seat (Fabric Contrast 2) C.O.M. = 3.5 yd	Non-contrast	3043/NC	□□□□		□□□	□□	□□□	□□□	165.00#	\$ 4892	\$ 299
	Contrast	3043/FC	□□□□	□□□□	□□□	□□	□□□	□□□	165.00#	5047	299
AFLS											
			A	B	C	D	E	F	G		

HOW TO ORDER

- Indicate the following information on order form:
- Quantity of each item.
 - Model number, including options. See "How To Build a Model Number".
 - Any special service required.

Note: • The □ indicates that a choice is required.
 • The absence of the □ indicates that no choice is required.
 • Alpha-numeric characters in place of □ indicate that no other alternatives are available.

HOW TO BUILD A MODEL NUMBER

- A** Select basic model.
- B** Select non-contrast or fabric contrast 1. Refer to ki.com/fabrics.
 • For yardage pricing, see Fabric Yardage Pricing page
- C** Select fabric contrast 2. Refer to ki.com/fabrics.
 • For yardage pricing, see Fabric Yardage Pricing page
- D** Select wood finish color.* Refer to the **Product Color Options** page in this price list.
 *For Kensington Maple add upcharge.
- E** Select glide option.
NG - Nylon glides
PG - Polycarbonate glides
RG - Rubber glides
FG - Felt glides

- F** Select wallsaver feet.
NWF - No wallsaver feet
WWF - Wallsaver feet; add \$39
- G** Select moisture barrier.
MB - Moisture barrier
NMB - No moisture barrier
 See pricing column for moisture barrier upcharge.

KENSINGTON MAPLE UPCHARGE

Kensington Maple requires extended leadtimes.

Model	Price	Model	Price
3323A	\$26	3023A	\$26
3333A	\$26	3033A	\$26
3343A	\$26	3043A	\$26
3323	\$123	3023	\$123
3333	\$123	3033	\$123
3343	\$123	3043	\$123
3123	\$57	3223	\$57
3133	\$57	3233	\$57
3143	\$57	3243	\$57

MOISTURE BARRIER UPCHARGE

To order with moisture barrier add /MB to the model number and add upcharge.

SPECIAL SERVICES

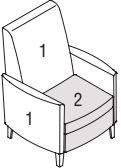
Special Carton Marking

With specially marked information N/C

Shipping
 Ships **assembled, FOB High Point, NC 27263, freight prepaid.** Freight class 175

Specifications and prices are subject to change without prior notice.



Features	MODEL NUMBER								Approx. Packaged Weight	Delivered Pricing	Moisture Barrier add to list price	
	Basic Model	Non-Contrast or Fabric Contrast 1	Fabric Contrast 2	Arm Cap	Wood Finish	Glide Option	Wallsaver Feet	Moisture Barrier				
	Non-contrast	3223/NC/NWB	<input type="checkbox"/> <input type="checkbox"/> <input type="checkbox"/> <input type="checkbox"/>		<input type="checkbox"/> <input type="checkbox"/>	<input type="checkbox"/> <input type="checkbox"/> <input type="checkbox"/>	<input type="checkbox"/> <input type="checkbox"/>	<input type="checkbox"/> <input type="checkbox"/> <input type="checkbox"/>	<input type="checkbox"/> <input type="checkbox"/>	105.00#	\$ 3206	\$ 225
	Contrast	3223/FC/NWB	<input type="checkbox"/> <input type="checkbox"/> <input type="checkbox"/> <input type="checkbox"/>	<input type="checkbox"/> <input type="checkbox"/> <input type="checkbox"/> <input type="checkbox"/>	<input type="checkbox"/> <input type="checkbox"/>	<input type="checkbox"/> <input type="checkbox"/> <input type="checkbox"/>	<input type="checkbox"/> <input type="checkbox"/>	<input type="checkbox"/> <input type="checkbox"/> <input type="checkbox"/>	<input type="checkbox"/> <input type="checkbox"/> <input type="checkbox"/>	<input type="checkbox"/> <input type="checkbox"/>	105.00#	3286
AFLS High-Back Lounge Chair (Closed Arm) <ul style="list-style-type: none"> • Non-contrast C.O.M = 4.75 yd • 1 = Back and side panels (Fabric Contrast 1) C.O.M. = 4.5 yd • 2 = Seat (Fabric Contrast 2) C.O.M. = 1.5 yd 												
AFLS High-Back Lounge Chair, With Wing-back (Closed Arm) <ul style="list-style-type: none"> • Non-contrast C.O.M = 7.25 yd • 1 = Back panels, side panels and wings (Fabric Contrast 1) C.O.M. = 7 yd • 2 = Seat (Fabric Contrast 2) C.O.M. = 1.5 yd 	Non-contrast	3223/NC/WWB	<input type="checkbox"/> <input type="checkbox"/> <input type="checkbox"/> <input type="checkbox"/>		<input type="checkbox"/> <input type="checkbox"/>	<input type="checkbox"/> <input type="checkbox"/> <input type="checkbox"/>	<input type="checkbox"/> <input type="checkbox"/>	<input type="checkbox"/> <input type="checkbox"/> <input type="checkbox"/>	<input type="checkbox"/> <input type="checkbox"/>	105.00#	\$ 3430	\$ 299
	Contrast	3223/FC/WWB	<input type="checkbox"/> <input type="checkbox"/> <input type="checkbox"/> <input type="checkbox"/>	<input type="checkbox"/> <input type="checkbox"/> <input type="checkbox"/> <input type="checkbox"/>	<input type="checkbox"/> <input type="checkbox"/>	<input type="checkbox"/> <input type="checkbox"/> <input type="checkbox"/>	<input type="checkbox"/> <input type="checkbox"/>	<input type="checkbox"/> <input type="checkbox"/> <input type="checkbox"/>	<input type="checkbox"/> <input type="checkbox"/> <input type="checkbox"/>	<input type="checkbox"/> <input type="checkbox"/>	105.00#	3505
A B C D E F G H												

HOW TO ORDER

Indicate the following information on order form:

- Quantity of each item.
- Model number, including options. See "How To Build a Model Number".
- Any special service required.

Note: • The indicates that a choice is required.

- The absence of the indicates that no choice is required.
- Alpha-numeric characters in place of indicate that no other alternatives are available.

HOW TO BUILD A MODEL NUMBER

A Select basic model.

B Select non-contrast or fabric contrast 1. Refer to ki.com/fabrics.

- For yardage pricing, see Fabric Yardage Pricing page

C Select fabric contrast 2. Refer to ki.com/fabrics.

- For yardage pricing, see Fabric Yardage Pricing page

D Select wood armcaps.

NAC - No armcap
WAC - Wood armcaps (pair); add \$313

E Select wood finish color.* Refer to the **Product Color Options** page in this price list.

*For Kensington Maple add upcharge.

F Select glide option.

NG - Nylon glides

PG - Polycarbonate glides
RG - Rubber glides
FG - Felt glides

G Select wallsaver feet.

NWF - No wallsaver feet
WWF - Wallsaver feet; add \$39

H Select moisture barrier.

MB - Moisture barrier
NMB - No moisture barrier

See pricing column for moisture barrier upcharge.

KENSINGTON MAPLE UPCHARGE

Kensington Maple requires extended leadtimes.

Model	Price	Model	Price
3323A	\$26	3023A	\$26
3333A	\$26	3033A	\$26
3343A	\$26	3043A	\$26
3323	\$123	3023	\$123
3333	\$123	3033	\$123
3343	\$123	3043	\$123
3123	\$57	3223	\$57
3133	\$57	3233	\$57
3143	\$57	3243	\$57

MOISTURE BARRIER UPCHARGE

To order with moisture barrier add /MB to the model number and add upcharge.

SPECIAL SERVICES

Special Carton Marking


With specially marked information N/C

Shipping

Ships **assembled, FOB High Point, NC 27263, freight prepaid.** Freight class 175

Specifications and prices are subject to change without prior notice.



MODEL	Features	MODEL NUMBER							Approx. Packaged Weight	Delivered Pricing	Moisture Barrier add to list price
		Basic Model	Non-Contrast or Fabric Contrast 1	Fabric Contrast 2	Wood Finish	Glide Option	Wallsaver Feet	Moisture Barrier			
 <p>High-Back Loveseat (Closed Arm) • Non-contrast C.O.M = 7.5 yd • 1 = Back and side panels (Fabric Contrast 1) C.O.M. = 5.25 yd • 2 = Seat (Fabric Contrast 2) C.O.M. = 2.5 yd</p>	Non-contrast	3233/NC/NWB	<input type="checkbox"/> <input type="checkbox"/> <input type="checkbox"/> <input type="checkbox"/>		<input type="checkbox"/> <input type="checkbox"/> <input type="checkbox"/>	<input type="checkbox"/> <input type="checkbox"/>	<input type="checkbox"/> <input type="checkbox"/> <input type="checkbox"/>	<input type="checkbox"/> <input type="checkbox"/>	150.00#	\$ 3922	\$ 272
	Contrast	3233/FC/NWB	<input type="checkbox"/> <input type="checkbox"/> <input type="checkbox"/> <input type="checkbox"/>	<input type="checkbox"/> <input type="checkbox"/> <input type="checkbox"/> <input type="checkbox"/>	<input type="checkbox"/> <input type="checkbox"/> <input type="checkbox"/>	<input type="checkbox"/> <input type="checkbox"/>	<input type="checkbox"/> <input type="checkbox"/> <input type="checkbox"/>	<input type="checkbox"/> <input type="checkbox"/>	150.00#	4044	272
AFLS											
<p>High-Back Loveseat, With Wingback (Closed Arm) • Non-contrast C.O.M = 9.5 yd • 1 = Back panels, side panels and wings (Fabric Contrast 1) C.O.M. = 7.25 yd • 2 = Seat (Fabric Contrast 2) C.O.M. = 2.5 yd</p>	Non-contrast	3233/NC/WWB	<input type="checkbox"/> <input type="checkbox"/> <input type="checkbox"/> <input type="checkbox"/>		<input type="checkbox"/> <input type="checkbox"/> <input type="checkbox"/>	<input type="checkbox"/> <input type="checkbox"/>	<input type="checkbox"/> <input type="checkbox"/> <input type="checkbox"/>	<input type="checkbox"/> <input type="checkbox"/>	150.00#	\$ 4155	\$ 299
	Contrast	3233/FC/WWB	<input type="checkbox"/> <input type="checkbox"/> <input type="checkbox"/> <input type="checkbox"/>	<input type="checkbox"/> <input type="checkbox"/> <input type="checkbox"/> <input type="checkbox"/>	<input type="checkbox"/> <input type="checkbox"/> <input type="checkbox"/>	<input type="checkbox"/> <input type="checkbox"/>	<input type="checkbox"/> <input type="checkbox"/> <input type="checkbox"/>	<input type="checkbox"/> <input type="checkbox"/>	150.00#	4255	299
AFLS											
			A	B	C	D	E	F	G		

HOW TO ORDER

- Indicate the following information on order form:
- Quantity of each item.
 - Model number, including options. See "How To Build a Model Number".
 - Any special service required.

Note: • The indicates that a choice is required.
 • The absence of the indicates that no choice is required.
 • Alpha-numeric characters in place of indicate that no other alternatives are available.

HOW TO BUILD A MODEL NUMBER

- A** Select basic model.
- B** Select non-contrast or fabric contrast 1. Refer to ki.com/fabrics.
 • For yardage pricing, see Fabric Yardage Pricing page
- C** Select fabric contrast 2. Refer to ki.com/fabrics.
 • For yardage pricing, see Fabric Yardage Pricing page
- D** Select wood finish color.* Refer to the **Product Color Options** page in this price list.
 *For Kensington Maple add upcharge.

- F** Select wallsaver feet.
NWF - No wallsaver feet
WWF - Wallsaver feet; add \$39

- G** Select moisture barrier.
MB - Moisture barrier
NMB - No moisture barrier
 See pricing column for moisture barrier upcharge.

- E** Select glide option.
NG - Nylon glides
PG - Polycarbonate glides
RG - Rubber glides
FG - Felt glides

KENSINGTON MAPLE UPCHARGE

Kensington Maple requires extended leadtimes.

Model	Price	Model	Price
3323A	\$26	3023A	\$26
3333A	\$26	3033A	\$26
3343A	\$26	3043A	\$26
3323	\$123	3023	\$123
3333	\$123	3033	\$123
3343	\$123	3043	\$123
3123	\$57	3223	\$57
3133	\$57	3233	\$57
3143	\$57	3243	\$57

MOISTURE BARRIER UPCHARGE

To order with moisture barrier add /MB to the model number and add upcharge.

SPECIAL SERVICES

Special Carton Marking

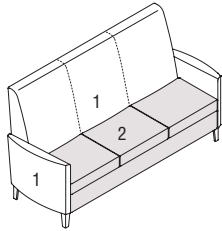
With specially marked information N/C

Shipping

Ships assembled, FOB High Point, NC 27263, freight prepaid. Freight class 175

Specifications and prices are subject to change without prior notice.



Features	MODEL NUMBER								Approx. Packaged Weight	Delivered Pricing	Moisture Barrier add to list price
	Basic Model	Non-Contrast or Fabric Contrast 1	Fabric Contrast 2	Arm Cap	Wood Finish	Glide Option	Wallsaver Feet	Moisture Barrier			
 <p>Non-contrast</p>	3243/NC/NWB	<input type="checkbox"/> <input type="checkbox"/> <input type="checkbox"/> <input type="checkbox"/>		<input type="checkbox"/> <input type="checkbox"/>	<input type="checkbox"/> <input type="checkbox"/> <input type="checkbox"/>	<input type="checkbox"/> <input type="checkbox"/>	<input type="checkbox"/> <input type="checkbox"/> <input type="checkbox"/>	<input type="checkbox"/> <input type="checkbox"/>	190.00#	\$ 4706	\$ 299
	Contrast	3243/FC/NWB	<input type="checkbox"/> <input type="checkbox"/> <input type="checkbox"/> <input type="checkbox"/>	<input type="checkbox"/> <input type="checkbox"/> <input type="checkbox"/> <input type="checkbox"/>	<input type="checkbox"/> <input type="checkbox"/>	<input type="checkbox"/> <input type="checkbox"/> <input type="checkbox"/>	<input type="checkbox"/> <input type="checkbox"/>	<input type="checkbox"/> <input type="checkbox"/> <input type="checkbox"/>	<input type="checkbox"/> <input type="checkbox"/>	190.00#	4859
<p>AFLS</p> <p>High-Back Sofa (Closed Arm)</p> <ul style="list-style-type: none"> • Non-contrast C.O.M = 9.5 yd • 1 = Back and side panels (Fabric Contrast 1) C.O.M. = 8.5 yd • 2 = Seat (Fabric Contrast 2) C.O.M. = 3.25 yd 											
<p>Non-contrast</p>	3243/NC/WWB	<input type="checkbox"/> <input type="checkbox"/> <input type="checkbox"/> <input type="checkbox"/>		<input type="checkbox"/> <input type="checkbox"/>	<input type="checkbox"/> <input type="checkbox"/> <input type="checkbox"/>	<input type="checkbox"/> <input type="checkbox"/>	<input type="checkbox"/> <input type="checkbox"/> <input type="checkbox"/>	<input type="checkbox"/> <input type="checkbox"/>	190.00#	\$ 4910	\$ 299
	Contrast	3243/FC/WWB	<input type="checkbox"/> <input type="checkbox"/> <input type="checkbox"/> <input type="checkbox"/>	<input type="checkbox"/> <input type="checkbox"/> <input type="checkbox"/> <input type="checkbox"/>	<input type="checkbox"/> <input type="checkbox"/>	<input type="checkbox"/> <input type="checkbox"/> <input type="checkbox"/>	<input type="checkbox"/> <input type="checkbox"/>	<input type="checkbox"/> <input type="checkbox"/> <input type="checkbox"/>	<input type="checkbox"/> <input type="checkbox"/>	190.00#	5035
<p>AFLS</p> <p>High-Back Sofa, With Wingback (Closed Arm)</p> <ul style="list-style-type: none"> • Non-contrast C.O.M = 11.5 yd • 1 = Back panels, side panels and wings (Fabric Contrast 1) C.O.M. = 10.5 yd • 2 = Seat (Fabric Contrast 2) C.O.M. = 3.25 yd 											
	A	B	C	D	E	F	G	H			

HOW TO ORDER

- Indicate the following information on order form:
1. Quantity of each item.
 2. Model number, including options. See "How To Build a Model Number".
 3. Any special service required.

Note: • The indicates that a choice is required.

- The absence of the indicates that no choice is required.
- Alpha-numeric characters in place of indicate that no other alternatives are available.

HOW TO BUILD A MODEL NUMBER

- A** Select basic model.
- B** Select non-contrast or fabric contrast 1. Refer to ki.com/fabrics.
 - For yardage pricing, see Fabric Yardage Pricing page
- C** Select fabric contrast 2. Refer to ki.com/fabrics.
 - For yardage pricing, see Fabric Yardage Pricing page
- D** Select wood armcaps.
 - NAC** - No armcap
 - WAC** - Wood armcaps (pair); add \$313
- E** Select wood finish color.* Refer to the **Product Color Options** page in this price list.
 - *For Kensington Maple add upcharge.
- F** Select glide option.
 - NG** - Nylon glides

- PG** - Polycarbonate glides
- RG** - Rubber glides
- FG** - Felt glides
- G** Select wallsaver feet.
 - NWF** - No wallsaver feet
 - WWF** - Wallsaver feet; add \$39
- H** Select moisture barrier.
 - MB** - Moisture barrier
 - NMB** - No moisture barrier
 See pricing column for moisture barrier upcharge.

KENSINGTON MAPLE UPCHARGE

Kensington Maple requires extended leadtimes.

Model	Price	Model	Price
3323A	\$26	3023A	\$26
3333A	\$26	3033A	\$26
3343A	\$26	3043A	\$26
3323	\$123	3023	\$123
3333	\$123	3033	\$123
3343	\$123	3043	\$123
3123	\$57	3223	\$57
3133	\$57	3233	\$57
3143	\$57	3243	\$57

MOISTURE BARRIER UPCHARGE

To order with moisture barrier add /MB to the model number and add upcharge.

SPECIAL SERVICES

Special Carton Marking


With specially marked information N/C

Shipping

Ships **assembled, FOB High Point, NC 27263, freight prepaid.** Freight class 175

Specifications and prices are subject to change without prior notice.



MODEL	Features	MODEL NUMBER							Approx. Packaged Weight	Delivered Pricing	Moisture Barrier add to list price
		Basic Model	Non-Contrast or Fabric Contrast 1	Fabric Contrast 2	Wood Finish	Glide Option	Wallsaver Feet	Moisture Barrier			
 High-Back Lounge Chair (Armless) • Non-contrast C.O.M = 3.5 yd • 1 = Back and side panels (Fabric Contrast 1) C.O.M. = 2.25 yd • 2 = Seat (Fabric Contrast 2) C.O.M. = 1.5 yd	Non-contrast	3023A/NC/NWB	<input type="checkbox"/> <input type="checkbox"/> <input type="checkbox"/> <input type="checkbox"/>		<input type="checkbox"/> <input type="checkbox"/>	<input type="checkbox"/> <input type="checkbox"/>	<input type="checkbox"/> <input type="checkbox"/>	<input type="checkbox"/> <input type="checkbox"/>	85.00#	\$ 2769	\$ 225
	Contrast	3023A/FC/NWB	<input type="checkbox"/> <input type="checkbox"/> <input type="checkbox"/> <input type="checkbox"/>	<input type="checkbox"/> <input type="checkbox"/> <input type="checkbox"/> <input type="checkbox"/>	<input type="checkbox"/> <input type="checkbox"/>	<input type="checkbox"/> <input type="checkbox"/>	<input type="checkbox"/> <input type="checkbox"/>	<input type="checkbox"/> <input type="checkbox"/>	85.00#	2850	225
AFLS											
High-Back Lounge Chair, With Wingback (Armless) • Non-contrast C.O.M = 6 yd • 1 = Back panels, side panels and wings (Fabric Contrast 1) C.O.M. = 4.75 yd • 2 = Seat (Fabric Contrast 2) C.O.M. = 1.5 yd	Non-contrast	3023A/NC/WWB	<input type="checkbox"/> <input type="checkbox"/> <input type="checkbox"/> <input type="checkbox"/>		<input type="checkbox"/> <input type="checkbox"/>	<input type="checkbox"/> <input type="checkbox"/>	<input type="checkbox"/> <input type="checkbox"/>	<input type="checkbox"/> <input type="checkbox"/>	85.00#	\$ 3020	\$ 225
	Contrast	3023A/FC/WWB	<input type="checkbox"/> <input type="checkbox"/> <input type="checkbox"/> <input type="checkbox"/>	<input type="checkbox"/> <input type="checkbox"/> <input type="checkbox"/> <input type="checkbox"/>	<input type="checkbox"/> <input type="checkbox"/>	<input type="checkbox"/> <input type="checkbox"/>	<input type="checkbox"/> <input type="checkbox"/>	<input type="checkbox"/> <input type="checkbox"/>	85.00#	3095	225
AFLS											
		A	B	C	D	E	F	G			

HOW TO ORDER

- Indicate the following information on order form:
- Quantity of each item.
 - Model number, including options. See "How To Build a Model Number".
 - Any special service required.

Note: • The indicates that a choice is required.
 • The absence of the indicates that no choice is required.
 • Alpha-numeric characters in place of indicate that no other alternatives are available.

HOW TO BUILD A MODEL NUMBER

- A** Select basic model.
- B** Select non-contrast or fabric contrast 1. Refer to ki.com/fabrics.
 • For yardage pricing, see Fabric Yardage Pricing page
- C** Select fabric contrast 2. Refer to ki.com/fabrics.
 • For yardage pricing, see Fabric Yardage Pricing page
- D** Select wood finish color.* Refer to the **Product Color Options** page in this price list.
 *For Kensington Maple add upcharge.
- E** Select glide option.
NG - Nylon glides
PG - Polycarbonate glides
RG - Rubber glides
FG - Felt glides

- F** Select wallsaver feet.
NWF - No wallsaver feet
WWF - Wallsaver feet; add \$39
- G** Select moisture barrier.
MB - Moisture barrier
NMB - No moisture barrier
 See pricing column for moisture barrier upcharge.

KENSINGTON MAPLE UPCHARGE

Kensington Maple requires extended leadtimes.

Model	Price	Model	Price
3323A	\$26	3023A	\$26
3333A	\$26	3033A	\$26
3343A	\$26	3043A	\$26
3323	\$123	3023	\$123
3333	\$123	3033	\$123
3343	\$123	3043	\$123
3123	\$57	3223	\$57
3133	\$57	3233	\$57
3143	\$57	3243	\$57

MOISTURE BARRIER UPCHARGE

To order with moisture barrier add /MB to the model number and add upcharge.

SPECIAL SERVICES

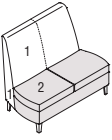
Special Carton Marking

With specially marked information N/C

Shipping
 Ships assembled, FOB High Point, NC 27263, freight prepaid. Freight class 175

Specifications and prices are subject to change without prior notice.



MODEL	Features	MODEL NUMBER							Approx. Packaged Weight	Delivered Pricing	Moisture Barrier add to list price
		Basic Model	Non-Contrast or Fabric Contrast 1	Fabric Contrast 2	Wood Finish	Glide Option	Wallsaver Feet	Moisture Barrier			
 <p>High-Back Loveseat (Armless) • Non-contrast C.O.M = 6 yd • 1 = Back and side panels (Fabric Contrast 1) C.O.M. = 3.5 yd • 2 = Seat (Fabric Contrast 2) C.O.M. = 2.75 yd</p>	Non-contrast	3033A/NC/NWB	<input type="checkbox"/> <input type="checkbox"/> <input type="checkbox"/> <input type="checkbox"/>		<input type="checkbox"/> <input type="checkbox"/>	<input type="checkbox"/> <input type="checkbox"/>	<input type="checkbox"/> <input type="checkbox"/>	<input type="checkbox"/> <input type="checkbox"/>	115.00#	\$ 3159	\$ 272
	Contrast	3033A/FC/NWB	<input type="checkbox"/> <input type="checkbox"/> <input type="checkbox"/> <input type="checkbox"/>	<input type="checkbox"/> <input type="checkbox"/> <input type="checkbox"/> <input type="checkbox"/>	<input type="checkbox"/> <input type="checkbox"/>	<input type="checkbox"/> <input type="checkbox"/>	<input type="checkbox"/> <input type="checkbox"/>	<input type="checkbox"/> <input type="checkbox"/>	115.00#	3283	272
AFLS											
<p>High-Back Loveseat, With Wingback (Armless) • Non-contrast C.O.M = 8.5 yd • 1 = Back panels, side panels and wings (Fabric Contrast 1) C.O.M. = 6 yd • 2 = Seat (Fabric Contrast 2) C.O.M. = 2.75 yd</p>	Non-contrast	3033A/NC/WWB	<input type="checkbox"/> <input type="checkbox"/> <input type="checkbox"/> <input type="checkbox"/>		<input type="checkbox"/> <input type="checkbox"/>	<input type="checkbox"/> <input type="checkbox"/>	<input type="checkbox"/> <input type="checkbox"/>	<input type="checkbox"/> <input type="checkbox"/>	115.00#	\$ 3410	\$ 272
	Contrast	3033A/FC/WWB	<input type="checkbox"/> <input type="checkbox"/> <input type="checkbox"/> <input type="checkbox"/>	<input type="checkbox"/> <input type="checkbox"/> <input type="checkbox"/> <input type="checkbox"/>	<input type="checkbox"/> <input type="checkbox"/>	<input type="checkbox"/> <input type="checkbox"/>	<input type="checkbox"/> <input type="checkbox"/>	<input type="checkbox"/> <input type="checkbox"/>	115.00#	3485	272
AFLS											
		A	B	C	D	E	F	G			

HOW TO ORDER

- Indicate the following information on order form:
- Quantity of each item.
 - Model number, including options. See "How To Build a Model Number".
 - Any special service required.

Note: • The indicates that a choice is required.
 • The absence of the indicates that no choice is required.
 • Alpha-numeric characters in place of indicate that no other alternatives are available.

HOW TO BUILD A MODEL NUMBER

- A** Select basic model.
- B** Select non-contrast or fabric contrast 1. Refer to ki.com/fabrics.
 - For yardage pricing, see Fabric Yardage Pricing page
- C** Select fabric contrast 2. Refer to ki.com/fabrics.
 - For yardage pricing, see Fabric Yardage Pricing page
- D** Select wood finish color.* Refer to the **Product Color Options** page in this price list.
 - *For Kensington Maple add upcharge.
- E** Select glide option.
 - NG** - Nylon glides
 - PG** - Polycarbonate glides
 - RG** - Rubber glides
 - FG** - Felt glides

- F** Select wallsaver feet.
 - NWF** - No wallsaver feet
 - WWF** - Wallsaver feet; add \$39
- G** Select moisture barrier.
 - MB** - Moisture barrier
 - NMB** - No moisture barrier
 See pricing column for moisture barrier upcharge.

KENSINGTON MAPLE UPCHARGE

Kensington Maple requires extended leadtimes.

Model	Price	Model	Price
3323A	\$26	3023A	\$26
3333A	\$26	3033A	\$26
3343A	\$26	3043A	\$26
3323	\$123	3023	\$123
3333	\$123	3033	\$123
3343	\$123	3043	\$123
3123	\$57	3223	\$57
3133	\$57	3233	\$57
3143	\$57	3243	\$57

MOISTURE BARRIER UPCHARGE

To order with moisture barrier add /MB to the model number and add upcharge.

SPECIAL SERVICES

Special Carton Marking

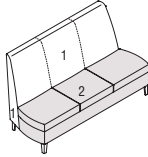
With specially marked information N/C

Shipping

Ships **assembled, FOB High Point, NC 27263, freight prepaid.** Freight class 175

Specifications and prices are subject to change without prior notice.



MODEL	Features	MODEL NUMBER							Approx. Packaged Weight	Delivered Pricing	Moisture Barrier add to list price
		Basic Model	Non-Contrast or Fabric Contrast 1	Fabric Contrast 2	Wood Finish	Glide Option	Wallsaver Feet	Moisture Barrier			
 High-Back Sofa (Armless) • Non-contrast C.O.M = 8 yd • 1 = Back and side panels (Fabric Contrast 1) C.O.M. = 5.75 yd • 2 = Seat (Fabric Contrast 2) C.O.M. = 3.5 yd	Non-contrast	3043A/NC/NWB	<input type="checkbox"/> <input type="checkbox"/> <input type="checkbox"/> <input type="checkbox"/>		<input type="checkbox"/> <input type="checkbox"/>	<input type="checkbox"/> <input type="checkbox"/>	<input type="checkbox"/> <input type="checkbox"/>	<input type="checkbox"/> <input type="checkbox"/>	160.00#	\$ 4129	\$ 299
	Contrast	3043A/FC/NWB	<input type="checkbox"/> <input type="checkbox"/> <input type="checkbox"/> <input type="checkbox"/>	<input type="checkbox"/> <input type="checkbox"/> <input type="checkbox"/> <input type="checkbox"/>	<input type="checkbox"/> <input type="checkbox"/>	<input type="checkbox"/> <input type="checkbox"/>	<input type="checkbox"/> <input type="checkbox"/>	<input type="checkbox"/> <input type="checkbox"/>	160.00#	4281	299
AFLS											
High-Back Sofa, With Wingback (Armless) • Non-contrast C.O.M = 10.5 yd • 1 = Back panels, side panels and wings (Fabric Contrast 1) C.O.M. = 8.25 yd • 2 = Seat (Fabric Contrast 2) C.O.M. = 3.5 yd	Non-contrast	3043A/NC/WWB	<input type="checkbox"/> <input type="checkbox"/> <input type="checkbox"/> <input type="checkbox"/>		<input type="checkbox"/> <input type="checkbox"/>	<input type="checkbox"/> <input type="checkbox"/>	<input type="checkbox"/> <input type="checkbox"/>	<input type="checkbox"/> <input type="checkbox"/>	160.00#	\$ 4355	\$ 225
	Contrast	3043A/FC/WWB	<input type="checkbox"/> <input type="checkbox"/> <input type="checkbox"/> <input type="checkbox"/>	<input type="checkbox"/> <input type="checkbox"/> <input type="checkbox"/> <input type="checkbox"/>	<input type="checkbox"/> <input type="checkbox"/>	<input type="checkbox"/> <input type="checkbox"/>	<input type="checkbox"/> <input type="checkbox"/>	<input type="checkbox"/> <input type="checkbox"/>	160.00#	4480	225
AFLS											
			A	B	C	D	E	F	G		

HOW TO ORDER

- Indicate the following information on order form:
- Quantity of each item.
 - Model number, including options. See "How To Build a Model Number".
 - Any special service required.

Note: • The indicates that a choice is required.
 • The absence of the indicates that no choice is required.
 • Alpha-numeric characters in place of indicate that no other alternatives are available.

HOW TO BUILD A MODEL NUMBER

- A** Select basic model.
- B** Select non-contrast or fabric contrast 1. Refer to ki.com/fabrics.
 • For yardage pricing, see Fabric Yardage Pricing page
- C** Select fabric contrast 2. Refer to ki.com/fabrics.
 • For yardage pricing, see Fabric Yardage Pricing page
- D** Select wood finish color.* Refer to the **Product Color Options** page in this price list.
 *For Kensington Maple add upcharge.
- E** Select glide option.
NG - Nylon glides
PG - Polycarbonate glides
RG - Rubber glides
FG - Felt glides

- F** Select wallsaver feet.
NWF - No wallsaver feet
WWF - Wallsaver feet; add \$39
- G** Select moisture barrier.
MB - Moisture barrier
NMB - No moisture barrier
 See pricing column for moisture barrier upcharge.

KENSINGTON MAPLE UPCHARGE

Kensington Maple requires extended leadtimes.

Model	Price	Model	Price
3323A	\$26	3023A	\$26
3333A	\$26	3033A	\$26
3343A	\$26	3043A	\$26
3323	\$123	3023	\$123
3333	\$123	3033	\$123
3343	\$123	3043	\$123
3123	\$57	3223	\$57
3133	\$57	3233	\$57
3143	\$57	3243	\$57

MOISTURE BARRIER UPCHARGE

To order with moisture barrier add /MB to the model number and add upcharge.

SPECIAL SERVICES



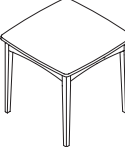
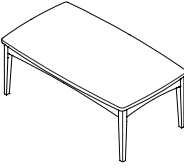
Special Carton Marking

With specially marked information N/C

Shipping

Ships assembled, FOB High Point, NC 27263, freight prepaid. Freight class 175

Specifications and prices are subject to change without prior notice.

MODEL	Features	D x W x H	MODEL NUMBER			Approx. Packaged Weight	Delivered Pricing	Laminate Grade 2 add to list price	Laminate Grade 3 add to list price	
			Basic Model	Wood Leg Finish	Laminate Color					
	Rectangular End Table - 16" High	Laminate Top	20 x 24 x 16"	9708	<input type="checkbox"/> <input type="checkbox"/> <input type="checkbox"/>	<input type="checkbox"/> <input type="checkbox"/> <input type="checkbox"/>	40.00#	\$ 1263	\$ 19	\$ 120
		Veneer Top	20 x 24 x 16"	9704	<input type="checkbox"/> <input type="checkbox"/> <input type="checkbox"/>		40.00#	1352	N/A	N/A
AFFS										
	Rectangular End Table - 22" High	Laminate Top	20 x 24 x 22"	9705	<input type="checkbox"/> <input type="checkbox"/> <input type="checkbox"/>	<input type="checkbox"/> <input type="checkbox"/> <input type="checkbox"/>	45.00#	\$ 1382	\$ 19	\$ 120
		Veneer Top	20 x 24 x 22"	9701	<input type="checkbox"/> <input type="checkbox"/> <input type="checkbox"/>		40.00#	1399	N/A	N/A
AFFS										
	Square Lamp Table	Laminate Top	24 x 24 x 22"	9706	<input type="checkbox"/> <input type="checkbox"/> <input type="checkbox"/>	<input type="checkbox"/> <input type="checkbox"/> <input type="checkbox"/>	40.00#	\$ 1370	\$ 19	\$ 120
		Veneer Top	24 x 24 x 22"	9702	<input type="checkbox"/> <input type="checkbox"/> <input type="checkbox"/>		40.00#	1464	N/A	N/A
AFFS										
	Rectangular Coffee Table	Laminate Top	24 x 42 x 16"	9707	<input type="checkbox"/> <input type="checkbox"/> <input type="checkbox"/>	<input type="checkbox"/> <input type="checkbox"/> <input type="checkbox"/>	65.00#	\$ 1747	\$ 19	\$ 120
		Veneer Top	24 x 42 x 16"	9703	<input type="checkbox"/> <input type="checkbox"/> <input type="checkbox"/>		60.00#	1890	N/A	N/A
AFFS										

A **B** **C**

HOW TO ORDER

- Indicate the following information on order form:
- Quantity of each item.
 - Model number, including options. See "How To Build a Model Number".
 - Any special service required.

- Note:
- The indicates that a choice is required.
 - The absence of the indicates that no choice is required.
 - Alpha-numeric characters in place of indicate that no other alternatives are available.

HOW TO BUILD A MODEL NUMBER

- A** Select basic model.
- B** Select wood leg finish color.*
Refer to the **Product Color Options** page in this price list.
*For Kensington Maple add upcharge.
- C** Select laminate color.
Refer to the **Product Color Options** page in this price list.

KENSINGTON MAPLE UPCHARGE

Kensington Maple requires extended leadtimes.

Model	
9708	\$138
9704	\$145
9705	\$145
9701	\$163
9706	\$145
9702	\$163
9707	\$179
9703	\$196

FINISH INFORMATION

ADDITIONAL LAMINATE OFFERING

KI offers laminates beyond those offered in the standard offering. Laminates that are currently available in the program can be viewed in KI product specification tools. Requests to add laminates to the program can be submitted via the product modification request process. Please note, requests to add laminates to the program must include the laminate manufacturers name, color/pattern number, and finish code. Edge options are limited to standard edge colors. If a matching edge is required, this will need to be requested thru the product modification request process and may be subject to additional costs. Due to varying manufacturing processes and quality issues with some laminates, some requests may be denied. Extended lead times and minimum order quantities may apply on orders containing special laminates. Contact the product modification team for questions or additional information regarding special laminates and pricing.

SPECIAL SERVICES

Special Carton Marking

With specially marked information N/C

Shipping
Ships **assembled, FOB High Point, NC 27263, freight prepaid.** Freight class 175

Specifications and prices are subject to change without prior notice.



Lounge Sleeper
(ALS)



Loveseat Double Sleeper
(ALSS)



Recliner
(AR)



Bariatric Chair - Open Arm
(AOCL)

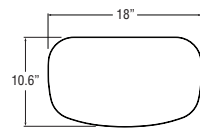


Bariatric Chair - Closed Arm
(APCL)

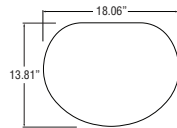
General Dimensions			
Seat width	28-1/4"	57"	23-3/4"
Seat depth	20"	20"	20-1/2"
Seat height	17-3/4"	17-3/4"	19-1/2"
Arm width	4"	4"	3"
Arm height	26"	26-3/4"	25-1/4"
Arm height from seat center	9-3/4"	9-3/4"	5-3/4"
Back height from seat	17-3/4"	17-3/4"	30"
Sleep surface depth	77-3/16"	76-1/2"	
Overall Dimensions			
Width	36"	64-3/4"	30"
Depth	33"	35-1/2"	35-1/2"
Height	35"	34-1/2"	47"
Depth (opened)	80"	81"	64-1/2"

General Dimensions		
Seat width	30"	30"
Seat depth	19"	19"
Seat height	19"	19"
Arm width	2"	2"
Arm height	27"	27"
Arm height from seat center		
Back height from seat		
Sleep surface depth		
Overall Dimensions		
Width	34"	34"
Depth	23-3/4"	23-3/4"
Height	31-1/2"	31-1/2"

Tablet Arm Options



Top-Mounted Articulating
Revolving Tablet



Side-Mounted Articulating
Fold-Down Tablet

UPHOLSTERY INFORMATION

C.O.M. Fabric

For C.O.M. fabric sent to KI-High Point on multiple rolls, add an additional yard of fabric per roll to the yardage requirements. Multiple rolls have shorter pieces of fabric on them and do not allow nesting and stacking of the fabric to achieve the best yield as is done with one large roll. This results in yardage shortages and requests for additional fabric from the client, which can delay an order. For each roll that is sent, one yard needs to be added to one of the rolls, not separately.

Fabric Disclaimer

Fabric will be applied as swatched by the fabric manufacturer. Fabric that is required to be applied differently than is swatched will need a Product Modification Request written specifying the direction the fabric is to be applied.

FINISH INFORMATION

Color Match

KI offers the additional option of color matching paint, polypropylene, or wood stain through Product Modification Requests. Contact Customer Service for details.

INFORMATION

Warranty

Refer to KI Terms & Conditions document or visit ki.com


Wood Finish - Core

Cherry Storm on Beech
 Cinnamon on Beech
 Cocoa on Beech
 Eclipse Black on Beech
 Florence Walnut on Beech
 Kensington Maple on Maple
 Monticello Maple on Beech
 Natural on Beech
 River Cherry on Beech

Kensington Maple requires an upcharge

Veneer Finish - Core

Cherry Storm on Beech
 Cinnamon on Beech
 Cocoa on Beech
 Eclipse Black on Beech
 Florence Walnut on Beech
 Kensington Maple on Maple
 Monticello Maple on Beech
 Natural on Beech
 River Cherry on Beech

Table Top Surface Finish--Grade 1 Standard Laminate

BCX	Beigewood	LBZ
BCN	Belair	LBQ
BCA	Biltmore Cherry	LBT
BEB	Black	LBK
BFC	Brighton Walnut	LBW
MMA	Castle Oak	LCO
BMT	Cherry Storm	LCX
BNA	Classic Linen	LCI
BRY	Cocobala	LCC
	Crisp Linen	LRI
	Designer White	LDR
	Dove Grey	LDG

BCX2	Florence Walnut	LFC
BCN2	Friston Ash	LFH
BCA2	Frosty White	LFW
BEB2	Graphite Nebula	LGN
BFC2	Grey	LGE
MMA2	High Rise	LHE
BMT2	Hollyberry	LHY
BNA2	Island	LID
BRY2	Italian Silver Ash	LIT
	Kensington Maple	LKM
	Lapis Blue	LLB
	Monticello Maple	LMT
	North Sea	LNA
	Ocean	LON
	Pinnacle Walnut	LPW
	River Cherry	LRV
	Shadow Zephyr	LSR
	Sterling Ash	LAZ
	Titanium Evolv	LTV
	White Nebula	LWL
	White Sand	LWN
	Windsor Mahogany	LWY

Table Top Surface Finish--Grade 2 Standard Laminate

Akira	LAK
Black Alicante	LBV
Black Hills Oak	LBH
Calcutta Marble	LCQ
Dering Forest	LDF
Fawn Cypress	LFQ
Ice Mist	LIM
Markerboard White	LMK
Valley Forge Elm	LVF
White River Forest	LWR

Table Top Surface Finish--Grade 3 Standard Laminate

Black Velvet	LBV
Cumberland Walnut	LCJ
Designer White Velvet	LDE
Hartley Walnut	LHW
Nile Velvet	LNL
Raleigh Walnut	LRW
Solano Walnut	LSG
Spruce Velvet	LSC

Finish Cards

View color swatches for items listed within this document.

Paints

Plastics/Poly

Wood/Veneer

Laminates

Molded Edges

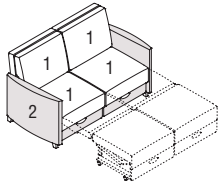
Edge Styles

Hard Plastics

Glass

Certain options referenced may not be available on GSA Schedule.



MODEL	Features	MODEL NUMBER							Approx. Packaged Weight	Delivered Pricing	Moisture Barrier add to list price
		Basic Model	Non-Contrast or Fabric Contrast 1	Fabric Contrast 2	Pull Color	Arm Cap	Wood Finish	Moisture Barrier			
 <p>Loveseat Sleeper (Closed Arm) - DS (Open, Both Sides Facing)</p> <ul style="list-style-type: none"> Non-contrast C.O.M = 14 yd 1 = Seat and back/sleep surface (Fabric Contrast 1) C.O.M. = 7.5 yd 2 = Arms and frame (Fabric Contrast 2) C.O.M. = 7.5 yd 	Non-contrast	ALSS/DS/NC	<input type="checkbox"/> <input type="checkbox"/> <input type="checkbox"/> <input type="checkbox"/>		<input type="checkbox"/> <input type="checkbox"/> <input type="checkbox"/> <input type="checkbox"/>	<input type="checkbox"/> <input type="checkbox"/>	<input type="checkbox"/> <input type="checkbox"/>	<input type="checkbox"/> <input type="checkbox"/>	400.00#	\$ 8556	\$ 336
	Contrast	ALSS/DS/FC	<input type="checkbox"/> <input type="checkbox"/> <input type="checkbox"/> <input type="checkbox"/>	<input type="checkbox"/> <input type="checkbox"/> <input type="checkbox"/> <input type="checkbox"/>	<input type="checkbox"/> <input type="checkbox"/> <input type="checkbox"/> <input type="checkbox"/>	<input type="checkbox"/> <input type="checkbox"/>	<input type="checkbox"/> <input type="checkbox"/>	<input type="checkbox"/> <input type="checkbox"/>	400.00#	8683	336

AFLSS

HOW TO ORDER

Indicate the following information on order form:

- Quantity of each item.
- Model number, including options. See "How To Build a Model Number".
- Any special service required.

Note:

- The indicates that a choice is required.
- The absence of the indicates that no choice is required.
- Alpha-numeric characters in place of indicate that no other alternatives are available.

HOW TO BUILD A MODEL NUMBER

A Select basic model.

B Select non-contrast or fabric contrast 1. Refer to ki.com/fabrics.

- For yardage pricing, see Fabric Yardage Pricing page

C Select fabric contrast 2. Refer to ki.com/fabrics.

- For yardage pricing, see Fabric Yardage Pricing page

D Select pull handle color. Refer to the **Product Color Options** page in this price list.

E Select armcap option.

NAC	- No armcap
WAC	- Wood armcaps (pair); add \$238
SAC	- Solid surface armcaps; add \$1067

Solid surface armcap color is always Corian™ glacier white.

F Select wood finish color.* Refer to the **Product Color Options** page in this price list.

*For Kensington Maple add upcharge.

G Select moisture barrier.

MB	- Moisture barrier
NMB	- No moisture barrier

See pricing column for moisture barrier upcharge.

INFORMATION

Kensington Maple Upcharge

Kensington Maple requires extended leadtimes.

Model	
ALS	\$47
ALSS/LFS	\$47
ALSS/RFS	\$47
ALSS/DS	\$47

C.O.M. Requirements

C.O.M. yardage requirements listed above are based on plain goods 54" wide. If less than 54" wide or fabrics requiring matching (stripes, plaids, prints, large patterns), additional yardage will be needed. Consult C.O.M. matrix on the Ordering C.O.M. and C.O.L. page for additional yardage needed. For C.O.M. fabric sent to KI-High Point on multiple rolls, add an additional yard of fabric per roll to the yardage requirements.

C.O.L. Requirements

Figure 18 sq. ft. of leather (C.O.L.) for each yard shown (i.e., 4.75 x 18 = 85.5 sq. ft.).

Minimum Fabric/Leather Quantity

Minimum order for fabric is 1 yard. Minimum order for leather is 1 hide (approximately 50 sq. ft.).

Moisture Barrier

Moisture barrier is applied underneath the fabric cover as a means of protecting the foam.

SPECIAL SERVICES

Special Carton Marking

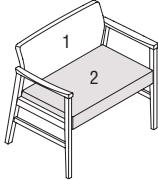
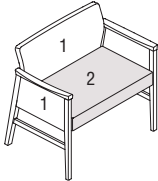
With specially marked information N/C

Shipping

Ships assembled, FOB High Point, NC 27263, freight prepaid. Freight class 125.

Specifications and prices are subject to change without prior notice.



MODEL	Features	MODEL NUMBER							Approx. Packaged Weight	Delivered Pricing	Moisture Barrier add to list price
		Basic Model	Non-Contrast or Fabric Contrast 1	Fabric Contrast 2	Arm Cap	Wood Finish	Glide Option	Moisture Barrier			
 <p>Bariatric Chair (Open Arm) • Non-contrast C.O.M = 2.5 yd • 1 = Back (Fabric Contrast 1) C.O.M. = 1.75 yd • 2 = Seat (Fabric Contrast 2) C.O.M. = 1 yd</p>	Non-contrast	AOCL/NC	<input type="checkbox"/> <input type="checkbox"/> <input type="checkbox"/> <input type="checkbox"/>		<input type="checkbox"/> <input type="checkbox"/>	<input type="checkbox"/> <input type="checkbox"/>	<input type="checkbox"/>	<input type="checkbox"/> <input type="checkbox"/>	65.00#	\$ 2517	\$ 193
	Contrast	AOCL/FC	<input type="checkbox"/> <input type="checkbox"/> <input type="checkbox"/> <input type="checkbox"/>		<input type="checkbox"/> <input type="checkbox"/>	<input type="checkbox"/> <input type="checkbox"/>	<input type="checkbox"/>	<input type="checkbox"/> <input type="checkbox"/>	65.00#	2604	193
AFBS											
 <p>Bariatric Chair (Closed Arm) • Non-contrast C.O.M = 2.75 yd • 1 = Back and Arms (Fabric Contrast 1) C.O.M. = 2.5 yd • 2 = Seat (Fabric Contrast 2) C.O.M. = 1 yd</p>	Non-contrast	APCL/NC	<input type="checkbox"/> <input type="checkbox"/> <input type="checkbox"/> <input type="checkbox"/>		<input type="checkbox"/> <input type="checkbox"/>	<input type="checkbox"/> <input type="checkbox"/>	<input type="checkbox"/>	<input type="checkbox"/> <input type="checkbox"/>	70.00#	\$ 2662	\$ 196
	Contrast	APCL/FC	<input type="checkbox"/> <input type="checkbox"/> <input type="checkbox"/> <input type="checkbox"/>		<input type="checkbox"/> <input type="checkbox"/>	<input type="checkbox"/> <input type="checkbox"/>	<input type="checkbox"/>	<input type="checkbox"/> <input type="checkbox"/>	70.00#	2747	196
AFBS											
			A	B	C	D	E	F	G		

HOW TO ORDER

- Indicate the following information on order form:
- Quantity of each item.
 - Model number, including options. See "How To Build a Model Number".
 - Any special service required.

Note: • The indicates that a choice is required.
 • The absence of the indicates that no choice is required.
 • Alpha-numeric characters in place of indicate that no other alternatives are available.

HOW TO BUILD A MODEL NUMBER

- A** Select basic model.
- B** Select non-contrast or fabric contrast 1. Refer to ki.com/fabrics
- C** Select fabric contrast 2. Refer to ki.com/fabrics
- D** Select arm option.
 WAC - Wood armcaps
 PAC - Black poly; add \$252
- E** Select wood finish color.* Refer to the **Product Color Options** page in this price list.
 *For Kensington Maple add upcharge.
- F** Select glide option.
 NG - Nylon glides
 PG - Polycarbonate glides
 RG - Rubber glides
 FG - Felt glides

- G** Select moisture barrier.
 MB - Moisture barrier
 NMB - No moisture barrier
 See pricing column for moisture barrier upcharge.

INFORMATION

Kensington Maple Upcharge
 Kensington Maple requires extended leadtimes.
 Model
 AOCL \$79
 APCL \$79

C.O.M. Requirements
 C.O.M. yardage requirements listed above are based on plain goods 54" wide. If less than 54" wide or fabrics requiring matching (stripes, plaids, prints, large patterns), additional yardage will be needed. Consult C.O.M. matrix on the Ordering C.O.M. and C.O.L. page for additional yardage needed. For C.O.M. fabric sent to KI-High Point on multiple rolls, add an additional yard of fabric per roll to the yardage requirements.

C.O.L. Requirements
 Figure 18 sq. ft. of leather (C.O.L.) for each yard shown (i.e., 4.75 x 18 = 85.5 sq. ft.).

Minimum Fabric/Leather Quantity
 Minimum order for fabric is 1 yard. Minimum order for leather is 1 hide (approximately 50 sq. ft.).

Moisture Barrier
 Moisture barrier is applied underneath the fabric cover as a means of protecting the foam.

SPECIAL SERVICES

Special Carton Marking
 With specially marked information N/C

Shipping
 Ships assembled, FOB High Point, NC 27263, freight prepaid. Freight class 250.

Specifications and prices are subject to change without prior notice.



Features	MODEL NUMBER											Approx. Packaged Weight	Delivered Pricing	Moisture Barrier add to list price	Laminate Grade 2 add to list price	Laminate Grade 3 add to list price
	Basic Model	Non-Contrast or Fabric Contrast 1	Fabric Cont 2	I.V. Pole	Cath Attachment	Mag Pch.	Mech Type	Arm Cap	Wood Finish	Lam. Color	Moist. Barrier					
Non-contrast	AR/NC/LFT/LT	<input type="checkbox"/>		<input type="checkbox"/>	<input type="checkbox"/>	<input type="checkbox"/>	<input type="checkbox"/>	<input type="checkbox"/>	<input type="checkbox"/>	<input type="checkbox"/>	<input type="checkbox"/>	114.00#	\$ 4541	\$ 244	\$ 19	\$ 120
Contrast	AR/FC/LFT/LT	<input type="checkbox"/>	<input type="checkbox"/>	<input type="checkbox"/>	<input type="checkbox"/>	<input type="checkbox"/>	<input type="checkbox"/>	<input type="checkbox"/>	<input type="checkbox"/>	<input type="checkbox"/>	<input type="checkbox"/>	114.00#	4670	244	19	120
<p>AFRL Recliner w/ Left Facing Laminate Side Articulating Tablet</p> <ul style="list-style-type: none"> • Non-contrast C.O.M = 5.5 yd • 1 = Back and arms (Fabric Contrast 1) C.O.M. = 4.75 yd • 2 = Seat (Fabric Contrast 2) C.O.M. = 1.25 yd • Optional magazine pouch (Fabric Contrast 1) C.O.M. = .5 yd 																
Non-contrast	AR/NC/RFT/LT	<input type="checkbox"/>		<input type="checkbox"/>	<input type="checkbox"/>	<input type="checkbox"/>	<input type="checkbox"/>	<input type="checkbox"/>	<input type="checkbox"/>	<input type="checkbox"/>	<input type="checkbox"/>	114.00#	\$ 4541	\$ 244	\$ 19	\$ 120
Contrast	AR/FC/RFT/LT	<input type="checkbox"/>	<input type="checkbox"/>	<input type="checkbox"/>	<input type="checkbox"/>	<input type="checkbox"/>	<input type="checkbox"/>	<input type="checkbox"/>	<input type="checkbox"/>	<input type="checkbox"/>	<input type="checkbox"/>	114.00#	4670	244	19	120
<p>AFRL Recliner w/ Right Facing Laminate Side Articulating Tablet</p> <ul style="list-style-type: none"> • Non-contrast C.O.M = 5.5 yd • 1 = Back and arms (Fabric Contrast 1) C.O.M. = 4.75 yd • 2 = Seat (Fabric Contrast 2) C.O.M. = 1.25 yd • Optional magazine pouch (Fabric Contrast 1) C.O.M. = .5 yd 																
A B C D E F G H I J K																

HOW TO ORDER

- Indicate the following information on order form:
1. Quantity of each item.
 2. Model number, including options. See "How To Build a Model Number".
 3. Any special service required.

- Note:
- The indicates that a choice is required.
 - The absence of the indicates that no choice is required.
 - Alpha-numeric characters in place of indicate that no other alternatives are available.

HOW TO BUILD A MODEL NUMBER

- A** Select basic model.
- B** Select non-contrast or fabric contrast 1. Refer to ki.com/fabrics.
• For yardage pricing, see Fabric Yardage Pricing page
- C** Select fabric contrast 2. Refer to ki.com/fabrics.
• For yardage pricing, see Fabric Yardage Pricing page
- D** Select I.V. pole. (specified facing chair)
NS - No pole
LFFIV - Left facing front; add \$460
LRFIV - Left facing rear; add \$460
RFFIV - Right facing front; add \$460
RRFIV - Right facing rear; add \$460
NOTE: Left tablet cannot have a Left Facing Front I.V. Pole. Right tablet cannot have a Right Facing Front I.V. Pole.

- E** Select catheter bag attachment. (specified facing chair)
NCA - No catheter attachment
LFCA - Left facing front; add \$76
LRCA - Left facing rear; add \$76
RFCA - Right facing front; add \$76
RRCA - Right facing rear; add \$76
If tablet is specified, tablet, I.V. pole and/or catheter bag attachment must all be specified in unique locations.
- F** Select magazine pouch. (specified facing chair)
NMR - No magazine pouch
LFP - Left side pouch (requires add'l fabric; matches arm); add \$308
RFP - Right side pouch (requires add'l fabric; matches arm); add \$308
If optional I.V. pole is specified, magazine pouch cannot be specified on the same side.
- G** Select mechanism type.
SM - Standard mechanism
TM - Trendelenburg mechanism; add \$256

- H** Select armcap option.
WAC - Wood armcaps
PAC - Black poly; add \$238
SAC - Solid surface armcaps; add \$1067
Solid surface armcap color is always Corian™ glacier white.
- I** Select wood finish color.*
Pick only if product has wood armcaps. Refer to the **Product Color Options** page in this price list.
*For Kensington Maple add upcharge.
- J** Select laminate color.
Refer to the **Product Color Options** page in this price list.
- K** Select moisture barrier.
MB - Moisture barrier
NMB - No moisture barrier
See pricing column for moisture barrier upcharge.

INFORMATION

- Kensington Maple Upcharge**
Kensington Maple requires extended leadtimes.
- | | |
|------------|------|
| Model | |
| AR | \$32 |
| AR/LFT/LT | \$32 |
| AR/RFT/LT | \$32 |
| AR/LFRT/LT | \$32 |
| AR/RFRT/LT | \$32 |
| AR/LFT/VT | \$32 |
| AR/RFT/VT | \$32 |
| AR/LFRT/VT | \$32 |
| AR/RFRT/VT | \$32 |

- Placement Rules**
- Magazine pouch cannot be on same side as I.V. pole.
 - Catheter hooks cannot be on same side as I.V. pole.

C.O.M. Requirements
C.O.M. yardage requirements listed above are based on plain goods 54" wide. If less than 54"

wide or fabrics requiring matching (stripes, plaids, prints, large patterns), additional yardage will be needed. Consult C.O.M. matrix on the Ordering C.O.M. and C.O.L. page for additional yardage needed. For C.O.M. fabric sent to KI-High Point on multiple rolls, add an additional yard of fabric per roll to the yardage requirements.

C.O.L. Requirements
Figure 18 sq. ft. of leather (C.O.L.) for each yard shown (i.e., 4.75 x 18 = 85.5 sq. ft.).

Minimum Fabric/Leather Quantity
Minimum order for fabric is 1 yard. Minimum order for leather is 1 hide (approximately 50 sq. ft.).

Moisture Barrier
Moisture barrier is applied underneath the fabric cover as a means of protecting the foam.

FINISH INFORMATION

ADDITIONAL LAMINATE OFFERING

KI offers laminates beyond those offered in the standard offering. Laminates that are currently available in the program can be viewed in KI product specification tools. Requests to add laminates to the program can be submitted via the product modification request process. Please note, requests to add laminates to the program must include the laminate manufacturers name, color/pattern number, and finish code. Edge options are limited to standard edge colors. If a matching edge is required, this will need to be requested thru the product modification request process and may be subject to additional costs. Due to varying manufacturing processes and quality issues with some laminates, some requests may be denied. Extended lead times and minimum order quantities may apply on orders containing special laminates. Contact the product modification team for questions or additional information regarding special laminates and pricing.

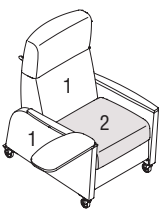
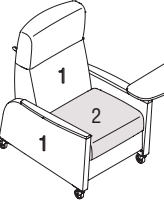
SPECIAL SERVICES

Special Carton Marking
With specially marked information N/C

Shipping
Ships **assembled, FOB High Point, NC 27263, freight prepaid.** Freight class 250.

Specifications and prices are subject to change without prior notice.



Features	MODEL NUMBER											Approx. Packaged Weight	Delivered Pricing	Moisture Barrier add to list price	Laminate Grade 2 add to list price	Laminate Grade 3 add to list price
	Basic Model	Non-Cont or Fabric Cont 1	Fabric Cont 2	I.V. Pole	Cath Attachment	Mag Pch.	Mech Type	Arm Cap	Wood Finish	Lam. Color	Moist. Barrier					
Non-contrast	AR/NC/LFRT/LT	<input type="checkbox"/>		<input type="checkbox"/>	<input type="checkbox"/>	<input type="checkbox"/>	<input type="checkbox"/>	<input type="checkbox"/>	<input type="checkbox"/>	<input type="checkbox"/>	<input type="checkbox"/>	114.00#	\$ 4541	\$ 244	\$ 19	\$ 120
Contrast	AR/FC/LFRT/LT	<input type="checkbox"/>	<input type="checkbox"/>	<input type="checkbox"/>	<input type="checkbox"/>	<input type="checkbox"/>	<input type="checkbox"/>	<input type="checkbox"/>	<input type="checkbox"/>	<input type="checkbox"/>	<input type="checkbox"/>	114.00#	4670	244	19	120
 <p>AFRL Recliner w/ Left Facing Laminate Top Articulating Tablet</p> <ul style="list-style-type: none"> • Non-contrast C.O.M = 5.5 yd • 1 = Back and arms (Fabric Contrast 1) C.O.M. = 4.75 yd • 2 = Seat (Fabric Contrast 2) C.O.M. = 1.25 yd • Optional magazine pouch (Fabric Contrast 1) C.O.M. = .5 yd 																
Non-contrast	AR/NC/RFRT/LT	<input type="checkbox"/>		<input type="checkbox"/>	<input type="checkbox"/>	<input type="checkbox"/>	<input type="checkbox"/>	<input type="checkbox"/>	<input type="checkbox"/>	<input type="checkbox"/>	<input type="checkbox"/>	114.00#	\$ 4541	\$ 244	\$ 19	\$ 120
Contrast	AR/FC/RFRT/LT	<input type="checkbox"/>	<input type="checkbox"/>	<input type="checkbox"/>	<input type="checkbox"/>	<input type="checkbox"/>	<input type="checkbox"/>	<input type="checkbox"/>	<input type="checkbox"/>	<input type="checkbox"/>	<input type="checkbox"/>	114.00#	4670	244	19	120
 <p>AFRL Recliner w/ Right Facing Laminate Top Articulating Tablet</p> <ul style="list-style-type: none"> • Non-contrast C.O.M = 5.5 yd • 1 = Back and arms (Fabric Contrast 1) C.O.M. = 4.75 yd • 2 = Seat (Fabric Contrast 2) C.O.M. = 1.25 yd • Optional magazine pouch (Fabric Contrast 1) C.O.M. = .5 yd 																
A B C D E F G H I J K																

HOW TO ORDER

- Indicate the following information on order form:
1. Quantity of each item.
 2. Model number, including options. See "How To Build a Model Number".
 3. Any special service required.

- Note:
- The indicates that a choice is required.
 - The absence of the indicates that no choice is required.
 - Alpha-numeric characters in place of indicate that no other alternatives are available.

HOW TO BUILD A MODEL NUMBER

- A** Select basic model.
- B** Select non-contrast or fabric contrast 1. Refer to ki.com/fabrics.
• For yardage pricing, see Fabric Yardage Pricing page
- C** Select fabric contrast 2. Refer to ki.com/fabrics.
• For yardage pricing, see Fabric Yardage Pricing page
- D** Select I.V. pole. (specified facing chair)
NS - No pole
LFFIV - Left facing front; add \$460
LRFFV - Left facing rear; add \$460
RFFIV - Right facing front; add \$460
RRFFV - Right facing rear; add \$460
NOTE: Left tablet cannot have a Left Facing Front I.V. Pole. Right tablet cannot have a Right Facing Front I.V. Pole.

- E** Select catheter bag attachment. (specified facing chair)
NCA - No catheter attachment
LFCA - Left facing front; add \$76
LRCA - Left facing rear; add \$76
RFCA - Right facing front; add \$76
RRCA - Right facing rear; add \$76
If tablet is specified, tablet, I.V. pole and/or catheter bag attachment must all be specified in unique locations.
- F** Select magazine pouch. (specified facing chair)
NMR - No magazine pouch
LFP - Left side pouch (requires add'l fabric; matches arm); add \$308
RFP - Right side pouch (requires add'l fabric; matches arm); add \$308
If optional I.V. pole is specified, magazine pouch cannot be specified on the same side.
- G** Select mechanism type.
SM - Standard mechanism
TM - Trendelenburg mechanism; add \$256

- H** Select armcap option.
WAC - Wood armcaps
PAC - Black poly; add \$238
SAC - Solid surface armcaps; add \$1067
Solid surface armcap color is always Corian™ glacier white.
- I** Select wood finish color.*
Pick only if product has wood armcaps. Refer to the **Product Color Options** page in this price list.
*For Kensington Maple add upcharge.
- J** Select laminate color.
Refer to the **Product Color Options** page in this price list.
- K** Select moisture barrier.
MB - Moisture barrier
NMB - No moisture barrier
See pricing column for moisture barrier upcharge.

INFORMATION

- Kensington Maple Upcharge**
Kensington Maple requires extended leadtimes.
- | | |
|------------|------|
| Model | |
| AR | \$32 |
| AR/LFT/LT | \$32 |
| AR/RFT/LT | \$32 |
| AR/LFRT/LT | \$32 |
| AR/RFRT/LT | \$32 |
| AR/LFT/VT | \$32 |
| AR/RFT/VT | \$32 |
| AR/LFRT/VT | \$32 |
| AR/RFRT/VT | \$32 |

- Placement Rules**
-Magazine pouch cannot be on same side as I.V. pole.

-Catheter hooks cannot be on same side as I.V. pole.

- C.O.M. Requirements**
C.O.M. yardage requirements listed above are based on plain goods 54" wide. If less than 54"

wide or fabrics requiring matching (stripes, plaids, prints, large patterns), additional yardage will be needed. Consult C.O.M. matrix on the Ordering C.O.M. and C.O.L. page for additional yardage needed. For C.O.M. fabric sent to KI-High Point on multiple rolls, add an additional yard of fabric per roll to the yardage requirements.

C.O.L. Requirements
Figure 18 sq. ft. of leather (C.O.L.) for each yard shown (i.e., 4.75 x 18 = 85.5 sq. ft.).

Minimum Fabric/Leather Quantity
Minimum order for fabric is 1 yard. Minimum order for leather is 1 hide (approximately 50 sq. ft.).

Moisture Barrier
Moisture barrier is applied underneath the fabric cover as a means of protecting the foam.

FINISH INFORMATION

ADDITIONAL LAMINATE OFFERING

KI offers laminates beyond those offered in the standard offering. Laminates that are currently available in the program can be viewed in KI product specification tools. Requests to add laminates to the program can be submitted via the product modification request process. Please note, requests to add laminates to the program must include the laminate manufacturers name, color/pattern number, and finish code. Edge options are limited to standard edge colors. If a matching edge is required, this will need to be requested thru the product modification request process and may be subject to additional costs. Due to varying manufacturing processes and quality issues with some laminates, some requests may be denied. Extended lead times and minimum order quantities may apply on orders containing special laminates. Contact the product modification team for questions or additional information regarding special laminates and pricing.

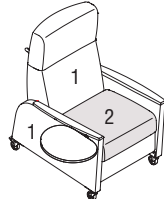
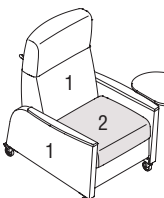
SPECIAL SERVICES

Special Carton Marking
With specially marked information N/C

Shipping
Ships **assembled, FOB High Point, NC 27263, freight prepaid.** Freight class 250.

Specifications and prices are subject to change without prior notice.



Features	MODEL NUMBER											Approx. Packaged Weight	Delivered Pricing	Moisture Barrier add to list price
	Basic Model	Non-Contrast or Fabric Contrast 1	Fabric Contrast 2	I.V. Pole	Catheter Attachment	Mag Pch.	Mech Type	Arm Cap	Wood Finish	Ven. Color	Moist. Barrier			
 <p>AFRL Recliner w/ Left Facing Veneer Side Articulating Tablet</p> <ul style="list-style-type: none"> • Non-contrast C.O.M = 5.5 yd • 1 = Back and arms (Fabric Contrast 1) C.O.M. = 4.75 yd • 2 = Seat (Fabric Contrast 2) C.O.M. = 1.25 yd • Optional magazine pouch (Fabric Contrast 1) C.O.M. = .5 yd 	Non-contrast	AR/NC/LFT/VT	<input type="checkbox"/> <input type="checkbox"/> <input type="checkbox"/> <input type="checkbox"/>	<input type="checkbox"/>	<input type="checkbox"/> <input type="checkbox"/> <input type="checkbox"/> <input type="checkbox"/>	<input type="checkbox"/> <input type="checkbox"/> <input type="checkbox"/> <input type="checkbox"/>	<input type="checkbox"/> <input type="checkbox"/>	<input type="checkbox"/> <input type="checkbox"/>	<input type="checkbox"/> <input type="checkbox"/>	<input type="checkbox"/> <input type="checkbox"/> <input type="checkbox"/> <input type="checkbox"/>	<input type="checkbox"/> <input type="checkbox"/> <input type="checkbox"/> <input type="checkbox"/>	114.00#	\$ 4541	\$ 244
	Contrast	AR/FC/LFT/VT	<input type="checkbox"/> <input type="checkbox"/> <input type="checkbox"/> <input type="checkbox"/>	<input type="checkbox"/>	<input type="checkbox"/> <input type="checkbox"/> <input type="checkbox"/> <input type="checkbox"/>	<input type="checkbox"/> <input type="checkbox"/> <input type="checkbox"/> <input type="checkbox"/>	<input type="checkbox"/> <input type="checkbox"/>	<input type="checkbox"/> <input type="checkbox"/>	<input type="checkbox"/> <input type="checkbox"/>	<input type="checkbox"/> <input type="checkbox"/>	<input type="checkbox"/> <input type="checkbox"/> <input type="checkbox"/> <input type="checkbox"/>	<input type="checkbox"/> <input type="checkbox"/> <input type="checkbox"/> <input type="checkbox"/>	114.00#	4670
 <p>AFRL Recliner w/ Right Facing Veneer Side Articulating Tablet</p> <ul style="list-style-type: none"> • Non-contrast C.O.M = 5.5 yd • 1 = Back and arms (Fabric Contrast 1) C.O.M. = 4.75 yd • 2 = Seat (Fabric Contrast 2) C.O.M. = 1.25 yd • Optional magazine pouch (Fabric Contrast 1) C.O.M. = .5 yd 	Non-contrast	AR/NC/RFT/VT	<input type="checkbox"/> <input type="checkbox"/> <input type="checkbox"/> <input type="checkbox"/>	<input type="checkbox"/>	<input type="checkbox"/> <input type="checkbox"/> <input type="checkbox"/> <input type="checkbox"/>	<input type="checkbox"/> <input type="checkbox"/> <input type="checkbox"/> <input type="checkbox"/>	<input type="checkbox"/> <input type="checkbox"/>	<input type="checkbox"/> <input type="checkbox"/>	<input type="checkbox"/> <input type="checkbox"/>	<input type="checkbox"/> <input type="checkbox"/> <input type="checkbox"/> <input type="checkbox"/>	<input type="checkbox"/> <input type="checkbox"/> <input type="checkbox"/> <input type="checkbox"/>	114.00#	\$ 4541	\$ 244
	Contrast	AR/FC/RFT/VT	<input type="checkbox"/> <input type="checkbox"/> <input type="checkbox"/> <input type="checkbox"/>	<input type="checkbox"/>	<input type="checkbox"/> <input type="checkbox"/> <input type="checkbox"/> <input type="checkbox"/>	<input type="checkbox"/> <input type="checkbox"/> <input type="checkbox"/> <input type="checkbox"/>	<input type="checkbox"/> <input type="checkbox"/>	<input type="checkbox"/> <input type="checkbox"/>	<input type="checkbox"/> <input type="checkbox"/>	<input type="checkbox"/> <input type="checkbox"/>	<input type="checkbox"/> <input type="checkbox"/> <input type="checkbox"/> <input type="checkbox"/>	<input type="checkbox"/> <input type="checkbox"/> <input type="checkbox"/> <input type="checkbox"/>	114.00#	4670

A B C D E F G H I J K

HOW TO ORDER

- Indicate the following information on order form:
1. Quantity of each item.
 2. Model number, including options. See "How To Build a Model Number".
 3. Any special service required.

Note: • The indicates that a choice is required.
 • The absence of the indicates that no choice is required.
 • Alpha-numeric characters in place of indicate that no other alternatives are available.

HOW TO BUILD A MODEL NUMBER

- A** Select basic model.
- B** Select non-contrast or fabric contrast 1. Refer to ki.com/fabrics.
 • For yardage pricing, see Fabric Yardage Pricing page
- C** Select fabric contrast 2. Refer to ki.com/fabrics.
 • For yardage pricing, see Fabric Yardage Pricing page
- D** Select I.V. pole. (specified facing chair)
NS - No pole
LFFIV - Left facing front; add \$460
LRFIV - Left facing rear; add \$460
RFIV - Right facing front; add \$460
RRFIV - Right facing rear; add \$460
 NOTE: Left tablet cannot have a Left Facing Front I.V. Pole. Right tablet cannot have a Right Facing Front I.V. Pole.

- E** Select catheter bag attachment. (specified facing chair)
NCA - No catheter attachment
LFCA - Left facing front; add \$76
LRCA - Left facing rear; add \$76
RFCA - Right facing front; add \$76
RRCA - Right facing rear; add \$76
 If tablet is specified, tablet, I.V. pole and/or catheter bag attachment must all be specified in unique locations.
- F** Select magazine pouch. (specified facing chair)
NMR - No magazine pouch
LFP - Left side pouch (requires add'l fabric; matches arm); add \$308
RFP - Right side pouch (requires add'l fabric; matches arm); add \$308
 If optional I.V. pole is specified, magazine pouch cannot be specified on the same side.
- G** Select mechanism type.
SM - Standard mechanism
TM - Trendelenburg mechanism; add \$256

- H** Select armcap option.
WAC - Wood armcaps
PAC - Black poly; add \$238
SAC - Solid surface armcaps; add \$1067
 Solid surface armcap color is always Corian™ glacier white.
- I** Select wood finish color.*
 Pick only if product has wood armcaps. Refer to the **Product Color Options** page in this price list.
 *For Kensington Maple add upcharge.
- J** Select veneer color.
 Refer to the **Product Color Options** page in this price list.
- K** Select moisture barrier.
MB - Moisture barrier
NMB - No moisture barrier
 See pricing column for moisture barrier upcharge.

INFORMATION

Kensington Maple Upcharge
 Kensington Maple requires extended leadtimes.

Model	Price
AR	\$32
AR/LFT/LT	\$32
AR/RFT/LT	\$32
AR/LFRT/LT	\$32
AR/RFRT/LT	\$32
AR/LFT/VT	\$32
AR/RFT/VT	\$32
AR/LFRT/VT	\$32
AR/RFRT/VT	\$32

- Placement Rules**
 -Magazine pouch cannot be on same side as I.V. pole.
 -Catheter hooks cannot be on same side as I.V. pole.
- C.O.M. Requirements**
 C.O.M. yardage requirements listed above are based on plain goods 54" wide. If less than 54"

wide or fabrics requiring matching (stripes, plaids, prints, large patterns), additional yardage will be needed. Consult C.O.M. matrix on the Ordering C.O.M. and C.O.L. page for additional yardage needed. For C.O.M. fabric sent to KI-High Point on multiple rolls, add an additional yard of fabric per roll to the yardage requirements.

C.O.L. Requirements
 Figure 18 sq. ft. of leather (C.O.L.) for each yard shown (i.e., 4.75 x 18 = 85.5 sq. ft.).

Minimum Fabric/Leather Quantity
 Minimum order for fabric is 1 yard. Minimum order for leather is 1 hide (approximately 50 sq. ft.).

Moisture Barrier
 Moisture barrier is applied underneath the fabric cover as a means of protecting the foam.

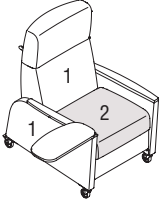
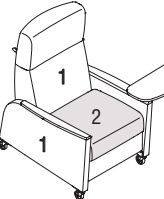
SPECIAL SERVICES

Special Carton Marking
 With specially marked information N/C

Shipping
 Ships assembled, FOB High Point, NC 27263, freight prepaid. Freight class 250.

Specifications and prices are subject to change without prior notice.



Features	MODEL NUMBER											Approx. Packaged Weight	Delivered Pricing	Moisture Barrier add to list price	
	Basic Model	Non-Contrast or Fabric Contrast 1	Fabric Contrast 2	I.V. Pole	Catheter Attachment	Mag Pch.	Mech Type	Arm Cap	Wood Finish	Ven. Color	Moist. Barrier				
Non-contrast	AR/NC/LFRT/VT	□□□		□□	□□□	□□□	□□	□□	□□	□□	□□□	□□□	114.00#	\$ 4541	\$ 244
Contrast	AR/FC/LFRT/VT	□□□	□□□	□□	□□□	□□□	□□	□□	□□	□□	□□□	□□□	114.00#	4670	244
 <p>AFRL Recliner w/ Left Facing Veneer Top Articulating Tablet</p> <ul style="list-style-type: none"> • Non-contrast C.O.M = 5.5 yd • 1 = Back and arms (Fabric Contrast 1) C.O.M. = 4.75 yd • 2 = Seat (Fabric Contrast 2) C.O.M. = 1.25 yd • Optional magazine pouch (Fabric Contrast 1) C.O.M. = .5 yd 															
Non-contrast	AR/NC/RFRT/VT	□□□		□□	□□□	□□□	□□	□□	□□	□□	□□□	□□□	114.00#	\$ 4541	\$ 244
Contrast	AR/FC/RFRT/VT	□□□	□□□	□□	□□□	□□□	□□	□□	□□	□□	□□□	□□□	114.00#	4670	244
 <p>AFRL Recliner w/ Right Facing Veneer Top Articulating Tablet</p> <ul style="list-style-type: none"> • Non-contrast C.O.M = 5.5 yd • 1 = Back and arms (Fabric Contrast 1) C.O.M. = 4.75 yd • 2 = Seat (Fabric Contrast 2) C.O.M. = 1.25 yd • Optional magazine pouch (Fabric Contrast 1) C.O.M. = .5 yd 															
A B C D E F G H I J K															

HOW TO ORDER

Indicate the following information on order form:
 1. Quantity of each item.
 2. Model number, including options. See "How To Build a Model Number".
 3. Any special service required.

Note: • The □ indicates that a choice is required.
 • The absence of the □ indicates that no choice is required.
 • Alpha-numeric characters in place of □ indicate that no other alternatives are available.

HOW TO BUILD A MODEL NUMBER

- A** Select basic model.
- B** Select non-contrast or fabric contrast 1. Refer to ki.com/fabrics.
 • For yardage pricing, see Fabric Yardage Pricing page
- C** Select fabric contrast 2. Refer to ki.com/fabrics.
 • For yardage pricing, see Fabric Yardage Pricing page
- D** Select I.V. pole. (specified facing chair)
NS - No pole
LFFIV - Left facing front; add \$460
LRFIV - Left facing rear; add \$460
RFIV - Right facing front; add \$460
RRFIV - Right facing rear; add \$460
 NOTE: Left tablet cannot have a Left Facing Front I.V. Pole. Right tablet cannot have a Right Facing Front I.V. Pole.

- If tablet is specified, tablet, I.V. pole and/or catheter bag attachment must all be specified in unique locations.
- E** Select catheter bag attachment. (specified facing chair)
NCA - No catheter attachment
LFCA - Left facing front; add \$76
LRCA - Left facing rear; add \$76
RFCA - Right facing front; add \$76
RRCA - Right facing rear; add \$76
 If tablet is specified, tablet, I.V. pole and/or catheter bag attachment must all be specified in unique locations.
 - F** Select magazine pouch. (specified facing chair)
NMR - No magazine pouch
LFP - Left side pouch (requires add'l fabric; matches arm); add \$308
RFP - Right side pouch (requires add'l fabric; matches arm); add \$308
 If optional I.V. pole is specified, magazine pouch cannot be specified on the same side.

- G** Select mechanism type.
SM - Standard mechanism
TM - Trendelenburg mechanism; add \$256
- H** Select armcap option.
WAC - Wood armcaps
PAC - Black poly; add \$238
SAC - Solid surface armcaps; add \$1067
 Solid surface armcap color is always Corian™ glacier white.
- I** Select wood finish color.*
 Pick only if product has wood armcaps. Refer to the **Product Color Options** page in this price list.
 *For Kensington Maple add upcharge.
- J** Select veneer color.
 Refer to the **Product Color Options** page in this price list.

- K** Select moisture barrier.
MB - Moisture barrier
NMB - No moisture barrier
 See pricing column for moisture barrier upcharge.

INFORMATION

Kensington Maple Upcharge
 Kensington Maple requires extended leadtimes. Model

AR	\$32
AR/LFT/LT	\$32
AR/RF/LT	\$32
AR/LFRT/LT	\$32
AR/RFRT/LT	\$32
AR/LFT/VT	\$32
AR/RF/VT	\$32
AR/LFRT/VT	\$32
AR/RFRT/VT	\$32

Placement Rules
 -Magazine pouch cannot be on same side as I.V. pole.
 -Catheter hooks cannot be on same side as I.V. pole.

C.O.M. Requirements
 C.O.M. yardage requirements listed above are based on plain goods 54" wide. If less than 54"

wide or fabrics requiring matching (stripes, plaids, prints, large patterns), additional yardage will be needed. Consult C.O.M. matrix on the Ordering C.O.M. and C.O.L. page for additional yardage needed. For C.O.M. fabric sent to KI-High Point on multiple rolls, add an additional yard of fabric per roll to the yardage requirements.

C.O.L. Requirements
 Figure 18 sq. ft. of leather (C.O.L.) for each yard shown (i.e., 4.75 x 18 = 85.5 sq. ft.).

Minimum Fabric/Leather Quantity
 Minimum order for fabric is 1 yard. Minimum order for leather is 1 hide (approximately 50 sq. ft.).

Moisture Barrier
 Moisture barrier is applied underneath the fabric cover as a means of protecting the foam.

SPECIAL SERVICES

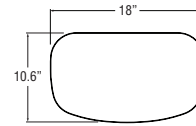
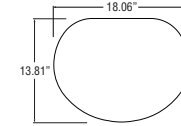
Special Carton Marking
 With specially marked information N/C

Shipping
 Ships assembled, FOB High Point, NC 27263, freight prepaid. Freight class 250.

Specifications and prices are subject to change without prior notice.

Recliner
(AR1115)

Tablet Arm Options

Top-Mounted Articulating
Revolving TabletSide-Mounted Articulating
Fold-Down Tablet

General Dimensions	
Seat width	24"
Seat depth	20"
Seat height	22"
Arm width	3-1/4"
Arm height at front of arm (highest point)	27-1/2"
Overall Dimensions	
Width	33"
Depth	36-1/2"
Height	44"

Chair Testing and Loading

The Affina II Recliners have passed all standard ANSI BIFMA tests for seating products, and in addition, the chairs also passed KI's bariatric test battery (see document KI-96829) which allows the chairs to safely accommodate weights of up to 750 pounds.

Field Replaceable Seat, Back, Ottoman and Armcaps

Replacement seats include new foam and upholstery and are Velcro fastened to the seat. Backs are attached to the frame mechanism with a metal-to-metal hinge connection that allows for easy replacement. Removing two screws at the bottom of the back will allow lifting the entire back off the mechanism. Replacement backs come with complete wood frame, foam and upholstery. Footrest Ottoman replacements are fully upholstered and bolt on to the frame. Armcaps are attached to the arms using compression dowels for easy replacement. For full arm replacement, contact a factory representative.

UPHOLSTERY INFORMATION

C.O.M. Fabric

For C.O.M. fabric sent to KI-High Point on multiple rolls, add an additional yard of fabric per roll to the yardage requirement. Multiple rolls have shorter pieces of fabric on them and do not allow nesting and stacking of the fabric to achieve the best yield as is done with one large roll. This results in yardage shortages and requests for additional fabric from the client, which can hold up the order. For each roll that is sent, one yard needs to be added and needs to be added to one of the rolls, not separately.

Fabric Disclaimer

Fabric will be applied as swatched by the fabric manufacturer. Fabric that is required to be applied differently than is swatched will need a Product Modification Request written specifying the direction the fabric is to be applied.

FINISH INFORMATION

Color Match

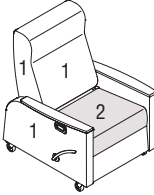
KI offers the additional option of color matching paint, polypropylene, or wood stain through Product Modification Requests. Contact Customer Service for details.

INFORMATION

Warranty

Refer to KI Terms & Conditions document or visit ki.com



Features	MODEL NUMBER											Approx. Packaged Weight	Delivered Pricing	Moisture Barrier add to list price		
	Basic Model	Non-Contrast or Fabric Contrast 1	Fabric Contrast 2	Heat/Massage Option	USB Power	I.V. Pole	Catheter Attachment	Magazine Pouch	Mech Type	Arm Cap						
 <p>AFRL2 Recliner (Closed Arm)</p> <ul style="list-style-type: none"> • Non-contrast C.O.M = 5.5 yd • 1 = Back, arms and footrest (Fabric Contrast 1) C.O.M. = 4.5 yd • 2 = Seat (Fabric Contrast 2) C.O.M. = 1.25 yd • Optional magazine pouch (Fabric Contrast 1) C.O.M. = .5 yd 	Non-contrast	ARI115/NC/NAT/NWB	<input type="checkbox"/>		<input type="checkbox"/>	<input type="checkbox"/>	<input type="checkbox"/>	<input type="checkbox"/>	<input type="checkbox"/>	<input type="checkbox"/>	<input type="checkbox"/>		175.00#	\$ 5273	\$ 203	
	Contrast	ARI115/FC/NAT/NWB	<input type="checkbox"/>	<input type="checkbox"/>	<input type="checkbox"/>	<input type="checkbox"/>	<input type="checkbox"/>	<input type="checkbox"/>	<input type="checkbox"/>	<input type="checkbox"/>	<input type="checkbox"/>	<input type="checkbox"/>		175.00#	5389	203
<p>AFRL2 Recliner, With Wingback (Closed Arm)</p> <ul style="list-style-type: none"> • Non-contrast C.O.M = 7 yd • 1 = Back, arms, wings and footrest (Fabric Contrast 1) C.O.M. = 6 yd • 2 = Seat (Fabric Contrast 2) C.O.M. = 1.25 yd • Optional magazine pouch (Fabric Contrast 1) C.O.M. = .5 yd 	Non-contrast	ARI115/NC/NAT/WWB	<input type="checkbox"/>		<input type="checkbox"/>	<input type="checkbox"/>	<input type="checkbox"/>	<input type="checkbox"/>	<input type="checkbox"/>	<input type="checkbox"/>	<input type="checkbox"/>		175.00#	\$ 5680	\$ 203	
	Contrast	ARI115/FC/NAT/WWB	<input type="checkbox"/>	<input type="checkbox"/>	<input type="checkbox"/>	<input type="checkbox"/>	<input type="checkbox"/>	<input type="checkbox"/>	<input type="checkbox"/>	<input type="checkbox"/>	<input type="checkbox"/>		175.00#	5775	203	
			A	B	C	D	E	F	G	H	I	J	K			

HOW TO ORDER

- Indicate the following information on order form:
1. Quantity of each item.
 2. Model number, including options. See "How To Build a Model Number".
 3. Any special service required.

- Note:
- The indicates that a choice is required.
 - The absence of the indicates that no choice is required.
 - Alpha-numeric characters in place of indicate that no other alternatives are available.

HOW TO BUILD A MODEL NUMBER

- A** Select basic model.
- B** Select non-contrast or fabric contrast 1. Refer to ki.com/fabrics.
- For yardage pricing, see Fabric Yardage Pricing page
- C** Select fabric contrast 2. Refer to ki.com/fabrics.
- For yardage pricing, see Fabric Yardage Pricing page
- D** Select Heat and Massage option.
- NHM** - No heat and massage
- WHM** - With heat and massage (prohibited in San Francisco, CA); add \$1556
- E** Select USB Power option.
- NUSB** - No USB power
- WUSB** - With USB power (prohibited in San Francisco, CA); add \$298
- Only available if Heat and Massage option is selected.

- F** Select I.V. pole (facing).
- NS** - No pole
- LRFIV** - Left facing rear; add \$440
- RFFIV** - Right facing front; add \$440
- RRFIV** - Right facing rear; add \$440
- If optional magazine pouch is specified, only Left-facing-rear (LRFIV) or No pole (NS) can be specified.
- G** Select catheter bag attachment hook (facing).
- NCA** - No catheter attachment
- LFCA** - Left facing front; add \$75
- LRCA** - Left facing rear; add \$75
- RFCA** - Right facing front; add \$75
- RRCA** - Right facing rear; add \$75
- If optional I.V. pole is specified, catheter attachment can not be specified in the same location.
- H** Select magazine pouch.
- NMR** - No magazine pouch
- RFP** - Right side pouch (requires add'l fabric; matches arm); add \$280

- I** Select mechanism type.
- SM** - Standard mechanism
- TM** - Trendelenburg mechanism; add \$474
- J** Select arm option.
- WAC** - Wood armcaps (pair)
- PAC** - Black poly (pair); add \$252
- SAC** - Solid surface armcaps; add \$1067
- Solid surface armcap color is always Corian™ glacier white.
- K** Select wood finish color.*
- Pick only if product has wood armcaps. Refer to the **Product Color Options** page in this price list.
- *For Kensington Maple add upcharge.

INFORMATION

Moisture Barrier
Moisture barrier is applied underneath the fabric cover as a means of protecting the foam.

Kensington Maple Upcharge
Kensington Maple requires extended leadtimes. Model Affina 1.5 Recliner \$34

C.O.M. Requirements
C.O.M. yardage requirements listed above are based on plain goods 54" wide. If less than 54" wide or fabrics requiring matching (stripes, plaids, prints, large patterns), additional yardage will be needed. Consult C.O.M. matrix on the Ordering C.O.M. and C.O.L. page for additional yardage needed. For C.O.M. fabric sent to KI-High Point on multiple rolls, add an additional yard of fabric per roll to the yardage requirements.

C.O.L. Requirements
Figure 18 sq. ft. of leather (C.O.L.) for each yard shown (i.e., 4.75 x 18 = 85.5 sq. ft.).

Minimum Fabric/Leather Quantity
Minimum order for fabric is 1 yard. Minimum order for leather is 1 hide (approximately 50 sq. ft.).

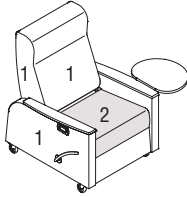
SPECIAL SERVICES

Special Carton Marking
With specially marked information N/C

Shipping
Ships **assembled, FOB High Point, NC 27263, freight prepaid.** Freight class 250.

Specifications and prices are subject to change without prior notice.



MODEL NUMBER												Approx. Packaged Weight	Delivered Pricing	Moisture Barrier add to list price	Laminate Grade 2 add to list price	Laminate Grade 3 add to list price
Basic Model	Non-Contrast or Fabric Cont 1	Fabric Cont 2	Heat Mass Opt	USB Pwr	I.V. Pole	Cath Att	Mag Pouch	Mech Type	Arm Cap	Wd Fin	Lam. Color					
 <p>AFRL2 Recliner w/ Right Facing Laminate Side Articulating Tablet</p> <ul style="list-style-type: none"> • Non-contrast C.O.M = 5.5 yd • 1 = Back, arms and footrest (Fabric Contrast 1) C.O.M. = 4.5 yd • 2 = Seat (Fabric Contrast 2) C.O.M. = 1.25 yd • Optional magazine pouch (Fabric Contrast 1) C.O.M. = .5 yd 	ARI115/NC/RFT/LT/NWB	<input type="checkbox"/>		<input type="checkbox"/>	<input type="checkbox"/>	<input type="checkbox"/>	<input type="checkbox"/>	<input type="checkbox"/>	<input type="checkbox"/>	<input type="checkbox"/>	<input type="checkbox"/>	200.00#	\$ 5823	\$ 203	\$ 19	\$ 120
	ARI115/FC/RFT/LT/NWB	<input type="checkbox"/>	<input type="checkbox"/>	<input type="checkbox"/>	<input type="checkbox"/>	<input type="checkbox"/>	<input type="checkbox"/>	<input type="checkbox"/>	<input type="checkbox"/>	<input type="checkbox"/>	<input type="checkbox"/>	<input type="checkbox"/>	200.00#	5942	203	19
<p>AFRL2 Recliner w/ Right Facing Laminate Side Articulating Tablet, With Wingback</p> <ul style="list-style-type: none"> • Non-contrast C.O.M = 7 yd • 1 = Back, arms, wings and footrest (Fabric Contrast 1) C.O.M. = 6 yd • 2 = Seat (Fabric Contrast 2) C.O.M. = 1.25 yd • Optional magazine pouch (Fabric Contrast 1) C.O.M. = .5 yd 	ARI115/NC/RFT/LT/WWB	<input type="checkbox"/>		<input type="checkbox"/>	<input type="checkbox"/>	<input type="checkbox"/>	<input type="checkbox"/>	<input type="checkbox"/>	<input type="checkbox"/>	<input type="checkbox"/>	<input type="checkbox"/>	200.00#	\$ 6165	\$ 203	\$ 19	\$ 120
	ARI115/FC/RFT/LT/WWB	<input type="checkbox"/>	<input type="checkbox"/>	<input type="checkbox"/>	<input type="checkbox"/>	<input type="checkbox"/>	<input type="checkbox"/>	<input type="checkbox"/>	<input type="checkbox"/>	<input type="checkbox"/>	<input type="checkbox"/>	<input type="checkbox"/>	200.00#	6270	203	19

A B C D E F G H I J K L

HOW TO ORDER

- Indicate the following information on order form:
1. Quantity of each item.
 2. Model number, including options. See "How To Build a Model Number".
 3. Any special service required.

Note: • The indicates that a choice is required.
 • The absence of the indicates that no choice is required.
 • Alpha-numeric characters in place of indicate that no other alternatives are available.

HOW TO BUILD A MODEL NUMBER

- A**Select basic model.
- B**Select non-contrast or fabric contrast 1. Refer to ki.com/fabrics.
 • For yardage pricing, see Fabric Yardage Pricing page
- C**Select fabric contrast 2. Refer to ki.com/fabrics
 • For yardage pricing, see Fabric Yardage Pricing page
- D**Select Heat and Massage option.
NHM - No heat and massage
WHM - With heat and massage (prohibited in San Francisco, CA); add \$1556
- E**Select USB Power option.
NUSB - No USB power
WUSB - With USB power (prohibited in San Francisco, CA) ; add \$298
 Only available if Heat and Massage option is selected.
- F**Select I.V. pole (facing).
NS - No pole
LRFIV - Left facing rear; add \$440
RRFIV - Right facing rear; add \$440
 If optional magazine pouch is specified, only Left-facing-rear (LRFIV) or No pole (NS) can be specified.
- G**Select catheter bag attachment hook (facing).
NCA - No catheter attachment
LFCA - Left facing front; add \$75
LRCA - Left facing rear; add \$75
RFCA - Right facing front; add \$75
RRCA - Right facing rear; add \$75
 If optional I.V. pole is specified, catheter attachment can not be specified in the same location.
- H**Select magazine pouch.
NMR - No magazine pouch
RFP - Right side pouch (requires add'l fabric; matches arm); add \$280
- I**Select mechanism type.
SM - Standard mechanism

- J**Select arm option.
WAC - Wood armcaps (pair)
PAC - Black poly (pair); add \$252
SAC - Solid surface armcaps; add \$1067
 Solid surface armcap color is always Corian™ glacier white.
- K**Select wood finish color.*
 Pick only if product has wood armcaps. Refer to the **Product Color Options** page in this price list.
 *For Kensington Maple add upcharge.
- L**Select laminate color.
 Refer to the **Product Color Options** page in this price list.
- TM** - Trendelenburg mechanism; add \$474

INFORMATION

- Moisture Barrier**
 Moisture barrier is applied underneath the fabric cover as a means of protecting the foam.
- Kensington Maple Upcharge**
 Kensington Maple requires extended leadtimes. Model Affina 1.5 Recliner \$34
- C.O.M. Requirements**
 C.O.M. yardage requirements listed above are based on plain goods 54" wide. If less than 54" wide or fabrics requiring matching (stripes, plaids, prints, large patterns), additional yardage will be needed. Consult C.O.M. matrix on the Ordering C.O.M. and C.O.L. page for additional yardage needed. For C.O.M. fabric sent to KI-High Point on multiple rolls, add an additional yard of fabric per roll to the yardage requirements.

- C.O.L. Requirements**
 Figure 18 sq. ft. of leather (C.O.L.) for each yard shown (i.e., 4.75 x 18 = 85.5 sq. ft.).
- Minimum Fabric/Leather Quantity**
 Minimum order for fabric is 1 yard. Minimum order for leather is 1 hide (approximately 50 sq. ft.).


FINISH INFORMATION
 ADDITIONAL LAMINATE OFFERING

KI offers laminates beyond those offered in the standard offering. Laminates that are currently available in the program can be viewed in KI product specification tools. Requests to add laminates to the program can be submitted via the product modification request process. Please note, requests to add laminates to the program must include the laminate manufacturers name, color/pattern number, and finish code. Edge options are limited to standard edge colors. If a matching edge is required, this will need to be requested thru the product modification request process and may be subject to additional costs. Due to varying manufacturing processes and quality issues with some laminates, some requests may be denied. Extended lead times and minimum order quantities may apply on orders containing special laminates. Contact the product modification team for questions or additional information regarding special laminates and pricing.

SPECIAL SERVICES

- Special Carton Marking**
 With specially marked information N/C
- Shipping**
 Ships **assembled, FOB High Point, NC 27263, freight prepaid.** Freight class 250.
- Specifications and prices are subject to change without prior notice.



MODEL NUMBER												Approx. Packaged Weight	Delivered Pricing	Moisture Barrier add to list price	Laminate Grade 2 add to list price	Laminate Grade 3 add to list price
Basic Model	Non-Contrast or Fabric Cont 1	Fabric Cont 2	Heat Mass Opt	USB Pwr	I.V. Pole	Cath Att	Mag Pouch	Mech Type	Arm Cap	Wd Fin	Lam. Color					
	ARI115/NC/LFRT/LT/NWB	<input type="checkbox"/>		<input type="checkbox"/>	<input type="checkbox"/>	<input type="checkbox"/>	<input type="checkbox"/>	<input type="checkbox"/>	<input type="checkbox"/>	<input type="checkbox"/>	<input type="checkbox"/>	200.00#	\$ 5823	\$ 203	\$ 19	\$ 120
	ARI115/FC/LFRT/LT/NWB	<input type="checkbox"/>	<input type="checkbox"/>	<input type="checkbox"/>	<input type="checkbox"/>	<input type="checkbox"/>	<input type="checkbox"/>	<input type="checkbox"/>	<input type="checkbox"/>	<input type="checkbox"/>	<input type="checkbox"/>	200.00#	5942	203	19	120
AFRL2	ARI115/NC/LFRT/LT/WWB	<input type="checkbox"/>		<input type="checkbox"/>	<input type="checkbox"/>	<input type="checkbox"/>	<input type="checkbox"/>	<input type="checkbox"/>	<input type="checkbox"/>	<input type="checkbox"/>	<input type="checkbox"/>	200.00#	\$ 6165	\$ 203	\$ 19	\$ 120
	ARI115/FC/LFRT/LT/WWB	<input type="checkbox"/>	<input type="checkbox"/>	<input type="checkbox"/>	<input type="checkbox"/>	<input type="checkbox"/>	<input type="checkbox"/>	<input type="checkbox"/>	<input type="checkbox"/>	<input type="checkbox"/>	<input type="checkbox"/>	200.00#	6270	203	19	120

AFRL2
Recliner w/ Left Facing Laminate Top Articulating Tablet

- Non-contrast C.O.M = 5.5 yd
- 1 = Back, arms and footrest (Fabric Contrast 1) C.O.M. = 4.5 yd
- 2 = Seat (Fabric Contrast 2) C.O.M. = 1.25 yd
- Optional magazine pouch (Fabric Contrast 1) C.O.M. = .5 yd

AFRL2
Recliner w/ Left Facing Laminate Top Articulating Tablet, With Wingback

- Non-contrast C.O.M = 7 yd
- 1 = Back, arms, wings and footrest (Fabric Contrast 1) C.O.M. = 6 yd
- 2 = Seat (Fabric Contrast 2) C.O.M. = 1.25 yd
- Optional magazine pouch (Fabric Contrast 1) C.O.M. = .5 yd

A B C D E F G H I J K L

HOW TO ORDER

- Indicate the following information on order form:
- Quantity of each item.
 - Model number, including options. See "How To Build a Model Number".
 - Any special service required.

Note: • The indicates that a choice is required.
• The absence of the indicates that no choice is required.
• Alpha-numeric characters in place of indicate that no other alternatives are available.

HOW TO BUILD A MODEL NUMBER

- A** Select basic model.
- B** Select non-contrast or fabric contrast 1. Refer to ki.com/fabrics.
• For yardage pricing, see Fabric Yardage Pricing page
- C** Select fabric contrast 2. Refer to ki.com/fabrics.
• For yardage pricing, see Fabric Yardage Pricing page
- D** Select Heat and Massage option.
NHM - No heat and massage
WHM - With heat and massage (prohibited in San Francisco, CA); add \$1556
- E** Select USB Power option.
NUSB - No USB power
WUSB - With USB power (prohibited in San Francisco, CA) ; add \$298
Only available if Heat and Massage option is selected.

- F** Select I.V. pole (facing).
NS - No pole
LRFIV - Left facing rear; add \$440
RFFIV - Right facing front; add \$440
RRFIV - Right facing rear; add \$440
If optional magazine pouch is specified, only Left-facing-rear (LRFIV) or No pole (NS) can be specified.
- G** Select catheter bag attachment hook (facing).
NCA - No catheter attachment
LRCA - Left facing rear; add \$75
RFCA - Right facing front; add \$75
RRCA - Right facing rear; add \$75
If optional I.V. pole is specified, catheter attachment can not be specified in the same location.
- H** Select magazine pouch.
NMR - No magazine pouch
RFP - Right side pouch (requires add'l fabric; matches arm); add \$280

- I** Select mechanism type.
SM - Standard mechanism
TM - Trendelenburg mechanism; add \$474
- J** Select arm option.
WAC - Wood armcaps (pair)
PAC - Black poly (pair); add \$252
SAC - Solid surface armcaps; add \$1067
Solid surface armcap color is always Corian™ glacier white.
- K** Select wood finish color.*
Pick only if product has wood armcaps. Refer to the **Product Color Options** page in this price list.
*For Kensington Maple add upcharge.
- L** Select laminate color.
Refer to the **Product Color Options** page in this price list.

INFORMATION

Moisture Barrier
Moisture barrier is applied underneath the fabric cover as a means of protecting the foam.

Kensington Maple Upcharge
Kensington Maple requires extended leadtimes. Model Affina 1.5 Recliner \$34

C.O.M. Requirements
C.O.M. yardage requirements listed above are based on plain goods 54" wide. If less than 54" wide or fabrics requiring matching (stripes, plaids, prints, large patterns), additional yardage will be needed. Consult C.O.M. matrix on the Ordering C.O.M. and C.O.L. page for additional yardage needed. For C.O.M. fabric sent to KI-High Point on multiple rolls, add an additional yard of fabric per roll to the yardage requirements.

C.O.L. Requirements
Figure 18 sq. ft. of leather (C.O.L.) for each yard shown (i.e., 4.75 x 18 = 85.5 sq. ft.).

Minimum Fabric/Leather Quantity
Minimum order for fabric is 1 yard. Minimum order for leather is 1 hide (approximately 50 sq. ft.).

FINISH INFORMATION

ADDITIONAL LAMINATE OFFERING
KI offers laminates beyond those offered in the standard offering. Laminates that are currently available in the program can be viewed in KI product specification tools. Requests to add laminates to the program can be submitted via the product modification request process. Please note, requests to add laminates to the program must include the laminate manufacturers name, color/pattern number, and finish code. Edge options are limited to standard edge colors. If a matching edge is required, this will need to be requested thru the product modification request process and may be subject to additional costs. Due to varying manufacturing processes and quality issues with some laminates, some requests may be denied. Extended lead times and minimum order quantities may apply on orders containing special laminates. Contact the product modification team for questions or additional information regarding special laminates and pricing.

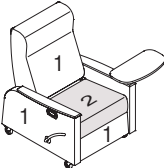
SPECIAL SERVICES

Special Carton Marking
With specially marked information N/C

Shipping
Ships assembled, FOB High Point, NC 27263, freight prepaid. Freight class 250.

Specifications and prices are subject to change without prior notice.



MODEL NUMBER													Approx. Packaged Weight	Delivered Pricing	Moisture Barrier add to list price	Laminate Grade 2 add to list price	Laminate Grade 3 add to list price
Basic Model	Non-Contrast or Fabric Cont 1	Fabric Cont 2	Heat Mass Opt	USB Pwr	I.V. Pole	Cath Att	Mag Pouch	Mech Type	Arm Cap	Wd Fin	Lam. Color						
	ARI115/NC/RFRT/LT/NWB	<input type="checkbox"/>		<input type="checkbox"/>	<input type="checkbox"/>	<input type="checkbox"/>	<input type="checkbox"/>	<input type="checkbox"/>	<input type="checkbox"/>	<input type="checkbox"/>	<input type="checkbox"/>	<input type="checkbox"/>	200.00#	\$ 5823	\$ 203	\$ 19	\$ 120
	ARI115/FC/RFRT/LT/NWB	<input type="checkbox"/>	<input type="checkbox"/>	<input type="checkbox"/>	<input type="checkbox"/>	<input type="checkbox"/>	<input type="checkbox"/>	<input type="checkbox"/>	<input type="checkbox"/>	<input type="checkbox"/>	<input type="checkbox"/>	<input type="checkbox"/>	200.00#	5942	203	19	120
AFRL2																	
Recliner w/ Right Facing Laminate Top Articulating Tablet																	
<ul style="list-style-type: none"> • Non-contrast C.O.M = 5.5 yd • 1 = Back, arms and footrest (Fabric Contrast 1) C.O.M. = 4.5 yd • 2 = Seat (Fabric Contrast 2) C.O.M. = 1.25 yd • Optional magazine pouch (Fabric Contrast 1) C.O.M. = .5 yd 																	
	ARI115/NC/RFRT/LT/WWB	<input type="checkbox"/>		<input type="checkbox"/>	<input type="checkbox"/>	<input type="checkbox"/>	<input type="checkbox"/>	<input type="checkbox"/>	<input type="checkbox"/>	<input type="checkbox"/>	<input type="checkbox"/>	<input type="checkbox"/>	200.00#	\$ 6165	\$ 203	\$ 19	\$ 120
AFRL2	ARI115/FC/RFRT/LT/WWB	<input type="checkbox"/>	<input type="checkbox"/>	<input type="checkbox"/>	<input type="checkbox"/>	<input type="checkbox"/>	<input type="checkbox"/>	<input type="checkbox"/>	<input type="checkbox"/>	<input type="checkbox"/>	<input type="checkbox"/>	<input type="checkbox"/>	200.00#	6270	203	19	120
Recliner w/ Right Facing Laminate Top Articulating Tablet, With Wingback																	
<ul style="list-style-type: none"> • Non-contrast C.O.M = 7 yd • 1 = Back, arms, wings and footrest (Fabric Contrast 1) C.O.M. = 6 yd • 2 = Seat (Fabric Contrast 2) C.O.M. = 1.25 yd • Optional magazine pouch (Fabric Contrast 1) C.O.M. = .5 yd 																	
		A	B	C	D	E	F	G	H	I	J	K	L				

HOW TO ORDER

- Indicate the following information on order form:
- Quantity of each item.
 - Model number, including options. See "How To Build a Model Number".
 - Any special service required.

Note: • The indicates that a choice is required.
 • The absence of the indicates that no choice is required.
 • Alpha-numeric characters in place of indicate that no other alternatives are available.

HOW TO BUILD A MODEL NUMBER

- A** Select basic model.
- B** Select non-contrast or fabric contrast 1. Refer to ki.com/fabrics.
 • For yardage pricing, see Fabric Yardage Pricing page
- C** Select fabric contrast 2. Refer to ki.com/fabrics.
 • For yardage pricing, see Fabric Yardage Pricing page
- D** Select Heat and Massage option.
NHM - No heat and massage
WHM - With heat and massage (prohibited in San Francisco, CA); add \$1556
- E** Select USB Power option.
NUSB - No USB power
WUSB - With USB power (prohibited in San Francisco, CA) ; add \$298
 Only available if Heat and Massage option is selected.

- F** Select I.V. pole (facing).
NS - No pole
LRFIV - Left facing rear; add \$440
RRFIV - Right facing rear; add \$440
 If optional magazine pouch is specified, only Left-facing-rear (LRFIV) or No pole (NS) can be specified.
- G** Select catheter bag attachment hook (facing).
NCA - No catheter attachment
LFCA - Left facing front; add \$75
LRCA - Left facing rear; add \$75
RFCA - Right facing front; add \$75
RRCA - Right facing rear; add \$75
 If optional I.V. pole is specified, catheter attachment can not be specified in the same location.
- H** Select magazine pouch.
NMR - No magazine pouch
RFP - Right side pouch (requires add'l fabric; matches arm); add \$280
- I** Select mechanism type.
SM - Standard mechanism

- J** Select arm option.
WAC - Wood armcaps (pair)
PAC - Black poly (pair); add \$252
SAC - Solid surface armcaps; add \$1067
 Solid surface armcap color is always Corian™ glacier white.
- K** Select wood finish color.*
 Pick only if product has wood armcaps. Refer to the **Product Color Options** page in this price list.
 *For Kensington Maple add upcharge.
- L** Select laminate color.
 Refer to the **Product Color Options** page in this price list.

INFORMATION

- Moisture Barrier**
 Moisture barrier is applied underneath the fabric cover as a means of protecting the foam.
- Kensington Maple Upcharge**
 Kensington Maple requires extended leadtimes. Model Affina 1.5 Recliner \$34
- C.O.M. Requirements**
 C.O.M. yardage requirements listed above are based on plain goods 54" wide. If less than 54" wide or fabrics requiring matching (stripes, plaids, prints, large patterns), additional yardage will be needed. Consult C.O.M. matrix on the Ordering C.O.M. and C.O.L. page for additional yardage needed. For C.O.M. fabric sent to KI-High Point on multiple rolls, add an additional yard of fabric per roll to the yardage requirements.

- C.O.L. Requirements**
 Figure 18 sq. ft. of leather (C.O.L.) for each yard shown (i.e., 4.75 x 18 = 85.5 sq. ft.).
- Minimum Fabric/Leather Quantity**
 Minimum order for fabric is 1 yard. Minimum order for leather is 1 hide (approximately 50 sq. ft.).

FINISH INFORMATION

ADDITIONAL LAMINATE OFFERING
 KI offers laminates beyond those offered in the standard offering. Laminates that are currently available in the program can be viewed in KI product specification tools. Requests to add laminates to the program can be submitted via the product modification request process. Please note, requests to add laminates to the program must include the laminate manufacturers name, color/pattern number, and finish code. Edge options are limited to standard edge colors. If a matching edge is required, this will need to be requested thru the product modification request process and may be subject to additional costs. Due to varying manufacturing processes and quality issues with some laminates, some requests may be denied. Extended lead times and minimum order quantities may apply on orders containing special laminates. Contact the product modification team for questions or additional information regarding special laminates and pricing.

SPECIAL SERVICES

- Special Carton Marking**
 With specially marked information N/C
 - Shipping**
 Ships assembled, FOB High Point, NC 27263, freight prepaid. Freight class 250.
- Specifications and prices are subject to change without prior notice.



Features	MODEL NUMBER													Approx. Packaged Weight	Delivered Pricing	Moisture Barrier add to list price
	Basic Model	Non-Cont or Fabric Cont 1	Fabric Cont 2	Heat/Mass Option	USB Power	I.V. Pole	Cath Attachment	Mag Pouch	Mech Type	Arm Cap	Wood Finish	Ven. Color				
Non-contrast	ARII15/NC/RFT/VT/NWB	<input type="checkbox"/>		<input type="checkbox"/>	<input type="checkbox"/>	<input type="checkbox"/>	<input type="checkbox"/>	<input type="checkbox"/>	<input type="checkbox"/>	<input type="checkbox"/>	<input type="checkbox"/>	<input type="checkbox"/>	<input type="checkbox"/>	200.00#	\$ 5823	\$ 203
Contrast	ARII15/FC/RFT/VT/NWB	<input type="checkbox"/>	<input type="checkbox"/>	<input type="checkbox"/>	<input type="checkbox"/>	<input type="checkbox"/>	<input type="checkbox"/>	<input type="checkbox"/>	<input type="checkbox"/>	<input type="checkbox"/>	<input type="checkbox"/>	<input type="checkbox"/>	<input type="checkbox"/>	200.00#	5942	203
<p>AFRL2</p> <p>Recliner w/ Right Facing Veneer Side Articulating Tablet</p> <ul style="list-style-type: none"> Non-contrast C.O.M = 5.5 yd 1 = Back, arms and footrest (Fabric Contrast 1) C.O.M. = 4.5 yd Optional magazine pouch (Fabric Contrast 1) C.O.M. = .5 yd 																
Non-contrast	ARII15/NC/RFT/VT/WWB			<input type="checkbox"/>	<input type="checkbox"/>		<input type="checkbox"/>	<input type="checkbox"/>	<input type="checkbox"/>	<input type="checkbox"/>	<input type="checkbox"/>	<input type="checkbox"/>	<input type="checkbox"/>	200.00#	\$ 6165	\$ 203
Contrast	ARII15/FC/RFT/VT/WWB	<input type="checkbox"/>	<input type="checkbox"/>	<input type="checkbox"/>	<input type="checkbox"/>		<input type="checkbox"/>	<input type="checkbox"/>	<input type="checkbox"/>	<input type="checkbox"/>	<input type="checkbox"/>	<input type="checkbox"/>	<input type="checkbox"/>	200.00#	6270	203
<p>AFRL2</p> <p>Recliner w/ Right Facing Veneer Side Articulating Tablet, With Wingback</p> <ul style="list-style-type: none"> Non-contrast C.O.M = 7 yd 1 = Back, arms, wings and footrest (Fabric Contrast 1) C.O.M. = 6 yd 2 = Seat (Fabric Contrast 2) C.O.M. = 1.25 yd Optional magazine pouch (Fabric Contrast 1) C.O.M. = .5 yd 																
<p>A B C D E F G H I J K L</p>																

HOW TO ORDER

- Indicate the following information on order form:
- Quantity of each item.
 - Model number, including options. See "How To Build a Model Number".
 - Any special service required.

Note: • The indicates that a choice is required.
 • The absence of the indicates that no choice is required.
 • Alpha-numeric characters in place of indicate that no other alternatives are available.

HOW TO BUILD A MODEL NUMBER

- A** Select basic model.
- B** Select non-contrast or fabric contrast 1. Refer to ki.com/fabrics.
 • For yardage pricing, see Fabric Yardage Pricing page
- C** Select fabric contrast 2. Refer to ki.com/fabrics.
 • For yardage pricing, see Fabric Yardage Pricing page
- D** Select Heat and Massage option.
NHM - No heat and massage
WHM - With heat and massage (prohibited in San Francisco, CA); add \$1556
- E** Select USB Power option.
NUSB - No USB power
WUSB - With USB power (prohibited in San Francisco, CA) ; add \$298
 Only available if Heat and Massage option is selected.

- F** Select I.V. pole (facing).
NS - No pole
LRFIV - Left facing rear; add \$440
RRFIV - Right facing rear; add \$440
 If optional magazine pouch is specified, only Left-facing-rear (LRFIV) or No pole (NS) can be specified.
- G** Select catheter bag attachment hook (facing).
NCA - No catheter attachment
LFCA - Left facing front; add \$75
LRCA - Left facing rear; add \$75
RFCA - Right facing front; add \$75
RRCA - Right facing rear; add \$75
 If optional I.V. pole is specified, catheter attachment can not be specified in the same location.
- H** Select magazine pouch.
NMR - No magazine pouch
RFP - Right side pouch (requires add'l fabric; matches arm); add \$280

- I** Select mechanism type.
SM - Standard mechanism
TM - Trendelenburg mechanism; add \$474
- J** Select arm option.
WAC - Wood armcaps (pair)
PAC - Black poly (pair); add \$252
SAC - Solid surface armcaps; add \$1067
 Solid surface armcap color is always Corian™ glacier white.
- K** Select wood finish color.*
 Pick only if product has wood armcaps. Refer to the **Product Color Options** page in this price list.
 *For Kensington Maple add upcharge.
- L** Select veneer color.
 Refer to the **Product Color Options** page in this price list.

INFORMATION

Moisture Barrier
 Moisture barrier is applied underneath the fabric cover as a means of protecting the foam.

Kensington Maple Upcharge
 Kensington Maple requires extended leadtimes. Model Affina 1.5 Recliner \$34

C.O.M. Requirements
 C.O.M. yardage requirements listed above are based on plain goods 54" wide. If less than 54" wide or fabrics requiring matching (stripes, plaids, prints, large patterns), additional yardage will be needed. Consult C.O.M. matrix on the Ordering C.O.M. and C.O.L. page for additional yardage needed. For C.O.M. fabric sent to KI-High Point on multiple rolls, add an additional yard of fabric per roll to the yardage requirements.

C.O.L. Requirements
 Figure 18 sq. ft. of leather (C.O.L.) for each yard shown (i.e., 4.75 x 18 = 85.5 sq. ft.).

Minimum Fabric/Leather Quantity
 Minimum order for fabric is 1 yard. Minimum order for leather is 1 hide (approximately 50 sq. ft.).


SPECIAL SERVICES

Special Carton Marking
 With specially marked information N/C

Shipping
 Ships assembled, FOB High Point, NC 27263, freight prepaid. Freight class 250.

Specifications and prices are subject to change without prior notice.



Features	MODEL NUMBER												Approx. Packaged Weight	Delivered Pricing	Moisture Barrier add to list price
	Basic Model	Non-Cont or Fabric Cont 1	Fabric Cont 2	Heat/Mass Option	USB Power	I.V. Pole	Cath Attachment	Mag Pouch	Mech Type	Arm Cap	Wood Finish	Ven. Color			
 <p>AFRL2 Recliner w/ Left Facing Veneer Top Articulating Tablet</p> <ul style="list-style-type: none"> • Non-contrast C.O.M = 5.5 yd • 1 = Back, arms and footrest (Fabric Contrast 1) C.O.M. = 4.5 yd • 2 = Seat (Fabric Contrast 2) C.O.M. = 1.25 yd • Optional magazine pouch (Fabric Contrast 1) C.O.M. = .5 yd 	Non-contrast	ARII15/NC/LFRT/VT/NWB	<input type="checkbox"/>	<input type="checkbox"/>	<input type="checkbox"/>	<input type="checkbox"/>	<input type="checkbox"/>	<input type="checkbox"/>	<input type="checkbox"/>	<input type="checkbox"/>	<input type="checkbox"/>	<input type="checkbox"/>	200.00#	\$ 5823	\$ 203
	Contrast	ARII15/FC/LFRT/VT/NWB	<input type="checkbox"/>	<input type="checkbox"/>	<input type="checkbox"/>	<input type="checkbox"/>	<input type="checkbox"/>	<input type="checkbox"/>	<input type="checkbox"/>	<input type="checkbox"/>	<input type="checkbox"/>	<input type="checkbox"/>	<input type="checkbox"/>	200.00#	5942
<p>AFRL2 Recliner w/ Left Facing Veneer Top Articulating Tablet, With Wingback</p> <ul style="list-style-type: none"> • Non-contrast C.O.M = 7 yd • 1 = Back, arms, wings and footrest (Fabric Contrast 1) C.O.M. = 6 yd • 2 = Seat (Fabric Contrast 2) C.O.M. = 1.25 yd • Optional magazine pouch (Fabric Contrast 1) C.O.M. = .5 yd 	Non-contrast	ARII15/NC/LFRT/VT/WWB	<input type="checkbox"/>	<input type="checkbox"/>	<input type="checkbox"/>	<input type="checkbox"/>	<input type="checkbox"/>	<input type="checkbox"/>	<input type="checkbox"/>	<input type="checkbox"/>	<input type="checkbox"/>	<input type="checkbox"/>	200.00#	\$ 6165	\$ 203
	Contrast	ARII15/FC/LFRT/VT/WWB	<input type="checkbox"/>	<input type="checkbox"/>	<input type="checkbox"/>	<input type="checkbox"/>	<input type="checkbox"/>	<input type="checkbox"/>	<input type="checkbox"/>	<input type="checkbox"/>	<input type="checkbox"/>	<input type="checkbox"/>	<input type="checkbox"/>	200.00#	6270

A B C D E F G H I J K L

HOW TO ORDER

- Indicate the following information on order form:
1. Quantity of each item.
 2. Model number, including options. See "How To Build a Model Number".
 3. Any special service required.

Note: • The indicates that a choice is required.
 • The absence of the indicates that no choice is required.
 • Alpha-numeric characters in place of indicate that no other alternatives are available.

HOW TO BUILD A MODEL NUMBER

- A** Select basic model.
- B** Select non-contrast or fabric contrast 1. Refer to ki.com/fabrics.
 • For yardage pricing, see Fabric Yardage Pricing page
- C** Select fabric contrast 2. Refer to ki.com/fabrics.
 • For yardage pricing, see Fabric Yardage Pricing page
- D** Select Heat and Massage option.
NHM - No heat and massage
WHM - With heat and massage (prohibited in San Francisco, CA); add \$1556
- E** Select USB Power option.
NUSB - No USB power
WUSB - With USB power (prohibited in San Francisco, CA) ; add \$298
 Only available if Heat and Massage option is selected.

- F** Select I.V. pole (facing).
NS - No pole
LRFIV - Left facing rear; add \$440
RFFIV - Right facing front; add \$440
RRFIV - Right facing rear; add \$440
 If optional magazine pouch is specified, only Left-facing-rear (LRFIV) or No pole (NS) can be specified.
- G** Select catheter bag attachment hook (facing).
NCA - No catheter attachment
LRCA - Left facing rear; add \$75
RFCA - Right facing front; add \$75
RRCA - Right facing rear; add \$75
 If optional I.V. pole is specified, catheter attachment can not be specified in the same location.
- H** Select magazine pouch.
NMR - No magazine pouch
RFP - Right side pouch (requires add'l fabric; matches arm); add \$280

- I** Select mechanism type.
SM - Standard mechanism
TM - Trendelenburg mechanism; add \$474
- J** Select arm option.
WAC - Wood armcaps (pair)
PAC - Black poly (pair); add \$252
SAC - Solid surface armcaps; add \$1067
 Solid surface armcap color is always Corian™ glacier white.
- K** Select wood finish color.*
 Pick only if product has wood armcaps. Refer to the **Product Color Options** page in this price list.
 *For Kensington Maple add upcharge.
- L** Select veneer color.
 Refer to the **Product Color Options** page in this price list.

INFORMATION

Moisture Barrier
 Moisture barrier is applied underneath the fabric cover as a means of protecting the foam.

Kensington Maple Upcharge
 Kensington Maple requires extended leadtimes. Model Affina 1.5 Recliner \$34

C.O.M. Requirements
 C.O.M. yardage requirements listed above are based on plain goods 54" wide. If less than 54" wide or fabrics requiring matching (stripes, plaids, prints, large patterns), additional yardage will be needed. Consult C.O.M. matrix on the Ordering C.O.M. and C.O.L. page for additional yardage needed. For C.O.M. fabric sent to KI-High Point on multiple rolls, add an additional yard of fabric per roll to the yardage requirements.

C.O.L. Requirements
 Figure 18 sq. ft. of leather (C.O.L.) for each yard shown (i.e., 4.75 x 18 = 85.5 sq. ft.).

Minimum Fabric/Leather Quantity
 Minimum order for fabric is 1 yard. Minimum order for leather is 1 hide (approximately 50 sq. ft.).

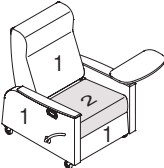
SPECIAL SERVICES

Special Carton Marking
 With specially marked information N/C

Shipping
 Ships assembled, FOB High Point, NC 27263, freight prepaid. Freight class 250.

Specifications and prices are subject to change without prior notice.



Features	MODEL NUMBER												Approx. Packaged Weight	Delivered Pricing	Moisture Barrier add to list price	
	Basic Model	Non-Cont or Fabric Cont 1	Fabric Cont 2	Heat/Mass Option	USB Power	I.V. Pole	Cath Attachment	Mag Pouch	Mech Type	Arm Cap	Wood Finish	Ven. Color				
Non-contrast	ARI115/NC/RFRT/VT/NWB	<input type="checkbox"/>		<input type="checkbox"/>	<input type="checkbox"/>	<input type="checkbox"/>	<input type="checkbox"/>	<input type="checkbox"/>	<input type="checkbox"/>	<input type="checkbox"/>	<input type="checkbox"/>	<input type="checkbox"/>		200.00#	\$ 5823	\$ 203
Contrast	ARI115/FC/RFRT/VT/NWB	<input type="checkbox"/>	<input type="checkbox"/>	<input type="checkbox"/>	<input type="checkbox"/>	<input type="checkbox"/>	<input type="checkbox"/>	<input type="checkbox"/>	<input type="checkbox"/>	<input type="checkbox"/>	<input type="checkbox"/>	<input type="checkbox"/>		200.00#	5942	203
																
AFRL2 Recliner w/ Right Facing Veneer Top Articulating Tablet <ul style="list-style-type: none"> • Non-contrast C.O.M = 5.5 yd • 1 = Back, arms and footrest (Fabric Contrast 1) C.O.M. = 4.5 yd • 2 = Seat (Fabric Contrast 2) C.O.M. = 1.25 yd • Optional magazine pouch (Fabric Contrast 1) C.O.M. = .5 yd 																
Non-contrast	ARI115/NC/RFRT/VT/WWB	<input type="checkbox"/>		<input type="checkbox"/>	<input type="checkbox"/>		<input type="checkbox"/>	<input type="checkbox"/>	<input type="checkbox"/>	<input type="checkbox"/>	<input type="checkbox"/>	<input type="checkbox"/>		200.00#	\$ 6165	\$ 203
Contrast	ARI115/FC/RFRT/VT/WWB	<input type="checkbox"/>	<input type="checkbox"/>	<input type="checkbox"/>	<input type="checkbox"/>		<input type="checkbox"/>	<input type="checkbox"/>	<input type="checkbox"/>	<input type="checkbox"/>	<input type="checkbox"/>	<input type="checkbox"/>		200.00#	6270	203
AFRL2 Recliner w/ Right Facing Veneer Top Articulating Tablet, With Wingback <ul style="list-style-type: none"> • Non-contrast C.O.M = 7 yd • 1 = Back, arms, wings and footrest (Fabric Contrast 1) C.O.M. = 6.5 yd • 2 = Seat (Fabric Contrast 2) C.O.M. = 1.25 yd • Optional magazine pouch (Fabric Contrast 1) C.O.M. = .5 yd 																
A B C D E F G H I J K L																

HOW TO ORDER

- Indicate the following information on order form:
- Quantity of each item.
 - Model number, including options. See "How To Build a Model Number".
 - Any special service required.

Note: • The indicates that a choice is required.
 • The absence of the indicates that no choice is required.
 • Alpha-numeric characters in place of indicate that no other alternatives are available.

HOW TO BUILD A MODEL NUMBER

- A** Select basic model.
- B** Select non-contrast or fabric contrast 1. Refer to ki.com/fabrics.
 • For yardage pricing, see Fabric Yardage Pricing page
- C** Select fabric contrast 2. Refer to ki.com/fabrics.
 • For yardage pricing, see Fabric Yardage Pricing page
- D** Select Heat and Massage option.
NHM - No heat and massage
WHM - With heat and massage (prohibited in San Francisco, CA); add \$1556
- E** Select USB Power option.
NUSB - No USB power
WUSB - With USB power (prohibited in San Francisco, CA) ; add \$298
 Only available if Heat and Massage option is selected.

- F** Select I.V. pole (facing).
NS - No pole
LRFIV - Left facing rear; add \$440
RRFIV - Right facing rear; add \$440
 If optional magazine pouch is specified, only Left-facing-rear (LRFIV) or No pole (NS) can be specified.
- G** Select catheter bag attachment hook (facing).
NCA - No catheter attachment
LFCA - Left facing front; add \$75
LRCA - Left facing rear; add \$75
RFCA - Right facing front; add \$75
RRCA - Right facing rear; add \$75
 If optional I.V. pole is specified, catheter attachment can not be specified in the same location.
- H** Select magazine pouch.
NMR - No magazine pouch
RFP - Right side pouch (requires add'l fabric; matches arm); add \$280

- I** Select mechanism type.
SM - Standard mechanism
TM - Trendelenburg mechanism; add \$474
- J** Select arm option.
WAC - Wood armcaps (pair)
PAC - Black poly (pair); add \$252
SAC - Solid surface armcaps; add \$1067
 Solid surface armcap color is always Corian™ glacier white.
- K** Select wood finish color.*
 Pick only if product has wood armcaps. Refer to the **Product Color Options** page in this price list.
 *For Kensington Maple add upcharge.
- L** Select veneer color.
 Refer to the **Product Color Options** page in this price list.

INFORMATION

Moisture Barrier
 Moisture barrier is applied underneath the fabric cover as a means of protecting the foam.

Kensington Maple Upcharge
 Kensington Maple requires extended leadtimes. Model Affina 1.5 Recliner \$34

C.O.L. Requirements
 Figure 18 sq. ft. of leather (C.O.L.) for each yard shown (i.e., 4.75 x 18 = 85.5 sq. ft.).

Minimum Fabric/Leather Quantity
 Minimum order for fabric is 1 yard. Minimum order for leather is 1 hide (approximately 50 sq. ft.).

C.O.M. Requirements
 C.O.M. yardage requirements listed above are based on plain goods 54" wide. If less than 54" wide or fabrics requiring matching (stripes, plaids, prints, large patterns), additional yardage will be needed. Consult C.O.M. matrix on the Ordering C.O.M. and C.O.L. page for additional yardage needed. For C.O.M. fabric sent to KI-High Point on multiple rolls, add an additional yard of fabric per roll to the yardage requirements.

SPECIAL SERVICES

Special Carton Marking
 With specially marked information N/C

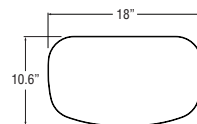
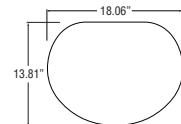
Shipping
 Ships assembled, FOB High Point, NC 27263, freight prepaid. Freight class 250.

Specifications and prices are subject to change without prior notice.

Recliner
(ARII)Bariatric
(ARIIBAR)

General Dimensions		
Seat width	24"	28-1/2"
Seat depth	20"	21-1/2"
Seat height	22"	22"
Arm width	3-1/4"	3-1/4"
Arm height at front of arm (highest point)	27-1/2"	27-1/2"
Overall Dimensions		
Width	33-1/2"	38"
Depth	36-1/2"	36-1/2"
Height	46"	46"

Tablet Arm Options

Top-Mounted Articulating
Revolving TabletSide-Mounted Articulating
Fold-Down TabletRecliner with Wings
(ARII/WWB)Bariatric Recliner with Wings
(ARIIBAR/WWB)

Wood Arm Caps

Wood arm caps are constructed of 5/4 select hardwood kiln dried to a moisture content of 5% to 7%, fastened to hardwood plywood panels. Joinery utilizes three 1/2" x 1" steel compression dowels, screwed into position on the arm cap. Plywood arm panels are 1/2" thick plywood skins, inside and out, glued and stapled using mortise, butt, and lap joints throughout. Craftboard (.09 thick) is stapled over edges and bottom beneath 1/4" thick soft polyurethane foam padding.

Mechanism and Chair Frame

Rectangular steel tube frame ranging from 14 to 10 gauge, is welded, or riveted, at all member connections and fully powder coated to seal frame. Steel frame arm and footrest mounting plates are 14 gauge thickness. Frame is bolted to wood arms at 12 locations using 1/4"-20 machine bolts. Back frame is constructed of 1" laminated plywood with solid wood cross rails. Dowel and lap joints are utilized. Seat frame is 5/4 solid maple wood. Mechanism is all steel ranging in gauge from 14-11 gauge.

Recliner Back and Seat

Back is 1" hardwood plywood (7 ply) utilizing dowel and lap joints. Six 3" woven web straps are stretched and interwoven across the seat and stapled. Seat board mounts to steel seat frame using two 1/4"-20 machine bolts. Propex woven polypropylene fabric covers the back surface openings. A layer of 1/4" thick soft polyurethane foam padding covers all non-cushioned surfaces.

Polyurethane Foam Cushions

Seat cushion is composed of 2.5 lb. 35 density high resilient polyurethane foam measuring 4" in thickness. A 1" thick slab of 1.5 lb. 14 density foam is laminated to the top and front edge. Back cushion is composed of 2.5 lb. 35 density high resilient polyurethane foam measuring 2" in thickness. A 1" thick slab of 1.5 lb. 14 density foam is laminated to the foam surface.

Upholstery Covers

Traditional upholstery methods are used throughout.

Central Locking Caster System

5" sealed, locking casters are activated using a foot lever, and are controlled by a series of steel and cast aluminum linkages inside the chair.

Optional Heat & Massage

Heat & Massage units are installed into the backrest and the seat of the unit. Control functions are performed at a built-in control unit in the right-facing arm. Three temperature levels are available for the heat option: low (37C/99F), medium (38C/101F), and high (39C/102F), with an automatic shut-off after four hours of operation. The vibrating massage modules are built into the backrest of the unit, with the controller managing four modes of operation: low location low vibration, low location high vibration, high location low vibration, and high location high vibration, also with an automatic shut-off after 15 minutes of operation. The entire assembly meets TUV Rheinland and IEC 60601-1 ratings. The power cord is a 14 AWG, 15-Amp NEMA rated three conducted SJT, with a three-prong grounded plug. The 3-prong plug is oriented straight off the power cord. A 72" length of exposed power cord extends from the back of the unit and is strain relief mounted to the rear of the unit. Use of this product is not intended to offer any medical benefits, but rather supports relaxation, comfort, and convenience to the user.

Optional USB Charger (requires Heat & Massage selection)

The USB power module houses one 5V DC USB (type 2.0 and type 3.0 compatible) charging plug-in receptacle with 1-AMP DC total power (no data). The module is installed in the front of the right-side facing arm.

UPHOLSTERY INFORMATION

C.O.M. Fabric

For C.O.M. fabric sent to KI-High Point on multiple rolls, add an additional yard of fabric per roll to the yardage requirement. Multiple rolls have shorter pieces of fabric on them and do not allow nesting and stacking of the fabric to achieve the best yield as is done with one large roll. This results in yardage shortages and requests for additional fabric from the client, which can hold up the order. For each roll that is sent, one yard needs to be added and needs to be added to one of the rolls, not separately.

Fabric Disclaimer

Fabric will be applied as swatched by the fabric manufacturer. Fabric that is required to be applied differently than is swatched will need a Product Modification Request written specifying the direction the fabric is to be applied.

FINISH INFORMATION

Color Match

KI offers the additional option of color matching paint, polypropylene, or wood stain through Product Modification Requests. Contact Customer Service for details.

INFORMATION

Warranty

Refer to KI Terms & Conditions document or visit ki.com

Chair Testing and Loading

The Affina II Recliners have passed all standard ANSI BIFMA tests for seating products, and in addition, the chairs also passed BIFMA X5.41 Large Occupant Public & Lounge Seating Standard (see document KI-CRT-000075) which allows the chairs to safely accommodate weights of up to 600 pounds.

Field Replaceable Seat, Back, Ottoman and Armcaps

Replacement seats include new foam and upholstery and are Velcro Fastened to the seat. Backs are attached to the frame mechanism with a metal-to-metal bracket connection that allows for easy replacement. Removing two screws at the bracket connection will allow lifting the entire back off the mechanism. Replacement backs come with complete wood frame, foam and upholstery. Footrest Ottoman replacements are fully upholstered and bolt on to the frame. Armcaps are attached to the arms using compression dowels for easy replacement. For full arm replacement, contact a factory representative.

DIMENSIONS

Overall: 33 1/2"W x 36 1/2"D x 46"H

Seat: 24"W x 20"D x 22"H (from floor) and 18 1/2"H (from footrest)

Arm: 3 1/4"W x 27 1/2"H (at front of arm – highest point)

Arm cap: 4"W at mid arm



Features	MODEL NUMBER											Approx. Packaged Weight	Delivered Pricing	Moisture Barrier add to list price	
	Basic Model	Non-Cont or Fabric Cont 1	Fabric Cont 2	Heat/Mass Option	USB Power	I.V. Pole	Cath Attachment	Magazine Pouch	Mech Type	Arm Cap	Wood Finish				
Non-Contrast	ARI/NC/NAT/NWB	<input type="checkbox"/>		<input type="checkbox"/>	<input type="checkbox"/>	<input type="checkbox"/>	<input type="checkbox"/>	<input type="checkbox"/>	<input type="checkbox"/>	<input type="checkbox"/>	<input type="checkbox"/>		200.00#	\$ 6590	\$ 203
Contrast	ARI/FC/NAT/NWB	<input type="checkbox"/>	<input type="checkbox"/>	<input type="checkbox"/>	<input type="checkbox"/>	<input type="checkbox"/>	<input type="checkbox"/>	<input type="checkbox"/>	<input type="checkbox"/>	<input type="checkbox"/>	<input type="checkbox"/>		200.00#	6708	203
AFRL2 Recliner (Closed Arm) <ul style="list-style-type: none"> • Non-contrast C.O.M = 5.5 yd • 1 = Back, arms and footrest (Fabric Contrast 1) C.O.M. = 4.5 yd • 2 = Seat (Fabric Contrast 2) C.O.M. = 1.25 yd • Optional magazine pouch (Fabric Contrast 1) C.O.M. = .5 yd 															
Non-Contrast	ARI/NC/NAT/WWB	<input type="checkbox"/>		<input type="checkbox"/>	<input type="checkbox"/>		<input type="checkbox"/>	<input type="checkbox"/>	<input type="checkbox"/>	<input type="checkbox"/>	<input type="checkbox"/>		200.00#	\$ 6935	\$ 203
Contrast	ARI/FC/NAT/WWB	<input type="checkbox"/>	<input type="checkbox"/>	<input type="checkbox"/>	<input type="checkbox"/>		<input type="checkbox"/>	<input type="checkbox"/>	<input type="checkbox"/>	<input type="checkbox"/>	<input type="checkbox"/>		200.00#	7030	203
AFRL2 Recliner, With Wingback (Closed Arm) <ul style="list-style-type: none"> • Non-contrast C.O.M = 7 yd • 1 = Back, arms, wings and footrest (Fabric Contrast 1) C.O.M. = 6 yd • 2 = Seat (Fabric Contrast 2) C.O.M. = 1.25 yd • Optional magazine pouch (Fabric Contrast 1) C.O.M. = .5 yd 															
A B C D E F G H I J K															

HOW TO ORDER

- Indicate the following information on order form:
- Quantity of each item.
 - Model number, including options. See "How To Build a Model Number".
 - Any special service required.

Note: • The indicates that a choice is required.
 • The absence of the indicates that no choice is required.
 • Alpha-numeric characters in place of indicate that no other alternatives are available.

HOW TO BUILD A MODEL NUMBER

- A** Select basic model.
- B** Select non-contrast or fabric contrast 1. Refer to ki.com/fabrics.
 • For yardage pricing, see Fabric Yardage Pricing page
- C** Select fabric contrast 2. Refer to ki.com/fabrics.
 • For yardage pricing, see Fabric Yardage Pricing page
- D** Select Heat and Massage option.
NHM - No heat and massage
WHM - With heat and massage (prohibited in San Francisco, CA); add \$1556
- E** Select USB Power option.
NUSB - No USB power
WUSB - With USB power (prohibited in San Francisco, CA) ; add \$298
 Only available if Heat and Massage option is selected.

- F** Select I.V. pole (facing).
NS - No pole
LRFIV - Left facing rear; add \$440
RFFIV - Right facing front; add \$440
RRFIV - Right facing rear; add \$440
 If optional magazine pouch is specified, only Left-facing-rear (LRFIV) or No pole (NS) can be specified.
- G** Select catheter bag attachment hook (facing).
NCA - No catheter attachment
LRCA - Left facing rear; add \$75
RFCA - Right facing front; add \$75
RRCA - Right facing rear; add \$75
 If optional I.V. pole is specified, catheter attachment can not be specified in the same location.
- H** Select magazine pouch.
NMR - No magazine pouch
RFP - Right side pouch (requires add'l fabric; matches arm); add \$280

- I** Select mechanism type.
SM - Standard mechanism
TM - Trendelenburg mechanism; add \$474
- J** Select arm option.
WAC - Wood armcaps (pair)
PAC - Black poly (pair); add \$252
SAC - Solid surface armcaps; add \$1067
 Solid surface armcap color is always Corian™ glacier white.
- K** Select wood finish color.*
 Pick only if product has wood armcaps. Refer to the **Product Color Options** page in this price list.
 *For Kensington Maple add upcharge.

INFORMATION

Moisture Barrier
 Moisture barrier is applied underneath the fabric cover as a means of protecting the foam.

Kensington Maple Upcharge
 Kensington Maple requires extended leadtimes.
 Model Affina II Recliner \$34

C.O.M. Requirements
 C.O.M. yardage requirements listed above are based on plain goods 54" wide. If less than 54" wide or fabrics requiring matching (stripes, plaids, prints, large patterns), additional yardage will be needed. Consult C.O.M. matrix on the Ordering C.O.M. and C.O.L. page for additional yardage needed. For C.O.M. fabric sent to KI-High Point on multiple rolls, add an additional yard of fabric per roll to the yardage requirements.

C.O.L. Requirements
 Figure 18 sq. ft. of leather (C.O.L.) for each yard shown (i.e., 4.75 x 18 = 85.5 sq. ft.).

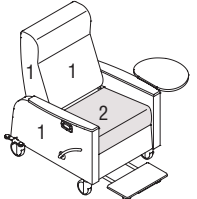
Minimum Fabric/Leather Quantity
 Minimum order for fabric is 1 yard. Minimum order for leather is 1 hide (approximately 50 sq. ft.).

SPECIAL SERVICES

Special Carton Marking
 With specially marked information N/C

Shipping
 Ships assembled, FOB High Point, NC 27263, freight prepaid. Freight class 250.

Specifications and prices are subject to change without prior notice.

MODEL NUMBER													Approx. Packaged Weight	Delivered Pricing	Moisture Barrier add to list price	Laminate Grade 2 add to list price	Laminate Grade 3 add to list price
Basic Model	Non-Contrast or Fabric Cont 1	Fabric Cont 2	Heat/Mass Option	USB Power	I.V. Pole	Cath Attachment	Mag Pouch	Mech Type	Arm Cap	Wood Finish	Lam. Color						
ARI/NC/RFT/LT/NWB	<input type="checkbox"/>		<input type="checkbox"/>	<input type="checkbox"/>	<input type="checkbox"/>	<input type="checkbox"/>	<input type="checkbox"/>	<input type="checkbox"/>	<input type="checkbox"/>	<input type="checkbox"/>	<input type="checkbox"/>	<input type="checkbox"/>	200.00#	\$ 7115	\$ 203	\$ 19	\$ 120
ARI/FC/RFT/LT/NWB	<input type="checkbox"/>	<input type="checkbox"/>	<input type="checkbox"/>	<input type="checkbox"/>	<input type="checkbox"/>	<input type="checkbox"/>	<input type="checkbox"/>	<input type="checkbox"/>	<input type="checkbox"/>	<input type="checkbox"/>	<input type="checkbox"/>	<input type="checkbox"/>	200.00#	7231	203	19	120
																	
AFRL2 Recliner w/ Right Facing Laminate Side Articulating Tablet <ul style="list-style-type: none"> • Non-contrast C.O.M = 6.5 yd • 1 = Back, arms and footrest (Fabric Contrast 1) C.O.M. = 4.5 yd • 2 = Seat (Fabric Contrast 2) C.O.M. = 1.25 yd • Optional magazine pouch (Fabric Contrast 1) C.O.M. = .5 yd 																	
ARI/NC/RFT/LT/WWB	<input type="checkbox"/>		<input type="checkbox"/>	<input type="checkbox"/>		<input type="checkbox"/>	<input type="checkbox"/>	<input type="checkbox"/>	<input type="checkbox"/>	<input type="checkbox"/>	<input type="checkbox"/>	<input type="checkbox"/>	200.00#	\$ 7430	\$ 203	\$ 19	\$ 120
ARI/FC/RFT/LT/WWB	<input type="checkbox"/>	<input type="checkbox"/>	<input type="checkbox"/>	<input type="checkbox"/>		<input type="checkbox"/>	<input type="checkbox"/>	<input type="checkbox"/>	<input type="checkbox"/>	<input type="checkbox"/>	<input type="checkbox"/>	<input type="checkbox"/>	200.00#	7525	203	19	120
AFRL2 Recliner w/ Right Facing Laminate Side Articulating Tablet, With Wingback <ul style="list-style-type: none"> • Non-contrast C.O.M = 8 yd • 1 = Back, arms, wings and footrest (Fabric Contrast 1) C.O.M. = 6 yd • 2 = Seat (Fabric Contrast 2) C.O.M. = 1.25 yd • Optional magazine pouch (Fabric Contrast 1) C.O.M. = .5 yd 																	
A B C D E F G H I J K L																	

HOW TO ORDER

- Indicate the following information on order form:
- Quantity of each item.
 - Model number, including options. See "How To Build a Model Number".
 - Any special service required.

- Note:
- The indicates that a choice is required.
 - The absence of the indicates that no choice is required.
 - Alpha-numeric characters in place of indicate that no other alternatives are available.

HOW TO BUILD A MODEL NUMBER

- A** Select basic model.
- B** Select non-contrast or fabric contrast 1. Refer to ki.com/fabrics.
 • For yardage pricing, see Fabric Yardage Pricing page
- C** Select fabric contrast 2. Refer to ki.com/fabrics.
 • For yardage pricing, see Fabric Yardage Pricing page
- D** Select Heat and Massage option.
NHM - No heat and massage
WHM - With heat and massage (prohibited in San Francisco, CA); add \$1556
- E** Select USB Power option.
NUSB - No USB power
WUSB - With USB power (prohibited in San Francisco, CA); add \$298
 Only available if Heat and Massage option is selected.

- F** Select I.V. pole (facing).
NS - No pole
LRFIV - Left facing rear; add \$440
RRFIV - Right facing rear; add \$440
 If optional magazine pouch is specified, only Left-facing-rear (LRFIV) or No pole (NS) can be specified.
- G** Select catheter bag attachment hook (facing).
NCA - No catheter attachment
LFCA - Left facing front; add \$75
LRCA - Left facing rear; add \$75
RFCA - Right facing front; add \$75
RRCA - Right facing rear; add \$75
 If optional I.V. pole is specified, catheter attachment can not be specified in the same location.
- H** Select magazine pouch.
NMR - No magazine pouch
RFP - Right side pouch (requires add'l fabric; matches arm); add \$280

- I** Select mechanism type.
SM - Standard mechanism
TM - Trendelenburg mechanism; add \$474
- J** Select arm option.
WAC - Wood armcaps (pair)
PAC - Black poly (pair); add \$252
SAC - Solid surface armcaps; add \$1067
 Solid surface armcap color is always Corian™ glacier white.
- K** Select wood finish color.*
 Pick only if product has wood armcaps. Refer to the **Product Color Options** page in this price list.
 *For Kensington Maple add upcharge.
- L** Select laminate color.
 Refer to the **Product Color Options** page in this price list.

INFORMATION**Moisture Barrier**

Moisture barrier is applied underneath the fabric cover as a means of protecting the foam.

Kensington Maple Upcharge

Kensington Maple requires extended leadtimes.
 Model
 Affina II Recliner \$34

C.O.M. Requirements

C.O.M. yardage requirements listed above are based on plain goods 54" wide. If less than 54" wide or fabrics requiring matching (stripes, plaids, prints, large patterns), additional yardage will be needed. Consult C.O.M. matrix on the Ordering C.O.M. and C.O.L. page for additional yardage needed. For C.O.M. fabric sent to KI-High Point on multiple rolls, add an additional yard of fabric per roll to the yardage requirements.

C.O.L. Requirements

Figure 18 sq. ft. of leather (C.O.L.) for each yard shown (i.e., 4.75 x 18 = 85.5 sq. ft.).

Minimum Fabric/Leather Quantity

Minimum order for fabric is 1 yard. Minimum order for leather is 1 hide (approximately 50 sq. ft.).

FINISH INFORMATION**ADDITIONAL LAMINATE OFFERING**

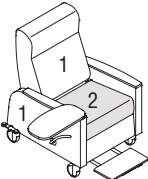
KI offers laminates beyond those offered in the standard offering. Laminates that are currently available in the program can be viewed in KI product specification tools. Requests to add laminates to the program can be submitted via the product modification request process. Please note, requests to add laminates to the program must include the laminate manufacturers name, color/pattern number, and finish code. Edge options are limited to standard edge colors. If a matching edge is required, this will need to be requested thru the product modification request process and may be subject to additional costs. Due to varying manufacturing processes and quality issues with some laminates, some requests may be denied. Extended lead times and minimum order quantities may apply on orders containing special laminates. Contact the product modification team for questions or additional information regarding special laminates and pricing.

SPECIAL SERVICES**Special Carton Marking**

With specially marked information N/C

Shipping
 Ships **assembled, FOB High Point, NC 27263, freight prepaid.** Freight class 250.

Specifications and prices are subject to change without prior notice.

MODEL NUMBER													Approx. Packaged Weight	Delivered Pricing	Moisture Barrier add to list price	Laminate Grade 2 add to list price	Laminate Grade 3 add to list price
Basic Model	Non-Contrast or Fabric Cont 1	Fabric Cont 2	Heat/Mass Option	USB Power	I.V. Pole	Cath Attachment	Mag Pouch	Mech Type	Arm Cap	Wood Finish	Lam. Color						
	ARI/NC/LFRT/LT/NWB	<input type="checkbox"/>		<input type="checkbox"/>	<input type="checkbox"/>	<input type="checkbox"/>	<input type="checkbox"/>	<input type="checkbox"/>	<input type="checkbox"/>	<input type="checkbox"/>	<input type="checkbox"/>	<input type="checkbox"/>	200.00#	\$ 7115	\$ 203	\$ 19	\$ 120
	ARI/FC/LFRT/LT/NWB	<input type="checkbox"/>	<input type="checkbox"/>	<input type="checkbox"/>	<input type="checkbox"/>	<input type="checkbox"/>	<input type="checkbox"/>	<input type="checkbox"/>	<input type="checkbox"/>	<input type="checkbox"/>	<input type="checkbox"/>	<input type="checkbox"/>	200.00#	7231	203	19	120
																	
AFRL2 Recliner w/ Left Facing Laminate Top Articulating Tablet <ul style="list-style-type: none"> • Non-contrast C.O.M = 6.5 yd • 1 = Back, arms and footrest (Fabric Contrast 1) C.O.M. = 4.5 yd • 2 = Seat (Fabric Contrast 2) C.O.M. = 1.25 yd • Optional magazine pouch (Fabric Contrast 1) C.O.M. = .5 yd 																	
	ARI/NC/LFRT/LT/WWB	<input type="checkbox"/>		<input type="checkbox"/>	<input type="checkbox"/>	<input type="checkbox"/>	<input type="checkbox"/>	<input type="checkbox"/>	<input type="checkbox"/>	<input type="checkbox"/>	<input type="checkbox"/>	<input type="checkbox"/>	200.00#	\$ 7430	\$ 203	\$ 19	\$ 120
	ARI/FC/LFRT/LT/WWB	<input type="checkbox"/>	<input type="checkbox"/>	<input type="checkbox"/>	<input type="checkbox"/>	<input type="checkbox"/>	<input type="checkbox"/>	<input type="checkbox"/>	<input type="checkbox"/>	<input type="checkbox"/>	<input type="checkbox"/>	<input type="checkbox"/>	200.00#	7525	203	19	120
AFRL2 Recliner w/ Left Facing Laminate Top Articulating Tablet, With Wingback <ul style="list-style-type: none"> • Non-contrast C.O.M = 8 yd • 1 = Back, arms, wings and footrest (Fabric Contrast 1) C.O.M. = 6 yd • 2 = Seat (Fabric Contrast 2) C.O.M. = 1.25 yd • Optional magazine pouch (Fabric Contrast 1) C.O.M. = .5 yd 																	
		A	B	C	D	E	F	G	H	I	J	K	L				

HOW TO ORDER

- Indicate the following information on order form:
- Quantity of each item.
 - Model number, including options. See "How To Build a Model Number".
 - Any special service required.

- Note:
- The indicates that a choice is required.
 - The absence of the indicates that no choice is required.
 - Alpha-numeric characters in place of indicate that no other alternatives are available.

HOW TO BUILD A MODEL NUMBER

- A** Select basic model.
- B** Select non-contrast or fabric contrast 1. Refer to ki.com/fabrics.
• For yardage pricing, see Fabric Yardage Pricing page
- C** Select fabric contrast 2. Refer to ki.com/fabrics.
• For yardage pricing, see Fabric Yardage Pricing page
- D** Select Heat and Massage option.
NHM - No heat and massage
WHM - With heat and massage (prohibited in San Francisco, CA); add \$1556
- E** Select USB Power option.
NUSB - No USB power
WUSB - With USB power (prohibited in San Francisco, CA); add \$298
Only available if Heat and Massage option is selected.

- F** Select I.V. pole (facing).
NS - No pole
LRFIV - Left facing rear; add \$440
RFFIV - Right facing front; add \$440
RRFIV - Right facing rear; add \$440
If optional magazine pouch is specified, only Left-facing-rear (LRFIV) or No pole (NS) can be specified.
- G** Select catheter bag attachment hook (facing).
NCA - No catheter attachment
LFCFA - Left facing front; add \$75
LRCA - Left facing rear; add \$75
RFCA - Right facing front; add \$75
RRCA - Right facing rear; add \$75
If optional I.V. pole is specified, catheter attachment can not be specified in the same location.
- H** Select magazine pouch.
NMR - No magazine pouch
RFP - Right side pouch (requires add'l fabric; matches arm); add \$280

- I** Select mechanism type.
SM - Standard mechanism
TM - Trendelenburg mechanism; add \$474

- J** Select arm option.
WAC - Wood armcaps (pair)
PAC - Black poly (pair); add \$252
SAC - Solid surface armcaps; add \$1067
Solid surface armcap color is always Corian™ glacier white.

- K** Select wood finish color.*
Pick only if product has wood armcaps. Refer to the **Product Color Options** page in this price list.
*For Kensington Maple add upcharge.

- L** Select laminate color.
Refer to the **Product Color Options** page in this price list.

INFORMATION**Moisture Barrier**

Moisture barrier is applied underneath the fabric cover as a means of protecting the foam.

Kensington Maple Upcharge

Kensington Maple requires extended leadtimes.
Model
Affina II Recliner \$34

C.O.M. Requirements

C.O.M. yardage requirements listed above are based on plain goods 54" wide. If less than 54" wide or fabrics requiring matching (stripes, plaids, prints, large patterns), additional yardage will be needed. Consult C.O.M. matrix on the Ordering C.O.M. and C.O.L. page for additional yardage needed. For C.O.M. fabric sent to KI-High Point on multiple rolls, add an additional yard of fabric per roll to the yardage requirements.

C.O.L. Requirements

Figure 18 sq. ft. of leather (C.O.L.) for each yard shown (i.e., 4.75 x 18 = 85.5 sq. ft.).

Minimum Fabric/Leather Quantity

Minimum order for fabric is 1 yard. Minimum order for leather is 1 hide (approximately 50 sq. ft.).

FINISH INFORMATION**ADDITIONAL LAMINATE OFFERING**

KI offers laminates beyond those offered in the standard offering. Laminates that are currently available in the program can be viewed in KI product specification tools. Requests to add laminates to the program can be submitted via the product modification request process. Please note, requests to add laminates to the program must include the laminate manufacturers name, color/pattern number, and finish code. Edge options are limited to standard edge colors. If a matching edge is required, this will need to be requested thru the product modification request process and may be subject to additional costs. Due to varying manufacturing processes and quality issues with some laminates, some requests may be denied. Extended lead times and minimum order quantities may apply on orders containing special laminates. Contact the product modification team for questions or additional information regarding special laminates and pricing.

SPECIAL SERVICES**Special Carton Marking**

With specially marked information N/C

Shipping

Ships **assembled, FOB High Point, NC 27263, freight prepaid.** Freight class 250.

Specifications and prices are subject to change without prior notice.



MODEL NUMBER													Approx. Packaged Weight	Delivered Pricing	Moisture Barrier add to list price	Laminate Grade 2 add to list price	Laminate Grade 3 add to list price
Basic Model	Non-Contrast or Fabric Cont 1	Fabric Cont 2	Heat/Mass Option	USB Power	I.V. Pole	Cath Attachment	Mag Pouch	Mech Type	Arm Cap	Wood Finish	Lam. Color						
 AFRL2 Recliner w/ Right Facing Laminate Top Articulating Tablet <ul style="list-style-type: none"> • Non-contrast C.O.M = 6.5 yd • 1 = Back, arms and footrest (Fabric Contrast 1) C.O.M. = 4.5 yd • 2 = Seat (Fabric Contrast 2) C.O.M. = 1.25 yd • Optional magazine pouch (Fabric Contrast 1) C.O.M. = .5 yd 	ARI/NC/RFRT/LT/NWB	<input type="checkbox"/>		<input type="checkbox"/>	<input type="checkbox"/>	<input type="checkbox"/>	<input type="checkbox"/>	<input type="checkbox"/>	<input type="checkbox"/>	<input type="checkbox"/>	<input type="checkbox"/>	200.00#	\$ 7115	\$ 203	\$ 19	\$ 120	
	ARI/FC/RFRT/LT/NWB	<input type="checkbox"/>	<input type="checkbox"/>	<input type="checkbox"/>	<input type="checkbox"/>	<input type="checkbox"/>	<input type="checkbox"/>	<input type="checkbox"/>	<input type="checkbox"/>	<input type="checkbox"/>	<input type="checkbox"/>	<input type="checkbox"/>	200.00#	7231	203	19	120
AFRL2 Recliner w/ Right Facing Laminate Top Articulating Tablet, With Wingback <ul style="list-style-type: none"> • Non-contrast C.O.M = 8 yd • 1 = Back, arms, wings and footrest (Fabric Contrast 1) C.O.M. = 6 yd • 2 = Seat (Fabric Contrast 2) C.O.M. = 1.25 yd • Optional magazine pouch (Fabric Contrast 1) C.O.M. = .5 yd 	ARI/NC/RFRT/LT/WWB	<input type="checkbox"/>		<input type="checkbox"/>	<input type="checkbox"/>	<input type="checkbox"/>	<input type="checkbox"/>	<input type="checkbox"/>	<input type="checkbox"/>	<input type="checkbox"/>	<input type="checkbox"/>	200.00#	\$ 7430	\$ 203	\$ 19	\$ 120	
	ARI/FC/RFRT/LT/WWB	<input type="checkbox"/>	<input type="checkbox"/>	<input type="checkbox"/>	<input type="checkbox"/>	<input type="checkbox"/>	<input type="checkbox"/>	<input type="checkbox"/>	<input type="checkbox"/>	<input type="checkbox"/>	<input type="checkbox"/>	<input type="checkbox"/>	200.00#	7525	203	19	120

HOW TO ORDER

- Indicate the following information on order form:
- Quantity of each item.
 - Model number, including options. See "How To Build a Model Number".
 - Any special service required.

Note: • The indicates that a choice is required.
 • The absence of the indicates that no choice is required.
 • Alpha-numeric characters in place of indicate that no other alternatives are available.

HOW TO BUILD A MODEL NUMBER

- A** Select basic model.
- B** Select non-contrast or fabric contrast 1. Refer to ki.com/fabrics.
 • For yardage pricing, see Fabric Yardage Pricing page
- C** Select fabric contrast 2. Refer to ki.com/fabrics.
 • For yardage pricing, see Fabric Yardage Pricing page
- D** Select Heat and Massage option.
NHM - No heat and massage
WHM - With heat and massage (prohibited in San Francisco, CA); add \$1556
- E** Select USB Power option.
NUSB - No USB power
WUSB - With USB power (prohibited in San Francisco, CA); add \$298
 Only available if Heat and Massage option is selected.

- F** Select I.V. pole (facing).
NS - No pole
LRFIV - Left facing rear; add \$440
RRFIV - Right facing rear; add \$440
 If optional magazine pouch is specified, only Left-facing-rear (LRFIV) or No pole (NS) can be specified.
- G** Select catheter bag attachment hook (facing).
NCA - No catheter attachment
LFCA - Left facing front; add \$75
LRCA - Left facing rear; add \$75
RFCA - Right facing front; add \$75
RRCA - Right facing rear; add \$75
 If optional I.V. pole is specified, catheter attachment can not be specified in the same location.
- H** Select magazine pouch.
NMR - No magazine pouch
RFP - Right side pouch (requires add'l fabric; matches arm); add \$280

- I** Select mechanism type.
SM - Standard mechanism
TM - Trendelenburg mechanism; add \$474
- J** Select arm option.
WAC - Wood armcaps (pair)
PAC - Black poly (pair); add \$252
SAC - Solid surface armcaps; add \$1067
 Solid surface armcap color is always Corian™ glacier white.
- K** Select wood finish color.*
 Pick only if product has wood armcaps. Refer to the **Product Color Options** page in this price list.
 *For Kensington Maple add upcharge.
- L** Select laminate color.
 Refer to the **Product Color Options** page in this price list.

INFORMATION

Moisture Barrier

Moisture barrier is applied underneath the fabric cover as a means of protecting the foam.

Kensington Maple Upcharge

Kensington Maple requires extended leadtimes.
 Model
 Affina II Recliner \$34

C.O.M. Requirements

C.O.M. yardage requirements listed above are based on plain goods 54" wide. If less than 54" wide or fabrics requiring matching (stripes, plaids, prints, large patterns), additional yardage will be needed. Consult C.O.M. matrix on the Ordering C.O.M. and C.O.L. page for additional yardage needed. For C.O.M. fabric sent to KI-High Point on multiple rolls, add an additional yard of fabric per roll to the yardage requirements.

C.O.L. Requirements

Figure 18 sq. ft. of leather (C.O.L.) for each yard shown (i.e., 4.75 x 18 = 85.5 sq. ft.).

Minimum Fabric/Leather Quantity

Minimum order for fabric is 1 yard. Minimum order for leather is 1 hide (approximately 50 sq. ft.).

FINISH INFORMATION

ADDITIONAL LAMINATE OFFERING

KI offers laminates beyond those offered in the standard offering. Laminates that are currently available in the program can be viewed in KI product specification tools. Requests to add laminates to the program can be submitted via the product modification request process. Please note, requests to add laminates to the program must include the laminate manufacturers name, color/pattern number, and finish code. Edge options are limited to standard edge colors. If a matching edge is required, this will need to be requested thru the product modification request process and may be subject to additional costs. Due to varying manufacturing processes and quality issues with some laminates, some requests may be denied. Extended lead times and minimum order quantities may apply on orders containing special laminates. Contact the product modification team for questions or additional information regarding special laminates and pricing.

SPECIAL SERVICES

Special Carton Marking

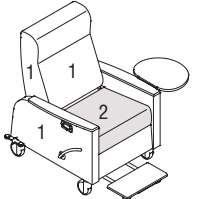
With specially marked information N/C

Shipping

Ships **assembled, FOB High Point, NC 27263, freight prepaid.** Freight class 250.

Specifications and prices are subject to change without prior notice.



Features	MODEL NUMBER												Approx. Packaged Weight	Delivered Pricing	Moisture Barrier add to list price	
	Basic Model	Non-Cont or Fabric Cont 1	Fabric Cont 2	Heat/Mass Option	USB Power	I.V. Pole	Cath Attachment	Mag Pouch	Mech Type	Arm Cap	Wood Finish	Veneer Color				
Non-Contrast	ARI/NC/RFT/VT/NWB	<input type="checkbox"/>		<input type="checkbox"/>	<input type="checkbox"/>	<input type="checkbox"/>	<input type="checkbox"/>	<input type="checkbox"/>	<input type="checkbox"/>	<input type="checkbox"/>	<input type="checkbox"/>	<input type="checkbox"/>		200.00#	\$ 7115	\$ 203
Contrast	ARI/FC/RFT/VT/NWB	<input type="checkbox"/>	<input type="checkbox"/>	<input type="checkbox"/>	<input type="checkbox"/>	<input type="checkbox"/>	<input type="checkbox"/>	<input type="checkbox"/>	<input type="checkbox"/>	<input type="checkbox"/>	<input type="checkbox"/>	<input type="checkbox"/>		200.00#	7231	203
 <p>AFRL2 Recliner w/ Right Facing Veneer Side Articulating Tablet</p> <ul style="list-style-type: none"> • Non-contrast C.O.M = 6.5 yd • 1 = Back, arms and footrest (Fabric Contrast 1) C.O.M. = 4.5 yd • 2 = Seat (Fabric Contrast 2) C.O.M. = 1.25 yd • Optional wings (Fabric Contrast 1) C.O.M. = 1.5 yd • Optional magazine pouch (Fabric Contrast 1) C.O.M. = .5 yd 																
Non-Contrast	ARI/NC/RFT/VT/WWB	<input type="checkbox"/>		<input type="checkbox"/>	<input type="checkbox"/>		<input type="checkbox"/>	<input type="checkbox"/>	<input type="checkbox"/>	<input type="checkbox"/>	<input type="checkbox"/>	<input type="checkbox"/>		200.00#	\$ 7430	\$ 203
Contrast	ARI/FC/RFT/VT/WWB	<input type="checkbox"/>	<input type="checkbox"/>	<input type="checkbox"/>	<input type="checkbox"/>		<input type="checkbox"/>	<input type="checkbox"/>	<input type="checkbox"/>	<input type="checkbox"/>	<input type="checkbox"/>	<input type="checkbox"/>		200.00#	7525	203
<p>AFRL2 Recliner w/ Right Facing Veneer Side Articulating Tablet, With Wingback</p> <ul style="list-style-type: none"> • Non-contrast C.O.M = 8 yd • 1 = Back, arms, wings and footrest (Fabric Contrast 1) C.O.M. = 6 yd • 2 = Seat (Fabric Contrast 2) C.O.M. = 1.25 yd • Optional magazine pouch (Fabric Contrast 1) C.O.M. = .5 yd 																
<p>A B C D E F G H I J K L</p>																

HOW TO ORDER

- Indicate the following information on order form:
- Quantity of each item.
 - Model number, including options. See "How To Build a Model Number".
 - Any special service required.

Note: • The indicates that a choice is required.
 • The absence of the indicates that no choice is required.
 • Alpha-numeric characters in place of indicate that no other alternatives are available.

HOW TO BUILD A MODEL NUMBER

- A** Select basic model.
- B** Select non-contrast or fabric contrast 1. Refer to ki.com/fabrics.
 • For yardage pricing, see Fabric Yardage Pricing page
- C** Select fabric contrast 2. Refer to ki.com/fabrics.
 • For yardage pricing, see Fabric Yardage Pricing page
- D** Select Heat and Massage option.
NHM - No heat and massage
WHM - With heat and massage (prohibited in San Francisco, CA); add \$1556
- E** Select USB Power option.
NUSB - No USB power
WUSB - With USB power (prohibited in San Francisco, CA) ; add \$298
 Only available if Heat and Massage option is selected.

- F** Select I.V. pole (facing).
NS - No pole
LRFIV - Left facing rear; add \$440
RRFIV - Right facing rear; add \$440
 If optional magazine pouch is specified, only Left-facing-rear (LRFIV) or No pole (NS) can be specified.
- G** Select catheter bag attachment hook (facing).
NCA - No catheter attachment
LFCA - Left facing front; add \$75
LRCA - Left facing rear; add \$75
RFCA - Right facing front; add \$75
RRCA - Right facing rear; add \$75
 If optional I.V. pole is specified, catheter attachment can not be specified in the same location.
- H** Select magazine pouch.
NMR - No magazine pouch
RFP - Right side pouch (requires add'l fabric; matches arm); add \$280
- I** Select mechanism type.
SM - Standard mechanism

- J** Select arm option.
WAC - Wood armcaps (pair)
PAC - Black poly (pair); add \$252
SAC - Solid surface armcaps; add \$1067
 Solid surface armcap color is always Corian™ glacier white.
- K** Select wood finish color.*
 Pick only if product has wood armcaps. Refer to the **Product Color Options** page in this price list.
 *For Kensington Maple add upcharge.
- L** Select veneer color.
 Refer to the **Product Color Options** page in this price list.

INFORMATION

Moisture Barrier
 Moisture barrier is applied underneath the fabric cover as a means of protecting the foam.

Kensington Maple Upcharge
 Kensington Maple requires extended leadtimes.
 Model Affina II Recliner \$34

C.O.M. Requirements
 C.O.M. yardage requirements listed above are based on plain goods 54" wide. If less than 54" wide or fabrics requiring matching (stripes, plaids, prints, large patterns), additional yardage will be needed. Consult C.O.M. matrix on the Ordering C.O.M. and C.O.L. page for additional yardage needed. For C.O.M. fabric sent to KI-High Point on multiple rolls, add an additional yard of fabric per roll to the yardage requirements.

C.O.L. Requirements
 Figure 18 sq. ft. of leather (C.O.L.) for each yard shown (i.e., 4.75 x 18 = 85.5 sq. ft.).

Minimum Fabric/Leather Quantity
 Minimum order for fabric is 1 yard. Minimum order for leather is 1 hide (approximately 50 sq. ft.).

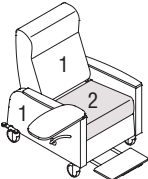
SPECIAL SERVICES

Special Carton Marking
 With specially marked information N/C

Shipping
 Ships assembled, FOB High Point, NC 27263, freight prepaid. Freight class 250.

Specifications and prices are subject to change without prior notice.



Features	MODEL NUMBER												Approx. Packaged Weight	Delivered Pricing	Moisture Barrier add to list price	
	Basic Model	Non-Cont or Fabric Cont 1	Fabric Cont 2	Heat/Mass Option	USB Power	I.V. Pole	Cath Attachment	Mag Pouch	Mech Type	Arm Cap	Wood Finish	Veneer Color				
 <p>AFRL2 Recliner w/ Left Facing Veneer Top Articulating Tablet</p> <ul style="list-style-type: none"> • Non-contrast C.O.M = 6.5 yd • 1 = Back, arms and footrest (Fabric Contrast 1) C.O.M. = 4.5 yd • 2 = Seat (Fabric Contrast 2) C.O.M. = 1.25 yd • Optional magazine pouch (Fabric Contrast 1) C.O.M. = .5 yd 	Non-Contrast	ARI/NC/LFRT/VT/NWB	<input type="checkbox"/>		<input type="checkbox"/>	<input type="checkbox"/>	<input type="checkbox"/>	<input type="checkbox"/>	<input type="checkbox"/>	<input type="checkbox"/>	<input type="checkbox"/>	<input type="checkbox"/>		200.00#	\$ 7115	\$ 203
	Contrast	ARI/FC/LFRT/VT/NWB	<input type="checkbox"/>	<input type="checkbox"/>	<input type="checkbox"/>	<input type="checkbox"/>	<input type="checkbox"/>	<input type="checkbox"/>	<input type="checkbox"/>	<input type="checkbox"/>	<input type="checkbox"/>	<input type="checkbox"/>	<input type="checkbox"/>		200.00#	7231
<p>AFRL2 Recliner w/ Left Facing Veneer Top Articulating Tablet, With Wingback</p> <ul style="list-style-type: none"> • Non-contrast C.O.M = 8 yd • 1 = Back, arms, wings and footrest (Fabric Contrast 1) C.O.M. = 6 yd • 2 = Seat (Fabric Contrast 2) C.O.M. = 1.25 yd • Optional magazine pouch (Fabric Contrast 1) C.O.M. = .5 yd 	Non-Contrast	ARI/NC/LFRT/VT/WWB	<input type="checkbox"/>		<input type="checkbox"/>	<input type="checkbox"/>	<input type="checkbox"/>	<input type="checkbox"/>	<input type="checkbox"/>	<input type="checkbox"/>	<input type="checkbox"/>	<input type="checkbox"/>		200.00#	\$ 7430	\$ 203
	Contrast	ARI/FC/LFRT/VT/WWB	<input type="checkbox"/>	<input type="checkbox"/>	<input type="checkbox"/>	<input type="checkbox"/>	<input type="checkbox"/>	<input type="checkbox"/>	<input type="checkbox"/>	<input type="checkbox"/>	<input type="checkbox"/>	<input type="checkbox"/>	<input type="checkbox"/>		200.00#	7525

A B C D E F G H I J K L

HOW TO ORDER

- Indicate the following information on order form:
1. Quantity of each item.
 2. Model number, including options. See "How To Build a Model Number".
 3. Any special service required.

Note: • The indicates that a choice is required.
 • The absence of the indicates that no choice is required.
 • Alpha-numeric characters in place of indicate that no other alternatives are available.

HOW TO BUILD A MODEL NUMBER

- A** Select basic model.
- B** Select non-contrast or fabric contrast 1. Refer to ki.com/fabrics.
 • For yardage pricing, see Fabric Yardage Pricing page
- C** Select fabric contrast 2. Refer to ki.com/fabrics.
 • For yardage pricing, see Fabric Yardage Pricing page
- D** Select Heat and Massage option.
NHM - No heat and massage
WHM - With heat and massage (prohibited in San Francisco, CA); add \$1556
- E** Select USB Power option.
NUSB - No USB power
WUSB - With USB power (prohibited in San Francisco, CA) ; add \$298
 Only available if Heat and Massage option is selected.

- F** Select I.V. pole (facing).
NS - No pole
LRFIV - Left facing rear; add \$440
RFFIV - Right facing front; add \$440
RRFIV - Right facing rear; add \$440
 If optional magazine pouch is specified, only Left-facing-rear (LRFIV) or No pole (NS) can be specified.
- G** Select catheter bag attachment hook (facing). Refer to ki.com/fabrics.
NCA - No catheter attachment
LRCA - Left facing rear; add \$75
RFCA - Right facing front; add \$75
RRCA - Right facing rear; add \$75
 If optional I.V. pole is specified, catheter attachment can not be specified in the same location.
- H** Select magazine pouch.
NMR - No magazine pouch
RFP - Right side pouch (requires add'l fabric; matches arm); add \$280

- I** Select mechanism type.
SM - Standard mechanism
TM - Trendelenburg mechanism; add \$474
- J** Select arm option.
WAC - Wood armcaps (pair)
PAC - Black poly (pair); add \$252
SAC - Solid surface armcaps; add \$1067
 Solid surface armcap color is always Corian™ glacier white.
- K** Select wood finish color.*
 Pick only if product has wood armcaps. Refer to the **Product Color Options** page in this price list.
 *For Kensington Maple add upcharge.
- L** Select veneer color.
 Refer to the **Product Color Options** page in this price list.

INFORMATION

Moisture Barrier
 Moisture barrier is applied underneath the fabric cover as a means of protecting the foam.

Kensington Maple Upcharge
 Kensington Maple requires extended leadtimes. Model Affina II Recliner \$34

C.O.M. Requirements
 C.O.M. yardage requirements listed above are based on plain goods 54" wide. If less than 54" wide or fabrics requiring matching (stripes, plaids, prints, large patterns), additional yardage will be needed. Consult C.O.M. matrix on the Ordering C.O.M. and C.O.L. page for additional yardage needed. For C.O.M. fabric sent to KI-High Point on multiple rolls, add an additional yard of fabric per roll to the yardage requirements.

C.O.L. Requirements
 Figure 18 sq. ft. of leather (C.O.L.) for each yard shown (i.e., 4.75 x 18 = 85.5 sq. ft.).

Minimum Fabric/Leather Quantity
 Minimum order for fabric is 1 yard. Minimum order for leather is 1 hide (approximately 50 sq. ft.).

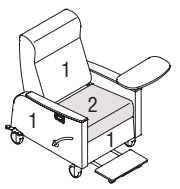
SPECIAL SERVICES

Special Carton Marking
 With specially marked information N/C

Shipping
 Ships assembled, FOB High Point, NC 27263, freight prepaid. Freight class 250.

Specifications and prices are subject to change without prior notice.



Features	MODEL NUMBER												Approx. Packaged Weight	Delivered Pricing	Moisture Barrier add to list price
	Basic Model	Non-Contrast or Fabric Cont 1	Fabric Cont 2	Heat/Mass Option	USB Power	I.V. Pole	Cath Attachment	Mag Pouch	Mech Type	Arm Cap	Wood Finish	Veneer Color			
 <p>AFRL2 Recliner w/ Right Facing Veneer Top Articulating Tablet</p> <ul style="list-style-type: none"> • Non-contrast C.O.M = 6.5 yd • 1 = Back, arms and footrest (Fabric Contrast 1) C.O.M. = 4.5 yd • 2 = Seat (Fabric Contrast 2) C.O.M. = 1.25 yd • Optional magazine pouch (Fabric Contrast 1) C.O.M. = .5 yd 	Non-Contrast	ARI/NC/RFRT/VT/NWB	<input type="checkbox"/>	<input type="checkbox"/>	<input type="checkbox"/>	<input type="checkbox"/>	<input type="checkbox"/>	<input type="checkbox"/>	<input type="checkbox"/>	<input type="checkbox"/>	<input type="checkbox"/>	<input type="checkbox"/>	200.00#	\$ 7115	\$ 203
	Contrast	ARI/FC/RFRT/VT/NWB	<input type="checkbox"/>	<input type="checkbox"/>	<input type="checkbox"/>	<input type="checkbox"/>	<input type="checkbox"/>	<input type="checkbox"/>	<input type="checkbox"/>	<input type="checkbox"/>	<input type="checkbox"/>	<input type="checkbox"/>	<input type="checkbox"/>	200.00#	7231
<p>AFRL2 Recliner w/ Right Facing Veneer Top Articulating Tablet, With Wingback</p> <ul style="list-style-type: none"> • Non-contrast C.O.M = 8 yd • 1 = Back, arms, wings and footrest (Fabric Contrast 1) C.O.M. = 6 yd • 2 = Seat (Fabric Contrast 2) C.O.M. = 1.25 yd • Optional magazine pouch (Fabric Contrast 1) C.O.M. = .5 yd 	Non-Contrast	ARI/NC/RFRT/VT/WWB	<input type="checkbox"/>	<input type="checkbox"/>	<input type="checkbox"/>	<input type="checkbox"/>	<input type="checkbox"/>	<input type="checkbox"/>	<input type="checkbox"/>	<input type="checkbox"/>	<input type="checkbox"/>	<input type="checkbox"/>	200.00#	\$ 7430	\$ 203
	Contrast	ARI/FC/RFRT/VT/WWB	<input type="checkbox"/>	<input type="checkbox"/>	<input type="checkbox"/>	<input type="checkbox"/>	<input type="checkbox"/>	<input type="checkbox"/>	<input type="checkbox"/>	<input type="checkbox"/>	<input type="checkbox"/>	<input type="checkbox"/>	<input type="checkbox"/>	200.00#	7525

A B C D E F G H I J K L

HOW TO ORDER

- Indicate the following information on order form:
1. Quantity of each item.
 2. Model number, including options. See "How To Build a Model Number".
 3. Any special service required.

Note: • The indicates that a choice is required.
 • The absence of the indicates that no choice is required.
 • Alpha-numeric characters in place of indicate that no other alternatives are available.

HOW TO BUILD A MODEL NUMBER

- A** Select basic model.
- B** Select non-contrast or fabric contrast 1. Refer to ki.com/fabrics.
 • For yardage pricing, see Fabric Yardage Pricing page
- C** Select fabric contrast 2. Refer to ki.com/fabrics.
 • For yardage pricing, see Fabric Yardage Pricing page
- D** Select Heat and Massage option.
NHM - No heat and massage
WHM - With heat and massage (prohibited in San Francisco, CA); add \$1556
- E** Select USB Power option.
NUSB - No USB power
WUSB - With USB power (prohibited in San Francisco, CA) ; add \$298
 Only available if Heat and Massage option is selected.

- F** Select I.V. pole (facing).
NS - No pole
LRFIV - Left facing rear; add \$440
RRFIV - Right facing rear; add \$440
 If optional magazine pouch is specified, only Left-facing-rear (LRFIV) or No pole (NS) can be specified.
- G** Select catheter bag attachment hook (facing).
NCA - No catheter attachment
LFCA - Left facing front; add \$75
LRCA - Left facing rear; add \$75
RFCA - Right facing front; add \$75
RRCA - Right facing rear; add \$75
 If optional I.V. pole is specified, catheter attachment can not be specified in the same location.
- H** Select magazine pouch.
NMR - No magazine pouch
RFP - Right side pouch (requires add'l fabric; matches arm); add \$280

- I** Select mechanism type.
SM - Standard mechanism
TM - Trendelenburg mechanism; add \$474
- J** Select arm option.
WAC - Wood armcaps (pair)
PAC - Black poly (pair); add \$252
SAC - Solid surface armcaps; add \$1067
 Solid surface armcap color is always Corian™ glacier white.
- K** Select wood finish color.*
 Pick only if product has wood armcaps. Refer to the **Product Color Options** page in this price list.
 *For Kensington Maple add upcharge.
- L** Select veneer color.
 Refer to the **Product Color Options** page in this price list.

INFORMATION

Moisture Barrier
 Moisture barrier is applied underneath the fabric cover as a means of protecting the foam.

Kensington Maple Upcharge
 Kensington Maple requires extended leadtimes. Model Affina II Recliner \$34

C.O.L. Requirements
 Figure 18 sq. ft. of leather (C.O.L.) for each yard shown (i.e., 4.75 x 18 = 85.5 sq. ft.).

Minimum Fabric/Leather Quantity
 Minimum order for fabric is 1 yard. Minimum order for leather is 1 hide (approximately 50 sq. ft.).

C.O.M. Requirements
 C.O.M. yardage requirements listed above are based on plain goods 54" wide. If less than 54" wide or fabrics requiring matching (stripes, plaids, prints, large patterns), additional yardage will be needed. Consult C.O.M. matrix on the Ordering C.O.M. and C.O.L. page for additional yardage needed. For C.O.M. fabric sent to KI-High Point on multiple rolls, add an additional yard of fabric per roll to the yardage requirements.

SPECIAL SERVICES

Special Carton Marking
 With specially marked information N/C

Shipping
 Ships assembled, FOB High Point, NC 27263, freight prepaid. Freight class 250.

Specifications and prices are subject to change without prior notice.



Features	MODEL NUMBER										Approx. Packaged Weight	Delivered Pricing	Moisture Barrier add to list price	
	Basic Model	Non-Cont or Fabric Cont 1	Fabric Cont 2	Heat/Mass Option	USB Power	I.V. Pole	Cath Attachment	Magazine Pouch	Arm Cap	Wood Finish				
Non-contrast	ARIIBAR/NC/NAT/NWB	<input type="checkbox"/>		<input type="checkbox"/>	<input type="checkbox"/>	<input type="checkbox"/>	<input type="checkbox"/>	<input type="checkbox"/>	<input type="checkbox"/>	<input type="checkbox"/>		210.00#	\$ 7576	\$ 203
Contrast	ARIIBAR/FC/NAT/NWB	<input type="checkbox"/>	<input type="checkbox"/>	<input type="checkbox"/>	<input type="checkbox"/>	<input type="checkbox"/>	<input type="checkbox"/>	<input type="checkbox"/>	<input type="checkbox"/>	<input type="checkbox"/>		210.00#	7695	203
<p>AFRL2 Recliner (Closed Arm)</p> <ul style="list-style-type: none"> • Non-contrast C.O.M = 8 yd • 1 = Back, arms and footrest (Fabric Contrast 1) C.O.M. = 7 yd • 2 = Seat (Fabric Contrast 2) C.O.M. = 1.25 yd • Optional magazine pouch (Fabric Contrast 1) C.O.M. = .5 yd 														
Non-contrast	ARIIBAR/NC/NAT/WWB	<input type="checkbox"/>		<input type="checkbox"/>	<input type="checkbox"/>		<input type="checkbox"/>	<input type="checkbox"/>	<input type="checkbox"/>	<input type="checkbox"/>		210.00#	\$ 7825	\$ 203
Contrast	ARIIBAR/FC/NAT/WWB	<input type="checkbox"/>	<input type="checkbox"/>	<input type="checkbox"/>	<input type="checkbox"/>		<input type="checkbox"/>	<input type="checkbox"/>	<input type="checkbox"/>	<input type="checkbox"/>		210.00#	7920	203
<p>AFRL2 Recliner, With Wingback (Closed Arm)</p> <ul style="list-style-type: none"> • Non-contrast C.O.M = 8 yd • 1 = Back, arms, wings and footrest (Fabric Contrast 1) C.O.M. = 7 yd • 2 = Seat (Fabric Contrast 2) C.O.M. = 1.25 yd • Optional magazine pouch (Fabric Contrast 1) C.O.M. = .5 yd 														
<p>A B C D E F G H I J</p>														

HOW TO ORDER

- Indicate the following information on order form:
1. Quantity of each item.
 2. Model number, including options. See "How To Build a Model Number".
 3. Any special service required.

Note: • The indicates that a choice is required.
 • The absence of the indicates that no choice is required.
 • Alpha-numeric characters in place of indicate that no other alternatives are available.

HOW TO BUILD A MODEL NUMBER

- A** Select basic model.
- B** Select non-contrast or fabric contrast 1. Refer to ki.com/fabrics.
 • For yardage pricing, see Fabric Yardage Pricing page
- C** Select fabric contrast 2. Refer to ki.com/fabrics.
 • For yardage pricing, see Fabric Yardage Pricing page
- D** Select Heat and Massage option.
NHM - No heat and massage
WHM - With heat and massage (prohibited in San Francisco, CA); add \$1556
- E** Select USB Power option.
NUSB - No USB power
WUSB - With USB power (prohibited in San Francisco, CA) ; add \$298
 Only available if Heat and Massage option is selected.

- F** Select I.V. pole (facing).
NS - No pole
LRFIV - Left facing rear; add \$440
RFFIV - Right facing front; add \$440
RRFIV - Right facing rear; add \$440
 If optional magazine pouch is specified, only Left-facing-rear (LRFIV) or No pole (NS) can be specified.
- G** Select catheter bag attachment hook (facing).
NCA - No catheter attachment
LRCA - Left facing rear; add \$75
RFCA - Right facing front; add \$75
RRCA - Right facing rear; add \$75
 If optional I.V. pole is specified, catheter attachment can not be specified in the same location.
- H** Select magazine pouch.
NMR - No magazine pouch
RFP - Right side pouch (requires add'l fabric; matches arm); add \$280
- I** Select arm option.
WAC - Wood armcaps (pair)

- PAC** - Black poly (pair); add \$252
- SAC** - Solid surface armcaps; add \$1067
 Solid surface armcap color is always Corian™ glacier white.
- J** Select wood finish color.*
 Pick only if product has wood armcaps. Refer to the **Product Color Options** page in this price list.
 *For Kensington Maple add upcharge.

INFORMATION

- Moisture Barrier**
 Moisture barrier is applied underneath the fabric cover as a means of protecting the foam.
- Kensington Maple Upcharge**
 Kensington Maple requires extended leadtimes.
 Model Affina II Recliner \$34

C.O.M. Requirements
 C.O.M. yardage requirements listed above are based on plain goods 54" wide. If less than 54" wide or fabrics requiring matching (stripes, plaids, prints, large patterns), additional yardage will be needed. Consult C.O.M. matrix on the Ordering C.O.M. and C.O.L. page for additional yardage needed. For C.O.M. fabric sent to KI-High Point on multiple rolls, add an additional yard of fabric per roll to the yardage requirements.

- C.O.L. Requirements**
 Figure 18 sq. ft. of leather (C.O.L.) for each yard shown (i.e., 4.75 x 18 = 85.5 sq. ft.).
- Minimum Fabric/Leather Quantity**
 Minimum order for fabric is 1 yard. Minimum order for leather is 1 hide (approximately 50 sq. ft.).

SPECIAL SERVICES

- Special Carton Marking**
 With specially marked information N/C
 - Shipping**
 Ships assembled, FOB High Point, NC 27263, freight prepaid. Freight class 250.
- Specifications and prices are subject to change without prior notice.



MODEL NUMBER												Approx. Packaged Weight	Delivered Pricing	Moisture Barrier add to list price	Laminate Grade 2 add to list price	Laminate Grade 3 add to list price
Basic Model	Non-Cont or Fabric Cont 1	Fabric Cont 2	Heat/Mass Option	USB Power	I.V. Pole	Cath Attachment	Mag Pouch	Arm Cap	Wood Finish	Lam. Color						
ARIIBAR/NC/RFT/LT/NWB	<input type="checkbox"/>		<input type="checkbox"/>	<input type="checkbox"/>	<input type="checkbox"/>	<input type="checkbox"/>	<input type="checkbox"/>	<input type="checkbox"/>	<input type="checkbox"/>	<input type="checkbox"/>		210.00#	\$ 8091	\$ 203	\$ 19	\$ 120
ARIIBAR/FC/RFT/LT/NWB	<input type="checkbox"/>	<input type="checkbox"/>	<input type="checkbox"/>	<input type="checkbox"/>	<input type="checkbox"/>	<input type="checkbox"/>	<input type="checkbox"/>	<input type="checkbox"/>	<input type="checkbox"/>	<input type="checkbox"/>		210.00#	8208	203	19	120
AFRL2 Recliner w/ Right Facing Laminate Side Articulating Tablet <ul style="list-style-type: none"> • Non-contrast C.O.M = 6.5 yd • 1 = Back, arms and footrest (Fabric Contrast 1) C.O.M. = 5.5 yd • 2 = Seat (Fabric Contrast 2) C.O.M. = 1.25 yd • Optional magazine pouch (Fabric Contrast 1) C.O.M. = .5 yd 																
ARIIBAR/NC/RFT/LT/WWB	<input type="checkbox"/>		<input type="checkbox"/>	<input type="checkbox"/>		<input type="checkbox"/>	<input type="checkbox"/>	<input type="checkbox"/>	<input type="checkbox"/>	<input type="checkbox"/>		210.00#	\$ 8320	\$ 203	\$ 19	\$ 120
ARIIBAR/FC/RFT/LT/WWB	<input type="checkbox"/>	<input type="checkbox"/>	<input type="checkbox"/>	<input type="checkbox"/>		<input type="checkbox"/>	<input type="checkbox"/>	<input type="checkbox"/>	<input type="checkbox"/>	<input type="checkbox"/>		210.00#	8415	203	19	120
AFRL2 Recliner w/ Right Facing Laminate Side Articulating Tablet, With Wingback <ul style="list-style-type: none"> • Non-contrast C.O.M = 8 yd • 1 = Back, arms, wings and footrest (Fabric Contrast 1) C.O.M. = 7 yd • 2 = Seat (Fabric Contrast 2) C.O.M. = 1.25 yd • Optional magazine pouch (Fabric Contrast 1) C.O.M. = .5 yd 																
A B C D E F G H I J K																

HOW TO ORDER

- Indicate the following information on order form:
- Quantity of each item.
 - Model number, including options. See "How To Build a Model Number".
 - Any special service required.

Note: • The indicates that a choice is required.

- The absence of the indicates that no choice is required.
- Alpha-numeric characters in place of indicate that no other alternatives are available.

HOW TO BUILD A MODEL NUMBER

- A** Select basic model.
- B** Select non-contrast or fabric contrast 1. Refer to ki.com/fabrics.
• For yardage pricing, see Fabric Yardage Pricing page
- C** Select fabric contrast 2. Refer to ki.com/fabrics.
• For yardage pricing, see Fabric Yardage Pricing page
- D** Select Heat and Massage option.
NHM - No heat and massage
WHM - With heat and massage (prohibited in San Francisco, CA); add \$1556
- E** Select USB Power option.
NUSB - No USB power
WUSB - With USB power (prohibited in San Francisco, CA); add \$298
Only available if Heat and Massage option is selected.

- F** Select I.V. pole (facing).
NS - No pole
LRFIV - Left facing rear; add \$440
RRFIV - Right facing rear; add \$440
If optional magazine pouch is specified, only Left-facing-rear (LRFIV) or No pole (NS) can be specified.
- G** Select catheter bag attachment hook (facing).
NCA - No catheter attachment
LFCA - Left facing front; add \$75
LRCA - Left facing rear; add \$75
RFCA - Right facing front; add \$75
RRCA - Right facing rear; add \$75
If optional I.V. pole is specified, catheter attachment can not be specified in the same location.
- H** Select magazine pouch.
NMR - No magazine pouch
RFP - Right side pouch (requires add'l fabric; matches arm); add \$280
- I** Select arm option.
WAC - Wood armcaps (pair)

PAC - Black poly (pair); add \$252
SAC - Solid surface armcaps; add \$1067
Solid surface armcap color is always Corian™ glacier white.

- J** Select wood finish color.*
Pick only if product has wood armcaps. Refer to the **Product Color Options** page in this price list.
*For Kensington Maple add upcharge.

- K** Select laminate color.
Refer to the **Product Color Options** page in this price list.

INFORMATION

Moisture Barrier

Moisture barrier is applied underneath the fabric cover as a means of protecting the foam.

Kensington Maple Upcharge

Kensington Maple requires extended leadtimes. Model Affina II Recliner \$34

C.O.M. Requirements

C.O.M. yardage requirements listed above are based on plain goods 54" wide. If less than 54" wide or fabrics requiring matching (stripes, plaids, prints, large patterns), additional yardage will be needed. Consult C.O.M. matrix on the Ordering C.O.M. and C.O.L. page for additional yardage needed. For C.O.M. fabric sent to KI-High Point on multiple rolls, add an additional yard of fabric per roll to the yardage requirements.

C.O.L. Requirements

Figure 18 sq. ft. of leather (C.O.L.) for each yard shown (i.e., 4.75 x 18 = 85.5 sq. ft.).

Minimum Fabric/Leather Quantity

Minimum order for fabric is 1 yard. Minimum order for leather is 1 hide (approximately 50 sq. ft.).

FINISH INFORMATION

ADDITIONAL LAMINATE OFFERING

KI offers laminates beyond those offered in the standard offering. Laminates that are currently available in the program can be viewed in KI product specification tools. Requests to add laminates to the program can be submitted via the product modification request process. Please note, requests to add laminates to the program must include the laminate manufacturers name, color/pattern number, and finish code. Edge options are limited to standard edge colors. If a matching edge is required, this will need to be requested thru the product modification request process and may be subject to additional costs. Due to varying manufacturing processes and quality issues with some laminates, some requests may be denied. Extended lead times and minimum order quantities may apply on orders containing special laminates. Contact the product modification team for questions or additional information regarding special laminates and pricing.

SPECIAL SERVICES

Special Carton Marking

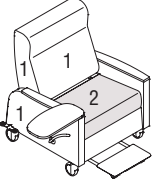
With specially marked information N/C

Shipping

Ships assembled, FOB High Point, NC 27263, freight prepaid. Freight class 250.

Specifications and prices are subject to change without prior notice.



MODEL NUMBER												Approx. Packaged Weight	Delivered Pricing	Moisture Barrier add to list price	Laminate Grade 2 add to list price	Laminate Grade 3 add to list price
Basic Model	Non-Contrast or Fabric Cont 1	Fabric Cont 2	Heat/Mass Option	USB Power	I.V. Pole	Cath Attachment	Mag Pouch	Arm Cap	Wood Finish	Lam. Color						
	ARIIBAR/NC/LFRT/LT/NWB	<input type="checkbox"/>		<input type="checkbox"/>	<input type="checkbox"/>	<input type="checkbox"/>	<input type="checkbox"/>	<input type="checkbox"/>	<input type="checkbox"/>	<input type="checkbox"/>	<input type="checkbox"/>	210.00#	\$ 8091	\$ 203	\$ 19	\$ 120
	ARIIBAR/FC/LFRT/LT/NWB	<input type="checkbox"/>	<input type="checkbox"/>	<input type="checkbox"/>	<input type="checkbox"/>	<input type="checkbox"/>	<input type="checkbox"/>	<input type="checkbox"/>	<input type="checkbox"/>	<input type="checkbox"/>	<input type="checkbox"/>	210.00#	8208	203	19	120
AFRL2 Recliner w/ Left Facing Laminate Top Articulating Tablet																
<ul style="list-style-type: none"> • Non-contrast C.O.M = 6.5 yd • 1 = Back, arms and footrest (Fabric Contrast 1) C.O.M. = 5.5 yd • 2 = Seat (Fabric Contrast 2) C.O.M. = 1.25 yd • Optional magazine pouch (Fabric Contrast 1) C.O.M. = .5 yd 																
AFRL2 Recliner w/ Left Facing Laminate Top Articulating Tablet, With Wingback																
<ul style="list-style-type: none"> • Non-contrast C.O.M = 8 yd • 1 = Back, arms, wings and footrest (Fabric Contrast 1) C.O.M. = 7 yd • 2 = Seat (Fabric Contrast 2) C.O.M. = 1.25 yd • Optional magazine pouch (Fabric Contrast 1) C.O.M. = .5 yd 																
A B C D E F G H I J K																

HOW TO ORDER

Indicate the following information on order form:

- Quantity of each item.
- Model number, including options. See "How To Build a Model Number".
- Any special service required.

Note: • The indicates that a choice is required.

- The absence of the indicates that no choice is required.
- Alpha-numeric characters in place of indicate that no other alternatives are available.

HOW TO BUILD A MODEL NUMBER

A Select basic model.

B Select non-contrast or fabric contrast 1. Refer to ki.com/fabrics.
• For yardage pricing, see Fabric Yardage Pricing page

C Select fabric contrast 2. Refer to ki.com/fabrics.
• For yardage pricing, see Fabric Yardage Pricing page

D Select Heat and Massage option.
NHM - No heat and massage
WHM - With heat and massage (prohibited in San Francisco, CA); add \$1556

E Select USB Power option.
NUSB - No USB power
WUSB - With USB power (prohibited in San Francisco, CA); add \$298
Only available if Heat and Massage option is selected.

F Select I.V. pole (facing).
NS - No pole
LRFIV - Left facing rear; add \$440
RFFIV - Right facing front; add \$440
RRFIV - Right facing rear; add \$440
If optional magazine pouch is specified, only Left-facing-rear (LRFIV) or No pole (NS) can be specified.

G Select catheter bag attachment hook (facing).
NCA - No catheter attachment
LRCA - Left facing rear; add \$75
RFCA - Right facing front; add \$75
RRCA - Right facing rear; add \$75
If optional I.V. pole is specified, catheter attachment can not be specified in the same location.

H Select magazine pouch.
NMR - No magazine pouch
RFP - Right side pouch (requires add'l fabric; matches arm); add \$280

I Select arm option.
WAC - Wood armcaps (pair)

PAC - Black poly (pair); add \$252
SAC - Solid surface armcaps; add \$1067
Solid surface armcap color is always Corian™ glacier white.

J Select wood finish color. Pick only if product has wood armcaps. Refer to the **Product Color Options** page in this price list.

K Select laminate color. Refer to the **Product Color Options** page in this price list.

INFORMATION

Moisture Barrier

Moisture barrier is applied underneath the fabric cover as a means of protecting the foam.

Kensington Maple Upcharge

Kensington Maple requires extended leadtimes. Model Affina II Recliner \$34

C.O.M. Requirements

C.O.M. yardage requirements listed above are based on plain goods 54" wide. If less than 54" wide or fabrics requiring matching (stripes, plaids, prints, large patterns), additional yardage will be needed. Consult C.O.M. matrix on the Ordering C.O.M. and C.O.L. page for additional yardage needed. For C.O.M. fabric sent to KI-High Point on multiple rolls, add an additional yard of fabric per roll to the yardage requirements.

C.O.L. Requirements

Figure 18 sq. ft. of leather (C.O.L.) for each yard shown (i.e., 4.75 x 18 = 85.5 sq. ft.).

Minimum Fabric/Leather Quantity

Minimum order for fabric is 1 yard. Minimum order for leather is 1 hide (approximately 50 sq. ft.).

FINISH INFORMATION

ADDITIONAL LAMINATE OFFERING

KI offers laminates beyond those offered in the standard offering. Laminates that are currently available in the program can be viewed in KI product specification tools. Requests to add laminates to the program can be submitted via the product modification request process. Please note, requests to add laminates to the program must include the laminate manufacturers name, color/pattern number, and finish code. Edge options are limited to standard edge colors. If a matching edge is required, this will need to be requested thru the product modification request process and may be subject to additional costs. Due to varying manufacturing processes and quality issues with some laminates, some requests may be denied. Extended lead times and minimum order quantities may apply on orders containing special laminates. Contact the product modification team for questions or additional information regarding special laminates and pricing.

SPECIAL SERVICES

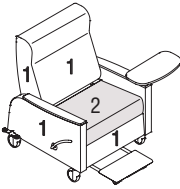
Special Carton Marking

With specially marked information N/C

Shipping
Ships **assembled, FOB High Point, NC 27263, freight prepaid.** Freight class 250.

Specifications and prices are subject to change without prior notice.



MODEL NUMBER												Approx. Packaged Weight	Delivered Pricing	Moisture Barrier add to list price	Laminate Grade 2 add to list price	Laminate Grade 3 add to list price
Basic Model	Non-Contrast or Fabric Cont 1	Fabric Cont 2	Heat/Mass Option	USB Power	I.V. Pole	Cath Attachment	Mag Pouch	Arm Cap	Wood Finish	Lam. Color						
	ARIIBAR/NC/RFRT/LT/NWB	<input type="checkbox"/>		<input type="checkbox"/>	<input type="checkbox"/>	<input type="checkbox"/>	<input type="checkbox"/>	<input type="checkbox"/>	<input type="checkbox"/>	<input type="checkbox"/>	<input type="checkbox"/>	210.00#	\$ 8091	\$ 203	\$ 19	\$ 120
	ARIIBAR/FC/RFRT/LT/NWB	<input type="checkbox"/>	<input type="checkbox"/>	<input type="checkbox"/>	<input type="checkbox"/>	<input type="checkbox"/>	<input type="checkbox"/>	<input type="checkbox"/>	<input type="checkbox"/>	<input type="checkbox"/>	<input type="checkbox"/>	210.00#	8208	203	19	120
AFRL2																
Recliner w/ Right Facing Laminate Top Articulating Tablet																
<ul style="list-style-type: none"> • Non-contrast C.O.M = 6.5 yd • 1 = Back, arms and footrest (Fabric Contrast 1) C.O.M. = 5.5 yd • 2 = Seat (Fabric Contrast 2) C.O.M. = 1.25 yd • Optional magazine pouch (Fabric Contrast 1) C.O.M. = .5 yd 																
AFRL2																
Recliner w/ Right Facing Laminate Top Articulating Tablet, With Wingback																
<ul style="list-style-type: none"> • Non-contrast C.O.M = 8 yd • 1 = Back, arms, wings and footrest (Fabric Contrast 1) C.O.M. = 7 yd • 2 = Seat (Fabric Contrast 2) C.O.M. = 1.25 yd • Optional magazine pouch (Fabric Contrast 1) C.O.M. = .5 yd 																
A B C D E F G H I J K																

HOW TO ORDER

Indicate the following information on order form:

- Quantity of each item.
- Model number, including options. See "How To Build a Model Number".
- Any special service required.

Note: • The indicates that a choice is required.

- The absence of the indicates that no choice is required.
- Alpha-numeric characters in place of indicate that no other alternatives are available.

HOW TO BUILD A MODEL NUMBER

A Select basic model.

B Select non-contrast or fabric contrast 1. Refer to ki.com/fabrics.
• For yardage pricing, see Fabric Yardage Pricing page

C Select fabric contrast 2. Refer to ki.com/fabrics.
• For yardage pricing, see Fabric Yardage Pricing page

D Select Heat and Massage option.
NHM - No heat and massage
WHM - With heat and massage (prohibited in San Francisco, CA); add \$1556

E Select USB Power option.
NUSB - No USB power
WUSB - With USB power (prohibited in San Francisco, CA); add \$298
Only available if Heat and Massage option is selected.

F Select I.V. pole (facing).
NS - No pole
LRFIV - Left facing rear; add \$440
RRFIV - Right facing rear; add \$440
If optional magazine pouch is specified, only Left-facing-rear (LRFIV) or No pole (NS) can be specified.

G Select catheter bag attachment hook (facing).
NCA - No catheter attachment
LFCA - Left facing front; add \$75
LRCA - Left facing rear; add \$75
RFCA - Right facing front; add \$75
RRCA - Right facing rear; add \$75
If optional I.V. pole is specified, catheter attachment can not be specified in the same location.

H Select magazine pouch.
NMR - No magazine pouch
RFP - Right side pouch (requires add'l fabric; matches arm); add \$280

I Select arm option.
WAC - Wood armcaps (pair)

PAC - Black poly (pair); add \$252
SAC - Solid surface armcaps; add \$1067
Solid surface armcap color is always Corian™ glacier white.

J Select wood finish color. Pick only if product has wood armcaps. Refer to the **Product Color Options** page in this price list.

K Select laminate color. Refer to the **Product Color Options** page in this price list.

INFORMATION

Moisture Barrier

Moisture barrier is applied underneath the fabric cover as a means of protecting the foam.

Kensington Maple Upcharge

Kensington Maple requires extended leadtimes. Model Affina II Recliner \$34

C.O.M. Requirements

C.O.M. yardage requirements listed above are based on plain goods 54" wide. If less than 54" wide or fabrics requiring matching (stripes, plaids, prints, large patterns), additional yardage will be needed. Consult C.O.M. matrix on the Ordering C.O.M. and C.O.L. page for additional yardage needed. For C.O.M. fabric sent to KI-High Point on multiple rolls, add an additional yard of fabric per roll to the yardage requirements.

C.O.L. Requirements

Figure 18 sq. ft. of leather (C.O.L.) for each yard shown (i.e., 4.75 x 18 = 85.5 sq. ft.).

Minimum Fabric/Leather Quantity

Minimum order for fabric is 1 yard. Minimum order for leather is 1 hide (approximately 50 sq. ft.).

FINISH INFORMATION

ADDITIONAL LAMINATE OFFERING

KI offers laminates beyond those offered in the standard offering. Laminates that are currently available in the program can be viewed in KI product specification tools. Requests to add laminates to the program can be submitted via the product modification request process. Please note, requests to add laminates to the program must include the laminate manufacturers name, color/pattern number, and finish code. Edge options are limited to standard edge colors. If a matching edge is required, this will need to be requested thru the product modification request process and may be subject to additional costs. Due to varying manufacturing processes and quality issues with some laminates, some requests may be denied. Extended lead times and minimum order quantities may apply on orders containing special laminates. Contact the product modification team for questions or additional information regarding special laminates and pricing.

SPECIAL SERVICES

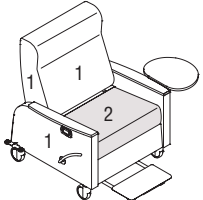
Special Carton Marking

With specially marked information N/C

Shipping
Ships assembled, FOB High Point, NC 27263, freight prepaid. Freight class 250.

Specifications and prices are subject to change without prior notice.



Features	MODEL NUMBER											Approx. Packaged Weight	Delivered Pricing	Moisture Barrier add to list price	
	Basic Model	Non-Cont or Fabric Cont 1	Fabric Cont 2	Heat/Mass Option	USB Power	I.V. Pole	Cath Attachment	Mag Pch.	Arm Cap	Wood Finish	Ven. Color				
Non-contrast	ARIIBAR/NC/RFT/VT/NWB	<input type="checkbox"/>		<input type="checkbox"/>	<input type="checkbox"/>	<input type="checkbox"/>	<input type="checkbox"/>	<input type="checkbox"/>	<input type="checkbox"/>	<input type="checkbox"/>	<input type="checkbox"/>		210.00#	\$ 8091	\$ 203
Contrast	ARIIBAR/FC/RFT/VT/NWB	<input type="checkbox"/>	<input type="checkbox"/>	<input type="checkbox"/>	<input type="checkbox"/>	<input type="checkbox"/>	<input type="checkbox"/>	<input type="checkbox"/>	<input type="checkbox"/>	<input type="checkbox"/>	<input type="checkbox"/>		210.00#	8208	203
															
AFRL2 Recliner w/ Right Facing Veneer Side Articulating Tablet <ul style="list-style-type: none"> • Non-contrast C.O.M = 6.5 yd • 1 = Back, arms and footrest (Fabric Contrast 1) C.O.M. = 5.5 yd • 2 = Seat (Fabric Contrast 2) C.O.M. = 1.25 yd • Optional magazine pouch (Fabric Contrast 1) C.O.M. = .5 yd 															
Non-contrast	ARIIBAR/NC/RFT/VT/WWB	<input type="checkbox"/>		<input type="checkbox"/>	<input type="checkbox"/>		<input type="checkbox"/>	<input type="checkbox"/>	<input type="checkbox"/>	<input type="checkbox"/>	<input type="checkbox"/>		210.00#	\$ 8320	\$ 203
Contrast	ARIIBAR/FC/RFT/VT/WWB	<input type="checkbox"/>	<input type="checkbox"/>	<input type="checkbox"/>	<input type="checkbox"/>		<input type="checkbox"/>	<input type="checkbox"/>	<input type="checkbox"/>	<input type="checkbox"/>	<input type="checkbox"/>		210.00#	8415	203
AFRL2 Recliner w/ Right Facing Veneer Side Articulating Tablet, With Wingback <ul style="list-style-type: none"> • Non-contrast C.O.M = 8 yd • 1 = Back, arms, wings and footrest (Fabric Contrast 1) C.O.M. = 7 yd • 2 = Seat (Fabric Contrast 2) C.O.M. = 1.25 yd • Optional magazine pouch (Fabric Contrast 1) C.O.M. = .5 yd 															
A B C D E F G H I J K															

HOW TO ORDER

- Indicate the following information on order form:
1. Quantity of each item.
 2. Model number, including options. See "How To Build a Model Number".
 3. Any special service required.

Note: • The indicates that a choice is required.

- The absence of the indicates that no choice is required.
- Alpha-numeric characters in place of indicate that no other alternatives are available.

HOW TO BUILD A MODEL NUMBER

- A** Select basic model.
- B** Select non-contrast or fabric contrast 1. Refer to ki.com/fabrics.
• For yardage pricing, see Fabric Yardage Pricing page
- C** Select fabric contrast 2. Refer to ki.com/fabrics.
• For yardage pricing, see Fabric Yardage Pricing page
- D** Select Heat and Massage option.
NHM - No heat and massage
WHM - With heat and massage (prohibited in San Francisco, CA); add \$1556
- E** Select USB Power option.
NUSB - No USB power
WUSB - With USB power (prohibited in San Francisco, CA); add \$298
Only available if Heat and Massage option is selected.

- F** Select I.V. pole (facing).
NS - No pole
LRFIV - Left facing rear; add \$440
RRFIV - Right facing rear; add \$440
If optional magazine pouch is specified, only Left-facing-rear (LRFIV) or No pole (NS) can be specified.
- G** Select catheter bag attachment hook (facing).
NCA - No catheter attachment
LFCA - Left facing front; add \$75
LRCA - Left facing rear; add \$75
RFCA - Right facing front; add \$75
RRCA - Right facing rear; add \$75
If optional I.V. pole is specified, catheter attachment can not be specified in the same location.
- H** Select magazine pouch.
NMR - No magazine pouch
RFP - Right side pouch (requires add'l fabric; matches arm); add \$280
- I** Select arm option.
WAC - Wood armcaps (pair)

PAC - Black poly (pair); add \$252
SAC - Solid surface armcaps; add \$1067
Solid surface armcap color is always Corian™ glacier white.

- J** Select wood finish color.*
Pick only if product has wood armcaps. Refer to the **Product Color Options** page in this price list.
*For Kensington Maple add upcharge.

- K** Select veneer color.
Refer to the **Product Color Options** page in this price list.

INFORMATION

Moisture Barrier

Moisture barrier is applied underneath the fabric cover as a means of protecting the foam.

Kensington Maple Upcharge

Kensington Maple requires extended leadtimes.
Model
Affina II Recliner \$34

C.O.M. Requirements

C.O.M. yardage requirements listed above are based on plain goods 54" wide. If less than 54" wide or fabrics requiring matching (stripes, plaids, prints, large patterns), additional yardage will be needed. Consult C.O.M. matrix on the Ordering C.O.M. and C.O.L. page for additional yardage needed. For C.O.M. fabric sent to KI-High Point on multiple rolls, add an additional yard of fabric per roll to the yardage requirements.

C.O.L. Requirements

Figure 18 sq. ft. of leather (C.O.L.) for each yard shown (i.e., 4.75 x 18 = 85.5 sq. ft.).

Minimum Fabric/Leather Quantity

Minimum order for fabric is 1 yard. Minimum order for leather is 1 hide (approximately 50 sq. ft.).

SPECIAL SERVICES

Special Carton Marking

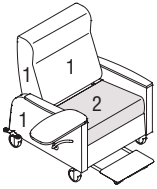
With specially marked information N/C

Shipping

Ships assembled, FOB High Point, NC 27263, freight prepaid. Freight class 250.

Specifications and prices are subject to change without prior notice.



Features	MODEL NUMBER											Approx. Packaged Weight	Delivered Pricing	Moisture Barrier add to list price
	Basic Model	Non-Cont or Fabric Cont 1	Fabric Cont 2	Heat/Mass Option	USB Power	I.V. Pole	Cath Attachment	Mag Pch.	Arm Cap	Wood Finish	Ven. Color			
 <p>AFRL2 Recliner w/ Left Facing Veneer Top Articulating Tablet</p> <ul style="list-style-type: none"> • Non-contrast C.O.M = 6.5 yd • 1 = Back, arms and footrest (Fabric Contrast 1) C.O.M. = 5.5 yd • 2 = Seat (Fabric Contrast 2) C.O.M. = 1.25 yd • Optional magazine pouch (Fabric Contrast 1) C.O.M. = .5 yd 	Non-contrast	ARIIBAR/NC/LFRT/VT/NWB	<input type="checkbox"/>		<input type="checkbox"/>	<input type="checkbox"/>	<input type="checkbox"/>	<input type="checkbox"/>	<input type="checkbox"/>	<input type="checkbox"/>	<input type="checkbox"/>	210.00#	\$ 8091	\$ 203
	Contrast	ARIIBAR/FC/LFRT/VT/NWB	<input type="checkbox"/>	<input type="checkbox"/>	<input type="checkbox"/>	<input type="checkbox"/>	<input type="checkbox"/>	<input type="checkbox"/>	<input type="checkbox"/>	<input type="checkbox"/>	<input type="checkbox"/>	<input type="checkbox"/>	210.00#	8208
<p>AFRL2 Recliner w/ Left Facing Veneer Top Articulating Tablet, With Wingback</p> <ul style="list-style-type: none"> • Non-contrast C.O.M = 8 yd • 1 = Back, arms, wings and footrest (Fabric Contrast 1) C.O.M. = 7 yd • 2 = Seat (Fabric Contrast 2) C.O.M. = 1.25 yd • Optional magazine pouch (Fabric Contrast 1) C.O.M. = .5 yd 	Non-contrast	ARIIBAR/NC/LFRT/VT/WWB	<input type="checkbox"/>		<input type="checkbox"/>	<input type="checkbox"/>	<input type="checkbox"/>	<input type="checkbox"/>	<input type="checkbox"/>	<input type="checkbox"/>	<input type="checkbox"/>	210.00#	\$ 8320	\$ 203
	Contrast	ARIIBAR/FC/LFRT/VT/WWB	<input type="checkbox"/>	<input type="checkbox"/>	<input type="checkbox"/>	<input type="checkbox"/>	<input type="checkbox"/>	<input type="checkbox"/>	<input type="checkbox"/>	<input type="checkbox"/>	<input type="checkbox"/>	210.00#	8415	203

A **B** **C** **D** **E** **F** **G** **H** **I** **J** **K**

HOW TO ORDER

- Indicate the following information on order form:
- Quantity of each item.
 - Model number, including options. See "How To Build a Model Number".
 - Any special service required.

Note: • The indicates that a choice is required.
• The absence of the indicates that no choice is required.
• Alpha-numeric characters in place of indicate that no other alternatives are available.

HOW TO BUILD A MODEL NUMBER

- A** Select basic model.
- B** Select non-contrast or fabric contrast 1. Refer to ki.com/fabrics.
• For yardage pricing, see Fabric Yardage Pricing page
- C** Select fabric contrast 2. Refer to ki.com/fabrics.
• For yardage pricing, see Fabric Yardage Pricing page
- D** Select Heat and Massage option.
NHM - No heat and massage
WHM - With heat and massage (prohibited in San Francisco, CA); add \$1556
- E** Select USB Power option.
NUSB - No USB power
WUSB - With USB power (prohibited in San Francisco, CA); add \$298
Only available if Heat and Massage option is selected.

- F** Select I.V. pole (facing).
NS - No pole
LRFIV - Left facing rear; add \$440
RFFIV - Right facing front; add \$440
RRFIV - Right facing rear; add \$440
If optional magazine pouch is specified, only Left-facing-rear (LRFIV) or No pole (NS) can be specified.
- G** Select catheter bag attachment hook (facing).
NCA - No catheter attachment
LRCA - Left facing rear; add \$75
RFCA - Right facing front; add \$75
RRCA - Right facing rear; add \$75
If optional I.V. pole is specified, catheter attachment can not be specified in the same location.
- H** Select magazine pouch.
NMR - No magazine pouch
RFP - Right side pouch (requires add'l fabric; matches arm); add \$280
- I** Select arm option.
WAC - Wood armcaps (pair)

PAC - Black poly (pair); add \$252
SAC - Solid surface armcaps; add \$1067
Solid surface armcap color is always Corian™ glacier white.

- J** Select wood finish color.*
Pick only if product has wood armcaps. Refer to the **Product Color Options** page in this price list.
*For Kensington Maple add upcharge.

- K** Select veneer color.
Refer to the **Product Color Options** page in this price list.

INFORMATION

Moisture Barrier

Moisture barrier is applied underneath the fabric cover as a means of protecting the foam.

Kensington Maple Upcharge

Kensington Maple requires extended leadtimes. Model Affina II Recliner \$34

C.O.M. Requirements

C.O.M. yardage requirements listed above are based on plain goods 54" wide. If less than 54" wide or fabrics requiring matching (stripes, plaids, prints, large patterns), additional yardage will be needed. Consult C.O.M. matrix on the Ordering C.O.M. and C.O.L. page for additional yardage needed. For C.O.M. fabric sent to KI-High Point on multiple rolls, add an additional yard of fabric per roll to the yardage requirements.

C.O.L. Requirements

Figure 18 sq. ft. of leather (C.O.L.) for each yard shown (i.e., 4.75 x 18 = 85.5 sq. ft.).

Minimum Fabric/Leather Quantity

Minimum order for fabric is 1 yard. Minimum order for leather is 1 hide (approximately 50 sq. ft.).

SPECIAL SERVICES

Special Carton Marking

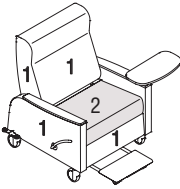
With specially marked information N/C

Shipping

Ships assembled, FOB High Point, NC 27263, freight prepaid. Freight class 250.

Specifications and prices are subject to change without prior notice.



Features	MODEL NUMBER											Approx. Packaged Weight	Delivered Pricing	Moisture Barrier add to list price
	Basic Model	Non-Cont or Fabric Cont 1	Fabric Cont 2	Heat/Mass Option	USB Power	I.V. Pole	Cath Attachment	Mag Pch.	Arm Cap	Wood Finish	Ven. Color			
 <p>AFRL2 Recliner w/ Right Facing Veneer Top Articulating Tablet</p> <ul style="list-style-type: none"> • Non-contrast C.O.M = 6.5 yd • 1 = Back, arms and footrest (Fabric Contrast 1) C.O.M. = 5.5 yd • 2 = Seat (Fabric Contrast 2) C.O.M. = 1.25 yd • Optional magazine pouch (Fabric Contrast 1) C.O.M. = .5 yd 	Non-contrast	ARIIBAR/NC/RFRT/VT/NWB	<input type="checkbox"/>		<input type="checkbox"/>	<input type="checkbox"/>	<input type="checkbox"/>	<input type="checkbox"/>	<input type="checkbox"/>	<input type="checkbox"/>	<input type="checkbox"/>	210.00#	\$ 8091	\$ 203
	Contrast	ARIIBAR/FC/RFRT/VT/NWB	<input type="checkbox"/>	<input type="checkbox"/>	<input type="checkbox"/>	<input type="checkbox"/>	<input type="checkbox"/>	<input type="checkbox"/>	<input type="checkbox"/>	<input type="checkbox"/>	<input type="checkbox"/>	<input type="checkbox"/>	210.00#	8208
<p>AFRL2 Recliner w/ Right Facing Veneer Top Articulating Tablet, With Wingback</p> <ul style="list-style-type: none"> • Non-contrast C.O.M = 8 yd • 1 = Back, arms, wings and footrest (Fabric Contrast 1) C.O.M. = 7 yd • 2 = Seat (Fabric Contrast 2) C.O.M. = 1.25 yd • Optional magazine pouch (Fabric Contrast 1) C.O.M. = .5 yd 	Non-contrast	ARIIBAR/NC/RFRT/VT/WWB	<input type="checkbox"/>		<input type="checkbox"/>	<input type="checkbox"/>	<input type="checkbox"/>	<input type="checkbox"/>	<input type="checkbox"/>	<input type="checkbox"/>	<input type="checkbox"/>	210.00#	\$ 8320	\$ 203
	Contrast	ARIIBAR/FC/RFRT/VT/WWB	<input type="checkbox"/>	<input type="checkbox"/>	<input type="checkbox"/>	<input type="checkbox"/>	<input type="checkbox"/>	<input type="checkbox"/>	<input type="checkbox"/>	<input type="checkbox"/>	<input type="checkbox"/>	<input type="checkbox"/>	210.00#	8415

A

B

C

D

E

F

G

H

I

J

K

HOW TO ORDER

- Indicate the following information on order form:
- Quantity of each item.
 - Model number, including options. See "How To Build a Model Number".
 - Any special service required.

Note: • The indicates that a choice is required.
• The absence of the indicates that no choice is required.
• Alpha-numeric characters in place of indicate that no other alternatives are available.

HOW TO BUILD A MODEL NUMBER

- A** Select basic model.
- B** Select non-contrast or fabric contrast 1.
Refer to ki.com/fabrics.
• For yardage pricing, see Fabric Yardage Pricing page
- C** Select fabric contrast 2.
Refer to ki.com/fabrics.
• For yardage pricing, see Fabric Yardage Pricing page
- D** Select Heat and Massage option.
NHM - No heat and massage
WHM - With heat and massage (prohibited in San Francisco, CA); add \$1556
- E** Select USB Power option.
NUSB - No USB power
WUSB - With USB power (prohibited in San Francisco, CA); add \$298
Only available if Heat and Massage option is selected.

- F** Select I.V. pole (facing).
NS - No pole
LRFIV - Left facing rear; add \$440
RRFIV - Right facing rear; add \$440
If optional magazine pouch is specified, only Left-facing-rear (LRFIV) or No pole (NS) can be specified.
- G** Select catheter bag attachment hook (facing).
NCA - No catheter attachment
LFCA - Left facing front; add \$75
LRCA - Left facing rear; add \$75
RFCA - Right facing front; add \$75
RRCA - Right facing rear; add \$75
If optional I.V. pole is specified, catheter attachment can not be specified in the same location.
- H** Select magazine pouch.
NMR - No magazine pouch
RFP - Right side pouch (requires add'l fabric; matches arm); add \$280
- I** Select arm option.
WAC - Wood armcaps (pair)

PAC - Black poly (pair); add \$252
SAC - Solid surface armcaps; add \$1067
Solid surface armcap color is always Corian™ glacier white.

- J** Select wood finish color.*
Pick only if product has wood armcaps. Refer to the **Product Color Options** page in this price list.
*For Kensington Maple add upcharge.

- K** Select veneer color.
Refer to the **Product Color Options** page in this price list.

INFORMATION

Moisture Barrier

Moisture barrier is applied underneath the fabric cover as a means of protecting the foam.

Kensington Maple Upcharge

Kensington Maple requires extended leadtimes. Model Affina II Recliner \$34

C.O.M. Requirements

C.O.M. yardage requirements listed above are based on plain goods 54" wide. If less than 54" wide or fabrics requiring matching (stripes, plaids, prints, large patterns), additional yardage will be needed. Consult C.O.M. matrix on the Ordering C.O.M. and C.O.L. page for additional yardage needed. For C.O.M. fabric sent to KI-High Point on multiple rolls, add an additional yard of fabric per roll to the yardage requirements.

C.O.L. Requirements

Figure 18 sq. ft. of leather (C.O.L.) for each yard shown (i.e., 4.75 x 18 = 85.5 sq. ft.).

Minimum Fabric/Leather Quantity

Minimum order for fabric is 1 yard. Minimum order for leather is 1 hide (approximately 50 sq. ft.).

SPECIAL SERVICES

Special Carton Marking

With specially marked information N/C

Shipping

Ships assembled, FOB High Point, NC 27263, freight prepaid. Freight class 250.

Specifications and prices are subject to change without prior notice.



1330 BELLEVUE STREET
GREEN BAY, WI 54302
800.424.2432 / KI.COM

KI is a trusted expert for furniture and wall systems around the globe.
USA | CANADA | MEXICO | UK | EUROPE | ASIA | MIDDLE EAST
© 2023 Krueger International, Inc. All Rights Reserved.