



ALTUS[®] SEATING

PRICE LIST

EFFECTIVE APRIL 1, 2026
800.424.2432



Ordering Customer's Own Material (C.O.M.) Upholstery	
Information	3

Altus®	
General Information	4
Technical Specifications	5
Product Color Options	6

Altus®	
Task Chair	7
Altus Slip Covers	8

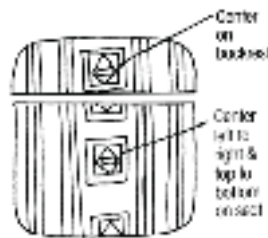


How to Specify

As a standard procedure, KI applies seating upholstery as swatched by the textile distributor. Reference distributor's website. Upholstery that is required to be applied differently than is swatched, will need a Product Modification Request written specifying the direction the upholstery is to be applied.

Seating upholstery requiring specific positioning of intricate patterns or patterns repeats on seats and backrests, will need a Product Modification Request written including a sketch noting the specific requirements, as in Diagram A.

Diagram A



When directional or patterned fabrics are used, they often require more yardage than solid colors.

C.O.M. must be supplied in continuous yardage.

C.O.M. yardage requirements accompanying products in the pricing section are for 10 chairs/seats or less, 54" wide nondirectional material. On larger orders, less material is required.

Leather hides must be a minimum of 50 square feet of usable material. The outer edges cannot be calculated as square feet or yardage. To determine square footage, multiply unit yardage by 18 square feet to obtain the total square footage required per unit.

For exact production yardage requirements, call 1-800-424-2432, ext. 2707.

Production

Customer's upholstery must be approved prior to acceptance for production.

C.O.M. not received into the appropriate facility 3 weeks prior to acknowledged delivery date may go on hold. See KI C.O.M. Shipping Location listing for the correct facility address by product.

Testing

When KI requires testing, actual yardage to upholster one chair may be required. The C.O.M. Specialist will confirm model and fabric testing requirements when applicable.

Approved test samples will be applied to the order or will be held for 6 months. After 6 months, the sample will no longer be applied to your order. For all product testing, send fabric samples to the manufacturing facility. See KI C.O.M. Shipping Location listing for the correct facility address by product.

All C.O.M. must be labeled with the KI product order number and customer purchase order number.

Treated Materials

If C.O.M. requires processing such as a stain resistance treatment or acrylic backing, it may shrink. To prevent delays in delivery or back ordering due to shrinkage, please have your processor verify measurement after processing and assure adequate yardage shipped.

Split Orders

If a portion of the shipment which does not require C.O.M. application is to be processed and shipped early, KI will enter the order immediately at your request. These split shipments are subject to minimum order changes.

Excess Upholstery Material

KI will dispose of excess upholstery material at the time of shipment unless expressly requested to return it with the product shipment.

Cancelled or Changed Orders

KI assumes no responsibility for extra C.O.M. due to a change of upholstery or cancellation of an order. If it the customer's responsibility to arrange for return of the material.

Contact the C.O.M. Specialist at 1-800-424-2432, ext. 2707, with questions or to request a split order.

C.O.M. SHIPPING LOCATION

<p>Architectural Walls</p> <p>Evoked.....MN Genius.....MN</p> <p>Casegoods</p> <p>Aristotle.....MN Likha.....MN</p> <p>Classroom Furniture</p> <p>Cogni.....GB Intellect Wave.....GB Learn2.....GB Ruckus.....GB</p> <p>Desking</p> <p>700 Series.....KP Balance.....MN Genesis.....MN True.....KP Universal.....MN WorkZone.....MN</p> <p>Files & Storage</p> <p>700 Series.....GB Connection.....BW U-Series.....GB Tattoo.....BW</p> <p>Fixed Seating</p> <p>Concerto.....BW Single Pedestal.....GB Jury Base.....GB Lancaster.....BW Sequence.....GB University.....GB</p>	<p>Panel Systems</p> <p>All Terrain.....KP Balance.....MN Universal.....MN Wireworks.....MN Unite.....MN</p> <p>Residence Hall Furniture</p> <p>RoomScope.....MN</p> <p>Screens</p> <p>All Terrain.....KP Connection Zone.....BW Tributaire.....BW True/Volition.....KP Genesis.....KP Tattoo.....MN Universal.....BW</p> <p>Seating</p> <p>600 Series.....BW Affina.....HN Altus.....GB Apply.....GB Calida.....HN Cascha.....VT Civara.....VT Clamber.....HN Cogni.....GB Diem.....OM Doni.....GB Gladly.....VQ Grazie.....GB Hub.....HN Impress.....OM</p>	<p>Impress Ultra.....OM</p> <p>Intellect Wave.....GB Jessa.....HN Jubilee.....VQ Katera.....GB Kurv Benches.....HN Learn2.....GB LimeLite.....GB Lyra.....HN Medical & Laboratory Stools.....OM MyPlace.....HN MyWay.....HN Oath.....GB Opt4.....GB Pilot.....OM Promenade.....BW Ruckus.....GB Sela.....HN Sift.....GB Signia.....OM Soltice Metal.....HN Soltice.....HN Sonrisa.....HN Strive.....GB Sway.....BW Tattoo.....HN Torsion-on-the-Go!.....GB Torsion Air.....GB Zeker.....HN Zentori.....VT Zoetry.....HN</p>
--	---	--



KI C.O.M. Manufacturing Site Addresses:

<p>BW KI Bonduel Attn: COM Storage 204 West South St. Bonduel, WI 54107</p>	<p>HN KI High Point Attn: COM Storage 217 Feld Avenue High Point, NC 27263</p>	<p>MN KI Manitowoc Attn: COM Storage 1400 S. 41st St. Manitowoc, WI 54220</p>	<p>VQ KI Attn: COM Fabrics 6892 Marlin Circle La Palma, CA 90623</p>
<p>GB KI Green Bay Attn: COM Storage 1687 Westminster Drive - Gate 3 Green Bay, WI 54302</p>	<p>KP KI Pembroke Attn: COM Storage 1000 Olympic Dr. Pembroke, Ontario K8A6X7</p>	<p>OM KI Attn: COM Storage 1110 S. Mildred Ave. Ontario, CA 91761</p>	<p>VT KI Attn: COM Storage 2803 South Taylor Drive Sheboygan, WI 53081</p>



Conference Loop Armchair (ALTCLA)



Fabric Task Armless Chair (ALTUNA)



Fabric Task Headrest
Adjustable Armchair (ALTUAA)

Features			
Back flex		•	•
Swivel and tilt	•		
Glides option	•		
General Dimensions			
Seat width	18-1/2"	18"	18"
Seat depth	17-1/4"	15-1/2" - 18"	15-1/2" - 18"
Seat height	16-1/4" - 19-1/2"	16-1/4" - 20-3/4"	16-1/4" - 20-3/4"
Arm height	8-3/4"		6-1/4" - 9-1/4"
Inside distance between arms	19-3/4"		19"
Overall Dimensions			
Width	24"	26"	26"
Depth	24"	26"	26"
Height	35-1/4" - 38-1/2"	39-1/2" - 44"	39-1/2" - 44"
Base diameter	24"	26"	26"



Mesh Task Armless Chair (ALTMNA)



Mesh Task Headrest
Adjustable Armchair (ALTMAA)



Mesh Task
Fixed T-Armchair (ALTMFA)

Features			
Back flex	•	•	•
Swivel only			
Glides			
General Dimensions			
Seat width	18"	18"	18"
Seat depth	17-1/4" - 19-3/4"	17-1/4" - 19-3/4"	17-1/4" - 19-3/4"
Seat height	17" - 21-3/4"	17" - 21-3/4"	17" - 21-3/4"
Arm height		7-1/4" - 9-1/4"	7-1/4"
Inside distance between arms		20"	20"
Overall Dimensions			
Width	26"	27"	27"
Depth	26"	26"	26"
Height	38-3/4" - 43-1/2"	38-3/4" - 43-1/2"	38-3/4" - 43-1/2"
Base diameter	26"	26"	26"

INFORMATION

C.O.M. Testing and Production Requirements

Not all materials are suitable for upholstering this product. A 1 yd. x 54" sample must be submitted and approved prior to acceptance of an order. If the fabric is directional in pattern or weave, the direction must be indicated on the submitted sample, and additional yardage may be requested.

Test samples must be sent to:

KI
Attn: C.O.M. Specialist
1687 Westminister Drive - Gate 3
Green Bay, WI 54302

C.O.M. Availability

C.O.M. is only offered on the Mesh Task Chair.

24/7

Altus Fabric Task and Mesh Task chairs can be used in 24/7 applications.

Fabric Disclaimer

Fabric will be applied as swatched by the fabric manufacturer. Fabric that is required to be applied differently than is swatched will need a Product Modification Request written specifying the direction the fabric is to be applied.

INFORMATION

Warranty

Refer to KI Terms & Conditions document or visit ki.com

Specifications

Altus® Mesh Task Chair

Mechanism

Reinforced plastic base on a cast aluminum housing with three control levers. One lever activates the pneumatic cylinder with infinite selection within the range. Standard seat height range adjusts from 17 to 21¾". A second lever controls the back tilt angle. The angle may be set at one of four settings and the back will tilt to the set point, or the control may be set so that the back will tilt to the maximum tilt angle. **A third lever adjusts the tilt force and is located at the side of the chair for ease of use.**

Backrest

A black reinforced plastic frame with mesh insert. Mesh (100% polyester) is available in six colors: Black, Champagne (matches Champagne Metallic paint color), Grass Green (matches Grass Green paint color), Grey (matches Torsion Air Grey mesh), Poppy Red (matches Poppy Red paint color), White (matches Opt4 White mesh). KI warrants mesh for 10 years.

Seat Slide

Seat depth is adjustable to one of five settings. Total seat travel is 2½".

Seat

High density plastic seat liner and polyurethane foam covered with a **replaceable fabric slip cover**. The fabric slip cover is attached to the seat with Velcro.

Base

Two 26" five blade base options are available, a reinforced black nylon base or a polished aluminum base.

Casters

The double 65mm diameter black wheels are molded of reinforced plastic. Carpet or hard floor casters are available.

Adjustable Arm

Black molded polyurethane arm cap is mounted to a reinforced plastic arm post. The arm cap has 2" of depth adjustment and 2" of height adjustment. The arm caps pivot to provide a 5¾" range between the arm caps from 16¾" to 22½".

Fixed T Arm

Black reinforced plastic arm.

Headrest

Upholstered in black faux leather. The headrest pad rotates forward or backward. Headrests are field-installed.

Adjustable Lumbar

Optional clear adjustable lumbar has two control levers. One adjusts the lumbar height and the other adjusts the lumbar depth. **The levers telescope and then retract for ease of use.**

Specifications

Altus® Fabric Task Chair

Mechanism

Reinforced plastic base on a cast aluminum housing with three control levers. One lever activates the pneumatic cylinder with infinite selection within the range. Standard seat height range adjusts from 16¼" to 20¾". A second lever controls the back tilt angle. The angle may be set at one of four settings and the back will tilt up to the set point, or the control may be set so that the back will tilt to the maximum tilt angle. **A third lever adjusts the tilt force and is located at the side of the chair for ease of use.**

Backrest

A flannel plastic back liner with polyurethane foam and a **replaceable fabric slip cover** attached to a black reinforced plastic frame. A plastic strip sewn to the edge of the fabric slip cover slides into a channel in the back liner.

Automatic Lumbar Support

To support the user's lumbar when reclining or sitting erect, the backrest slides on the rail of the rectangular black plastic frame. **As the backrest slides, the flannel plastic back liner compresses causing the back foam/fabric to bend toward the user, supporting the user's lumbar.**

Seat Slide

Seat depth is adjustable to one of five settings. Total seat travel is 2½".

Seat

High density plastic seat liner and polyurethane foam covered with a **replaceable fabric slip cover**. The fabric slip cover is attached to the seat with Velcro.

Base

Two 26" five blade base options are available, a reinforced black nylon base or a polished aluminum base.

Casters

The double wheel 65mm diameter black casters are molded of reinforced plastic. Carpet or hard floor casters are available.

Adjustable Arm

Black molded arm cap is mounted to a reinforced black plastic arm post. The arm cap is made of TPU (thermal polyurethane), a non-irritating, **recyclable material** which is soft to the touch. The arm cap has 2" of depth adjustment and 3" of height adjustment. The arm caps pivot to provide a 4" range between the arm caps from 17" to 21".

Headrest

Upholstered in black faux leather. Headrest adjusts vertically and forward or backward. Since it is connected to the backrest, which slides on the rail of the rectangular black plastic frame, **the headrest automatically maintains a supportive position as the user tilts back.** Headrests are field-installed.






Base Finish

Aluminum base	A
Black plastic base	P

Aluminum base requires an upcharge.

Mesh Color

Black	AMBL
Champagne	AMCM
Grey	AMGR

MODEL	Features	MODEL NUMBER								Approx. Packaged Weight	Delivered Pricing Fabric Grade A1	Delivered Pricing Grade A1 Leather	Delivered Pricing Fabric Grade 1 & C.O.M.	Delivered Pricing Fabric Grade 2	Delivered Pricing Fabric Grade 3	Delivered Pricing Vinyl Group 2V	Delivered Pricing Pallas Fabric Group P0	Delivered Pricing Pallas Fabric Group P1	Delivered Pricing Pallas Fabric Group P2	Delivered Pricing Pallas Fabric Group P3	Delivered Pricing Pallas Fabric Group P4	
		Basic Model	Base Finish	Cylinder Type	Base	Head-rest	Lumbar	Upholstery Color	Mesh Color													
 <p>Altus® Conference Chair</p> <ul style="list-style-type: none"> Optional auto-return cylinder 3 mesh backrest colors Seat height adjustment Swivel and tilt 	Loop Arm	ALTCLA	<input type="checkbox"/>	<input type="checkbox"/> <input type="checkbox"/> <input type="checkbox"/>	<input type="checkbox"/>			<input type="checkbox"/> <input type="checkbox"/> <input type="checkbox"/> <input type="checkbox"/>	<input type="checkbox"/> <input type="checkbox"/>	42.00#	\$ 839	\$ 1018	\$ 862	\$ 874	\$ 877	\$ 877	\$ 888	\$ 926	\$ 940	\$ 962	\$ 980	
<p>ALTC</p>  <p>Altus® Fabric Task Chair</p> <ul style="list-style-type: none"> Flex back Automatic lumbar support 	No Arm	ALTUNA	<input type="checkbox"/>		<input type="checkbox"/>	<input type="checkbox"/> <input type="checkbox"/> <input type="checkbox"/>		<input type="checkbox"/> <input type="checkbox"/> <input type="checkbox"/> <input type="checkbox"/>	<input type="checkbox"/> <input type="checkbox"/>	64.00#	\$ 1333	\$ 1768										
	Adjustable Arm	ALTUAA	<input type="checkbox"/>		<input type="checkbox"/>	<input type="checkbox"/> <input type="checkbox"/> <input type="checkbox"/>		<input type="checkbox"/> <input type="checkbox"/> <input type="checkbox"/> <input type="checkbox"/>	<input type="checkbox"/> <input type="checkbox"/>	64.00#	1348	1783										
<p>ALTU</p>  <p>Altus® Mesh Task Chair</p> <ul style="list-style-type: none"> 3 mesh backrest colors Flex back Mesh pocket for lumbar support 	No Arm	ALTMNA	<input type="checkbox"/>		<input type="checkbox"/>	<input type="checkbox"/> <input type="checkbox"/> <input type="checkbox"/> <input type="checkbox"/>	<input type="checkbox"/> <input type="checkbox"/>	<input type="checkbox"/> <input type="checkbox"/> <input type="checkbox"/> <input type="checkbox"/>	<input type="checkbox"/> <input type="checkbox"/>	54.00#	\$ 1426	\$ 1604	\$ 1506	\$ 1526	\$ 1532	\$ 1532	\$ 1551	\$ 1621	\$ 1645	\$ 1682	\$ 1714	
	Adjustable Arm	ALTMAA	<input type="checkbox"/>		<input type="checkbox"/>	<input type="checkbox"/> <input type="checkbox"/> <input type="checkbox"/> <input type="checkbox"/>	<input type="checkbox"/> <input type="checkbox"/>	<input type="checkbox"/> <input type="checkbox"/> <input type="checkbox"/> <input type="checkbox"/>	<input type="checkbox"/> <input type="checkbox"/>	54.00#	1444	1621	1526	1540	1548	1548	1570	1637	1664	1699	1730	
	Fixed T-Arm	ALTMFA	<input type="checkbox"/>		<input type="checkbox"/>	<input type="checkbox"/> <input type="checkbox"/> <input type="checkbox"/> <input type="checkbox"/>	<input type="checkbox"/> <input type="checkbox"/>	<input type="checkbox"/> <input type="checkbox"/> <input type="checkbox"/> <input type="checkbox"/>	<input type="checkbox"/> <input type="checkbox"/>	54.00#	1432	1613	1518	1532	1540	1540	1561	1630	1655	1690	1720	
<p>ALTM</p>																						

A **B** **C** **D** **E** **F** **G** **H**

HOW TO ORDER

- Indicate the following information on order form:
- Quantity of each item.
 - Model number, including options. See "How To Build a Model Number".
 - Any special service required.

Note:

- The indicates that a choice is required.
- The absence of the indicates that no choice is required.
- Alpha-numeric characters in place of indicate that no other alternatives are available.

HOW TO BUILD A MODEL NUMBER

- A** Select basic model.
- B** Select base finish.
- P** - Black plastic base
- A** - Aluminum base; add \$253
- C** Select cylinder type.
- STD** - Standard cylinder
- AR** - Auto return cylinder; add \$162
- D** Select base option.
- G** - Glides (conference only); add \$45
- C** - Carpet casters
- S** - Hard floor casters; add \$69
- Glides are only used on the Conference Chair.
- E** Select headrest.
- NHR** - No headrest
- HR** - Headrest; add \$154
- F** Select lumbar support.
- NLS** - No lumbar support
- LS** - Lumbar support; add \$137

G Select upholstery color.
Refer to ki.com/fabrics

H Select mesh color.
Refer to ki.com/fabrics

UPHOLSTERY INFORMATION

C.O.M. Upholstery (Mesh Task Chair)
C.O.M. requirement for less than ten chairs is 1 yard of 54" wide nondirectional fabric. For ten or more chairs with an upholstered seat and back, the requirement is 3/4 yards. For an upholstered seat only, the requirement is 1/2 yards. For complete information on ordering C.O.M. see "Ordering Customer's Own Material (C.O.M) Upholstery." section.

SPECIAL SERVICES

Special Carton Marking

With specially marked information N/C

Shipping

Ships **assembled, FOB Green Bay, WI 54302, freight prepaid.** Freight class 125.

Specifications and prices are subject to change without prior notice.

	MODEL	MODEL NUMBER		Approx. Packaged Weight	Delivered Pricing Fabric Grade A1	Delivered Pricing Grade A1 Leather	Delivered Pricing Fabric Grade 1 & C.O.M.	Delivered Pricing Fabric Grade 2	Delivered Pricing Fabric Grade 3	Delivered Pricing Vinyl Group 2V	Delivered Pricing Pallas Fabric Group P0	Delivered Pricing Pallas Fabric Group P1	Delivered Pricing Pallas Fabric Group P2	Delivered Pricing Pallas Fabric Group P3	Delivered Pricing Pallas Fabric Group P4
		Basic Model	Upholstery Color												
ALTSC	Conference Chair - Entire Seat • With foam and upholstery	ALTC.SC.S	□□□□	0.90#	\$ 69	\$ 246	\$ 257	\$ 264	\$ 283	\$ 283	\$ 333	\$ 347	\$ 368	\$ 391	\$ 427
ALTSC	Fabric Task Chair - Back Slip Cover	ALTU.SC.B	□□□□	0.90#	\$ 69	\$ 246									
ALTSC	Fabric Task Chair - Seat Slip Cover	ALTU.SC.S	□□□□	1.00#	\$ 69	\$ 246									
ALTSC	Mesh Task Chair - Seat Slip Cover	ALTM.SC.S	□□□□	0.90#	\$ 69	\$ 246	\$ 85	\$ 101	\$ 118	\$ 118	\$ 136	\$ 204	\$ 218	\$ 241	\$ 253

A

B

HOW TO ORDER

Indicate the following information on order form:

- Quantity of each item.
- Model number, including options. See "How To Build a Model Number".
- Any special service required.

Note: • The indicates that a choice is required.

- The absence of the indicates that no choice is required.
- Alpha-numeric characters in place of indicate that no other alternatives are available.

HOW TO BUILD A MODEL NUMBER

A Select basic model.

B Select upholstery color.
Refer to ki.com/fabrics**UPHOLSTERY INFORMATION****C.O.M. Upholstery (Mesh Task Chair)**

C.O.M. requirement for less than ten chairs is 1 yard of 54" wide nondirectional fabric. For ten or more chairs with an upholstered seat and back, the requirement is 3/4 yards. For an upholstered seat only, the requirement is 1/2 yards. For complete information on ordering C.O.M. see "Ordering Customer's Own Material (C.O.M) Upholstery." section.

SPECIAL SERVICES**Special Carton Marking**

With specially marked information N/C

Shipping

Ships assembled, FOB Green Bay, WI 54302, freight prepaid. Freight class 125.

Specifications and prices are subject to change without prior notice.



1330 BELLEVUE STREET
GREEN BAY, WI 54302
800.424.2432 / KI.COM

KI is a trusted expert for furniture and wall systems around the globe.
USA | CANADA | MEXICO | UK | EUROPE | ASIA | MIDDLE EAST
© 2026 Krueger International, Inc. All Rights Reserved.