



APPLY[®]
SEATING

PRICE LIST

EFFECTIVE APRIL 2, 2026
800.424.2432



Ordering Customer's Own Material (C.O.M.) Upholstery

Information	3
-------------	---

Apply® Stack Seating

General Information	4
Product Color Options	6
Chairs	7
Dolly	8
Cafe Stools	9

Apply® Task Seating

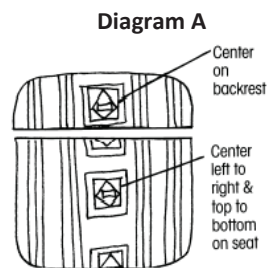
General Information	10
Product Color Options	12
Task Chair	13
Task Stool	14



How to Specify

As a standard procedure, KI applies seating upholstery as swatched by the textile distributor. Reference distributor's website. Upholstery that is required to be applied differently than is swatched, will need a Product Modification Request written specifying the direction the upholstery is to be applied.

Seating upholstery requiring specific positioning of intricate patterns or patterns repeats on seats and backrests, will need a Product Modification Request written including a sketch noting the specific requirements, as in Diagram A.



When directional or patterned fabrics are used, they often require more yardage than solid colors.

C.O.M. must be supplied in continuous yardage.

C.O.M. yardage requirements accompanying products in the pricing section are for 10 chairs/seats or less, 54" wide nondirectional material. On larger orders, less material is required.

Leather hides must be a minimum of 50 square feet of usable material. The outer edges cannot be calculated as square feet or yardage. To determine square footage, multiply unit yardage by 18 square feet to obtain the total square footage required per unit.

For exact production yardage requirements, call 1-800-424-2432, ext. 2707.

Production

Customer's upholstery must be approved prior to acceptance for production.

C.O.M. not received into the appropriate facility 3 weeks prior to acknowledged delivery date may go on hold. See KI C.O.M. Shipping Location listing for the correct facility address by product.

Testing

When KI requires testing, actual yardage to upholster one chair may be required. The C.O.M. Specialist will confirm model and fabric testing requirements when applicable.

Approved test samples will be applied to the order or will be held for 6 months. After 6 months, the sample will no longer be applied to your order. For all product testing, send fabric samples to the manufacturing facility. See KI C.O.M. Shipping Location listing for the correct facility address by product.

All C.O.M. must be labeled with the KI product order number and customer purchase order number.

Treated Materials

If C.O.M. requires processing such as a stain resistance treatment or acrylic backing, it may shrink. To prevent delays in delivery or back ordering due to shrinkage, please have your processor verify measurement after processing and assure adequate yardage shipped.

Split Orders

If a portion of the shipment which does not require C.O.M. application is to be processed and shipped early, KI will enter the order immediately at your request. These split shipments are subject to minimum order changes.

Excess Upholstery Material

KI will dispose of excess upholstery material at the time of shipment unless expressly requested to return it with the product shipment.

Cancelled or Changed Orders

KI assumes no responsibility for extra C.O.M. due to a change of upholstery or cancellation of an order. If it the customer's responsibility to arrange for return of the material.

Contact the C.O.M. Specialist at 1-800-424-2432, ext. 2707, with questions or to request a split order.

C.O.M. SHIPPING LOCATION

<p>Architectural Walls</p> <p>Evoked..... MN</p> <p>Genius..... MN</p> <p>Casegoods</p> <p>Aristotle.....MN</p> <p>Likha.....MN</p> <p>Classroom Furniture</p> <p>Cogni GB</p> <p>Intellect Wave GB</p> <p>Learn2.....GB</p> <p>Ruckus..... GB</p> <p>Desking</p> <p>700 Series KP</p> <p>Balance MN</p> <p>Genesis MN</p> <p>True KP</p> <p>Universal MN</p> <p>WorkZone MN</p> <p>Files & Storage</p> <p>700 Series..... GB</p> <p>ConnectionBW</p> <p>U-Series GB</p> <p>Tattoo.....BW</p> <p>Fixed Seating</p> <p>Concerto.....BW</p> <p>Single Pedestal GB</p> <p>Jury Base GB</p> <p>Lancaster.....BW</p> <p>Sequence GB</p> <p>University GB</p>	<p>Panel Systems</p> <p>All Terrain..... KP</p> <p>Balance MN</p> <p>Universal MN</p> <p>Wireworks MN</p> <p>Unite..... MN</p> <p>Residence Hall Furniture</p> <p>RoomScape MN</p> <p>Screens</p> <p>All Terrain..... KP</p> <p>Connection Zone..... BW</p> <p>Tributaire..... BW</p> <p>True/Volition KP</p> <p>Genesis..... KP</p> <p>Tattoo..... MN</p> <p>Universal..... BW</p> <p>Seating</p> <p>600 Series..... BW</p> <p>Affina HN</p> <p>Altus GB</p> <p>Apply GB</p> <p>Calida HN</p> <p>Cascha VT</p> <p>Civara VT</p> <p>Clamber HN</p> <p>Cogni GB</p> <p>Diem OM</p> <p>Doni GB</p> <p>Gladly VQ</p> <p>Grazie GB</p> <p>Hub HN</p> <p>Impress OM</p>	<p>Impress Ultra OM</p> <p>Intellect Wave GB</p> <p>Jessa HN</p> <p>Jubilee VQ</p> <p>Katera..... GB</p> <p>Kurv Benches..... HN</p> <p>Learn2..... GB</p> <p>LimeLite..... GB</p> <p>Lyra HN</p> <p>Medical & Laboratory Stools..... OM</p> <p>MyPlace HN</p> <p>MyWay HN</p> <p>Oath GB</p> <p>Opt4 GB</p> <p>Pilot OM</p> <p>Promenade..... BW</p> <p>Ruckus..... GB</p> <p>Sela HN</p> <p>Sift GB</p> <p>Signia..... OM</p> <p>Soltice Metal HN</p> <p>Soltice..... HN</p> <p>Sonrisa HN</p> <p>Strive GB</p> <p>Sway BW</p> <p>Tattoo..... HN</p> <p>Torsion-on-the-Go!..... GB</p> <p>Torsion Air GB</p> <p>Zeker HN</p> <p>Zentori VT</p> <p>Zoetry HN</p>
---	--	--

KI C.O.M. Manufacturing Site Addresses:

<p>BW</p> <p>KI Bonduel</p> <p>Attn: COM Storage</p> <p>204 West South St.</p> <p>Bonduel, WI 54107</p>	<p>HN</p> <p>KI High Point</p> <p>Attn: COM Storage</p> <p>217 Feld Avenue</p> <p>High Point, NC 27263</p>	<p>MN</p> <p>KI Manitowoc</p> <p>Attn: COM Storage</p> <p>1400 S. 41st St.</p> <p>Manitowoc, WI 54220</p>	<p>VQ</p> <p>KI</p> <p>Attn: COM Fabrics</p> <p>6892 Marlin Circle</p> <p>La Palma, CA 90623</p>
<p>GB</p> <p>KI Green Bay</p> <p>Attn: COM Storage</p> <p>1687 Westminster Drive - Gate 3</p> <p>Green Bay, WI 54302</p>	<p>KP</p> <p>KI Pembroke</p> <p>Attn: COM Storage</p> <p>1000 Olympic Dr.</p> <p>Pembroke, Ontario K8A6X7</p>	<p>OM</p> <p>KI</p> <p>Attn: COM Storage</p> <p>1110 S. Mildred Ave.</p> <p>Ontario, CA 91761</p>	<p>VT</p> <p>KI</p> <p>Attn: COM Storage</p> <p>2803 South Taylor Drive</p> <p>Sheboygan, WI 53081</p>



**Four-Leg Chair
(ALNAU)**



**Sled Base Chair
(ASNAU)**



**High Back Cafe Stool
24" or 30" Seat Height
(ALHSP)**




**Low Back Cafe Stool
24" or 30" Seat Height
(ALLSP)**

**Transport Dolly
(ACD.BL)**


Features					
Stackable	•	•			
Molded plywood, optional upholstered seat pad	•	•	•	•	
300 lb tested	•	•	•	•	
General Dimensions					
Seat width	17-1/2"	17-1/2"	17-1/2"	17-1/2"	
Seat depth	17-3/8"	17-3/8"	17-3/8"	17-3/8"	
Seat height (upholstered add 1/2")	17-1/2"	17-1/2"	24" Model: 23-3/4" 30" Model: 29-3/4"	24" Model: 23-3/4" 30" Model: 29-3/4"	
Overall Dimensions					
Width	20-1/4"	20"	24" Model: 17-3/4" 30" Model: 18-3/4"	24" Model: 17-3/4" 30" Model: 18-3/4"	21-1/4"
Depth	25 1/4"	24 3/4"	24" Model: 22-1/2" 30" Model: 23-3/4"	24" Model: 22-1/2" 30" Model: 23-3/4"	29"
Height	32-1/2"	32-1/2"	24" Model: 38-3/8" 30" Model: 44-3/8"	24" Model: 30" 30" Model: 36"	15-1/2"
Stacking on Dolly					
Width	20-1/4"	20-1/4"			
Depth	43"	43"			
Quantity/height (plywood)	15 Chairs/63-1/4" High	15 Chairs/63-1/4" High			
Quantity/height (upholstered)	6 Chairs/48" High	6 Chairs/48" High			
Stacking on Floor					
Width	20-1/4"	20"			
Depth	32-1/2"	32"			
Quantity/height (plywood)	6 Chairs/43" High	6 Chairs/43" High			
Quantity/height (upholstered)	6 Chairs/45-1/2" High	6 Chairs/45-1/2" High			

STATEMENT OF LINE


All models are available with woodgrain or solid color laminate shells - optional upholstered seat.




ALNAP



ASNAP



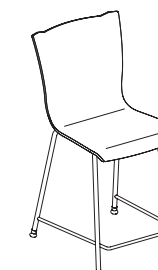
ALLSP



ALLSP



ALHSP



ALHSP

INFORMATION

C.O.M. Testing and Production Requirements

Not all materials are suitable for upholstering this product. A 1 yd. x 54" sample must be submitted and approved prior to acceptance of an order. Upholstered only and cushioned/upholstered chairs must be tested separately. If the fabric is directional in pattern or weave, the direction must be indicated on the submitted sample, and additional yardage may be requested. Customer's own vinyl cannot be used on this product.

Test samples must be sent to:

KI
Attn: C.O.M. Specialist
1687 Westminster Drive - Gate 3
Green Bay, WI 54302

Fabric Disclaimer

Fabric will be applied as swatched by the fabric manufacturer. Fabric that is required to be applied differently than is swatched will need a Modified Product Request written specifying the direction the fabric is to be applied.

Stacking Vinyl, Polyurethane, and Imitation Leather Upholstered Chairs

If stacking frequently and for long periods of time, it is recommended that upholstery other than vinyl, polyurethane or imitation leather be used to avoid impressions in the seat cushion. KI does not warrant the effects of stacking on stock or COM vinyl, polyurethane or imitation leather upholstery.

INFORMATION

Warranty

Refer to KI Terms & Conditions document or visit ki.com

PRODUCT SPECIFICATIONS

Shell

One-piece contoured wood shell is constructed of formed plywood, .460"-.480" thick, 7-ply Maple and Poplar construction. The mold-formed seat and back provide for comfort and strength. Top/bottom and front/back surfaces are vertical grade postforming, product type 335, high-pressure laminate thickness of .028". Standard finish is #38 or #60 with a sanded edge with tung oil finish. The wood shell is supported by four plywood circular disks and 1/4"-20 T-nuts bonded with construction-grade adhesive and fastened to a variety of base structures with four 1/4"-20 x 1/2" thread-locking screws. The chair perimeter is designed such that it provides a feature to support backpacks or courier bags. Shells are available in wood grain laminates or solid laminates. Café stools are available with high-back shell or low-back shell. See color addendum for details.

Optional Upholstered Seat

As an option, shells may be equipped with an upholstered seat pad. Urethane foam is attached to a formed poly upholstery liner, then upholstered using a drawstring process. The foam is a nominal 1/2" thickness. The pad assembly is attached to the shell using #10-24 screws, engaging the plastic bosses in the liner. Upholstery is available in most KI in-grades, Pallas, or COM/KOM. See color addendum for details.

Frames

Legs are formed from 3/4" O.D. by 13-gauge tubular steel. Sled bases are formed from 3/4" O.D. by 14-gauge tubular steel. The seat plate is formed from 12-gauge steel and reinforced with 7/16" diameter wire crossmembers. All joints are welded. The frames are finished in either baked-on electrostatically-applied 30 degree gloss epoxy powder-coat paint, or bright nickel-chrome plating. An injection-molded polypropylene shroud finishes the underside of the assembly, and provides a contoured surface for stacking. Sled base or 4-leg chairs stack 6-high on the floor.

Café Stool

Café stools are available in nominal 24" and 30" seat heights and are not stackable. Legs are formed from 3/4" O.D. by 13-gauge tubular steel. The seat plate is formed from 12-gauge steel and reinforced with 7/16" diameter wire crossmembers. All joints are welded. The frames are finished in either baked-on electrostatically-applied 30 degree gloss epoxy powder-coat paint, or bright nickel-chrome plating. An injection-molded polypropylene shroud finishes the underside of the assembly. Stool frames have an added foot ring made of 1/2" diameter steel wire.

Glides

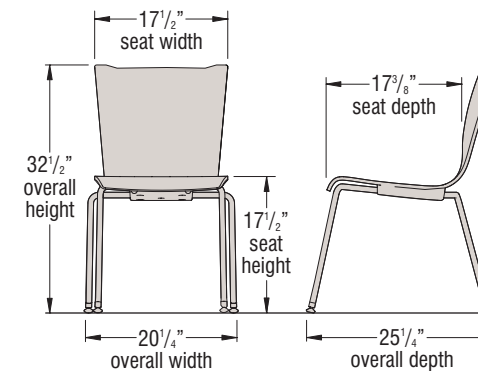
4-leg chairs are equipped with swivel glides with a stainless steel contact surface. Standard sled-base chairs have no glides, but optional glides may be ordered. The optional glides are attached to the sled tube using screws and are available in black nylon, natural nylon, non-skid, or capped in stainless steel.

Transport Dolly

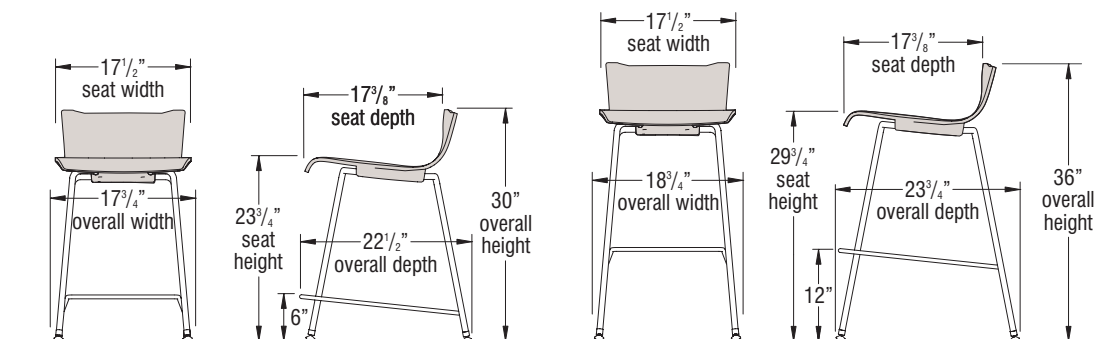
Frame construction is welded tubular steel with black powder-coat finish and 5" wheels (two swivel and two fixed). The dolly fits 4-leg or sled-base chairs and has a capacity of fifteen wood chairs or six upholstered.

DIMENSIONS

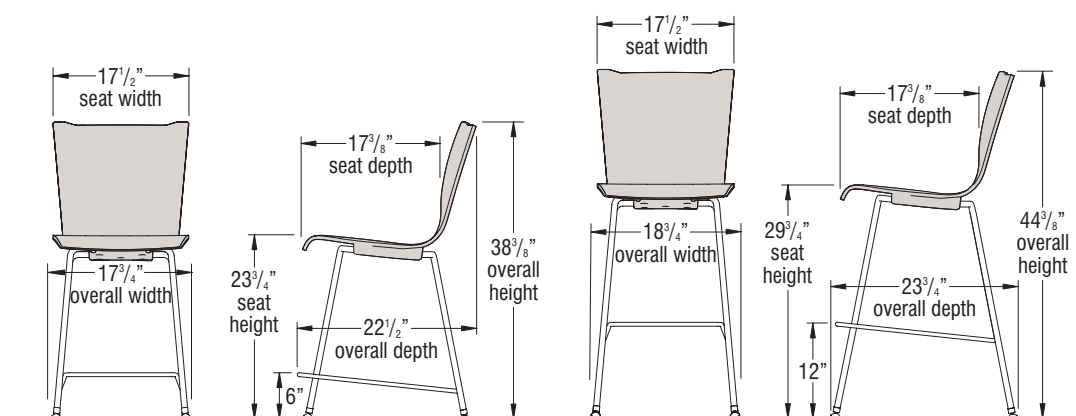
Apply 4-Leg Armless Chair



Apply 4-Leg Low Back Armless Café Stool



Apply 4-Leg High Back Armless Café Stool





Frame Color

Black	BL	Sterling Ash	SLAZ
Blue Grey	GR	White Sand	SLWN
Bronze Metallic	ZM	Windsor Mahogany	SLWY
Cayenne	CY		
Champagne Metallic	CM		
Chrome	CH		
Cool Grey	CG		
Cottonwood	CO		
Earthen Clay	EY		
Espresso Metallic	EX		
Everglade Shade	EV		
Flannel	FN		
Glitz Metallic	GZ		
Hazy Jade	HJ		
Honey Bee	HY		
Light Tone	LG		
Mardi Gras	MG		
Misty Brown	MY		
Nemo	NE		
Nordic	ND		
Poppy Red	PR		
Purple Haze	PH		
Rainforest	RQ		
Raw Jasper	RJ		
Rubber Ducky	RK		
Sand	SA		
Sky Blue	SK		
Starlight Silver Metallic	SX		
Surf's Up	SP		
Tarragon	TQ		
Twilight Shadow	TI		
Ultra Blue	UB		
Warm Grey	WG		
Zesty Lime	ZL		

Laminate Color - Shell

Beigewood	SLBZ
Belair	SLBQ
Black	SLBK
Cherry Storm	SLCX
Cocobala	SLCC
Designer White	SLDR
Dove Grey	SLDG
Florence Walnut	SLFC
Friston Ash	SLFH
Frosty White	SLFW
Grey	SLGE
Hollyberry	SLHY
Island	SLID
Italian Silver Ash	SLIT
Kensington Maple	SLKM
Lapis Blue	SLLB
Monticello Maple	SLMT
North Sea	SLNA
Ocean	SLON
Pinnacle Walnut	SLPW
River Cherry	SLRY

Finish Cards

View color swatches for items listed within this document.

[Paints](#)

[Wood/Veneer](#)

[Molded Edges](#)

[Hard Plastics](#)

[Plastics/Poly](#)


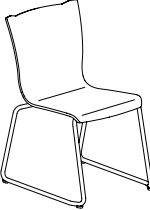
[Laminates](#)

[Edge Styles](#)

[Glass](#)

Certain options referenced may not be available on GSA Schedule.



MODEL	Features	MODEL NUMBER						Approx. Packaged Weight	Delivered Pricing Unupholstered	Delivered Pricing Fabric Grade 1 & C.O.M.	Delivered Pricing Fabric Grade 2	Delivered Pricing Fabric Grade 3	Delivered Pricing Vinyl Group 2V	Delivered Pricing Pallas Fabric Group P0	Delivered Pricing Pallas Fabric Group P1	Delivered Pricing Pallas Fabric Group P2	Delivered Pricing Pallas Fabric Group P3	Delivered Pricing Pallas Fabric Group P4
		Basic Model	Frame Color	Shell Color	Upholstery Color	Glide (4-Leg)	Glide (Sled Base)											
 ALP ALU Four-Leg Armless Chair • Wood laminate shell • Woodgrain and solid laminate options • Tested to 300 pounds and BIFMA standards	Laminate Shell	ALNAP	<input type="checkbox"/>	<input type="checkbox"/>		<input type="checkbox"/>	20.00#	\$ 498										
	Upholstered Seat Pad	ALNAU	<input type="checkbox"/>	<input type="checkbox"/>	<input type="checkbox"/>	<input type="checkbox"/>	<input type="checkbox"/>	20.00#	N/A	679	684	706	706	708	731	801	828	867
 ASP ASU Sled Base Armless Chair • Wood laminate shell • Woodgrain and solid laminate options • Tested to 300 pounds and BIFMA standards	Laminate Shell	ASNAP	<input type="checkbox"/>	<input type="checkbox"/>		<input type="checkbox"/>	20.00#	\$ 514										
	Upholstered Seat Pad	ASNAU	<input type="checkbox"/>	<input type="checkbox"/>	<input type="checkbox"/>	<input type="checkbox"/>	20.00#	N/A	693	699	719	719	723	745	814	841	881	

A **B** **C** **D** **E** **F**

HOW TO ORDER

Indicate the following information on order form:
 1. Quantity of each item.
 2. Model number, including options. See "How To Build a Model Number".
 3. Any special service required.

Note: • The indicates that a choice is required.
 • The absence of the indicates that no choice is required.
 • Alpha-numeric characters in place of indicate that no other alternatives are available.

HOW TO BUILD A MODEL NUMBER **GSS** - Steel glide

- A** Select basic model.
- B** Select frame color. Refer to the **Product Color Options** page in this price list.
- C** Select laminate shell color. Refer to the **Product Color Options** page in this price list.
- D** Select upholstery grade/color. Refer to ki.com/fabrics
- E** Select 4-leg base glide option.
 - F** - Felt Glides
 - N** - Nylon glides
 - S** - Steel glides
- F** Select sled base glide option.
 - GFT** - Felt glides
 - GNG** - No glides
 - GNM** - Non-marring glides
 - GNS** - Non-skid glides

UPHOLSTERY INFORMATION

C.O.M. Upholstery
 C.O.M. requirement for 10 chairs or less with upholstered seat is .3 yard per chair of 54" wide nondirectional fabric. For orders of 11 or more with upholstered seat and back and for complete information on ordering C.O.M. see "Ordering Customer's Own Material (C.O.M) Upholstery." section.

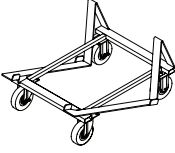
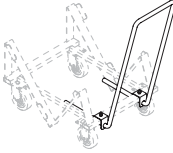
SPECIAL SERVICES

Special Carton Marking
 With specially marked information N/C

Shipping
 Ships **assembled, FOB Green Bay, WI 54302, freight prepaid.** Freight class 125.

Specifications and prices are subject to change without prior notice.



MODEL	MODEL NUMBER		Approx. Packaged Weight	Delivered Pricing
	Basic Model			
 <p>Transport Dolly</p> <ul style="list-style-type: none"> • Easy maneuverability with 5" casters; two fixed, two swivel • Black powder-coated finish • For 4-leg or sled-base chairs 	ACD.BL		32.00#	\$ 572
APA01				
 <p>Universal Dolly Handle</p> <ul style="list-style-type: none"> • Field installable • Provides convenient handle for relocating dolly when empty or loaded • Overall dolly height with handle is 37" 	UDH.BL		9.00#	\$ 210
AC800				

A

HOW TO ORDER

- Indicate the following information on order form:
1. Quantity of each item.
 2. Model number, including options. See "How To Build a Model Number".
 3. Any special service required.

- Note:
- The indicates that a choice is required.
 - The absence of the indicates that no choice is required.
 - Alpha-numeric characters in place of indicate that no other alternatives are available.

HOW TO BUILD A MODEL NUMBER

- A** Select basic model.

SPECIAL SERVICES

Special Carton Marking

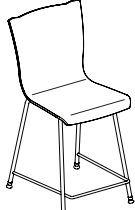

With specially marked information N/C

Shipping

Ships assembled, FOB Green Bay, WI 54302, freight prepaid. Freight class 125.

Specifications and prices are subject to change without prior notice.



MODEL	Features	MODEL NUMBER						Approx. Packaged Weight	Delivered Pricing Unupholstered	Delivered Pricing Fabric Grade 1 & C.O.M.	Delivered Pricing Fabric Grade 2	Delivered Pricing Fabric Grade 3	Delivered Pricing Vinyl Group 2V	Delivered Pricing Pallas Fabric Group P0	Delivered Pricing Pallas Fabric Group P1	Delivered Pricing Pallas Fabric Group P2	Delivered Pricing Pallas Fabric Group P3	Delivered Pricing Pallas Fabric Group P4	
		Basic Model	Seat Height	Frame Color	Shell Color	Upholstery Color	Glides												
 24" Shown ALHSP ALHSU	Four-Leg High Back Armless Cafe Stool • Wood laminate shell • Woodgrain and solid laminate options • Two seat heights (24" & 30") • Tested to 300 pounds and BIFMA standards	Laminate Shell	ALHSNAP	<input type="checkbox"/>	<input type="checkbox"/>	<input type="checkbox"/>													
		Upholstered Seat Pad	ALHSNAU	<input type="checkbox"/>	<input type="checkbox"/>	<input type="checkbox"/>	<input type="checkbox"/>	<input type="checkbox"/>	32.00#	\$ 741	N/A	924	930	958	958	981	1003	1046	1073
 24" Shown ALLSP ALLSU	Four-Leg Low Back Armless Cafe Stool • Wood laminate shell • Woodgrain and solid laminate options • Two seat heights (24" & 30") • Tested to 300 pounds and BIFMA standards	Laminate Shell	ALLSNAP	<input type="checkbox"/>	<input type="checkbox"/>	<input type="checkbox"/>													
		Upholstered Seat Pad	ALLSNAU	<input type="checkbox"/>	<input type="checkbox"/>	<input type="checkbox"/>	<input type="checkbox"/>	<input type="checkbox"/>	31.00#	\$ 727	N/A	910	915	945	945	965	988	1031	1058
			A	B	C	D	E	F											

HOW TO ORDER

- Indicate the following information on order form:
- Quantity of each item.
 - Model number, including options. See "How To Build a Model Number".
 - Any special service required.

Note: • The indicates that a choice is required.
 • The absence of the indicates that no choice is required.
 • Alpha-numeric characters in place of indicate that no other alternatives are available.

HOW TO BUILD A MODEL NUMBER

- A** Select basic model.
- B** Select seat height.

24	- 24" seat height
30	- 30" seat height
- C** Select frame color.
Refer to the **Product Color Options** page in this price list.
- D** Select laminate shell color.
Refer to the **Product Color Options** page in this price list.
- E** Select upholstery grade/color.
Refer to ki.com/fabrics
- F** Select glide option.

F	- Felt Glides
N	- Nylon glides
S	- Steel glides

UPHOLSTERY INFORMATION

C.O.M. Upholstery
 C.O.M. requirement for 10 chairs or less with upholstered seat is .3 yard per chair of 54" wide nondirectional fabric. For orders of 11 or more with upholstered seat and back and for complete information on ordering C.O.M. see "Ordering Customer's Own Material (C.O.M) Upholstery." section.

SPECIAL SERVICES

Special Carton Marking

With specially marked information N/C

Shipping
 Ships assembled, FOB Green Bay, WI 54302, freight prepaid. Freight class 125.

Specifications and prices are subject to change without prior notice.



**Task Chair
(APDNAP)**



**Task Stool
(APSNAP)**

Features		
Molded plywood, optional upholstered seat pad	•	•
300 lb tested	•	•
General Dimensions		
Seat width	17-1/2"	17-1/2"
Seat depth	17-3/8"	17-3/8"
Seat height (upholstered add 1/2")	17-1/2" - 22-1/2"	22-1/2" - 32-3/4"
Overall Dimensions		
Width	27-1/2"	27-1/2"
Depth	27-1/2"	27-1/2"
Height	32-1/2" - 37-1/2"	35-1/2" - 43"

INFORMATION

C.O.M. Testing and Production Requirements

Not all materials are suitable for upholstering this product. A 1 yd. x 54" sample must be submitted and approved prior to acceptance of an order. Upholstered only and cushioned/upholstered chairs must be tested separately. If the fabric is directional in pattern or weave, the direction must be indicated on the submitted sample, and additional yardage may be requested. Customer's own vinyl cannot be used on this product.

Test samples must be sent to:

KI
Attn: C.O.M. Specialist
1687 Westminister Drive - Gate 3
Green Bay, WI 54302

Fabric Disclaimer

Fabric will be applied as swatched by the fabric manufacturer. Fabric that is required to be applied differently than is swatched will need a Modified Product Request written specifying the direction the fabric is to be applied.

INFORMATION

Warranty

Refer to KI Terms & Conditions document or visit ki.com

TECHNICAL SPECIFICATIONS

Shell

One-piece contoured wood shell is constructed of formed plywood, .460"-.480" thick, 7-ply Maple and Poplar construction. The mold-formed seat and back provide for comfort and strength. Top/bottom and front/back surfaces are vertical grade postforming, product type 335, high-pressure laminate thickness of .028". Standard finish is #38 or #60 with a sanded edge and tung oil finish. The wood shell is supported by four plywood circular disks and 1/4-20 T-nuts bonded with construction-grade adhesive and fastened to a variety of base structures with four 1/4-20 x 1/2" thread-locking screws. The chair perimeter is designed such that it provides a feature to support backpacks or courier bags. Shells are available in wood grain laminates or solid laminates. See color addendum for details.

Optional Upholstered Seat

Urethane foam is attached to a formed plywood upholstery liner, then upholstered using a drawstring process. The foam is a nominal 1/2" thickness. The pad assembly is attached to the shell using #10-24 screws, engaging the plastic bosses in the liner. Upholstery is available in most KI in-grades, Pallas, or COM/KOM. See color addendum for details.

Underseat Structure

The shell is attached to an 11-gauge steel seat spider and cast aluminum height-adjust control.

Base

The 5-blade base is injection-molded glass-reinforced nylon. A single paddle under the seat operates the height-adjusting pneumatic cylinder.

Stool Base

Stools are equipped with an 18" diameter, adjustable-height foot ring made of die-cast aluminum with a chrome-plated tubular steel ring and black "spokes."

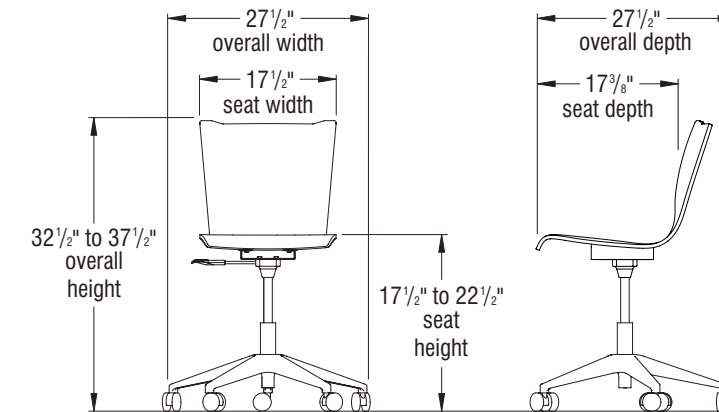
Casters

Casters are double-wheel high-impact thermoplastic, available with hard or soft wheel surface. Casters, base, and cylinder are available in black.

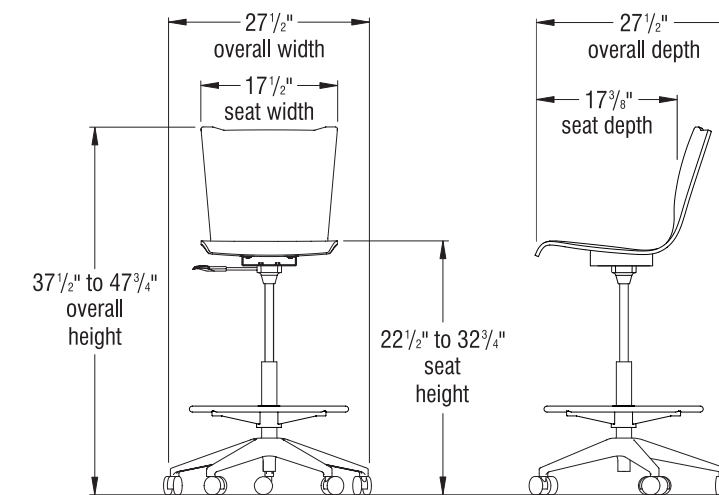
Foot Ring

Task stools are equipped with a twist-to-lock, adjustable-height, 20" diameter chrome-plated steel foot ring with black, die-cast aluminum hub and spokes.

Apply Armless Task Chair



Apply Armless Task Stool



STATEMENT OF LINE



APDNAP

APSNAP



Base Finish

Black	BL
Polished Aluminum	PA

Polished aluminum requires an upcharge.

Frame Color

Black	BL
-------	----

Shell Color - Laminate

Beigewood	SLBZ
Belair	SLBQ
Black	SLBK
Cherry Storm	SLCX
Cocobala	SLCC
Designer White	SLDR
Dove Grey	SLDG
Florence Walnut	SLFC
Friston Ash	SLFH
Frosty White	SLFW
Grey	SLGE
Hollyberry	SLHY
Island	SLID
Italian Silver Ash	SLIT
Kensington Maple	SLKM
Lapis Blue	SLLB
Monticello Maple	SLMT
North Sea	SLNA
Ocean	SLON
Pinnacle Walnut	SLPW
River Cherry	SLRY
Sterling Ash	SLAZ
White Sand	SLWN
Windsor Mahogany	SLWY

Finish Cards

View color swatches for items listed within this document.

[Paints](#)

[Wood/Veneer](#)

[Molded Edges](#)

[Hard Plastics](#)

[Plastics/Poly](#)

[Laminates](#)

[Edge Styles](#)

[Glass](#)

Certain options referenced may not be available on GSA Schedule.



MODEL	Features	MODEL NUMBER					Approx. Packaged Weight	Delivered Pricing Unupholstered	Delivered Pricing Fabric Grade 1 & C.O.M.	Delivered Pricing Fabric Grade 2	Delivered Pricing Fabric Grade 3	Delivered Pricing Vinyl Group 2V	Delivered Pricing Pallas Fabric Group P0	Delivered Pricing Pallas Fabric Group P1	Delivered Pricing Pallas Fabric Group P2	Delivered Pricing Pallas Fabric Group P3	Delivered Pricing Pallas Fabric Group P4
		Basic Model	Base Finish	Shell Color	Upholstery Color	Casters											
Armless Chair • Height-adjusted pneumatic cylinder • Wood laminate shell • Woodgrain and solid laminate options • Tested to 300 pounds and BIFMA standards	Laminate Shell	APDNAP	<input type="checkbox"/>	<input type="checkbox"/>		<input type="checkbox"/>	\$ 733										
	Upholstered Seat Pad	APDNAU	<input type="checkbox"/>	<input type="checkbox"/>	<input type="checkbox"/>	<input type="checkbox"/>	N/A	912	916	947	947	942	964	1034	1060	1099	



APDP
APDU

A **B** **C** **D** **E**

HOW TO ORDER

- Indicate the following information on order form:
- Quantity of each item.
 - Model number, including options. See "How To Build a Model Number".
 - Any special service required.

Note:

- The indicates that a choice is required.
- The absence of the indicates that no choice is required.
- Alpha-numeric characters in place of indicate that no other alternatives are available.

HOW TO BUILD A MODEL NUMBER

- A** Select basic model.
- B** Select base finish.

BL	- Black
PA	- Polished Aluminum; add \$119
- C** Select laminate shell color.
Refer to the **Product Color Options** page in this price list.
- D** Select upholstery grade/color.
Refer to ki.com/fabrics
- E** Select caster option.

C	- Carpet casters (black only)
S	- Hard floor casters (black only); add \$67

UPHOLSTERY INFORMATION

C.O.M. Upholstery
C.O.M. requirement for 10 chairs or less with upholstered seat is .3 yard per chair of 54" wide nondirectional fabric. For orders of 11 or more with upholstered seat and back and for complete information on ordering C.O.M. see "Ordering Customer's Own Material (C.O.M) Upholstery." section.


SPECIAL SERVICES

Special Carton Marking
With specially marked information N/C

Shipping
Ships **knocked down, FOB Green Bay, WI 54302, freight prepaid.** Freight class 125.

Specifications and prices are subject to change without prior notice.



MODEL	Features	MODEL NUMBER					Approx. Packaged Weight	Delivered Pricing Unupholstered	Delivered Pricing Fabric Grade 1 & C.O.M.	Delivered Pricing Fabric Grade 2	Delivered Pricing Fabric Grade 3	Delivered Pricing Vinyl Group 2V	Delivered Pricing Pallas Fabric Group P0	Delivered Pricing Pallas Fabric Group P1	Delivered Pricing Pallas Fabric Group P2	Delivered Pricing Pallas Fabric Group P3	Delivered Pricing Pallas Fabric Group P4
		Basic Model	Base Finish	Shell Color	Upholstery Color	Casters											
 <p>Armless Stool</p> <ul style="list-style-type: none"> • Height-adjusted pneumatic cylinder • 18" footring • Wood laminate shell • Woodgrain and solid laminate options • Tested to 300 pounds and BIFMA standards 	Laminate Shell	APSNAP	<input type="checkbox"/>	<input type="checkbox"/>		<input type="checkbox"/>	\$ 886										
	Upholstered Seat Pad	APSNAU	<input type="checkbox"/>	<input type="checkbox"/>	<input type="checkbox"/>	<input type="checkbox"/>	N/A	1065	1072	1105	1105	1095	1118	1188	1214	1253	

APSP
APSU

A **B** **C** **D** **E**

HOW TO ORDER

- Indicate the following information on order form:
1. Quantity of each item.
 2. Model number, including options. See "How To Build a Model Number".
 3. Any special service required.

Note:

- The indicates that a choice is required.
- The absence of the indicates that no choice is required.
- Alpha-numeric characters in place of indicate that no other alternatives are available.

HOW TO BUILD A MODEL NUMBER

- A** Select basic model.
- B** Select base finish.
 - BL** - Black
 - PA** - Polished Aluminum; add \$119
- C** Select laminate shell color. Refer to the **Product Color Options** page in this price list.
- D** Select upholstery grade/color. Refer to ki.com/fabrics
- E** Select caster option.
 - C** - Carpet casters (black only)
 - S** - Hard floor casters (black only); add \$67

UPHOLSTERY INFORMATION

C.O.M. Upholstery
C.O.M. requirement for 10 chairs or less with upholstered seat is .3 yard per chair of 54" wide nondirectional fabric. For orders of 11 or more with upholstered seat and back and for complete information on ordering C.O.M. see "Ordering Customer's Own Material (C.O.M) Upholstery." section.

SPECIAL SERVICES

Special Carton Marking
With specially marked information N/C

Shipping
Ships **knocked down, FOB Green Bay, WI 54302, freight prepaid.** Freight class 125.

Specifications and prices are subject to change without prior notice.



1330 BELLEVUE STREET
GREEN BAY, WI 54302
800.424.2432 / KI.COM

KI is a trusted expert for furniture and wall systems around the globe.
USA | CANADA | MEXICO | UK | EUROPE | ASIA | MIDDLE EAST
© 2026 Krueger International, Inc. All Rights Reserved.