



**ATHENS<sup>®</sup>**  
**TABLES**

---

PRICE LIST

EFFECTIVE SEPTEMBER 3, 2025  
800.424.2432




---

**Athens® Tables**

General Information	3
Product Color Options	7
Square--Tapered Base, 3" Column, Fixed Height	8
Square--Flat Disc Base, 4" Column, Fixed Height	9
Square--Flat Disc Base, 5.5" Column, Fixed Height	10
Round--Tapered Base, 3" Column, Fixed Height	11
Round--Tapered Base, 3" Column, Adjustable Height	12
Round--Flat Disc Base, 4" Column, Fixed Height	13
Round--Flat Disc Base, 5.5" Column, Fixed Height	14

---

**Athens® Booth Tables**

Square--Flat Disc Base, 4" Column, Fixed Height	15
Rectangular--Flat Disc Base, 4" Column, Fixed Height	16

## PRODUCT SPECIFICATIONS

## Athens® Table

January 2025

## TECHNICAL SPECIFICATIONS

## Fixed-Height Table Bases

## Tapered Base with 3" Diameter Column (ATH3)

Tapered round pedestal base is .07" thick steel. Tapered base is 26" in diameter for 36" square and 42" round tops only. Tapered base is 22" diameter for all other top sizes. 3" diameter column is constructed of 14-gauge steel. Table mounting plate is 7-gauge steel, and attaches to the underside of the worksurface using eight # 12 Phillips pan head screws. Adjustable glides are 1" diameter, nickel plated with  $\frac{5}{16}$ " stems. No tools are required for glide adjustment.

## Disc Base with 4" Diameter Column (ATH4)

Flat round pedestal base is a .07" thick steel cover over a  $\frac{1}{4}$ " thick steel plate. Base is 20" diameter for all 24" and 30" round table units and for all 24" square table units. Base is 24" diameter for all 36" round table units, for 42" round table units at 29" OTH (overall table height), and for all 30" square table units. Base is 32" diameter for 42" round table units at 42" OTH, and for all 36" and 42" square table units. 4" diameter column is constructed of 14-gauge steel. Table mounting plate is 7-gauge steel, and attaches to the underside of the worksurface using eight # 12 Phillips pan head screws. Adjustable glides are 1" diameter nickel plated with  $\frac{5}{16}$ " stems. No tools are required for glide adjustment.

## Disc Base with 5" or 6" Diameter Column (ATH5)

Flat round pedestal base is a .07" thick steel cover over a  $\frac{1}{4}$ " thick steel plate. Base is 32" diameter for all round and square table units. 5" diameter column is constructed of 14-gauge steel and is used for all 48" and 54" round table units and all square table units. 6" diameter column is used on 60" round table units and is constructed of 14-gauge steel. Table mounting plate is 7-gauge steel, and attaches to the underside of the worksurface with eight # 12 Phillips pan head screws. Adjustable glides are 1" diameter nickel plated with  $\frac{5}{16}$ " stems. No tools are required for glide adjustment.

## Adjustable-Height Table Bases

## Tapered Base with Adjustable-Height 3" Diameter Column (AH3A)

Tapered round pedestal base diameter is 23" for 30" diameter tops and 26" for 36" tops, and is constructed of a spun .07" thick steel cover over a  $\frac{1}{4}$ " thick round disk. Pneumatic adjustable column assembly is constructed of a 70 mm diameter, 14-gauge lower tube and a 63 mm diameter, 14-gauge upper tube, and allows table height adjustment from  $26\frac{3}{8}$ " to 44". Table mounting plate is  $\frac{1}{4}$ " thick steel, and attaches to the underside of the worksurface using eight # 12 Phillips pan head screws. Adjustable glides have 1" diameter nickel plated bases with  $\frac{5}{16}$ " threaded stems. No tools are required for glide adjustment.

## Fixed-Height Booth Table Base

## Heavy-Weight Disc Base with 4" Diameter Column (AHDAA &amp; AHDAC)

Heavy round pedestal base consists of a 14-gauge spun steel cover adhered to two  $\frac{1}{4}$ " thick steel plates. Heavy-weight base is 20" in diameter for all 24" deep booth table units, is 24" in diameter for 26", 30" and 36" deep booth table units, and is 32" in diameter for 42" and 48" deep booth table units. 4" diameter column is constructed of 14-gauge steel. Table mounting plate is 7-gauge steel, and attaches to the underside of the worksurface using eight # 12 Phillips pan head screws. Adjustable glides are 1" diameter nickel plated with  $\frac{5}{16}$ " stems. No tools are required for glide adjustment.

## Base Finishes

Standard base finishes include electroplated chrome and powder-coated, oven-cured paint.

## Laminate Table Surfaces

Laminate tops feature a  $\frac{1}{8}$ " thick high-density particleboard core with high-pressure laminate top and phenolic backing sheet. Total thickness of table top is  $\frac{1}{4}$ ". Tops are pre-drilled.

## Veneer Table Surfaces

Veneer tops feature a  $\frac{1}{8}$ " thick high-density particleboard core with wood veneer and backing sheet, and finished with a catalyzed varnish finish. Total thickness of table top is  $\frac{1}{4}$ ". Tops are pre-drilled.

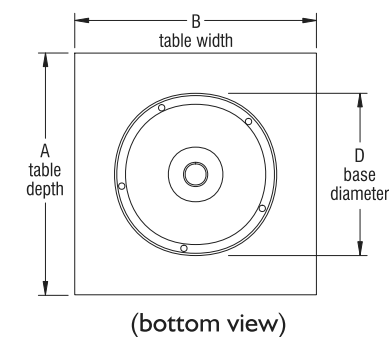
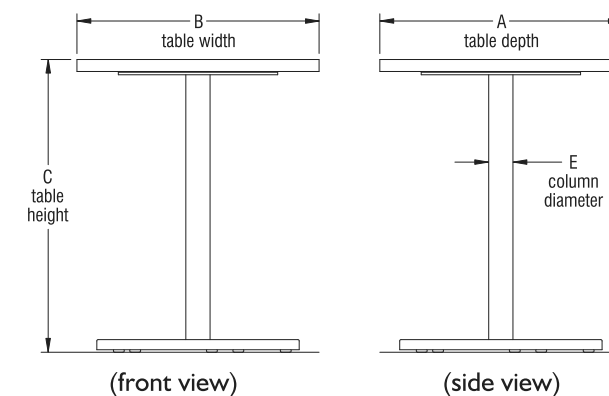


## DIMENSIONS

## Athens Fixed-Height Square Tables

Model Number	A Table Depth	B Table Width	C Table Height	D Base Diameter	E Column Diameter
AH3S2429	24"	24"	29"	22"	3"
AH3S3029	30"	30"	29"	22"	3"
AH3S3629	36"	36"	29"	26"	3"
AH3S2442	24"	24"	42"	22"	3"
AH3S3042	30"	30"	42"	22"	3"
AH4S2429	24"	24"	29"	20"	4"
AH4S3029	30"	30"	29"	24"	4"
AH4S3629	36"	36"	29"	32"	4"
AH4S4229	42"	42"	29"	32"	4"
AH4S2442	24"	24"	42"	20"	4"
AH4S3042	30"	30"	42"	24"	4"
AH4S3642	36"	36"	42"	32"	4"
AH4S4242	42"	42"	42"	32"	4"
AH5S3629	36"	36"	29"	32"	5"
AH5S4229	42"	42"	29"	32"	5"
AH5S4829	48"	48"	29"	32"	5"
AH5S3642	36"	36"	42"	32"	5"
AH5S4242	42"	42"	42"	32"	5"
AH5S4842	48"	48"	42"	32"	5"

(model AH4S2429 with disc base (ATH4) shown)

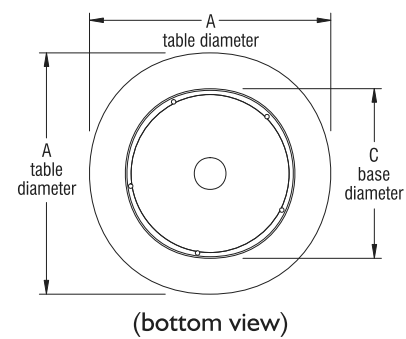
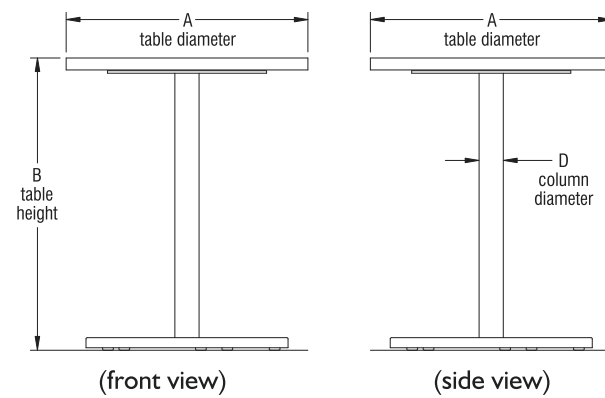


## DIMENSIONS

## Athens Fixed-Height Round Tables

Model Number	A Table Diameter	B Table Height	C Base Diameter	D Column Diameter
AH3R2429	24"	29"	22"	3"
AH3R3029	30"	29"	22"	3"
AH3R3629	36"	29"	22"	3"
AH3R4229	42"	29"	26"	3"
AH3R2442	24"	42"	22"	3"
AH3R3042	30"	42"	22"	3"
AH3R3642	36"	42"	22"	3"
AH4R2429	24"	29"	20"	4"
AH4R3029	30"	29"	20"	4"
AH4R3629	36"	29"	24"	4"
AH4R4229	42"	29"	24"	4"
AH4R2442	24"	42"	20"	4"
AH4R3042	30"	42"	20"	4"
AH4R3642	36"	42"	24"	4"
AH4R4242	42"	42"	32"	4"
AH5R4829	48"	29"	32"	5"
AH5R5429	54"	29"	32"	5"
AH5R6029	60"	29"	32"	5"
AH5R4842	48"	42"	32"	5"

(model AH4R2429 with disc base (ATH4) shown)

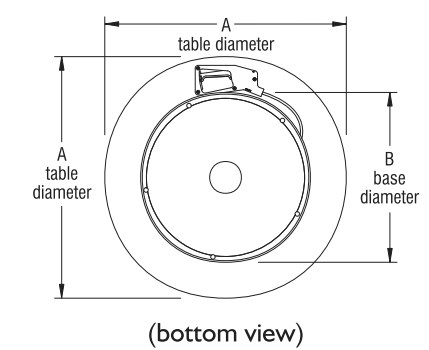
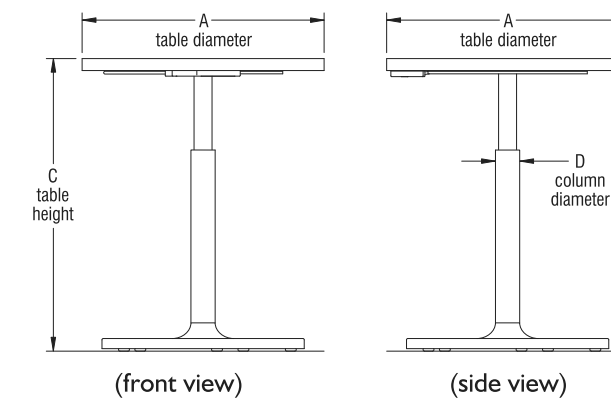


## DIMENSIONS

## Athens Adjustable-Height Round Tables

Model Number	A Table Diameter	B Base Diameter	C Table Height	D Column Diameter
AH3R30ABB	30"	23"	26 <sup>7</sup> / <sub>8</sub> " - 44"	3"
AH3R30ACH				
AH3R36ABB	36"	26"		
AH3R36ACH				

(model AH3R30ABB with tapered base (AH3A) shown)



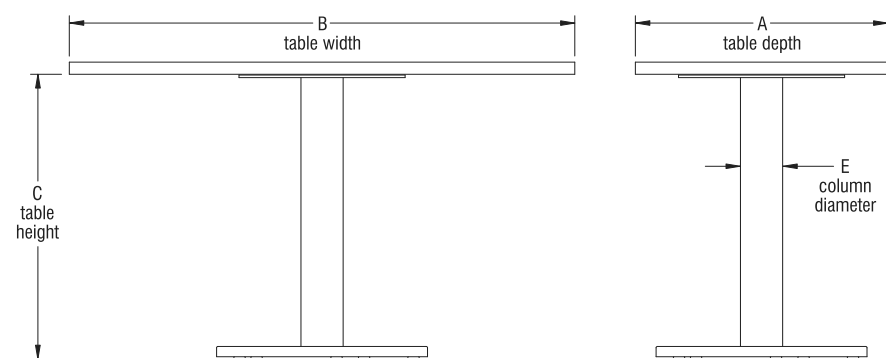


DIMENSIONS

Athens Fixed-Height Rectangular & Square Booth Tables

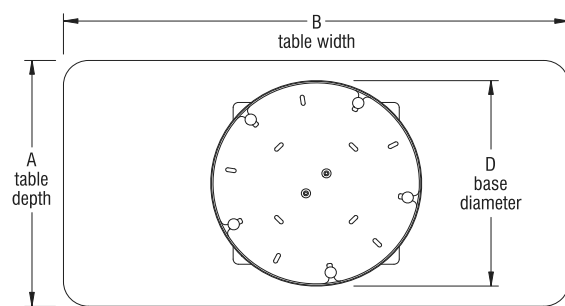
Model Number	A Table Depth	B Table Width	C Table Height	D Base Diameter	E Column Diameter
AHDAA2448	24"	48"	29"	20"	4"
AHDAA2648	26"				
AHDAA3048	30"				
AHDAA3648	36"				
AHDAA4248	42"				
AHDAC48	48"				

(model AHDAA2448 with heavy-weight disc base (AHDAA) shown)



(front view)

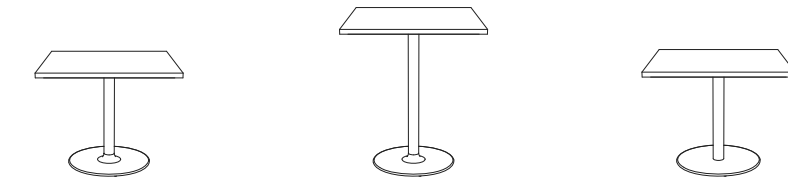
(side view)



(bottom view)

STATEMENT OF LINE


Athens Fixed-Height Square Tables



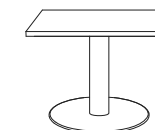
Square Table, 3" Column, 29" H  
AH3S2429  
AH3S3029  
AH3S3629

Square Table, 3" Column, 42" H  
AH3S2442  
AH3S3042


Square Table, 4" Column, 29" H  
AH4S2429  
AH4S3029  
AH4S3629  
AH4S4229



Square Table, 4" Column, 42" H  
AH4S2442  
AH4S3042  
AH4S3642  
AH4S4242



Square Table, 5" Column, 29" H  
AH5S3629  
AH5S4229  
AH5S4829



Square Table, 5" Column, 42" H  
AH5S3629  
AH5S4229  
AH5S4829


Athens Fixed-Height Round Tables



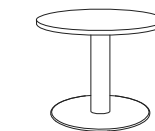
Round Table, 3" Column, 29" H  
AH3R2429  
AH3R3029  
AH3R3629  
AH3R4229

Square Table, 3" Column, 42" H  
AH3R2442  
AH3R3042  
AH3R3642

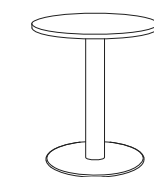
Round Table, 4" Column, 29" H  
AH4R2429  
AH4R3029  
AH4R3629  
AH4R4229



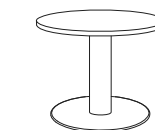
Round Table, 4" Column, 42" H  
AH4R2442  
AH4R3042  
AH4R3642  
AH4R4242



Round Table, 5" Column, 29" H  
AH5R4829  
AH5R5429



Round Table, 5" Column, 42" H  
AH5R4842



Round Table, 6" Column, 29" H  
AH6R6029



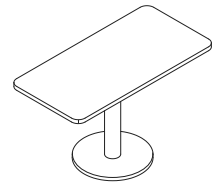
STATEMENT OF LINE

Athens Adjustable-Height Round Tables

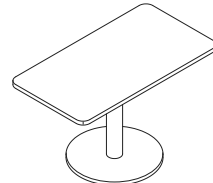


Round Table, 3" Column,  
Height-Adjustable  
AH3R30ABB  
AH3R30ACH  
AH3R36ABB  
AH3R36ACH

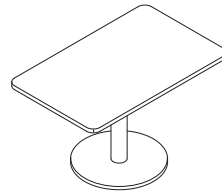
Athens Fixed-Height Rectangular Booth Tables



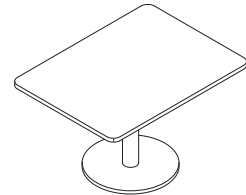
Rectangular Booth Table,  
4" Column, 29"H  
AHDAA2448



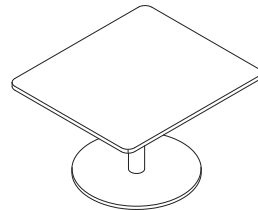
Rectangular Booth Table,  
4" Column, 29"H  
AHDAA2648



Rectangular Booth Table,  
4" Column, 29"H  
AHDAA3048

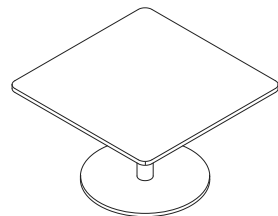


Rectangular Booth Table,  
4" Column, 29"H  
AHDAA3648



Rectangular Booth Table,  
4" Column, 29"H  
AHDAA4248

Athens Fixed-Height Square Booth Tables



Square Booth Table,  
4" Column, 29"H  
AHDAC48

**Surface Finish--Grade 1 Standard Laminate**

Beigewood
Belair
Biltmore Cherry
Black
Brighton Walnut
Castle Oak
Cherry Storm
Classic Linen
Cocobala
Crisp Linen
Designer White
Dove Grey
Florence Walnut
Friston Ash
Frosty White
Graphite Nebula
Grey
High Rise
Hollyberry
Island
Italian Silver Ash
Kensington Maple
Lapis Blue
Monticello Maple
North Sea
Ocean
Pinnacle Walnut
River Cherry
Shadow Zephyr
Sterling Ash
Titanium Evolv
White Nebula
White Sand
Windsor Mahogany

**Surface Finish--Grade 2 Standard Laminate**

Akira
Black Alicante
Black Hills Oak
Calcutta Marble
Dering Forest
Fawn Cypress
Ice Mist
Markerboard White
Valley Forge Elm
White River Forest

**Surface Finish--Grade 3 Standard Laminate**

Black Velvet
Cumberland Walnut
Designer White Velvet
Hartley Walnut
Nile Velvet
Raleigh Walnut
Solano Walnut
Spruce Velvet

**Edge Color for 74P Edge**

LBZ Akira
LBQ Beigewood
LBT Belair
LBK Biltmore Cherry
LBW Black
LCO Black Hills Oak
LCX Blue Grey
LCI Brighton Walnut
LCC Castle Oak
LRI Cayenne
LDR Cherry Storm
LDG Cocobala
LFC Cool Grey
LFH Cumberland Walnut
LFW Dering Forest
LGN Designer White
LGE Earthen Clay
LHE Everglade Shade
LHY Fawn Cypress
LID Flannel
LIT Florence Walnut
LKM Friston Ash
LLB Frosty White
LMT Hartley Walnut
LNA Hazy Jade
LON Honey Bee
LPW Italian Silver Ash
LRY Kensington Maple
LSR Light Tone
LAZ Mardi Gras
LTV Misty Brown
LWL Monticello Maple
LWN Multiplex
LWY Nemo

LAK Pinnacle Walnut
LBY Poppy Red
LBH Purple Haze
LCQ Rainforest
LDF Raleigh Walnut
LFQ River Cherry
LIM Rubber Ducky
LMK Sand
LVF Sky Blue
LWR Solano Walnut
Surf's Up
Tarragon
LCJ Twilight Shadow
LDE Ultra Blue
LHW Valley Forge Elm
LNL Warm Grey
LRW White River Forest
LSG Windsor Mahogany
LSC Zesty Lime

**Veneer Surface and Edge Colors for RE and PT Edge**

EAK Cherry Storm on Maple
EBZ Cinnamon on Maple
EBQ Cocoa on Maple
EBT Kensington Maple on Maple
EBL Monticello Maple on Maple
EBH River Cherry on Maple

**Wood Edge Finish for 34R and 34S Edge**

EBW Biltmore Cherry on Maple
ECO Brighton Walnut on Maple
ECY Castle Oak on Maple
ECX Cherry Storm on Maple
ECC Cinnamon on Maple
ECG Cocoa on Maple
ECJ Florence Walnut on Maple
EDF Kensington Maple on Maple
EDR Monticello Maple on Maple
EEY River Cherry on Maple

EFQ MBT and MBW are not supported with samples

EFN

**Base Finish**

EFC Black
EFH Blue Grey
EFW Bronze Metallic
EHJ Cayenne
EHY Champagne Metallic
EIT Cool Grey
EKM Cottonwood
ELG Earthen Clay
EMG Espresso Metallic
EMY Everglade Shade
EMT Flannel
EMB Glitz Metallic
ENE Hazy Jade
END Honey Bee
EPW Light Tone
EPR Mardi Gras
EPH Misty Brown
ERQ Nemo
ERW Nordic
ERY Poppy Red
ERK Purple Haze
ESA Rainforest
ESK Raw Jasper
ESG Rubber Ducky
EAZ Sand
ESP Sky Blue
ETQ Starlight Silver Metallic
ETI Surf's Up
EUB Tarragon
EVF Twilight Shadow
EWG Ultra Blue
EWR Warm Grey
EWY Zesty Lime

EZL Chrome is available at an upcharge.

**Finish Cards**

View color swatches for items listed within this document.

**Paints****Plastics/Poly****Wood/Veneer****Laminates****Molded Edges****Edge Styles****Hard Plastics****Glass**

Certain options referenced may not be available on GSA Schedule.



## Athens® Tables

Square--Tapered Base, 3" Column, Fixed Height

## Athens® Tables

Square--Tapered Base, 3" Column, Fixed Height



MODEL	Features	A x B	MODEL NUMBER					Approx. Packaged Weight	74P Edge (74P)	3/8" Wood Band Edge (34S)	Veneer Reed (RE)	Veneer Plateau (PT)	Laminate Grade 2 add to list price	Laminate Grade 3 add to list price
			Basic Model	Edge Style	Edge Color	Base Finish	Surface Finish							
 ATH3 <b>Square Tables, 3" Column, 29"H</b> • 3" column diameter • 29" unit height • 22" base diameter on 24" and 30" tables • 26" base diameter on 36" table • Tapered base	Powdercoat	24 x 24"	AH3S2429P	<input type="checkbox"/>	<input type="checkbox"/>	<input type="checkbox"/>	<input type="checkbox"/>	48.00#	\$ 856	\$ 953	\$ 1760	\$ 1831	\$ 19	\$ 120
	Chrome	24 x 24"	AH3S2429C	<input type="checkbox"/>	<input type="checkbox"/>	CH	<input type="checkbox"/>	48.00#	1179	1188	2202	2291	19	120
	Powdercoat	30 x 30"	AH3S3029P	<input type="checkbox"/>	<input type="checkbox"/>	<input type="checkbox"/>	<input type="checkbox"/>	58.00#	900	1020	1954	2026	27	178
	Chrome	30 x 30"	AH3S3029C	<input type="checkbox"/>	<input type="checkbox"/>	CH	<input type="checkbox"/>	58.00#	1237	1272	2440	2532	27	178
	Powdercoat	36 x 36"	AH3S3629P	<input type="checkbox"/>	<input type="checkbox"/>	<input type="checkbox"/>	<input type="checkbox"/>	73.00#	976	1134	2532	2625	37	235
	Chrome	36 x 36"	AH3S3629C	<input type="checkbox"/>	<input type="checkbox"/>	CH	<input type="checkbox"/>	73.00#	1345	1420	3163	3281	37	235
 ATH3 <b>Square Tables, 3" Column, 42"H</b> • 3" column diameter • 42" unit height • 22" base diameter on 24" and 30" tables • Tapered base	Powdercoat	24 x 24"	AH3S2442P	<input type="checkbox"/>	<input type="checkbox"/>	<input type="checkbox"/>	<input type="checkbox"/>	53.00#	\$ 903	\$ 1007	\$ 1858	\$ 1927	\$ 19	\$ 120
	Chrome	24 x 24"	AH3S2442C	<input type="checkbox"/>	<input type="checkbox"/>	CH	<input type="checkbox"/>	53.00#	1246	1260	2325	2413	19	120
	Powdercoat	30 x 30"	AH3S3042P	<input type="checkbox"/>	<input type="checkbox"/>	<input type="checkbox"/>	<input type="checkbox"/>	63.00#	941	1071	2054	2122	27	178
	Chrome	30 x 30"	AH3S3042C	<input type="checkbox"/>	<input type="checkbox"/>	CH	<input type="checkbox"/>	63.00#	1293	1345	2567	2654	27	178

A

B

C

D

E

## HOW TO ORDER

Indicate the following information on order form:

- Quantity of each item.
- Model number, including options. See "How To Build a Model Number".
- Any special service required.

Note: • The  indicates that a choice is required.

- The absence of the  indicates that no choice is required.
- Alpha-numeric characters in place of  indicate that no other alternatives are available.

## HOW TO BUILD A MODEL NUMBER

A Select basic model.

B Select edge style.

74P - 74P edge

34S - 3/8" Wood band edge

RE - Veneer reed

PT - Plateau-post-formed veneer

C Select edge color.

Refer to the **Product Color Options** page in this price list.

Edge color offerings are based on edge style selections.

D Select base finish.

Refer to the **Product Color Options** page in this price list.

E Select surface finish.

Refer to the **Product Color Options** page in this price list.

Surface finish offerings are based on edge style selections.

## FINISH INFORMATION

## Additional Laminate Offering

Additional laminates beyond KI standard offering, are available with two weeks extended leadtime.

To specify additional laminates, use these designators followed by the supplier's color/pattern code:

Formica - LF/supplier's color pattern code

Nevamar - LN/supplier's color pattern code

Wilsonart - LW/supplier's color pattern code

KI's standard laminate finish is the supplier's recommended finish for that color/pattern.

Note: Nonstandard laminates from these suppliers (example: textured laminates), require a Product Modification Request. Contact customer service for details.

## Color Match

KI offers the additional option of color matching paint, polypropylene, or wood stain through Product Modification Requests. Contact customer service for details.

## SPECIAL SERVICES

## Special Carton Marking

With specially marked information N/C

## Shipping

Ships **knocked down, FOB Bondue1, WI 54107, freight prepaid**. Fixed tables are freight class 70. Folding tables are freight class 125.

Specifications and prices are subject to change without prior notice.

## Athens® Tables

Square--Flat Disc Base, 4" Column, Fixed Height

## Athens® Tables

Square--Flat Disc Base, 4" Column, Fixed Height



MODEL	Features	A x B	MODEL NUMBER					Approx. Packaged Weight					Laminate Grade 2 add to list price	Laminate Grade 3 add to list price
			Basic Model	Edge Style	Edge Color	Base Finish	Surface Finish		74P Edge (74P)	3/8" Wood Band Edge (34S)	Veneer Reed (RE)	Veneer Plateau (PT)		
<p><b>Square Tables, 4" Column, 29"H</b></p> <ul style="list-style-type: none"> <li>4" column diameter</li> <li>29" unit height</li> <li>20" base diameter on 24" tables</li> <li>24" base diameter on 30" tables</li> <li>32" base diameter on 36" and 42" tables</li> <li>Flat disc base</li> </ul>	Powdercoat	24 x 24"	AH4S2429P	<input type="checkbox"/>	<input type="checkbox"/>	<input type="checkbox"/>	<input type="checkbox"/>	65.00#	\$ 941	\$ 1530	\$ 1896	\$ 1989	\$ 19	\$ 120
	Chrome	24 x 24"	AH4S2429C	<input type="checkbox"/>	<input type="checkbox"/>	CH	<input type="checkbox"/>	65.00#	1389	2071	2558	2684	19	120
	Powdercoat	30 x 30"	AH4S3029P	<input type="checkbox"/>	<input type="checkbox"/>	<input type="checkbox"/>	<input type="checkbox"/>	87.00#	1012	1594	2108	2180	27	178
	Chrome	30 x 30"	AH4S3029C	<input type="checkbox"/>	<input type="checkbox"/>	CH	<input type="checkbox"/>	87.00#	1490	2156	2849	2945	27	178
	Powdercoat	36 x 36"	AH4S3629P	<input type="checkbox"/>	<input type="checkbox"/>	<input type="checkbox"/>	<input type="checkbox"/>	136.00#	1201	1784	2296	2368	37	235
	Chrome	36 x 36"	AH4S3629C	<input type="checkbox"/>	<input type="checkbox"/>	CH	<input type="checkbox"/>	136.00#	1619	2412	3103	3200	37	235
	Powdercoat	42 x 42"	AH4S4229P	<input type="checkbox"/>	<input type="checkbox"/>	<input type="checkbox"/>	<input type="checkbox"/>	153.00#	1295	1882	2393	2463	37	235
	Chrome	42 x 42"	AH4S4229C	<input type="checkbox"/>	<input type="checkbox"/>	CH	<input type="checkbox"/>	153.00#	1721	2538	3231	3326	37	235
<p><b>Square Tables, 4" Column, 42"H</b></p> <ul style="list-style-type: none"> <li>4" column diameter</li> <li>42" unit height</li> <li>20" base diameter on 24" tables</li> <li>24" base diameter on 30" tables</li> <li>32" base diameter on 36" and 42" tables</li> <li>Flat disc base</li> </ul>	Powdercoat	24 x 24"	AH4S2442P	<input type="checkbox"/>	<input type="checkbox"/>	<input type="checkbox"/>	<input type="checkbox"/>	69.00#	\$ 988	\$ 1638	\$ 2012	\$ 2083	\$ 19	\$ 120
	Chrome	24 x 24"	AH4S2442C	<input type="checkbox"/>	<input type="checkbox"/>	CH	<input type="checkbox"/>	69.00#	1455	2210	2717	2813	19	120
	Powdercoat	30 x 30"	AH4S3042P	<input type="checkbox"/>	<input type="checkbox"/>	<input type="checkbox"/>	<input type="checkbox"/>	91.00#	1059	1699	2205	2277	27	178
	Chrome	30 x 30"	AH4S3042C	<input type="checkbox"/>	<input type="checkbox"/>	CH	<input type="checkbox"/>	91.00#	1518	2292	2978	3072	27	178
	Powdercoat	36 x 36"	AH4S3642P	<input type="checkbox"/>	<input type="checkbox"/>	<input type="checkbox"/>	<input type="checkbox"/>	140.00#	1251	1889	2396	2468	37	235
	Chrome	36 x 36"	AH4S3642C	<input type="checkbox"/>	<input type="checkbox"/>	CH	<input type="checkbox"/>	140.00#	1745	2550	3235	3329	37	235
	Powdercoat	42 x 42"	AH4S4242P	<input type="checkbox"/>	<input type="checkbox"/>	<input type="checkbox"/>	<input type="checkbox"/>	157.00#	1348	1984	2493	2564	37	235
	Chrome	42 x 42"	AH4S4242C	<input type="checkbox"/>	<input type="checkbox"/>	CH	<input type="checkbox"/>	157.00#	1797	2681	3362	3458	37	235

A

B

C

D

E

## HOW TO ORDER

Indicate the following information on order form:

- Quantity of each item.
- Model number, including options. See "How To Build a Model Number".
- Any special service required.

Note: • The  indicates that a choice is required.

- The absence of the  indicates that no choice is required.
- Alpha-numeric characters in place of  indicate that no other alternatives are available.

## HOW TO BUILD A MODEL NUMBER

A Select basic model.

B Select edge style.

74P - 74P edge

34S - 3/8" Wood band edge

RE - Veneer reed

PT - Plateau-post-formed veneer

C Select edge color.

Refer to the **Product Color Options** page in this price list.

Edge color offerings are based on edge style selections.

D Select base finish.

Refer to the **Product Color Options** page in this price list.

E Select surface finish.

Refer to the **Product Color Options** page in this price list.

Surface finish offerings are based on edge style selections.

## FINISH INFORMATION

## Additional Laminate Offering

Additional laminates beyond KI standard offering, are available with two weeks extended leadtime.

To specify additional laminates, use these designators followed by the supplier's color/pattern code:

Formica - LF/supplier's color pattern code  
 Nevamar - LN/supplier's color pattern code  
 Wilsonart - LW/supplier's color pattern code

KI's standard laminate finish is the supplier's recommended finish for that color/pattern.  
 Note: Nonstandard laminates from these suppliers (example: textured laminates), require a Product Modification Request. Contact customer service for details.

## Color Match

KI offers the additional option of color matching paint, polypropylene, or wood stain through Product Modification Requests. Contact customer service for details.

## SPECIAL SERVICES

## Special Carton Marking

With specially marked information N/C

## Shipping

Ships **knocked down, FOB Bondue1, WI 54107, freight prepaid**. Fixed tables are freight class 70. Folding tables are freight class 125.

Specifications and prices are subject to change without prior notice.


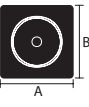

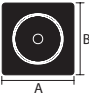
## Athens® Tables

Square--Flat Disc Base, 5.5" Column, Fixed Height

## Athens® Tables

Square--Flat Disc Base, 5.5" Column, Fixed Height



MODEL	Features	A x B	MODEL NUMBER					Approx. Packaged Weight	74P Edge (74P)	3/8" Wood Band Edge (34S)	Veneer Reed (RE)	Veneer Plateau (PT)	Laminate Grade 2 add to list price	Laminate Grade 3 add to list price
			Basic Model	Edge Style	Edge Color	Base Finish	Surface Finish							
 ATH5  <b>Square Tables, 5" Column, 29"H</b> • 5" column diameter • 29" unit height • 32" base diameter on 36", 42" and 48" tables • Flat disc base	Powdercoat	36 x 36"	AH5S3629P	<input type="checkbox"/>	<input type="checkbox"/>	<input type="checkbox"/>	<input type="checkbox"/>	141.00#	\$ 1508	\$ 1648	\$ 2432	\$ 2587	\$ 37	\$ 235
	Chrome	36 x 36"	AH5S3629C	<input type="checkbox"/>	<input type="checkbox"/>	CH	<input type="checkbox"/>	141.00#	1997	1975	2920	3104	37	235
	Powdercoat	42 x 42"	AH5S4229P	<input type="checkbox"/>	<input type="checkbox"/>	<input type="checkbox"/>	<input type="checkbox"/>	158.00#	1568	1742	3009	3127	37	235
	Chrome	42 x 42"	AH5S4229C	<input type="checkbox"/>	<input type="checkbox"/>	CH	<input type="checkbox"/>	158.00#	2075	2090	3611	3751	37	235
	Powdercoat	48 x 48"	AH5S4829P	<input type="checkbox"/>	<input type="checkbox"/>	<input type="checkbox"/>	<input type="checkbox"/>	178.00#	2119	2877	3936	4082	37	235
	Chrome	48 x 48"	AH5S4829C	<input type="checkbox"/>	<input type="checkbox"/>	CH	<input type="checkbox"/>	178.00#	2805	3452	4725	4898	37	235
	Powdercoat	36 x 36"	AH5S3642P	<input type="checkbox"/>	<input type="checkbox"/>	<input type="checkbox"/>	<input type="checkbox"/>	147.00#	\$ 1577	\$ 1715	\$ 2498	\$ 2656	\$ 37	\$ 235
	Chrome	36 x 36"	AH5S3642C	<input type="checkbox"/>	<input type="checkbox"/>	CH	<input type="checkbox"/>	147.00#	1997	2059	3003	3188	37	235
 ATH5  <b>Square Tables, 5" Column, 42"H</b> • 5" column diameter • 42" unit height • 32" base diameter on 36", 42" and 48" tables • Flat disc base	Powdercoat	42 x 42"	AH5S4242P	<input type="checkbox"/>	<input type="checkbox"/>	<input type="checkbox"/>	<input type="checkbox"/>	164.00#	1638	1814	3077	3197	37	235
	Chrome	42 x 42"	AH5S4242C	<input type="checkbox"/>	<input type="checkbox"/>	CH	<input type="checkbox"/>	164.00#	2075	2174	3696	3838	37	235
	Powdercoat	48 x 48"	AH5S4842P	<input type="checkbox"/>	<input type="checkbox"/>	<input type="checkbox"/>	<input type="checkbox"/>	184.00#	2187	2946	4006	4150	37	235
	Chrome	48 x 48"	AH5S4842C	<input type="checkbox"/>	<input type="checkbox"/>	CH	<input type="checkbox"/>	184.00#	2805	3536	4807	4979	37	235

A

B

C

D

E

## HOW TO ORDER

Indicate the following information on order form:

- Quantity of each item.
- Model number, including options. See "How To Build a Model Number".
- Any special service required.

Note: • The  indicates that a choice is required.

- The absence of the  indicates that no choice is required.
- Alpha-numeric characters in place of  indicate that no other alternatives are available.

## HOW TO BUILD A MODEL NUMBER

A Select basic model.

B Select edge style.

<b>74P</b>	- 74P edge
<b>34S</b>	- 3/8" Wood band edge
<b>RE</b>	- Veneer reed
<b>PT</b>	- Plateau-post-formed veneer

C Select edge color.

Refer to the **Product Color Options** page in this price list.  
Edge color offerings are based on edge style selections.

D Select base finish.

Refer to the **Product Color Options** page in this price list.

E Select surface finish.

Refer to the **Product Color Options** page in this price list.  
Surface finish offerings are based on edge style selections.

## FINISH INFORMATION

## Additional Laminate Offering

Additional laminates beyond KI standard offering, are available with two weeks extended leadtime. To specify additional laminates, use these designators followed by the supplier's color/pattern code:

Formica - LF/supplier's color pattern code  
Nevamar - LN/supplier's color pattern code  
Wilsonart - LW/supplier's color pattern code

KI's standard laminate finish is the supplier's recommended finish for that color/pattern. Note: Nonstandard laminates from these suppliers (example: textured laminates), require a Product Modification Request. Contact customer service for details.

## Color Match

KI offers the additional option of color matching paint, polypropylene, or wood stain through Product Modification Requests. Contact customer service for details.

## SPECIAL SERVICES

## Special Carton Marking

With specially marked information N/C

## Shipping

Ships **knocked down, FOB Bondue1, WI 54107, freight prepaid**. Fixed tables are freight class 70. Folding tables are freight class 125.

Specifications and prices are subject to change without prior notice.



MODEL	Features	A	MODEL NUMBER					Approx. Packaged Weight					Laminate Grade 2 add to list price	Laminate Grade 3 add to list price
			Basic Model	Edge Style	Edge Color	Base Finish	Surface Finish		74P Edge (74P)	1-1/4" Wood Band Edge (34R)	Veneer Reed (RE)	Veneer Plateau (PT)		
<p><b>Round Tables, 3" Column, 29"H</b></p> <ul style="list-style-type: none"> <li>3" column diameter</li> <li>29" unit height</li> <li>22" base diameter on 24", 30" and 36" tables</li> <li>26" base diameter on 42" tables</li> <li>Tapered base</li> </ul>	Powdercoat	24" Diameter	AH3R2429P	<input type="checkbox"/>	<input type="checkbox"/>	<input type="checkbox"/>	47.00#	\$ 856	\$ 1398	\$ 1760	\$ 1831	\$ 19	\$ 120	
	Chrome	24" Diameter	AH3R2429C	<input type="checkbox"/>	CH	<input type="checkbox"/>	47.00#	1179	1745	2202	2291	19	120	
	Powdercoat	30" Diameter	AH3R3029P	<input type="checkbox"/>	<input type="checkbox"/>	<input type="checkbox"/>	55.00#	900	1455	1954	2026	27	178	
	Chrome	30" Diameter	AH3R3029C	<input type="checkbox"/>	CH	<input type="checkbox"/>	55.00#	1237	1819	2440	2532	27	178	
	Powdercoat	36" Diameter	AH3R3629P	<input type="checkbox"/>	<input type="checkbox"/>	<input type="checkbox"/>	66.00#	983	1465	2338	2432	37	235	
	Chrome	36" Diameter	AH3R3629C	<input type="checkbox"/>	CH	<input type="checkbox"/>	66.00#	1350	1832	2927	3037	37	235	
	Powdercoat	42" Diameter	AH3R4229P	<input type="checkbox"/>	<input type="checkbox"/>	<input type="checkbox"/>	80.00#	1315	2083	2911	2988	37	235	
	Chrome	42" Diameter	AH3R4229C	<input type="checkbox"/>	CH	<input type="checkbox"/>	80.00#	1808	2605	3641	3740	37	235	
<p><b>Round Tables, 3" Column, 42"H</b></p> <ul style="list-style-type: none"> <li>3" column diameter</li> <li>42" unit height</li> <li>22" base diameter on 24", 30" and 36" tables</li> <li>Tapered base</li> </ul>	Powdercoat	24" Diameter	AH3R2442P	<input type="checkbox"/>	<input type="checkbox"/>	<input type="checkbox"/>	51.00#	\$ 903	\$ 1491	\$ 1858	\$ 1927	\$ 19	\$ 120	
	Chrome	24" Diameter	AH3R2442C	<input type="checkbox"/>	CH	<input type="checkbox"/>	51.00#	1246	1862	2325	2413	19	120	
	Powdercoat	30" Diameter	AH3R3042P	<input type="checkbox"/>	<input type="checkbox"/>	<input type="checkbox"/>	59.00#	953	1550	2054	2122	27	178	
	Chrome	30" Diameter	AH3R3042C	<input type="checkbox"/>	CH	<input type="checkbox"/>	59.00#	1307	1935	2567	2654	27	178	
	Powdercoat	36" Diameter	AH3R3642P	<input type="checkbox"/>	<input type="checkbox"/>	<input type="checkbox"/>	70.00#	1031	1554	2436	2526	37	235	
	Chrome	36" Diameter	AH3R3642C	<input type="checkbox"/>	CH	<input type="checkbox"/>	70.00#	1418	1941	3044	3159	37	235	

**A** **B** **C** **D** **E**

### HOW TO ORDER

- Indicate the following information on order form:
- Quantity of each item.
  - Model number, including options. See "How To Build a Model Number".
  - Any special service required.

Note:

- The  indicates that a choice is required.
- The absence of the  indicates that no choice is required.
- Alpha-numeric characters in place of  indicate that no other alternatives are available.

### HOW TO BUILD A MODEL NUMBER

- A** Select basic model.
 

<b>74P</b>	- 74P edge
<b>34R</b>	- 1-1/4" Wood band, radius corner
<b>RE</b>	- Veneer reed
<b>PT</b>	- Plateau-post-formed veneer
- B** Select edge style.
- C** Select edge color. Refer to the **Product Color Options** page in this price list. Edge color offerings are based on edge style selections.
- D** Select base finish. Refer to the **Product Color Options** page in this price list.
- E** Select surface finish. Refer to the **Product Color Options** page in this price list. Surface finish offerings are based on edge style selections.

### FINISH INFORMATION

**Additional Laminate Offering**  
 Additional laminates beyond KI standard offering, are available with two weeks extended leadtime. To specify additional laminates, use these designators followed by the supplier's color/pattern code:

Formica - LF/supplier's color pattern code  
 Nevamar - LN/supplier's color pattern code  
 Wilsonart - LW/supplier's color pattern code

KI's standard laminate finish is the supplier's recommended finish for that color/pattern. Note: Nonstandard laminates from these suppliers (example: textured laminates), require a Product Modification Request. Contact customer service for details.

**Color Match**  
 KI offers the additional option of color matching paint, polypropylene, or wood stain through Product Modification Requests. Contact customer service for details.

### SPECIAL SERVICES

**Special Carton Marking**  
 With specially marked information N/C

**Shipping**  
 Ships **knocked down, FOB Bondue1, WI 54107, freight prepaid**. Fixed tables are freight class 70. Folding tables are freight class 125.

Specifications and prices are subject to change without prior notice.

# Athens® Tables

Round--Tapered Base, 3" Column, Adjustable Height

# Athens® Tables

Round--Tapered Base, 3" Column, Adjustable Height



MODEL	A	MODEL NUMBER						Approx. Packaged Weight					Laminate Grade 2 add to list price	Laminate Grade 3 add to list price
		Basic Model	Edge Style	Edge Color	Column Finish	Base Finish	Surface Finish		74P Edge (74P)	1-1/4" Wood Band Edge (34R)	Veneer Reed (RE)	Veneer Plateau (PT)		
<b>Round Tables, 3" Column - Adjustable Height</b> • 3" column diameter • Adjustable height 27"- 44-3/4" • 23" base diameter on 30" tables • 26" base diameter on 36" tables • Basic models are determined by finish of column and finish of base • BB = black column, black base, CH = chrome column, chrome base • Pneumatic cylinder • Recommended for weight load of 10 lbs or less • Tapered base	30" Diameter	AH3R30ABB	<input type="checkbox"/>	<input type="checkbox"/>	CBL	BL	<input type="checkbox"/>	92.0#	\$ 2208	\$ 2813	\$ 3044	\$ 3044	\$ 27	\$ 178
	30" Diameter	AH3R30ACH	<input type="checkbox"/>	<input type="checkbox"/>	CCH	CH	<input type="checkbox"/>	92.0#	2579	3187	3417	3417	27	178
	36" Diameter	AH3R36ABB	<input type="checkbox"/>	<input type="checkbox"/>	CBL	BL	<input type="checkbox"/>	104.0#	2291	2973	3329	3329	37	235
	36" Diameter	AH3R36ACH	<input type="checkbox"/>	<input type="checkbox"/>	CCH	CH	<input type="checkbox"/>	104.0#	2665	3347	3703	3703	37	235
			<b>A</b>	<b>B</b>	<b>C</b>	<b>D</b>	<b>E</b>	<b>F</b>						



AH3A

## HOW TO ORDER

- Indicate the following information on order form:
- Quantity of each item.
  - Model number, including options. See "How To Build a Model Number".
  - Any special service required.

- Note:
- The  indicates that a choice is required.
  - The absence of the  indicates that no choice is required.
  - Alpha-numeric characters in place of  indicate that no other alternatives are available.

## HOW TO BUILD A MODEL NUMBER

- A** Select basic model.
- B** Select edge style.
- |            |                                   |
|------------|-----------------------------------|
| <b>74P</b> | - 74P edge                        |
| <b>34R</b> | - 1-1/4" Wood band, radius corner |
| <b>RE</b>  | - Veneer reed                     |
| <b>PT</b>  | - Plateau-post-formed veneer      |

- C** Select edge color.  
Refer to the **Product Color Options** page in this price list.  
Edge color offerings are based on edge style selections.

- D** Select column finish.  
Refer to the **Product Color Options** page in this price list.

- E** Select base finish.  
Refer to the **Product Color Options** page in this price list.

- F** Select surface finish.

Refer to the **Product Color Options** page in this price list.  
Surface finish offerings are based on edge style selections.

## FINISH INFORMATION

### Additional Laminate Offering

Additional laminates beyond KI standard offering, are available with two weeks extended leadtime. To specify additional laminates, use these designators followed by the supplier's color/pattern code:

- Formica - LF/supplier's color pattern code
- Nevamar - LN/supplier's color pattern code
- Wilsonart - LW/supplier's color pattern code

KI's standard laminate finish is the supplier's recommended finish for that color/pattern. Note: Nonstandard laminates from these suppliers (example: textured laminates), require a Product Modification Request. Contact customer service for details.

### Color Match

KI offers the additional option of color matching paint, polypropylene, or wood stain through Product Modification Requests. Contact customer service for details.

## SPECIAL SERVICES

### Special Carton Marking

With specially marked information N/C

### Shipping

Ships **knocked down, FOB Bondue1, WI 54107, freight prepaid**. Fixed tables are freight class 70. Folding tables are freight class 125.

Specifications and prices are subject to change without prior notice.

# Athens® Tables

Round--Flat Disc Base, 4" Column, Fixed Height

# Athens® Tables

Round--Flat Disc Base, 4" Column, Fixed Height



MODEL	Features	A	MODEL NUMBER					Approx. Packaged Weight					Laminate Grade 2 add to list price	Laminate Grade 3 add to list price
			Basic Model	Edge Style	Edge Color	Base Finish	Surface Finish		74P Edge (74P)	1-1/4" Wood Band Edge (34R)	Veneer Reed (RE)	Veneer Plateau (PT)		
<p><b>Round Tables, 4" Column, 29"H</b></p> <ul style="list-style-type: none"> <li>4" column diameter</li> <li>29" unit height</li> <li>20" base diameter on 24" and 30" tables</li> <li>24" base diameter on 36" and 42" tables</li> <li>Flat disc base</li> </ul>	Powdercoat	24" Diameter	AH4R2429P	<input type="checkbox"/>	<input type="checkbox"/>	<input type="checkbox"/>	<input type="checkbox"/>	61.00#	\$ 904	\$ 1530	\$ 1896	\$ 1989	\$ 19	\$ 120
	Chrome	24" Diameter	AH4R2429C	<input type="checkbox"/>	<input type="checkbox"/>	CH	<input type="checkbox"/>	61.00#	1389	2071	2558	2684	19	120
	Powdercoat	30" Diameter	AH4R3029P	<input type="checkbox"/>	<input type="checkbox"/>	<input type="checkbox"/>	<input type="checkbox"/>	70.00#	941	1594	2108	2180	27	178
	Chrome	30" Diameter	AH4R3029C	<input type="checkbox"/>	<input type="checkbox"/>	CH	<input type="checkbox"/>	70.00#	1490	2156	2849	2945	27	178
	Powdercoat	36" Diameter	AH4R3629P	<input type="checkbox"/>	<input type="checkbox"/>	<input type="checkbox"/>	<input type="checkbox"/>	91.00#	1012	1610	2494	2582	37	235
	Chrome	36" Diameter	AH4R3629C	<input type="checkbox"/>	<input type="checkbox"/>	CH	<input type="checkbox"/>	91.00#	1447	2171	3366	3488	37	235
	Powdercoat	42" Diameter	AH4R4229P	<input type="checkbox"/>	<input type="checkbox"/>	<input type="checkbox"/>	<input type="checkbox"/>	104.00#	1447	2291	3089	3144	37	235
	Chrome	42" Diameter	AH4R4229C	<input type="checkbox"/>	<input type="checkbox"/>	CH	<input type="checkbox"/>	104.00#	1935	3093	4167	4246	37	235
<p><b>Round Tables, 4" Column, 42"H</b></p> <ul style="list-style-type: none"> <li>4" column diameter</li> <li>42" unit height</li> <li>20" base diameter on 24" and 30" tables</li> <li>24" base diameter on 36" tables</li> <li>32" base diameter on 42" tables</li> <li>Flat disc base</li> </ul>	Powdercoat	24" Diameter	AH4R2442P	<input type="checkbox"/>	<input type="checkbox"/>	<input type="checkbox"/>	<input type="checkbox"/>	65.00#	\$ 988	\$ 1638	\$ 2012	\$ 2083	\$ 19	\$ 120
	Chrome	24" Diameter	AH4R2442C	<input type="checkbox"/>	<input type="checkbox"/>	CH	<input type="checkbox"/>	65.00#	1455	2210	2717	2813	19	120
	Powdercoat	30" Diameter	AH4R3042P	<input type="checkbox"/>	<input type="checkbox"/>	<input type="checkbox"/>	<input type="checkbox"/>	74.00#	1131	1703	2589	2682	27	178
	Chrome	30" Diameter	AH4R3042C	<input type="checkbox"/>	<input type="checkbox"/>	CH	<input type="checkbox"/>	74.00#	1664	2296	3494	3616	27	178
	Powdercoat	36" Diameter	AH4R3642P	<input type="checkbox"/>	<input type="checkbox"/>	<input type="checkbox"/>	<input type="checkbox"/>	95.00#	1268	1840	2607	2775	37	235
	Chrome	36" Diameter	AH4R3642C	<input type="checkbox"/>	<input type="checkbox"/>	CH	<input type="checkbox"/>	95.00#	1862	2486	3517	3748	37	235
	Powdercoat	42" Diameter	AH4R4242P	<input type="checkbox"/>	<input type="checkbox"/>	<input type="checkbox"/>	<input type="checkbox"/>	143.00#	1614	2186	2954	3124	37	235
	Chrome	42" Diameter	AH4R4242C	<input type="checkbox"/>	<input type="checkbox"/>	CH	<input type="checkbox"/>	143.00#	2180	2954	3988	4218	37	235

**A** **B** **C** **D** **E**

## HOW TO ORDER

- Indicate the following information on order form:
- Quantity of each item.
  - Model number, including options. See "How To Build a Model Number".
  - Any special service required.

Note: • The  indicates that a choice is required.  
 • The absence of the  indicates that no choice is required.  
 • Alpha-numeric characters in place of  indicate that no other alternatives are available.

## HOW TO BUILD A MODEL NUMBER

- A** Select basic model.
 

<b>74P</b>	- 74P edge
<b>34R</b>	- 1-1/4" Wood band, radius corner
<b>RE</b>	- Veneer reed
<b>PT</b>	- Plateau-post-formed veneer
- C** Select edge color. Refer to the **Product Color Options** page in this price list. Edge color offerings are based on edge style selections.
- D** Select base finish. Refer to the **Product Color Options** page in this price list.
- E** Select surface finish. Refer to the **Product Color Options** page in this price list. Surface finish offerings are based on edge style selections.

## FINISH INFORMATION

### Additional Laminate Offering

Additional laminates beyond KI standard offering, are available with two weeks extended leadtime. To specify additional laminates, use these designators followed by the supplier's color/pattern code:

Formica - LF/supplier's color pattern code  
 Nevamar - LN/supplier's color pattern code  
 Wilsonart - LW/supplier's color pattern code

KI's standard laminate finish is the supplier's recommended finish for that color/pattern. Note: Nonstandard laminates from these suppliers (example: textured laminates), require a Product Modification Request. Contact customer service for details.

### Color Match

KI offers the additional option of color matching paint, polypropylene, or wood stain through Product Modification Requests. Contact customer service for details.

## SPECIAL SERVICES

### Special Carton Marking

With specially marked information N/C

### Shipping

Ships **knocked down, FOB Bondue1, WI 54107, freight prepaid**. Fixed tables are freight class 70. Folding tables are freight class 125.

Specifications and prices are subject to change without prior notice.

# Athens® Tables

Round--Flat Disc Base, 5.5" Column, Fixed Height

# Athens® Tables

Round--Flat Disc Base, 5.5" Column, Fixed Height



MODEL	Features	A	MODEL NUMBER					Approx. Packaged Weight					Laminate Grade 2 add to list price	Laminate Grade 3 add to list price
			Basic Model	Edge Style	Edge Color	Base Finish	Surface Finish		74P Edge (74P)	1-1/4" Wood Band Edge (34R)	Veneer Reed (RE)	Veneer Plateau (PT)		
<p><b>Round Tables, 5" Column, 29"H</b></p> <ul style="list-style-type: none"> <li>5" column diameter on 48" and 54" tables</li> <li>6" column diameter on 60" tables</li> <li>29" unit height</li> <li>32" base diameter on 48", 54" and 60" tables</li> <li>Flat disc base</li> </ul>	Powdercoat	48" Diameter	AH5R4829P	<input type="checkbox"/>	<input type="checkbox"/>	<input type="checkbox"/>	<input type="checkbox"/>	160.00#	\$ 2119	\$ 2877	\$ 3936	\$ 4082	\$ 37	\$ 235
	Chrome	48" Diameter	AH5R4829C	<input type="checkbox"/>	<input type="checkbox"/>	CH	<input type="checkbox"/>	160.00#	2805	3452	4725	4898	37	235
	Powdercoat	54" Diameter	AH5R5429P	<input type="checkbox"/>	<input type="checkbox"/>	<input type="checkbox"/>	<input type="checkbox"/>	177.00#	2514	3356	N/A	N/A	53	368
	Chrome	54" Diameter	AH5R5429C	<input type="checkbox"/>	<input type="checkbox"/>	CH	<input type="checkbox"/>	177.00#	3327	4030	N/A	N/A	53	368
	Powdercoat	60" Diameter	AH6R6029P	<input type="checkbox"/>	<input type="checkbox"/>	<input type="checkbox"/>	<input type="checkbox"/>	256.00#	2725	3591	4579	4760	53	368
	Chrome	60" Diameter	AH6R6029C	<input type="checkbox"/>	<input type="checkbox"/>	CH	<input type="checkbox"/>	256.00#	3609	4310	5492	5707	53	368
<p><b>Round Tables, 5" Column, 42"H</b></p> <ul style="list-style-type: none"> <li>5" column diameter</li> <li>42" unit height</li> <li>32" base diameter on 48" tables</li> <li>Flat disc base</li> </ul>	Powdercoat	48" Diameter	AH5R4842P	<input type="checkbox"/>	<input type="checkbox"/>	<input type="checkbox"/>	<input type="checkbox"/>	166.00#	\$ 3027	\$ 3890	\$ 4880	\$ 5057	\$ 37	\$ 235
	Chrome	48" Diameter	AH5R4842C	<input type="checkbox"/>	<input type="checkbox"/>	CH	<input type="checkbox"/>	166.00#	3609	4668	5854	6070	37	235

**A**   **B**   **C**   **D**   **E**

## HOW TO ORDER

- Indicate the following information on order form:
- Quantity of each item.
  - Model number, including options. See "How To Build a Model Number".
  - Any special service required.

Note: • The  indicates that a choice is required.  
 • The absence of the  indicates that no choice is required.  
 • Alpha-numeric characters in place of  indicate that no other alternatives are available.

## HOW TO BUILD A MODEL NUMBER

- A** Select basic model.
 

<b>74P</b>	- 74P edge
<b>34R</b>	- 1-1/4" Wood band, radius corner
<b>RE</b>	- Veneer reed
<b>PT</b>	- Plateau-post-formed veneer
- B** Select edge style.
- C** Select edge color. Refer to the **Product Color Options** page in this price list. Edge color offerings are based on edge style selections.
- D** Select base finish. Refer to the **Product Color Options** page in this price list.
- E** Select surface finish. Refer to the **Product Color Options** page in this price list. Surface finish offerings are based on edge style selections.

## FINISH INFORMATION

**Additional Laminate Offering**  
 Additional laminates beyond KI standard offering, are available with two weeks extended leadtime. To specify additional laminates, use these designators followed by the supplier's color/pattern code:

Formica - LF/supplier's color pattern code  
 Nevamar - LN/supplier's color pattern code  
 Wilsonart - LW/supplier's color pattern code

KI's standard laminate finish is the supplier's recommended finish for that color/pattern. Note: Nonstandard laminates from these suppliers (example: textured laminates), require a Product Modification Request. Contact customer service for details.

**Color Match**  
 KI offers the additional option of color matching paint, polypropylene, or wood stain through Product Modification Requests. Contact customer service for details.

## SPECIAL SERVICES

**Special Carton Marking**  
 With specially marked information    N/C

**Shipping**  
 Ships **knocked down, FOB Bonduel, WI 54107, freight prepaid**. Fixed tables are freight class 70. Folding tables are freight class 125.

Specifications and prices are subject to change without prior notice.

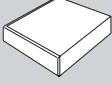
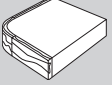
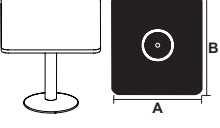
## Athens® Booth Tables

Square--Flat Disc Base, 4" Column, Fixed Height

## Athens® Booth Tables

Square--Flat Disc Base, 4" Column, Fixed Height



MODEL	Features	A x B	MODEL NUMBER					Approx. Packaged Weight	 74P Edge (74P)	 1-1/4" Wood Band Edge (34R)	Laminate Grade 2 add to list price	Laminate Grade 3 add to list price
			Basic Model	Edge Style	Edge Color	Base Finish	Surface Finish					
 AHDAC <b>Square Tables, 4" column, 29"H</b> <ul style="list-style-type: none"> <li>• 4" column diameter</li> <li>• 29" unit height</li> <li>• Square top with rounded corners</li> <li>• 32" base diameter on 48" tables</li> <li>• Flat disc base</li> </ul>	Powdercoat	48 x 48"	AHDAC48P	<input type="checkbox"/> <input type="checkbox"/> <input type="checkbox"/>	<input type="checkbox"/> <input type="checkbox"/> <input type="checkbox"/>	<input type="checkbox"/> <input type="checkbox"/>	<input type="checkbox"/> <input type="checkbox"/> <input type="checkbox"/>	230.00#	\$ 2056	\$ 3208	\$ 37	\$ 235
	Chrome	48 x 48"	AHDAC48C	<input type="checkbox"/> <input type="checkbox"/> <input type="checkbox"/>	<input type="checkbox"/> <input type="checkbox"/> <input type="checkbox"/>	CH	<input type="checkbox"/> <input type="checkbox"/> <input type="checkbox"/>	230.00#	2742	3817	37	235

## HOW TO ORDER

Indicate the following information on order form:

1. Quantity of each item.
2. Model number, including options. See "How To Build a Model Number".
3. Any special service required.

Note: • The  indicates that a choice is required.

- The absence of the  indicates that no choice is required.
- Alpha-numeric characters in place of  indicate that no other alternatives are available.

## HOW TO BUILD A MODEL NUMBER

- A** Select basic model.
- B** Select edge style.  
**74P** - 74P edge  
**34R** - 1-1/4" Wood band, radius corner
- C** Select edge color.  
 Refer to the **Product Color Options** page in this price list.  
 Edge color offerings are based on edge style selections.
- D** Select base finish.  
 Refer to the **Product Color Options** page in this price list.
- E** Select surface finish.  
 Refer to the **Product Color Options** page in this price list.  
 Surface finish offerings are based on edge style selections.

## FINISH INFORMATION

## Additional Laminate Offering

Additional laminates beyond KI standard offering, are available with two weeks extended leadtime. To specify additional laminates, use these designators followed by the supplier's color/pattern code:

Formica - LF/supplier's color pattern code  
 Nevamar - LN/supplier's color pattern code  
 Wilsonart - LW/supplier's color pattern code

KI's standard finish is the supplier's recommended finish for that color/pattern.

Note: Nonstandard laminates from these suppliers (example: textured laminates), require an up-charge and additional leadtime.  
 Contact KI.

## Additional Stains

Specially stained edges beyond the KI standard offering (as shown under Edge Color column on Product Color Options page) are also available.  
 Contact KI.

## SPECIAL SERVICES

## Special Carton Marking

With specially marked information N/C

## Shipping

Ships **knocked down, FOB Bondue1, WI 54107, freight prepaid**. Fixed tables are freight class 70. Folding tables are freight class 125.

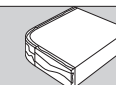
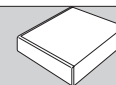
Specifications and prices are subject to change without prior notice.

# Athens® Booth Tables

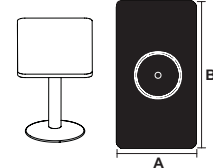
Rectangular--Flat Disc Base, 4" Column, Fixed Height

# Athens® Booth Tables

Rectangular--Flat Disc Base, 4" Column, Fixed Height



MODEL	Features	A x B	MODEL NUMBER					Approx. Packaged Weight	74P Edge (74P)	1-1/4" Wood Band Edge (34R)	Laminate Grade 2 add to list price	Laminate Grade 3 add to list price
			Basic Model	Edge Style	Edge Color	Base Finish	Surface Finish					
<b>Rectangular Tables, 4" column, 29"H</b> • 4" column diameter • 29" unit height • Rectangular top with rounded corners • 20" base diameter on 24" tables • 24" base diameter on 26", 30" and 36" tables • 32" base diameter on 42" tables • Flat disc base	Powdercoat	24 x 48"	AHDAA2448P	<input type="checkbox"/>	<input type="checkbox"/>	<input type="checkbox"/>	135.00#	\$ 1151	\$ 2001	\$ 19	\$ 120	
	Chrome	24 x 48"	AHDAA2448C	<input type="checkbox"/>	CH	<input type="checkbox"/>	135.00#	1742	2578	19	120	
	Powdercoat	26 x 48"	AHDAA2648P	<input type="checkbox"/>	<input type="checkbox"/>	<input type="checkbox"/>	140.00#	1220	2112	19	120	
	Chrome	26 x 48"	AHDAA2648C	<input type="checkbox"/>	CH	<input type="checkbox"/>	140.00#	1809	2605	19	120	
	Powdercoat	30 x 48"	AHDAA3048P	<input type="checkbox"/>	<input type="checkbox"/>	<input type="checkbox"/>	150.00#	1295	2166	27	178	
	Chrome	30 x 48"	AHDAA3048C	<input type="checkbox"/>	CH	<input type="checkbox"/>	150.00#	1891	2660	27	178	
	Powdercoat	36 x 48"	AHDAA3648P	<input type="checkbox"/>	<input type="checkbox"/>	<input type="checkbox"/>	160.00#	1330	2331	37	235	
	Chrome	36 x 48"	AHDAA3648C	<input type="checkbox"/>	CH	<input type="checkbox"/>	160.00#	1946	2933	37	235	
	Powdercoat	42 x 48"	AHDAA4248P	<input type="checkbox"/>	<input type="checkbox"/>	<input type="checkbox"/>	220.00#	2029	3152	37	235	
	Chrome	42 x 48"	AHDAA4248C	<input type="checkbox"/>	CH	<input type="checkbox"/>	220.00#	2660	3762	37	235	



AHDAA

**A** **B** **C** **D** **E**

## HOW TO ORDER

- Indicate the following information on order form:
- Quantity of each item.
  - Model number, including options. See "How To Build a Model Number".
  - Any special service required.

Note:

- The  indicates that a choice is required.
- The absence of the  indicates that no choice is required.
- Alpha-numeric characters in place of  indicate that no other alternatives are available.

## HOW TO BUILD A MODEL NUMBER

- A** Select basic model.
- B** Select edge style.  

<b>74P</b>	- 74P edge
<b>34R</b>	- 1-1/4" Wood band, radius corner
- C** Select edge color.  
Refer to the **Product Color Options** page in this price list.  
Edge color offerings are based on edge style selections.
- D** Select base finish.  
Refer to the **Product Color Options** page in this price list.
- E** Select surface finish.  
Refer to the **Product Color Options** page in this price list.  
Surface finish offerings are based on edge style selections.

## FINISH INFORMATION

**Additional Laminate Offering**  
Additional laminates beyond KI standard offering, are available with two weeks extended leadtime. To specify additional laminates, use these designators followed by the supplier's color/pattern code:

- Formica - LF/supplier's color pattern code
- Nevamar - LN/supplier's color pattern code
- Wilsonart - LW/supplier's color pattern code

KI's standard finish is the supplier's recommended finish for that color/pattern.  
Note: Nonstandard laminates from these suppliers (example: textured laminates), require an up-charge and additional leadtime.  
Contact KI.

**Additional Stains**  
Specially stained edges beyond the KI standard offering (as shown under Edge Color column on Product Color Options page) are also available.  
Contact KI.

## SPECIAL SERVICES

### Special Carton Marking

With specially marked information N/C

**Shipping**  
Ships **knocked down, FOB Bondue1, WI 54107, freight prepaid**. Fixed tables are freight class 70. Folding tables are freight class 125.

Specifications and prices are subject to change without prior notice.



1330 BELLEVUE STREET  
GREEN BAY, WI 54302  
800.424.2432 / KI.COM

KI is a trusted expert for furniture and wall systems around the globe.  
USA | CANADA | MEXICO | UK | EUROPE | ASIA | MIDDLE EAST  
© 2024 Krueger International, Inc. All Rights Reserved.