



**KATERA<sup>TM</sup>**  
**SEATING**

---

**PRICE LIST**

EFFECTIVE APRIL 2, 2026  
800.424.2432



---

<b>Ordering Customer's Own Material (C.O.M.) Upholstery</b>	
Information	3

---

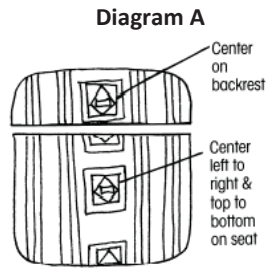
<b>Katera™</b>	
General Information	4
Product Color Options	11
Stack, Guest and Bariatric Chairs	12
Transport Dolly	17
Stools	18



### How to Specify

As a standard procedure, KI applies seating upholstery as swatched by the textile distributor. Reference distributor's website. Upholstery that is required to be applied differently than is swatched, will need a Product Modification Request written specifying the direction the upholstery is to be applied.

Seating upholstery requiring specific positioning of intricate patterns or patterns repeats on seats and backrests, will need a Product Modification Request written including a sketch noting the specific requirements, as in Diagram A.



When directional or patterned fabrics are used, they often require more yardage than solid colors.

C.O.M. must be supplied in continuous yardage.

C.O.M. yardage requirements accompanying products in the pricing section are for 10 chairs/seats or less, 54" wide nondirectional material. On larger orders, less material is required.

Leather hides must be a minimum of 50 square feet of usable material. The outer edges cannot be calculated as square feet or yardage. To determine square footage, multiply unit yardage by 18 square feet to obtain the total square footage required per unit.

For exact production yardage requirements, call 1-800-424-2432, ext. 2707.

### Production

Customer's upholstery must be approved prior to acceptance for production.

C.O.M. not received into the appropriate facility 3 weeks prior to acknowledged delivery date may go on hold. See KI C.O.M. Shipping Location listing for the correct facility address by product.

### Testing

When KI requires testing, actual yardage to upholster one chair may be required. The C.O.M. Specialist will confirm model and fabric testing requirements when applicable.

Approved test samples will be applied to the order or will be held for 6 months. After 6 months, the sample will no longer be applied to your order. For all product testing, send fabric samples to the manufacturing facility. See KI C.O.M. Shipping Location listing for the correct facility address by product.

All C.O.M. must be labeled with the KI product order number and customer purchase order number.

### Treated Materials

If C.O.M. requires processing such as a stain resistance treatment or acrylic backing, it may shrink. To prevent delays in delivery or back ordering due to shrinkage, please have your processor verify measurement after processing and assure adequate yardage shipped.

### Split Orders

If a portion of the shipment which does not require C.O.M. application is to be processed and shipped early, KI will enter the order immediately at your request. These split shipments are subject to minimum order changes.

### Excess Upholstery Material

KI will dispose of excess upholstery material at the time of shipment unless expressly requested to return it with the product shipment.

### Cancelled or Changed Orders

KI assumes no responsibility for extra C.O.M. due to a change of upholstery or cancellation of an order. If it the customer's responsibility to arrange for return of the material.

Contact the C.O.M. Specialist at 1-800-424-2432, ext. 2707, with questions or to request a split order.

### C.O.M. SHIPPING LOCATION

<b>Architectural Walls</b> Evoke..... MN Genius..... MN  <b>Casegoods</b> Aristotle.....MN Likha.....MN  <b>Classroom Furniture</b> Cogni ..... GB Intellect Wave ..... GB Learn2.....GB Ruckus..... GB  <b>Desking</b> 700 Series ..... KP Balance ..... MN Genesis ..... MN True ..... KP Universal ..... MN WorkZone ..... MN  <b>Files &amp; Storage</b> 700 Series..... GB Connection .....BW U-Series..... GB Tattoo.....BW  <b>Fixed Seating</b> Concerto.....BW Single Pedestal ..... GB Jury Base ..... GB Lancaster.....BW Sequence ..... GB University ..... GB	<b>Panel Systems</b> All Terrain.....KP Balance ..... MN Universal ..... MN Wireworks..... MN Unite..... MN  <b>Residence Hall Furniture</b> RoomScape..... MN  <b>Screens</b> All Terrain.....KP Connection Zone.....BW Tributaire.....BW True/Volition ..... KP Genesis.....KP Tattoo..... MN Universal.....BW  <b>Seating</b> 600 Series.....BW Affina .....HN Altus ..... GB Apply ..... GB Calida .....HN Cascha .....VT Civara .....VT Clamber .....HN Cogni ..... GB Diem .....OM Doni ..... GB Gladly .....VQ Grazie ..... GB Hub .....HN Impress .....OM	Impress Ultra .....OM Intellect Wave ..... GB Jessa .....HN Jubilee .....VQ Katera..... GB Kurv Benches.....HN Learn2.....GB LimeLite..... GB Lyra .....HN Medical & Laboratory Stools.....OM MyPlace .....HN MyWay .....HN Oath ..... GB Opt4 ..... GB Pilot .....OM Promenade .....BW Ruckus..... GB Sela .....HN Sift ..... GB Signia.....OM Soltice Metal .....HN Soltice.....HN Sonrisa .....HN Strive ..... GB Sway .....BW Tattoo.....HN Torsion-on-the-Go! ..... GB Torsion Air ..... GB Zeker .....HN Zentori .....VT Zoetry.....HN
--	---	--

### KI C.O.M. Manufacturing Site Addresses:

<b>BW</b> KI Bonduel Attn: COM Storage 204 West South St. Bonduel, WI 54107	<b>HN</b> KI High Point Attn: COM Storage 217 Feld Avenue High Point, NC 27263	<b>MN</b> KI Manitowoc Attn: COM Storage 1400 S. 41st St. Manitowoc, WI 54220	<b>VQ</b> KI Attn: COM Fabrics 6892 Marlin Circle La Palma, CA 90623
<b>GB</b> KI Green Bay Attn: COM Storage 1687 Westminster Drive - Gate 3 Green Bay, WI 54302	<b>KP</b> KI Pembroke Attn: COM Storage 1000 Olympic Dr. Pembroke, Ontario K8A6X7	<b>OM</b> KI Attn: COM Storage 1110 S. Mildred Ave. Ontario, CA 91761	<b>VT</b> KI Attn: COM Storage 2803 South Taylor Drive Sheboygan, WI 53081



Four-Leg Armless Chair



Four-Leg Arm Chair



XL Bariatric Armless Chair



XL Bariatric Arm Chair



Transport Dolly

#### Features

Stackable	•	•		
Poly, wood, upholstered seat, upholstered seat/back	•	•		
Ganger Option	•	•		

#### General Dimensions

Seat width	16-1/2"	16-1/2"	30"	30"
Seat depth	17-1/2"	17-1/2"	20"	20"
Seat height (upholstered add 1/2")	17-3/4"	17-3/4"	20"	20"

#### Overall Dimensions

Width	18-3/4"	23"	32"	35-3/8"	23"
Depth	21-3/4"	21-3/4"	25"	25"	32"
Height	31-1/4"	31-1/4"	35"	35"	19"
Arms to Floor		26-3/4"		26-11/16"	

#### Stacking on Dolly

Overall Width	23"	24-1/2"		
Overall Depth	38"	38"		
Quantity/height-poly	12 Chairs/60-1/2" High	12 Chairs/62" High		
Quantity/height-upholstered	6 Chairs/43" High	6 Chairs/47" High		

#### Stacking on Floor

Width	23"	24-1/2"		
Depth	30"	30"		
Quantity/height-poly	6 Chairs/41" High	6 Chairs/41" High		
Quantity/height-upholstered	3 Chairs/37" High	3 Chairs/37" High		



Four-Leg Armless Cafe Stool, 24" Height



Four-Leg Cafe Stool with Arms, 24" Height



Four-Leg Armless Cafe Stool, 30" Height



Four-Leg Cafe Stool with Arms, 30" Height

#### Features

Stackable				
Poly, wood, upholstered seat, upholstered seat/back	•	•	•	•
Ganger Option				

#### General Dimensions

Seat width	16-1/2"	16-1/2"	16-1/2"	16-1/2"
Seat depth	17-1/2"	17-1/2"	17-1/2"	17-1/2"
Seat height (upholstered add 1")	24"	24"	30"	30"

#### Overall Dimensions

Width	18-3/4"	23"	18-3/4"	23"
Depth	23-3/4"	23-3/4"	23-3/4"	23-3/4"
Height	38"	38"	44"	44"
Arms to Floor		33-1/4"		39-1/4"

#### INFORMATION

##### C.O.M. Testing and Production Requirements

Not all materials are suitable for upholstering this product. A 1 yd. x 54" sample must be submitted and approved prior to acceptance of an order. If the fabric is directional in pattern or weave, the direction must be indicated on the submitted sample, and additional yardage may be requested.

Test sample must be sent to:

KI  
Attn: C.O.M. Storage  
1687 Westminster Drive - Gate 3  
Green Bay, WI 54302

##### Fabric Disclaimer

Fabric will be applied as swatched by the fabric manufacturer. Fabric that is required to be applied differently than is swatched will need a Product Modification Request written specifying the direction the fabric is to be applied.

##### Stacking Vinyl, Polyurethane, and Imitation Leather Upholstered Chairs

If stacking frequently and for long periods of time, it is recommended that upholstery other than vinyl, polyurethane or imitation leather be used to avoid impressions in the seat cushion. KI does not warrant the effects of stacking on stock or COM vinyl, polyurethane or imitation leather upholstery.

#### INFORMATION


##### Warranty

Refer to KI Terms & Conditions document or visit [ki.com](http://ki.com)

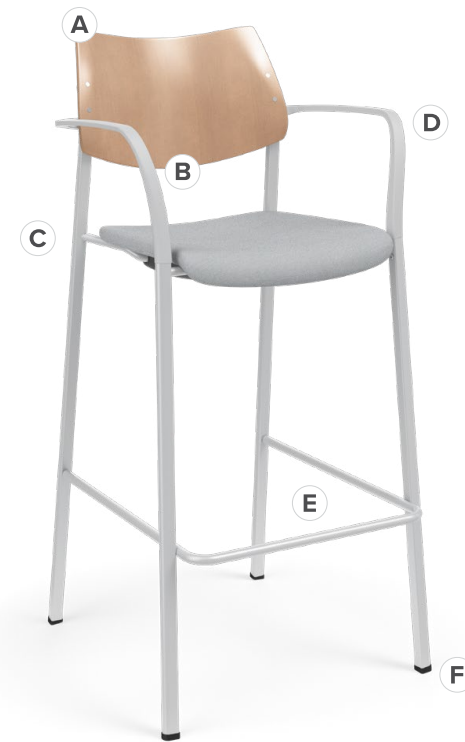
## KATERA STACK/GUEST CHAIR FEATURES



- A. Comfort**  
Waterfall front seat edge eliminates pressure points for a long-term sit. Backrest and seat are designed to follow the curves of the human body, creating built-in contours that fit the user.
- B. Material Options**  
Available in all poly, poly with upholstered seat, all wood, wood with upholstered seat or upholstered seat and back.
- C. Ganger Option**  
Retractable ganger mounts to underside of chair frame. Gangs with arms or armless. Field installable.
- D. Optional Arms**  
Available with integral polypropylene/glass-reinforced arms with a steel insert for maximum strength, designed for an open feel and additional room for users of all sizes.
- E. Glides**  
Guest chair - optional black plastic, steel or felt snap-in glides are level with the floor to reduce wear. Glide caps are interchangeable and field-replaceable.
- F. Stacking**  
Guest chair stacks 12-high on dolly and 6-high on floor (poly or wood). Transport dolly for ease of movement and storage.



## KATERA CAFÉ STOOL FEATURES



- A. Contoured Comfort**  
Backrest and seat are designed to follow the curves of the human body, creating built-in contours that fit the user. Waterfall front seat edge eliminates pressure points for a long-term sit.
- B. Material Options**  
Available in all poly, poly with upholstered seat, all wood, wood with upholstered seat or upholstered seat and back.
- C. Height Options**  
Available in 24" or 30" seat heights.
- D. Optional Arms**  
Available with integral polypropylene/glass-reinforced arms with a steel insert for maximum strength, designed for an open feel and additional room for users of all sizes.
- E. Foot Ring**  
Foot ring is ½" diameter steel wire.
- F. Glides**  
Stool - Optional black poly, steel or felt snap-in glides are level with the floor to reduce wear. Glide caps are interchangeable and field-replaceable.



## Katera™ 4-Leg Chair & Café Stools

### Poly Seat & Backrest

The seat and backrest are injected in polypropylene copolymer with 15% foam. The seat and back each include four locations for attachment to the chair frame.

### Wood Seat & Backrest

Wood seat and backrest are molded Beech plywood. The seat and back are stained to KI standard specification, then varnished with a UV polyurethane containing and color fading protectant. The seat and back each include four locations for attachment to the chair frame.

### Optional Upholstered Seat & Back

Seat foam is molded to a nominal 15 mm thickness, attached to an injection-molded polypropylene liner board, then upholstered using a draw string process. Back foam is a nominal 5 mm thickness and is attached to an injection-molded polypropylene liner. The liner and foam are then inserted into an upholstered cover and secured with heat activated glue. The upholstered backs are finished on the lower edge with a black zipper. Attachment method for the upholstered seat and back is the same for poly seats and backs.

### 4-Leg Frames

Legs frames are made from 1.9 mm thick tubular D-shaped ( $\frac{3}{4}$ " x 1") steel. Steel wire and U-channels form the crossmembers. All joints are welded. Aluminum support brackets are inserted in the rear legs and allow the backrest of the chair to be secured. The support bracket hardware is concealed by a polypropylene cap, color matched to the frame paint. When chrome is selected, the caps will be chromed metal.

### Café Stool Frames

Café Stool models are available in 4-leg frames, and in 24" and 30" seat heights. Frames are equipped with a reinforcing footring made of 17 mm diameter tube, which is welded to the tubular frame and open in the back. Stool models do not stack.

### Frame Finishes

Frames are finished in either powder-coat paint, or bright nickel-chrome plating. The aluminum back supports are painted to match the frame color and will be polished when chrome plating is chosen.

### Arms

Optional armrests are available. The armrests are injection-molded glass-reinforced polypropylene matching the frame finish (when frame finish is Chrome, arm color will need to be specified). The front of the arms include a steel insert for greater strength and method of attachment. The front part of the arms are inserted into the front legs of the chair and secured with screws. The rear part of the arms are inserted into the aluminum backrest support and secured with screws.

### Glides

The leg tubes are capped with D-shaped ( $\frac{7}{8}$ " x  $1\frac{1}{8}$ ") nylon leg end tube bodies that accommodate a snap-in steel glide which meets the floor. The four end tube glide bodies are different, depending on the leg in which they are inserted, due to the different shape of each leg. Each cap is numbered and includes notches to differentiate their placement. Polypropylene and felt glides are available on both 4-leg and café stool frames.

### Gangers

Optional gangers are available. Gangers are retractable, made of chrome-plated steel wire and are mounted to the underside of the chair frame. Gangers are not available on stool frames.

### Transport Dolly

Frame construction is welded tubular steel with black powder-coated finish and 5" wheels (two swivel and two fixed). All chair styles stack twelve high on a dolly and six high on the floor. Stool models do not stack.

## XL Bariatric Chairs

### Frame

Legs of 1" O.D. x 16-gauge high-strength tubular steel. The "kick back" rear legs increase structural integrity and add to stability. Side members and cross tube members are constructed of 1" O.D. x 14-gauge tubular steel. 11-gauge steel gussets are located on the front legs to increase strength and rigidity. All joints are manually welded. Formed 11-gauge steel brackets welded to the rear legs are used to support the backrest.

### Tube End Caps (armless chair)

End caps are made of molded plastic. The end cap will match the frame color. With chrome, the end cap will be black.

### Floor Glides

Available in chrome-plated steel or monochromatic plastic for standard four leg. (Black plastic on chrome frames).

### Upholstered Seat

Seat is flat, 5-ply,  $\frac{15}{32}$ " thick, radiate Pine plywood (AraucoPly® or similar) fastened to the frame with four screws through T-nuts embedded in the wood seat. A 2 $\frac{1}{2}$ " thick urethane foam cushion is glued to the seat.

### Upholstered Backrest

Backrest is constructed from  $\frac{1}{2}$ " thick plywood with 1" thick urethane foam applied to the front, and  $\frac{1}{2}$ " thick urethane foam applied to the back. The backrest assembly attaches to the frame with eight steel screws that thread into T-nuts that are pressed into the wood backrest.


### Armrests

Molded nylon pressed into the front and rear leg tubes. Armrests are monochromatic with frame. If the frame is chrome, colored armrests may be selected, otherwise if the frame is painted, the armrest color will match the frame.


### Frame Finishes

30-shen epoxy powder-coat paint is electrostatically applied. The dry coating is then fused and cured in a baking oven to form a smooth, continuous film. Finish is chemical resistant, hard, tough and mar resistant. Bright duplex nickel-chrome is applied to the frame in a twenty-two step process, making it impervious to staining, scuffing, scratching and corrosion.

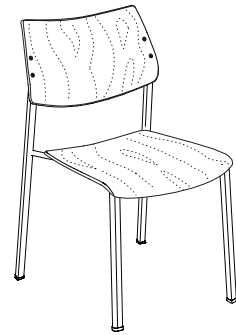
## Katera 4-Leg Armless Chairs



Kt1100

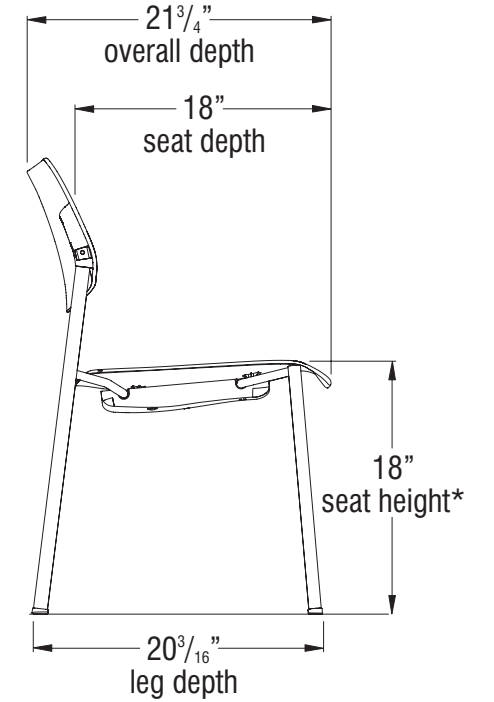
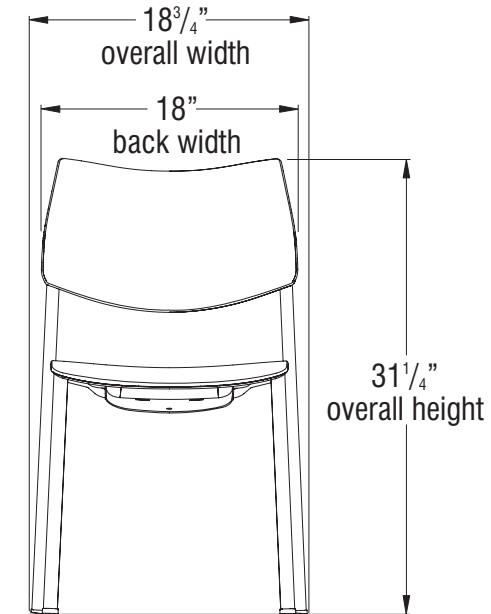


Kt1311




KI1W00

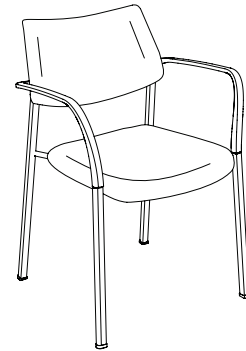
## Katera 4-Leg Armless Chair



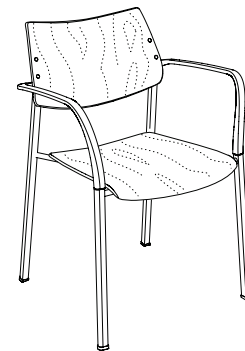
## Katera 4-Leg Armchairs



KTI111

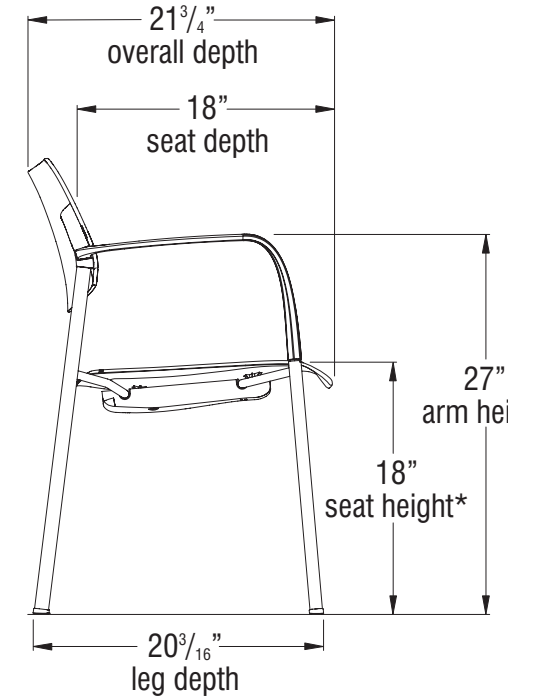
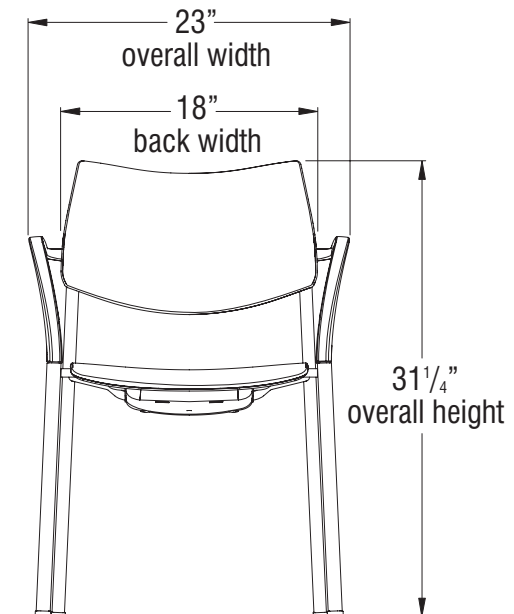


Kt1311

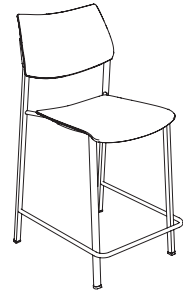


KI1W11


## Katera 4-Leg Armchair




## Katera 4-Leg 24" High Armless Café Stools



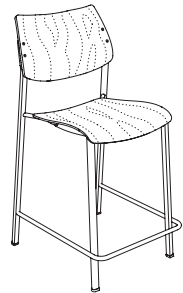
KT410024




KT420024



KT430024

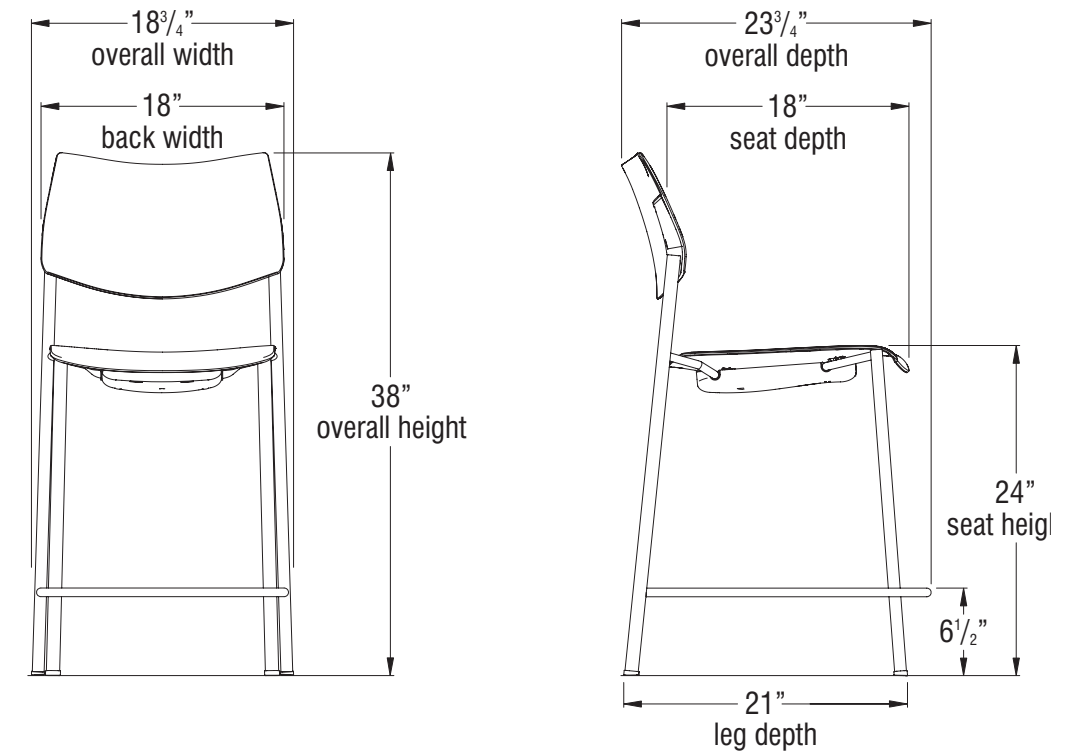


KT4W0024

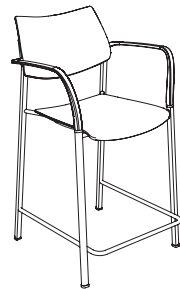


KT4V0024


## Katera 4-Leg 24" High Armless Café Stool



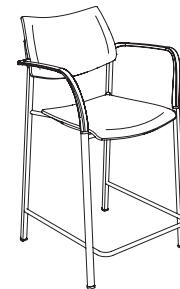
## Katera 4-Leg 24" High Café Stools with Arms



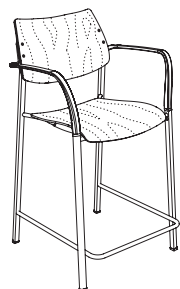
KT411124



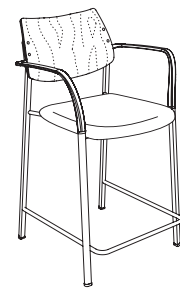
KT421124



KT431124

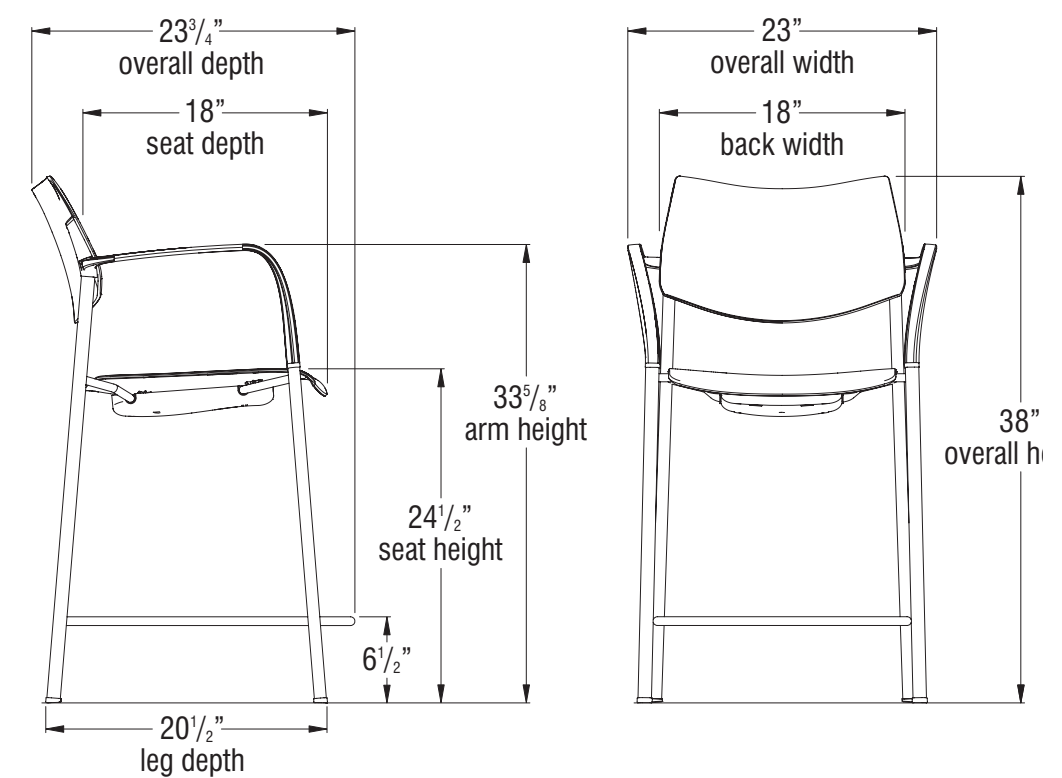


KT4W1124



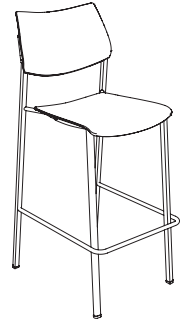
KT4V1124

## Katera 4-Leg 24" High Café Stool with Arms

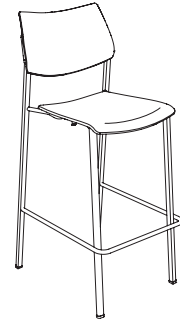




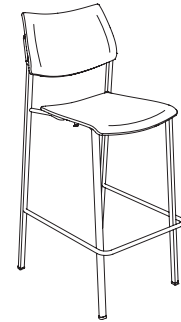
Katera 4-Leg 30" High Armless Café Stools



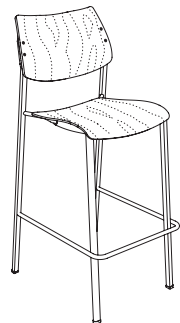
KT410030



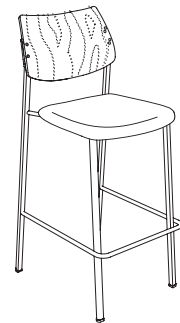
KT420030



KT430030

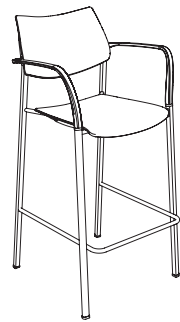


KT4W0024

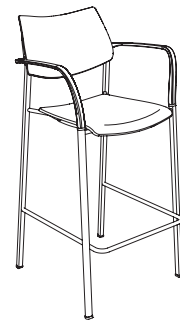


KT4V0030

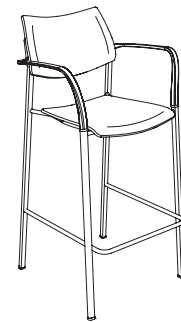
Katera 4-Leg 30" High Café Stools with Arms



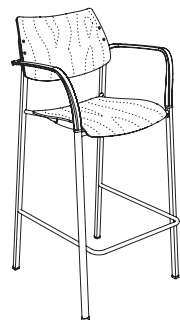
KT411130



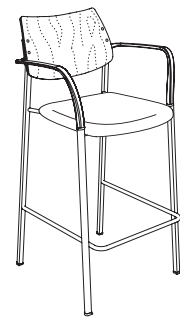
KT421130



KT431130

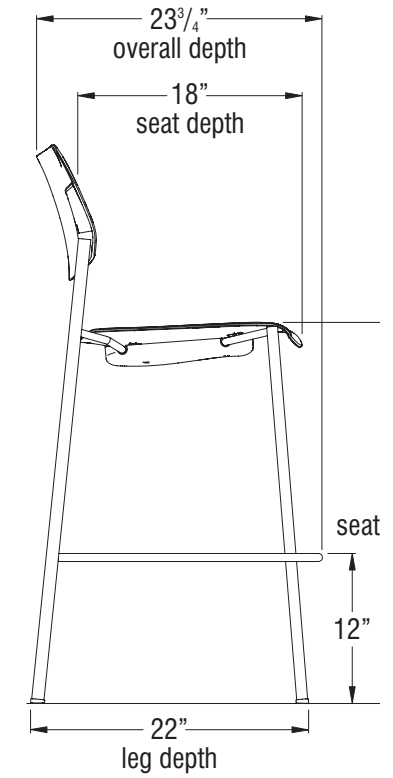
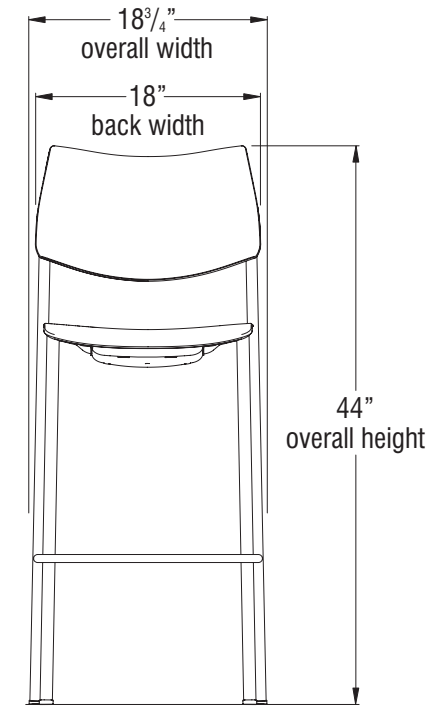


KT4W1130



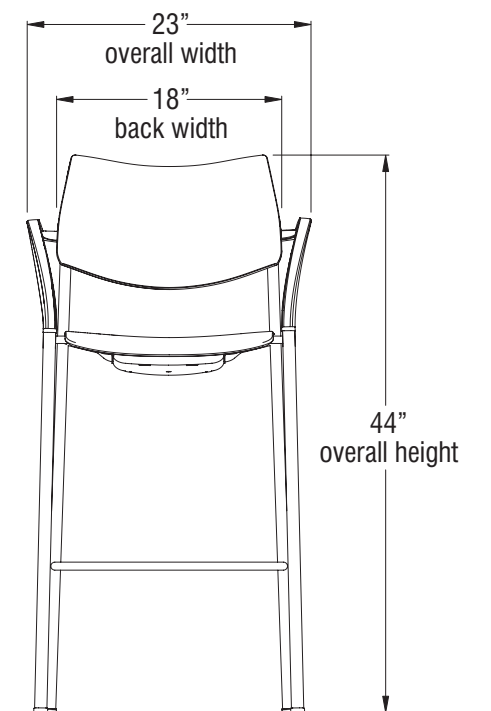
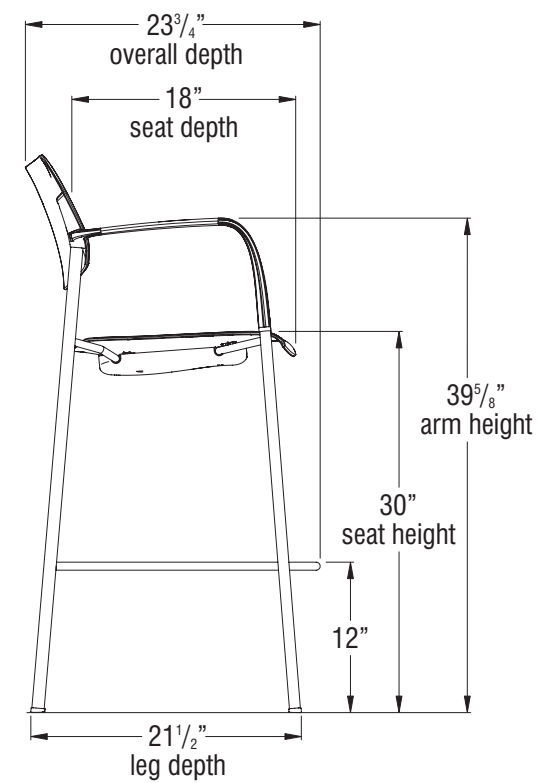
KT4V1130

Katera 4-Leg 30" High Armless Café Stool

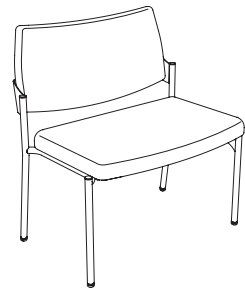


Katera 4-Leg 24" High Café Stool with Arms

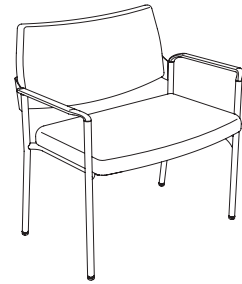
Katera 4-Leg 30" High Café Stool with Arms



## Katera XL Bariatric Chairs

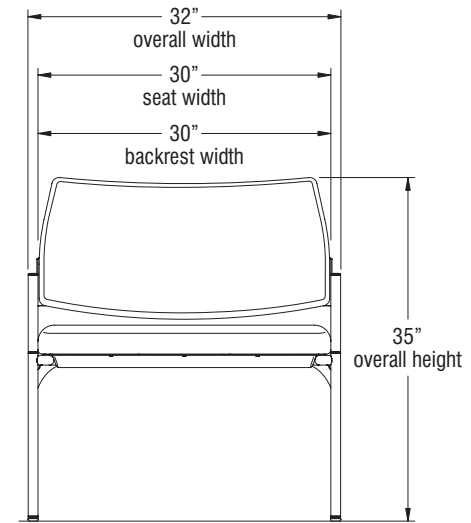


KTTX00

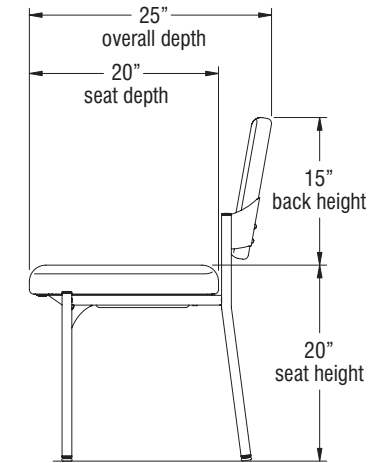


KTTX11

## Katera XL Bariatric Armless Chair

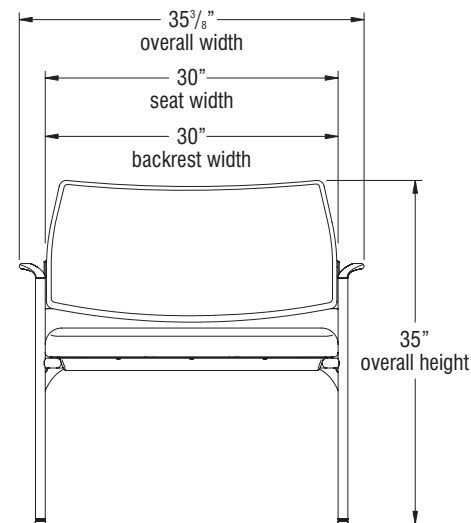


(front view)

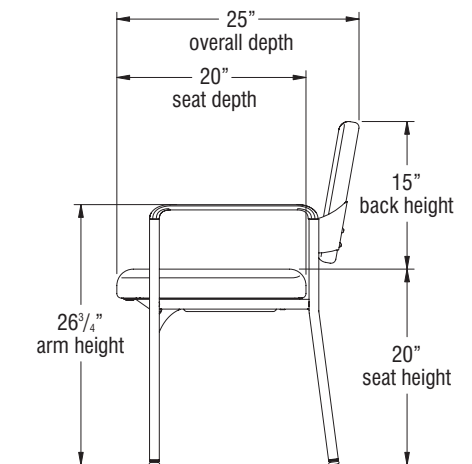


(side view)

## Katera XL Bariatric Armchair



(front view)



(side view)

**Seat and Back Color - Polypropylene**

Black  
Cool Grey  
Cottonwood  
Flannel  
Poppy Red  
Raw Jasper  
Sky Blue  
Tarragon  
Twilight Shadow  
Warm Grey

**Wood Back Finish**

Cherry Storm on Beech  
Cinnamon on Beech  
Cocoa on Beech  
Eclipse Black on Beech  
Florence Walnut on Beech  
Monticello Maple on Beech  
Natural on Beech  
River Cherry on Beech

**Arm Finish**

Black  
Cool Grey  
Cottonwood  
Flannel  
Poppy Red  
Raw Jasper  
Sky Blue  
Tarragon  
Twilight Shadow  
Warm Grey

**Frame/Leg Finish**

PBL	Black	BL
PCG	Blue Grey	GR
PCO	Bronze Metallic	ZM
PFN	Cayenne	CY
PPR	Champagne Metallic	CM
PRJ	Chrome	CH
PSK	Cool Grey	CG
PTQ	Cottonwood	CO
PTI	Earthen Clay	EY
PWG	Espresso Metallic	EX
	Everglade Shade	EV
	Flannel	FN
BCX	Glitz Metallic	GZ
BCN	Hazy Jade	HJ
BCA	Honey Bee	HY
BEB	Light Tone	LG
BFC	Mardi Gras	MG
BMT	Misty Brown	MY
BNA	Nemo	NE
BRY	Nordic	ND
	Poppy Red	PR
	Purple Haze	PH
ABL	Rainforest	RQ
ACG	Raw Jasper	RJ
ACO	Rubber Ducky	RK
AFN	Sand	SA
APR	Sky Blue	SK
ARJ	Starlight Silver Metallic	SX
ASK	Surf's Up	SP
ATQ	Tarragon	TQ
ATI	Twilight Shadow	TI
AWG	Ultra Blue	UB
	Warm Grey	WG
	Zesty Lime	ZL
	Black Textured (Matte)	BLT
	Cool Grey Textured (Matte)	CGT
	Cottonwood Textured (Matte)	COT
	Flannel Textured (Matte)	FNT
	Warm Grey Textured (Matte)	WGT



**Finish Cards**

View color swatches for items listed within this document.

**Paints****Plastics/Poly****Wood/Veneer****Laminates****Molded Edges****Edge Styles****Hard Plastics****Glass**

Certain options referenced may not be available on GSA Schedule.



MODEL	Features	MODEL NUMBER					Approx. Packaged Weight	Delivered Pricing	Delivered Pricing Fabric Grade 1 & C.O.M.	Delivered Pricing Fabric Grade 2	Delivered Pricing Fabric Grade 3 & Group 2V Vinyl	Delivered Pricing Pallas Fabric Group P0	Delivered Pricing Pallas Fabric Group P1	Delivered Pricing Pallas Fabric Group P2	Delivered Pricing Pallas Fabric Group P3
		Basic Model	Poly Seat/Back Color	Frame/Leg Finish	Glide Option	Upholstery Color									
 KT11 KT12 KT13	<b>Four-Leg Armless Chair with Glides</b> • Polypropylene or upholstered seat and/or back • Frame available in powdercoat steel or chrome • Polypropylene glide is level with floor. Available in black. • Stacks 12 high (6 high w/uph) on dolly • Stacks 6 high (3 high w/uph) on floor • Tested to 350 pound weight rating	Poly Seat/Back	KT1100	<input type="checkbox"/> <input type="checkbox"/> <input type="checkbox"/>	<input type="checkbox"/>	<input type="checkbox"/> <input type="checkbox"/> <input type="checkbox"/>	21.00#	\$ 484							
	Uph Seat/Poly Back	KT1200	<input type="checkbox"/> <input type="checkbox"/> <input type="checkbox"/>	<input type="checkbox"/>	<input type="checkbox"/> <input type="checkbox"/> <input type="checkbox"/>	<input type="checkbox"/> <input type="checkbox"/> <input type="checkbox"/> <input type="checkbox"/> <input type="checkbox"/>	21.00#	N/A	530	552	565	602	637	666	679
	Uph Seat/Back	KT1300		<input type="checkbox"/>	<input type="checkbox"/> <input type="checkbox"/> <input type="checkbox"/>	<input type="checkbox"/> <input type="checkbox"/> <input type="checkbox"/> <input type="checkbox"/>	21.00#	N/A	651	673	684	722	757	785	799
 KTH1 KTH2 KTH3	<b>Four-Leg Armless Chair with Glides, Ganging</b> • Ganger mounts to underside of frame • Ganger is retractable • Ganger is field installable • Ganger is made of chrome-plated steel wire	Poly Seat/Back	KTH100	<input type="checkbox"/> <input type="checkbox"/> <input type="checkbox"/>	<input type="checkbox"/>	<input type="checkbox"/> <input type="checkbox"/> <input type="checkbox"/>	21.00#	\$ 565							
	Uph Seat/Poly Back	KTH200	<input type="checkbox"/> <input type="checkbox"/> <input type="checkbox"/>	<input type="checkbox"/>	<input type="checkbox"/> <input type="checkbox"/> <input type="checkbox"/>	<input type="checkbox"/> <input type="checkbox"/> <input type="checkbox"/> <input type="checkbox"/> <input type="checkbox"/>	21.00#	N/A	611	632	645	682	718	746	759
	Uph Seat/Back	KTH300		<input type="checkbox"/>	<input type="checkbox"/> <input type="checkbox"/> <input type="checkbox"/>	<input type="checkbox"/> <input type="checkbox"/> <input type="checkbox"/> <input type="checkbox"/>	21.00#	N/A	732	754	764	802	838	867	880
				<b>A</b>	<b>B</b>	<b>C</b>	<b>D</b>	<b>E</b>							

**HOW TO ORDER**

- Indicate the following information on order form:
- Quantity of each item.
  - Model number, including options. See "How To Build a Model Number".
  - Any special service required.

Note: • The  indicates that a choice is required.  
 • The absence of the  indicates that no choice is required.  
 • Alpha-numeric characters in place of  indicate that no other alternatives are available.

**HOW TO BUILD A MODEL NUMBER**

- A** Select basic model.
- B** Select poly seat/back color.  
Refer to the **Product Color Options** page in this price list.
- C** Select frame/leg finish.  
Refer to the **Product Color Options** page in this price list.
- D** Select glide option.  

<b>GFT</b>	- Felt glides
<b>GPL</b>	- Plastic glides
<b>GSL</b>	- Steel glides
- E** Select upholstery grade/color.  
Refer to [ki.com/fabrics](http://ki.com/fabrics)

**UPHOLSTERY INFORMATION**

**C.O.M. Upholstery**  
 C.O.M. requirement for less than ten chairs is 1 yard of 54" wide nondirectional fabric. For ten or more chairs with an upholstered seat and back, the requirement is 3/4 yards. For an upholstered seat only, the requirement is 1/2 yards. For complete information on ordering C.O.M. see "Ordering Customer's Own Material (C.O.M) Upholstery." section.

**SPECIAL SERVICES**



**Special Carton Marking**

With specially marked information N/C

**Shipping**  
 Ships **assembled, FOB Green Bay, WI 54302, freight prepaid.** Freight class 125.

Specifications and prices are subject to change without prior notice.



MODEL	Features	MODEL NUMBER						Approx. Packaged Weight	Delivered Pricing	Delivered Pricing Fabric Grade 1 & C.O.M.	Delivered Pricing Fabric Grade 2	Delivered Pricing Fabric Grade 3 & Group 2V Vinyl	Delivered Pricing Pallas Fabric Group P0	Delivered Pricing Pallas Fabric Group P1	Delivered Pricing Pallas Fabric Group P2	Delivered Pricing Pallas Fabric Group P3
		Basic Model	Poly Seat/Back Color	Frame/Leg Finish	Arm Finish	Glide Option	Upholstery Color									
 KT11 KT12 KT13	<b>Four-Leg Arm Chair with Glides</b> • Polypropylene or upholstered seat and/or back • Frame available in powdercoat steel or chrome • Arm in polypropylene/glass-reinforced material with steel insert • Polypropylene glide is level with floor. Available in black • Stacks 12 high (6 high w/uph) on dolly • Stacks 6 high (3 high w/uph) on floor • Tested to 350 pound weight rating	Poly Seat/Back	KT1111	<input type="checkbox"/>	<input type="checkbox"/>	<input type="checkbox"/>	<input type="checkbox"/>	21.00#	\$ 598							
	Uph Seat/Poly Back	KT1211	<input type="checkbox"/>	<input type="checkbox"/>	<input type="checkbox"/>	<input type="checkbox"/>	<input type="checkbox"/>	21.00#	N/A	646	667	679	716	752	781	793
	Uph Seat/Back	KT1311		<input type="checkbox"/>	<input type="checkbox"/>	<input type="checkbox"/>	<input type="checkbox"/>	21.00#	N/A	723	744	756	793	829	857	870
 KTH1 KTH2 KTH3	<b>Four-Leg Arm Chair with Glides, Ganging</b> • Ganger mounts to underside of frame • Ganger is retractable • Ganger is field installable • Ganger is made of chrome-plated steel wire	Poly Seat/Back	KTH111	<input type="checkbox"/>	<input type="checkbox"/>	<input type="checkbox"/>	<input type="checkbox"/>	21.00#	\$ 679							
	Uph Seat/Poly Back	KTH211	<input type="checkbox"/>	<input type="checkbox"/>	<input type="checkbox"/>	<input type="checkbox"/>	<input type="checkbox"/>	21.00#	N/A	727	747	759	798	832	860	874
	Uph Seat/Back	KTH311		<input type="checkbox"/>	<input type="checkbox"/>	<input type="checkbox"/>	<input type="checkbox"/>	21.00#	N/A	803	826	837	874	910	938	951
				<b>A</b>	<b>B</b>	<b>C</b>	<b>D</b>	<b>E</b>	<b>F</b>							

**HOW TO ORDER**

- Indicate the following information on order form:
- Quantity of each item.
  - Model number, including options. See "How To Build a Model Number".
  - Any special service required.

Note: • The  indicates that a choice is required.  
 • The absence of the  indicates that no choice is required.  
 • Alpha-numeric characters in place of  indicate that no other alternatives are available.

**HOW TO BUILD A MODEL NUMBER**

- A** Select basic model.
- B** Select poly seat/back color. Refer to the **Product Color Options** page in this price list.
- C** Select frame/leg finish. Refer to the **Product Color Options** page in this price list.
- D** Select arm finish. Refer to the **Product Color Options** page in this price list.
- E** Select glide option.
  - GFT** - Felt glides
  - GPL** - Plastic glides
  - GSL** - Steel glides
- F** Select upholstery grade/color. Refer to [ki.com/fabrics](http://ki.com/fabrics)

**UPHOLSTERY INFORMATION**

**C.O.M. Upholstery**  
 C.O.M. requirement for less than ten chairs is 1 yard of 54" wide nondirectional fabric. For ten or more chairs with an upholstered seat and back, the requirement is 3/4 yards. For an upholstered seat only, the requirement is 1/2 yards. For complete information on ordering C.O.M. see "Ordering Customer's Own Material (C.O.M) Upholstery." section.



**SPECIAL SERVICES**

**Special Carton Marking**  
 With specially marked information N/C

**Shipping**  
 Ships **assembled, FOB Green Bay, WI 54302, freight prepaid.** Freight class 125.

Specifications and prices are subject to change without prior notice.



MODEL	Features	MODEL NUMBER					Approx. Packaged Weight	Delivered Pricing	Delivered Pricing Fabric Grade 1 & C.O.M.	Delivered Pricing Fabric Grade 2	Delivered Pricing Fabric Grade 3 & Group 2V Vinyl	Delivered Pricing Pallas Fabric Group P0	Delivered Pricing Pallas Fabric Group P1	Delivered Pricing Pallas Fabric Group P2	Delivered Pricing Pallas Fabric Group P3
		Basic Model	Wood Finish	Frame/Leg Finish	Glide Option	Upholstery Color									
 KT1W KT1V	<b>Four-Leg Wood Armless Chair with Glides</b> • Wood seat and back with optional upholstered seat • Frame available in powdercoat steel or chrome • Polypropylene glide is level with floor. Available in black • Stacks 12 high (6 high w/uph) on dolly • Stacks 6 high (3 high w/uph) on floor • Tested to 350 pound weight rating	Wood Seat/Back	KT1W00	<input type="checkbox"/> <input type="checkbox"/> <input type="checkbox"/> <input type="checkbox"/>	<input type="checkbox"/> <input type="checkbox"/>	<input type="checkbox"/> <input type="checkbox"/> <input type="checkbox"/>	21.00#	\$ 800							
		Uph Seat/Wood Back	KT1V00	<input type="checkbox"/> <input type="checkbox"/> <input type="checkbox"/> <input type="checkbox"/>	<input type="checkbox"/> <input type="checkbox"/>	<input type="checkbox"/> <input type="checkbox"/> <input type="checkbox"/> <input type="checkbox"/>	21.00#	N/A	849	869	881	918	954	983	995
 KTHW KTHV	<b>Four-Leg Wood Armless Chair with Glides, Ganging</b> • Ganger mounts to underside of frame • Ganger is retractable • Ganger is field installable • Ganger is made of chrome-plated steel wire	Wood Seat/Back	KTHW00	<input type="checkbox"/> <input type="checkbox"/> <input type="checkbox"/> <input type="checkbox"/>	<input type="checkbox"/> <input type="checkbox"/>	<input type="checkbox"/> <input type="checkbox"/> <input type="checkbox"/>	21.00#	\$ 881							
		Uph Seat/Wood Back	KTHV00	<input type="checkbox"/> <input type="checkbox"/> <input type="checkbox"/> <input type="checkbox"/>	<input type="checkbox"/> <input type="checkbox"/>	<input type="checkbox"/> <input type="checkbox"/> <input type="checkbox"/> <input type="checkbox"/>	21.00#	N/A	929	950	963	999	1035	1064	1077
				<b>A</b>	<b>B</b>	<b>C</b>	<b>D</b>	<b>E</b>							

**HOW TO ORDER**

Indicate the following information on order form:

- Quantity of each item.
- Model number, including options. See "How To Build a Model Number".
- Any special service required.

Note:

- The  indicates that a choice is required.
- The absence of the  indicates that no choice is required.
- Alpha-numeric characters in place of  indicate that no other alternatives are available.

**HOW TO BUILD A MODEL NUMBER**

**A** Select basic model.

**B** Select wood finish.  
Refer to the **Product Color Options** page in this price list.

**C** Select frame/leg finish.  
Refer to the **Product Color Options** page in this price list.

**D** Select glide option.  
**GFT** - Felt glides  
**GPL** - Plastic glides  
**GSL** - Steel glides

**E** Select upholstery grade/color.  
Refer to [ki.com/fabrics](http://ki.com/fabrics)

**UPHOLSTERY INFORMATION**

**C.O.M. Upholstery**  
C.O.M. requirement for less than ten chairs is 1 yard of 54" wide nondirectional fabric. For ten or more chairs with an upholstered seat and back, the requirement is 3/4 yards. For an upholstered seat only, the requirement is 1/2 yards. For complete information on ordering C.O.M. see "Ordering Customer's Own Material (C.O.M) Upholstery." section.



**SPECIAL SERVICES**

**Special Carton Marking**  
With specially marked information N/C

**Shipping**  
Ships **assembled, FOB Green Bay, WI 54302, freight prepaid.** Freight class 125.

Specifications and prices are subject to change without prior notice.



MODEL	Features	MODEL NUMBER						Approx. Packaged Weight	Delivered Pricing	Delivered Pricing Fabric Grade 1 & C.O.M.	Delivered Pricing Fabric Grade 2	Delivered Pricing Fabric Grade 3 & Group 2V Vinyl	Delivered Pricing Pallas Fabric Group P0	Delivered Pricing Pallas Fabric Group P1	Delivered Pricing Pallas Fabric Group P2	Delivered Pricing Pallas Fabric Group P3
		Basic Model	Wood Finish	Frame/Leg Finish	Arm Finish	Glide Option	Upholstery Color									
 KT1W KT1V	<b>Four-Leg Wood Arm Chair with Glides</b> • Wood seat and back with optional upholstered seat • Frame available in powdercoat steel or chrome • Arm in polypropylene/glass-reinforced material with steel insert • Polypropylene glide is level with floor. Available in black • Stacks 12 high (6 high w/uph) on dolly • Stacks 6 high (3 high w/uph) on floor • Tested to 350 pound weight rating	Wood Seat/Back	KT1W11	<input type="checkbox"/> <input type="checkbox"/> <input type="checkbox"/> <input type="checkbox"/>	<input type="checkbox"/>	<input type="checkbox"/> <input type="checkbox"/>	<input type="checkbox"/> <input type="checkbox"/>		21.00#	\$ 914						
		Uph Seat/Wood Back	KT1V11	<input type="checkbox"/> <input type="checkbox"/> <input type="checkbox"/> <input type="checkbox"/>	<input type="checkbox"/>	<input type="checkbox"/> <input type="checkbox"/>	<input type="checkbox"/> <input type="checkbox"/>	<input type="checkbox"/> <input type="checkbox"/> <input type="checkbox"/> <input type="checkbox"/>		21.00#	N/A	964	984	995	1034	1068
 KTHW KTHV	<b>Four-Leg Wood Arm Chair with Glides, Ganging</b> • Ganger mounts to underside of frame • Ganger is retractable • Ganger is field installable • Ganger is made of chrome-plated steel wire	Wood Seat/Back	KTHW11	<input type="checkbox"/> <input type="checkbox"/> <input type="checkbox"/> <input type="checkbox"/>	<input type="checkbox"/>	<input type="checkbox"/> <input type="checkbox"/>	<input type="checkbox"/> <input type="checkbox"/>		21.00#	\$ 995						
		Uph Seat/Wood Back	KTHV11	<input type="checkbox"/> <input type="checkbox"/> <input type="checkbox"/> <input type="checkbox"/>	<input type="checkbox"/>	<input type="checkbox"/> <input type="checkbox"/>	<input type="checkbox"/> <input type="checkbox"/>	<input type="checkbox"/> <input type="checkbox"/> <input type="checkbox"/> <input type="checkbox"/>		21.00#	N/A	1044	1065	1077	1115	1149

**A**   **B**   **C**   **D**   **E**   **F**

**HOW TO ORDER**

- Indicate the following information on order form:
- Quantity of each item.
  - Model number, including options. See "How To Build a Model Number".
  - Any special service required.

Note: • The  indicates that a choice is required.  
 • The absence of the  indicates that no choice is required.  
 • Alpha-numeric characters in place of  indicate that no other alternatives are available.

**HOW TO BUILD A MODEL NUMBER**

- A** Select basic model.
- B** Select wood finish.  
Refer to the **Product Color Options** page in this price list.
- C** Select frame/leg finish.  
Refer to the **Product Color Options** page in this price list.
- D** Select arm finish.  
Refer to the **Product Color Options** page in this price list.
- E** Select glide option.  

<b>GFT</b>	- Felt glides
<b>GPL</b>	- Plastic glides
<b>GSL</b>	- Steel glides
- F** Select upholstery grade/color.  
Refer to [ki.com/fabrics](http://ki.com/fabrics)

**UPHOLSTERY INFORMATION**

**C.O.M. Upholstery**  
 C.O.M. requirement for less than ten chairs is 1 yard of 54" wide nondirectional fabric. For ten or more chairs with an upholstered seat and back, the requirement is 3/4 yards. For an upholstered seat only, the requirement is 1/2 yards. For complete information on ordering C.O.M. see "Ordering Customer's Own Material (C.O.M) Upholstery." section.

**SPECIAL SERVICES**



**Special Carton Marking**

With specially marked information    N/C

**Shipping**  
 Ships **assembled, FOB Green Bay, WI 54302, freight prepaid.** Freight class 125.

Specifications and prices are subject to change without prior notice.



MODEL	Features	MODEL NUMBER					Approx. Packaged Weight	Delivered Pricing Fabric Grade 1 & C.O.M.	Delivered Pricing Fabric Grade 2	Delivered Pricing Fabric Grade 3 & Group 2V Vinyl	Delivered Pricing Pallas Fabric Group P0	Delivered Pricing Pallas Fabric Group P1	Delivered Pricing Pallas Fabric Group P2	Delivered Pricing Pallas Fabric Group P3	
		Basic Model	Frame/Leg Finish	Arm Finish	Glide Option	Upholstery Color									
 <p><b>XL Bariatric Armless Chair</b></p> <ul style="list-style-type: none"> <li>• Bariatric rated to 600 pounds</li> <li>• Upholstered seat and back</li> <li>• Frame available in powdercoat steel, or chrome</li> <li>• Arm or armless models</li> <li>• Non-stacking</li> </ul>	Uph Seat/Back	KTT700	<input type="checkbox"/>		<input type="checkbox"/>	<input type="checkbox"/>	28.00#	\$ 1248	\$ 1288	\$ 1311	\$ 1378	\$ 1446	\$ 1499	\$ 1522	
<p>KTT7</p>  <p><b>XL Bariatric Arm Chair</b></p> <ul style="list-style-type: none"> <li>• Bariatric rated to 600 pounds</li> <li>• Upholstered seat and back</li> <li>• Frame available in powdercoat steel, or chrome</li> <li>• Arm or armless models</li> <li>• Non-stacking</li> </ul>	Uph Seat/Back	KTT711	<input type="checkbox"/>	<input type="checkbox"/>	<input type="checkbox"/>	<input type="checkbox"/>	33.00#	\$ 1352	\$ 1392	\$ 1415	\$ 1483	\$ 1550	\$ 1603	\$ 1626	

**A**   **B**   **C**   **D**   **E**

**HOW TO ORDER**

- Indicate the following information on order form:
1. Quantity of each item.
  2. Model number, including options. See "How To Build a Model Number".
  3. Any special service required.

Note:

- The  indicates that a choice is required.
- The absence of the  indicates that no choice is required.
- Alpha-numeric characters in place of  indicate that no other alternatives are available.

**HOW TO BUILD A MODEL NUMBER**

- A** Select basic model.
- B** Select frame/leg finish. Refer to the **Product Color Options** page in this price list.
- C** Select arm finish. Refer to the **Product Color Options** page in this price list.
- D** Select glide option.
 

<b>GPL</b>	- Plastic glides
<b>GSL</b>	- Chrome plated steel glides
- E** Select upholstery grade/color. Refer to [ki.com/fabrics](http://ki.com/fabrics)

**UPHOLSTERY INFORMATION**

**C.O.M. Upholstery**  
C.O.M. requirement for less than ten chairs is 1 yard of 54" wide nondirectional fabric. For ten or more chairs with an upholstered seat and back, the requirement is 3/4 yards. For an upholstered seat only, the requirement is 1/2 yards. For complete information on ordering C.O.M. see "Ordering Customer's Own Material (C.O.M) Upholstery." section.

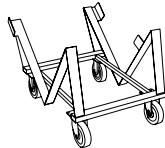
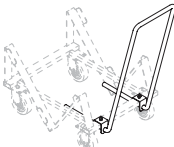
**SPECIAL SERVICES**

**Special Carton Marking**  
With specially marked information    N/C

**Shipping**  
Ships **assembled, FOB Green Bay, WI 54302, freight prepaid.** Freight class 125.

Specifications and prices are subject to change without prior notice.



MODEL	MODEL NUMBER		Approx. Packaged Weight	Delivered Pricing
	Basic Model			
 KAA01 <b>Transport Dolly</b> • Can accommodate up to 12 unupholstered or 6 upholstered chairs • Easy maneuverability with 5" casters: two fixed, two swivel • Black powder-coated finish	KCD.BL		31.00#	\$ 519
 AC800 <b>Universal Dolly Handle</b> • Field installable • Provides convenient handle for relocating dolly when empty or loaded • Overall dolly height with handle is 37"	UDH.BL		9.00#	\$ 210

**A**

**HOW TO ORDER**

- Indicate the following information on order form:
- Quantity of each item.
  - Model number, including options. See "How To Build a Model Number".
  - Any special service required.

Note:

- The  indicates that a choice is required.
- The absence of the  indicates that no choice is required.
- Alpha-numeric characters in place of  indicate that no other alternatives are available.

**HOW TO BUILD A MODEL NUMBER**

**A** Select basic model.

**SPECIAL SERVICES**

**Special Carton Marking**



With specially marked information N/C

**Shipping**

Ships **assembled, FOB Green Bay, WI 54302, freight prepaid.** Freight class 125.

Specifications and prices are subject to change without prior notice.



MODEL	Features	MODEL NUMBER						Approx. Packaged Weight	Delivered Pricing	Delivered Pricing Fabric Grade 1 & C.O.M.	Delivered Pricing Fabric Grade 2	Delivered Pricing Fabric Grade 3 & Group 2V Vinyl	Delivered Pricing Pallas Fabric Group P0	Delivered Pricing Pallas Fabric Group P1	Delivered Pricing Pallas Fabric Group P2	Delivered Pricing Pallas Fabric Group P3
		Basic Model	Poly Seat/Back Color	Frame/Leg Finish	Arm Finish	Glide Option	Upholstery Color									
 KT41 KT42 KT43 <b>Four-Leg Armless Cafe Stools with Glides, 24" Height</b> • Polypropylene or upholstered seat and/or back • Frame available in powdercoat steel or chrome • Polypropylene glide is level with floor. Available in black • Tested to 350 pound weight rating • 24" H stool specified for use with 36" H tables • Stool does not stack	Poly Seat/Back	KT410024	<input type="checkbox"/> <input type="checkbox"/> <input type="checkbox"/>	<input type="checkbox"/>		<input type="checkbox"/> <input type="checkbox"/> <input type="checkbox"/>		30.00#	\$ 782							
	Uph Seat/Poly Back	KT420024	<input type="checkbox"/> <input type="checkbox"/> <input type="checkbox"/>	<input type="checkbox"/>		<input type="checkbox"/> <input type="checkbox"/> <input type="checkbox"/>	<input type="checkbox"/> <input type="checkbox"/> <input type="checkbox"/> <input type="checkbox"/> <input type="checkbox"/>	30.00#	N/A	830	852	861	900	936	965	977
	Uph Seat/Back	KT430024		<input type="checkbox"/>		<input type="checkbox"/> <input type="checkbox"/> <input type="checkbox"/>	<input type="checkbox"/> <input type="checkbox"/> <input type="checkbox"/> <input type="checkbox"/> <input type="checkbox"/>	30.00#	N/A	950	970	983	1021	1054	1085	1097
 KT41 KT42 KT43 <b>Four-Leg Cafe Stool with Arm and Glides, 24" Height</b> • Polypropylene or upholstered seat and/or back • Frame available in powdercoat steel or chrome • Polypropylene glide is level with floor. Available in black • Arm in polypropylene/glass-reinforced material with steel insert • Tested to 350 pound weight rating • 24" H stool specified for use with 36" H tables • Stool does not stack	Poly Seat/Back	KT411124	<input type="checkbox"/> <input type="checkbox"/> <input type="checkbox"/>	<input type="checkbox"/>	<input type="checkbox"/> <input type="checkbox"/> <input type="checkbox"/>	<input type="checkbox"/> <input type="checkbox"/> <input type="checkbox"/>		30.00#	\$ 896							
	Uph Seat/Poly Back	KT421124	<input type="checkbox"/> <input type="checkbox"/> <input type="checkbox"/>	<input type="checkbox"/>	<input type="checkbox"/> <input type="checkbox"/> <input type="checkbox"/>	<input type="checkbox"/> <input type="checkbox"/> <input type="checkbox"/>	<input type="checkbox"/> <input type="checkbox"/> <input type="checkbox"/> <input type="checkbox"/> <input type="checkbox"/>	30.00#	N/A	944	966	977	1015	1050	1079	1092
	Uph Seat/Back	KT431124		<input type="checkbox"/>	<input type="checkbox"/> <input type="checkbox"/> <input type="checkbox"/>	<input type="checkbox"/> <input type="checkbox"/> <input type="checkbox"/>	<input type="checkbox"/> <input type="checkbox"/> <input type="checkbox"/> <input type="checkbox"/> <input type="checkbox"/>	30.00#	N/A	1022	1043	1053	1092	1127	1156	1169
			<b>A</b>	<b>B</b>	<b>C</b>	<b>D</b>	<b>E</b>	<b>F</b>								

**HOW TO ORDER**

- Indicate the following information on order form:
- Quantity of each item.
  - Model number, including options. See "How To Build a Model Number".
  - Any special service required.

Note: • The  indicates that a choice is required.  
 • The absence of the  indicates that no choice is required.  
 • Alpha-numeric characters in place of  indicate that no other alternatives are available.

**HOW TO BUILD A MODEL NUMBER**

- A** Select basic model.
- B** Select poly seat/back color.  
Refer to the **Product Color Options** page in this price list.
- C** Select frame/leg finish.  
Refer to the **Product Color Options** page in this price list.
- D** Select arm finish.  
Refer to the **Product Color Options** page in this price list.
- E** Select glide option.  

<b>GFT</b>	- Felt glides
<b>GPL</b>	- Plastic glides
<b>GSL</b>	- Steel glides
- F** Select upholstery grade/color.  
Refer to [ki.com/fabrics](http://ki.com/fabrics)

**UPHOLSTERY INFORMATION**

**C.O.M. Upholstery**  
 C.O.M. requirement for less than ten chairs is 1 yard of 54" wide nondirectional fabric. For ten or more chairs with an upholstered seat and back, the requirement is 3/4 yards. For an upholstered seat only, the requirement is 1/2 yards. For complete information on ordering C.O.M. see "Ordering Customer's Own Material (C.O.M) Upholstery." section.

**SPECIAL SERVICES**


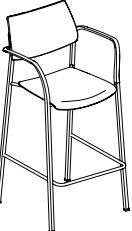
**Special Carton Marking**

With specially marked information N/C

**Shipping**  
 Ships assembled, FOB Green Bay, WI 54302, freight prepaid. Freight class 125.

Specifications and prices are subject to change without prior notice.



MODEL	Features	MODEL NUMBER						Approx. Packaged Weight	Delivered Pricing	Delivered Pricing Fabric Grade 1 & C.O.M.	Delivered Pricing Fabric Grade 2	Delivered Pricing Fabric Grade 3 & Group 2V Vinyl	Delivered Pricing Pallas Fabric Group P0	Delivered Pricing Pallas Fabric Group P1	Delivered Pricing Pallas Fabric Group P2	Delivered Pricing Pallas Fabric Group P3
		Basic Model	Poly Seat/Back Color	Frame/Leg Finish	Arm Finish	Glide Option	Upholstery Color									
 KT41 KT42 KT43 <b>Four-Leg Armless Cafe Stools with Glides, 30" Height</b> • Polypropylene or upholstered seat and/or back • Frame available in powdercoat steel or chrome • Polypropylene glide is level with floor. Available in black • Tested to 350 pound weight rating • 30" H stool specified for use with 42" H tables • Stool does not stack	Poly Seat/Back	KT410030	<input type="checkbox"/> <input type="checkbox"/> <input type="checkbox"/>	<input type="checkbox"/>		<input type="checkbox"/> <input type="checkbox"/> <input type="checkbox"/>		35.00#	\$ 782							
	Uph Seat/Poly Back	KT420030	<input type="checkbox"/> <input type="checkbox"/> <input type="checkbox"/>	<input type="checkbox"/>		<input type="checkbox"/> <input type="checkbox"/> <input type="checkbox"/>	<input type="checkbox"/> <input type="checkbox"/> <input type="checkbox"/> <input type="checkbox"/> <input type="checkbox"/>	35.00#	N/A	830	852	861	900	936	965	977
	Uph Seat/Back	KT430030		<input type="checkbox"/>		<input type="checkbox"/> <input type="checkbox"/> <input type="checkbox"/>	<input type="checkbox"/> <input type="checkbox"/> <input type="checkbox"/> <input type="checkbox"/> <input type="checkbox"/>	35.00#	N/A	950	970	983	1021	1054	1085	1097
 KT41 KT42 KT43 <b>Four-Leg Cafe Stools with Arm and Glides, 30" Height</b> • Polypropylene or upholstered seat and/or back • Frame available in powdercoat steel or chrome • Polypropylene glide is level with floor. Available in black • Arm in polypropylene/glass-reinforced material with steel insert • Tested to 350 pound weight rating • 30" H stool specified for use with 42" H tables • Stool does not stack	Poly Seat/Back	KT411130	<input type="checkbox"/> <input type="checkbox"/> <input type="checkbox"/>	<input type="checkbox"/>	<input type="checkbox"/> <input type="checkbox"/> <input type="checkbox"/>	<input type="checkbox"/> <input type="checkbox"/> <input type="checkbox"/>		35.00#	\$ 896							
	Uph Seat/Poly Back	KT421130	<input type="checkbox"/> <input type="checkbox"/> <input type="checkbox"/>	<input type="checkbox"/>	<input type="checkbox"/> <input type="checkbox"/> <input type="checkbox"/>	<input type="checkbox"/> <input type="checkbox"/> <input type="checkbox"/>	<input type="checkbox"/> <input type="checkbox"/> <input type="checkbox"/> <input type="checkbox"/> <input type="checkbox"/>	35.00#	N/A	944	966	977	1015	1050	1079	1092
	Uph Seat/Back	KT431130		<input type="checkbox"/>	<input type="checkbox"/> <input type="checkbox"/> <input type="checkbox"/>	<input type="checkbox"/> <input type="checkbox"/> <input type="checkbox"/>	<input type="checkbox"/> <input type="checkbox"/> <input type="checkbox"/> <input type="checkbox"/> <input type="checkbox"/>	35.00#	N/A	1022	1043	1053	1092	1127	1156	1169
			<b>A</b>	<b>B</b>	<b>C</b>	<b>D</b>	<b>E</b>	<b>F</b>								

**HOW TO ORDER**

- Indicate the following information on order form:
- Quantity of each item.
  - Model number, including options. See "How To Build a Model Number".
  - Any special service required.

Note: • The  indicates that a choice is required.  
 • The absence of the  indicates that no choice is required.  
 • Alpha-numeric characters in place of  indicate that no other alternatives are available.

**HOW TO BUILD A MODEL NUMBER**

- A** Select basic model.
- B** Select poly seat/back color.  
Refer to the **Product Color Options** page in this price list.
- C** Select frame/leg finish.  
Refer to the **Product Color Options** page in this price list.
- D** Select arm finish.  
Refer to the **Product Color Options** page in this price list.
- E** Select glide option.  

<b>GFT</b>	- Felt glides
<b>GPL</b>	- Plastic glides
<b>GSL</b>	- Steel glides
- F** Select upholstery grade/color.  
Refer to [ki.com/fabrics](http://ki.com/fabrics)

**UPHOLSTERY INFORMATION**

**C.O.M. Upholstery**  
 C.O.M. requirement for less than ten chairs is 1 yard of 54" wide nondirectional fabric. For ten or more chairs with an upholstered seat and back, the requirement is 3/4 yards. For an upholstered seat only, the requirement is 1/2 yards. For complete information on ordering C.O.M. see "Ordering Customer's Own Material (C.O.M) Upholstery." section.

**SPECIAL SERVICES**



**Special Carton Marking**

With specially marked information N/C

**Shipping**  
 Ships **assembled, FOB Green Bay, WI 54302, freight prepaid.** Freight class 125.

Specifications and prices are subject to change without prior notice.



MODEL	Features	MODEL NUMBER						Approx. Packaged Weight	Delivered Pricing	Delivered Pricing Fabric Grade 1 & C.O.M.	Delivered Pricing Fabric Grade 2	Delivered Pricing Fabric Grade 3 & Group 2V Vinyl	Delivered Pricing Pallas Fabric Group P0	Delivered Pricing Pallas Fabric Group P1	Delivered Pricing Pallas Fabric Group P2	Delivered Pricing Pallas Fabric Group P3
		Basic Model	Wood Finish	Frame/Leg Finish	Arm Finish	Glide Option	Upholstery Color									
 KT4W KT4V <b>Four-Leg Wood Armless Cafe Stools with Glides, 24" Height</b> • Wood seat and back with optional upholstered seat • Frame available in powdercoat steel or chrome • Polypropylene glide is level with floor. Available in black • Tested to 350 pound weight rating • 24" H stool specified for use with 36" H tables • Stool does not stack	Wood Seat/Back	KT4W0024	<input type="checkbox"/> <input type="checkbox"/> <input type="checkbox"/> <input type="checkbox"/>	<input type="checkbox"/>		<input type="checkbox"/> <input type="checkbox"/>		30.00#	\$ 1099							
	Uph Seat/Wood Back	KT4V0024	<input type="checkbox"/> <input type="checkbox"/> <input type="checkbox"/> <input type="checkbox"/>	<input type="checkbox"/>		<input type="checkbox"/> <input type="checkbox"/>	<input type="checkbox"/> <input type="checkbox"/> <input type="checkbox"/> <input type="checkbox"/>	30.00#	N/A	1146	1168	1179	1217	1253	1281	1295
 KT4W KT4V <b>Four-Leg Wood Cafe Stools with Arm and Glides, 24" Height</b> • Wood seat and back with optional upholstered seat • Frame available in powdercoat steel or chrome • Polypropylene glide is level with floor. Available in black • Arm in polypropylene/glass-reinforced material with steel insert • Tested to 350 pound weight rating • 24" H stool specified for use with 36" H tables • Stool does not stack	Wood Seat/Back	KT4W1124	<input type="checkbox"/> <input type="checkbox"/> <input type="checkbox"/> <input type="checkbox"/>	<input type="checkbox"/>		<input type="checkbox"/> <input type="checkbox"/>	<input type="checkbox"/> <input type="checkbox"/>	30.00#	\$ 1214							
	Uph Seat/Wood Back	KT4V1124	<input type="checkbox"/> <input type="checkbox"/> <input type="checkbox"/> <input type="checkbox"/>	<input type="checkbox"/>		<input type="checkbox"/> <input type="checkbox"/>	<input type="checkbox"/> <input type="checkbox"/> <input type="checkbox"/> <input type="checkbox"/>	30.00#	N/A	1260	1282	1295	1331	1367	1396	1409
			<b>A</b>	<b>B</b>	<b>C</b>	<b>D</b>	<b>E</b>	<b>F</b>								

**HOW TO ORDER**

- Indicate the following information on order form:
- Quantity of each item.
  - Model number, including options. See "How To Build a Model Number".
  - Any special service required.

Note:

- The  indicates that a choice is required.
- The absence of the  indicates that no choice is required.
- Alpha-numeric characters in place of  indicate that no other alternatives are available.

**HOW TO BUILD A MODEL NUMBER**

- A** Select basic model.
- B** Select wood finish. Refer to the **Product Color Options** page in this price list.
- C** Select frame/leg finish. Refer to the **Product Color Options** page in this price list.
- D** Select arm finish. Refer to the **Product Color Options** page in this price list.
- E** Select glide option.
 

<b>GFT</b>	- Felt glides
<b>GPL</b>	- Plastic glides
<b>GSL</b>	- Steel glides
- F** Select upholstery grade/color. Refer to [ki.com/fabrics](http://ki.com/fabrics)

**UPHOLSTERY INFORMATION**

**C.O.M. Upholstery**  
 C.O.M. requirement for less than ten chairs is 1 yard of 54" wide nondirectional fabric. For ten or more chairs with an upholstered seat and back, the requirement is 3/4 yards. For an upholstered seat only, the requirement is 1/2 yards. For complete information on ordering C.O.M. see "Ordering Customer's Own Material (C.O.M) Upholstery." section.

**SPECIAL SERVICES**

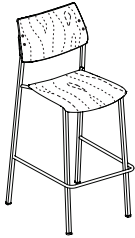
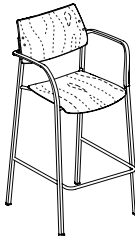
**Special Carton Marking**

With specially marked information N/C

**Shipping**  
 Ships **assembled, FOB Green Bay, WI 54302, freight prepaid.** Freight class 125.

Specifications and prices are subject to change without prior notice.



MODEL	Features	MODEL NUMBER						Approx. Packaged Weight	Delivered Pricing	Delivered Pricing Fabric Grade 1 & C.O.M.	Delivered Pricing Fabric Grade 2	Delivered Pricing Fabric Grade 3 & Group 2V Vinyl	Delivered Pricing Pallas Fabric Group P0	Delivered Pricing Pallas Fabric Group P1	Delivered Pricing Pallas Fabric Group P2	Delivered Pricing Pallas Fabric Group P3
		Basic Model	Wood Finish	Frame/Leg Finish	Arm Finish	Glide Option	Upholstery Color									
 KT4W KT4V <b>Four-Leg Wood Armless Cafe Stools with Glides, 30" Height</b> • Wood seat and back with optional upholstered seat • Frame available in powdercoat steel or chrome • Polypropylene glide is level with floor. Available in black • Tested to 350 pound weight rating • 30" H stool specified for use with 42" H tables • Stool does not stack	Wood Seat/Back	KT4W0030	<input type="checkbox"/> <input type="checkbox"/> <input type="checkbox"/> <input type="checkbox"/>	<input type="checkbox"/>		<input type="checkbox"/> <input type="checkbox"/>		35.00#	\$ 1099							
	Uph Seat/Wood Back	KT4V0030	<input type="checkbox"/> <input type="checkbox"/> <input type="checkbox"/> <input type="checkbox"/>	<input type="checkbox"/>		<input type="checkbox"/> <input type="checkbox"/>	<input type="checkbox"/> <input type="checkbox"/> <input type="checkbox"/> <input type="checkbox"/>	35.00#	N/A	1146	1168	1179	1217	1253	1281	1295
 KT4W KT4V <b>Four-Leg Wood Cafe Stools with Arm and Glides, 30" Height</b> • Wood seat and back with optional upholstered seat • Frame available in powdercoat steel or chrome • Polypropylene glide is level with floor. Available in black • Arm in polypropylene/glass-reinforced material with steel insert • Tested to 350 pound weight rating • 30" H stool specified for use with 42" H tables • Stool does not stack	Wood Seat/Back	KT4W1130	<input type="checkbox"/> <input type="checkbox"/> <input type="checkbox"/> <input type="checkbox"/>	<input type="checkbox"/>		<input type="checkbox"/> <input type="checkbox"/>	<input type="checkbox"/> <input type="checkbox"/>	35.00#	\$ 1214							
	Uph Seat/Wood Back	KT4V1130	<input type="checkbox"/> <input type="checkbox"/> <input type="checkbox"/> <input type="checkbox"/>	<input type="checkbox"/>		<input type="checkbox"/> <input type="checkbox"/>	<input type="checkbox"/> <input type="checkbox"/> <input type="checkbox"/> <input type="checkbox"/>	35.00#	N/A	1260	1282	1295	1331	1367	1396	1409
			<b>A</b>	<b>B</b>	<b>C</b>	<b>D</b>	<b>E</b>	<b>F</b>								

**HOW TO ORDER**

- Indicate the following information on order form:
- Quantity of each item.
  - Model number, including options. See "How To Build a Model Number".
  - Any special service required.

Note: • The  indicates that a choice is required.  
 • The absence of the  indicates that no choice is required.  
 • Alpha-numeric characters in place of  indicate that no other alternatives are available.

**HOW TO BUILD A MODEL NUMBER**

- A** Select basic model.
- B** Select wood finish.  
Refer to the **Product Color Options** page in this price list.
- C** Select frame/leg finish.  
Refer to the **Product Color Options** page in this price list.
- D** Select arm finish.  
Refer to the **Product Color Options** page in this price list.
- E** Select glide option.  

<b>GFT</b>	- Felt glides
<b>GPL</b>	- Plastic glides
<b>GSL</b>	- Steel glides
- F** Select upholstery grade/color.  
Refer to [ki.com/fabrics](http://ki.com/fabrics)

**UPHOLSTERY INFORMATION**

**C.O.M. Upholstery**  
 C.O.M. requirement for less than ten chairs is 1 yard of 54" wide nondirectional fabric. For ten or more chairs with an upholstered seat and back, the requirement is 3/4 yards. For an upholstered seat only, the requirement is 1/2 yards. For complete information on ordering C.O.M. see "Ordering Customer's Own Material (C.O.M) Upholstery." section.

**SPECIAL SERVICES**

**Special Carton Marking**

With specially marked information N/C

**Shipping**  
 Ships **assembled, FOB Green Bay, WI 54302, freight prepaid.** Freight class 125.

Specifications and prices are subject to change without prior notice.



1330 BELLEVUE STREET  
GREEN BAY, WI 54302  
800.424.2432 / KI.COM

KI is a trusted expert for furniture and wall systems around the globe.  
USA | CANADA | MEXICO | UK | EUROPE | ASIA | MIDDLE EAST  
© 2026 Krueger International, Inc. All Rights Reserved.