



INTELLECT[®] ACTIVITY TABLES

PRICE LIST

EFFECTIVE MARCH 31, 2026
800.424.2432



Intellect® Activity Tables	
General Information	3
Product Color Options	4
<hr/>	
Intellect® Activity Tables (Freight Excluded)	
Activity Tables	5
<hr/>	
Intellect® Activity Tables (Delivered)	9



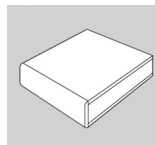
Rectangular Table **Square Table** **Round Table** **Quarter (1/4) Round Table** **Sixth (1/6) Round Table** **Kidney Shape Table**

Features


High-pressure laminate top	•	•	•	•	•	•
74P edge	•	•	•	•	•	•
Adjustable glides	•	•	•	•	•	•
Adjustable legs	•	•	•	•	•	•

Dimensions

Height range	22" - 32"	22" - 32"	22" - 32"	22" - 32"	22" - 32"	22" - 32"
Width range	18" - 36"	36" - 48"	36" - 60"	24" - 30"	24" - 30"	48"
Length range	36" - 72"	36" - 48"	36" - 60"	56" - 64"	50" - 56"	72"



Laminate; 74P Edge



Plastic Book Box

Book Bag Hook

Features

Dimensions		
Height	4"	2-3/4"
Width	15"	3"
Depth	14"	2"

Recommended Classroom Seating and Worksurface Heights

SEATING measured to top of seat	12"	13"	14"	15"	16"	18"	24"	30"
WORKSURFACE without book box	19"-21"	21"-23"	22"-24"	24"-26"	26"-28"	28"-30"	35"-37"	40"-42"
GRADE LEVEL								
Pre-K								
K								
1								
2								
3								
4								
5 & up								

SPECIFICATIONS

Tops

1-1/8" thick high-density particleboard core with a .030 thick high-pressure laminate top and .028 thick phenolic backing sheet. 74P edge. Tops are pre-drilled.

Adjustable-Height Legs

1.04" x 1.79" OD 15-gauge elliptical steel tube welded to a heavy 11-gauge steel plate. Top section of leg powder coat finish. Hybrid powder coating is electro-statically applied. Finish is chemical-resistant, hard, tough and mar-resistant. Telescoping lower section of 0.85" x 1.60" OD 15-gauge elliptical steel tube in bright chrome finish; locks with 1/4" screw in 1" increments in a 22"-32" height range. Legs fasten to top with #12-1" long Phillips head screws.

Glides

Swivel type adjustable glide with non-marring floor contact insert. Glide has 3/4" adjustment range.

Book Box

Optional solid, molded thermoplastic polypropylene book box installs quickly to underside of the top with #12-1" Phillips head screws. Translucent finish helps provide safe environment while allowing for some degree of personal privacy. Molded-in pencil tray keeps items conveniently inside book box within easy reach, not on the floor or in the back of the book box. Measures 15" wide, 14" deep, and 4" high.

Book Bag Hook

Optional book bag hook formed from 1/4" solid wire rod quickly installs to underside of the top with #12-1" Phillips head screws. Chrome finish provides long lasting wear resistance.

INFORMATION

Warranty

Refer to KI Terms & Conditions document or visit ki.com

**Surface Finish--Grade 1 Standard Laminate**

Beigewood	LBZ	Cayenne	ECY	Light Tone	LG
Belair	LBQ	Cherry Storm	ECX	Mardi Gras	MG
Biltmore Cherry	LBT	Cocobala	ECC	Misty Brown	MY
Black	LBK	Cool Grey	ECG	Nemo	NE
Brighton Walnut	LBW	Cumberland Walnut	ECJ	Nordic	ND
Castle Oak	LCO	Dering Forest	EDF	Purple Haze	PH
Cherry Storm	LCX	Designer White	EDR	Rainforest	RQ
Classic Linen	LCI	Everglade Shade	EEV	Raw Jasper	RJ
Cocobala	LCC	Fawn Cypress	EFQ	Rubber Ducky	RK
Crisp Linen	LRI	Flannel	EFN	Sand	SA
Designer White	LDR	Florence Walnut	EFC	Starlight Silver Metallic	SX
Dove Grey	LDG	Friston Ash	EFH	Surf's Up	SP
Florence Walnut	LFC	Frosty White	EFW	Tarragon	TQ
Friston Ash	LFH	Hartley Walnut	EHW	Twilight Shadow	TI
Frosty White	LFW	Hazy Jade	EHJ	Ultra Blue	UB
Graphite Nebula	LGN	Italian Silver Ash	EIT	Warm Grey	WG
Grey	LGE	Kensington Maple	EKM	Zesty Lime	ZL
High Rise	LHE	Light Tone	ELG		
Hollyberry	LHY	Mardi Gras	EMG	Note: All legs are adjustable with the lower leg section always brite chrome.	
Island	LID	Misty Brown	EMY		
Italian Silver Ash	LIT	Monticello Maple	EMT		
Kensington Maple	LKM	Multiplex	EMB		
Lapis Blue	LLB	Nemo	ENE		
Monticello Maple	LMT	Nordic	END		
North Sea	LNA	Pinnacle Walnut	EPW		
Ocean	LON	Poppy Red	EPR		
Pinnacle Walnut	LPW	Rainforest	ERQ		
River Cherry	LRV	Raleigh Walnut	ERW		
Shadow Zephyr	LSR	River Cherry	ERY		
Sterling Ash	LAZ	Rubber Ducky	ERK		
Titanium Evolv	LTV	Sand	ESA		
White Nebula	LWL	Sky Blue	ESK		
White Sand	LWN	Solano Walnut	ESG		
Windsor Mahogany	LWY	Sterling Ash	EAZ		
		Surf's Up	ESP		
		Tarragon	ETQ		
		Twilight Shadow	ETI		
		Ultra Blue	EUB		
		Valley Forge Elm	EVF		
		Warm Grey	EWG		
		White River Forest	EWR		
		Windsor Mahogany	EWY		
		Zesty Lime	EZL		

Surface Finish--Grade 2 Standard Laminate

Akira	LAK				
Black Alicante	LBY				
Black Hills Oak	LBH				
Calcutta Marble	LCQ				
Dering Forest	LDF				
Fawn Cypress	LFQ				
Ice Mist	LIM				
Markerboard White	LMK				
Valley Forge Elm	LVF				
White River Forest	LWR				

Edge Color for 74P Edge Style

Akira	EAK				
Beigewood	EBZ				
Belair	EBQ				
Biltmore Cherry	EBT				
Black	EBL				
Black Hills Oak	EBH				
Blue Grey	EGR				
Brighton Walnut	EBW				
Castle Oak	ECO				
		Frame Color			
		Blue Grey	GR		
		Bronze Metallic	ZM		
		Cayenne	CY		
		Champagne Metallic	CM		
		Cool Grey	CG		
		Cottonwood	CO		
		Earthen Clay	EY		
		Espresso Metallic	EX		
		Everglade Shade	EV		
		Flannel	FN		
		Glitz Metallic	GZ		
		Hazy Jade	HJ		
		Honey Bee	HY		

Finish Cards

View color swatches for items listed within this document.

Paints**Plastics/Poly****Wood/Veneer****Laminates****Molded Edges****Edge Styles****Hard Plastics****Glass**

Certain options referenced may not be available on GSA Schedule.


Intellect® Activity Tables (Freight Excluded)

Activity Tables



Intellect® Activity Tables (Freight Excluded)

Activity Tables

MODEL	A x B	MODEL NUMBER				Approx. Packaged Weight	Freight Excluded Pricing	Laminate Grade 2 add to list price
		Basic Model	Frame Color	Surface Finish	Edge Color			
 <p>ETR</p> <p>Rectangular Tables</p> <ul style="list-style-type: none"> • Models ending in /A = black frame • Models ending in /ANS = colored frame 	18 x 60"	E1860/A	<input type="checkbox"/>	<input type="checkbox"/>	<input type="checkbox"/>	60.0#	\$ 340	\$ 19
	18 x 60"	E1860/ANS	<input type="checkbox"/>	<input type="checkbox"/>	<input type="checkbox"/>	60.0#	388	19
	18 x 84"	E1884/A	<input type="checkbox"/>	<input type="checkbox"/>	<input type="checkbox"/>	75.0#	393	37
	18 x 84"	E1884/ANS	<input type="checkbox"/>	<input type="checkbox"/>	<input type="checkbox"/>	75.0#	439	37
	20 x 36"	E2036/A	<input type="checkbox"/>	<input type="checkbox"/>	<input type="checkbox"/>	45.0#	323	19
	20 x 36"	E2036/ANS	<input type="checkbox"/>	<input type="checkbox"/>	<input type="checkbox"/>	45.0#	368	19
	20 x 48"	E2048/A	<input type="checkbox"/>	<input type="checkbox"/>	<input type="checkbox"/>	55.0#	339	19
	20 x 48"	E2048/ANS	<input type="checkbox"/>	<input type="checkbox"/>	<input type="checkbox"/>	55.0#	385	19
	20 x 60"	E2060/A	<input type="checkbox"/>	<input type="checkbox"/>	<input type="checkbox"/>	65.0#	372	19
	20 x 60"	E2060/ANS	<input type="checkbox"/>	<input type="checkbox"/>	<input type="checkbox"/>	65.0#	416	19
	24 x 36"	E2436/A	<input type="checkbox"/>	<input type="checkbox"/>	<input type="checkbox"/>	55.0#	352	19
	24 x 36"	E2436/ANS	<input type="checkbox"/>	<input type="checkbox"/>	<input type="checkbox"/>	55.0#	400	19
	24 x 48"	E2448/A	<input type="checkbox"/>	<input type="checkbox"/>	<input type="checkbox"/>	60.0#	371	19
	24 x 48"	E2448/ANS	<input type="checkbox"/>	<input type="checkbox"/>	<input type="checkbox"/>	60.0#	415	19
	24 x 54"	E2454/A	<input type="checkbox"/>	<input type="checkbox"/>	<input type="checkbox"/>	65.0#	388	27
	24 x 54"	E2454/ANS	<input type="checkbox"/>	<input type="checkbox"/>	<input type="checkbox"/>	65.0#	436	27
	24 x 60"	E2460/A	<input type="checkbox"/>	<input type="checkbox"/>	<input type="checkbox"/>	70.0#	404	27
	24 x 60"	E2460/ANS	<input type="checkbox"/>	<input type="checkbox"/>	<input type="checkbox"/>	70.0#	450	27
	30 x 48"	E3048/A	<input type="checkbox"/>	<input type="checkbox"/>	<input type="checkbox"/>	70.0#	405	27
	30 x 48"	E3048/ANS	<input type="checkbox"/>	<input type="checkbox"/>	<input type="checkbox"/>	70.0#	454	27
	30 x 60"	E3060/A	<input type="checkbox"/>	<input type="checkbox"/>	<input type="checkbox"/>	85.0#	439	27
	30 x 60"	E3060/ANS	<input type="checkbox"/>	<input type="checkbox"/>	<input type="checkbox"/>	85.0#	487	27
	30 x 72"	E3072/A	<input type="checkbox"/>	<input type="checkbox"/>	<input type="checkbox"/>	100.0#	470	27
	30 x 72"	E3072/ANS	<input type="checkbox"/>	<input type="checkbox"/>	<input type="checkbox"/>	100.0#	517	27
	36 x 60"	E3660/A	<input type="checkbox"/>	<input type="checkbox"/>	<input type="checkbox"/>	100.0#	465	53
	36 x 60"	E3660/ANS	<input type="checkbox"/>	<input type="checkbox"/>	<input type="checkbox"/>	100.0#	515	53
	36 x 72"	E3672/A	<input type="checkbox"/>	<input type="checkbox"/>	<input type="checkbox"/>	115.0#	503	53
	36 x 72"	E3672/ANS	<input type="checkbox"/>	<input type="checkbox"/>	<input type="checkbox"/>	115.0#	552	53

A

B

C

D

HOW TO ORDER

Indicate the following information on order form:

1. Quantity of each item.
2. Model number, including options. See "How To Build a Model Number".
3. Any special service required.

Note: • The indicates that a choice is required.

- The absence of the indicates that no choice is required.
- Alpha-numeric characters in place of indicate that no other alternatives are available.

HOW TO BUILD A MODEL NUMBER

- A** Select basic model.
- B** Select frame color.
Refer to the **Product Color Options** page in this price list.
- C** Select surface finish.
Refer to the **Product Color Options** page in this price list.
Surface finish offerings are based on edge style selections.
- D** Select edge color.
Refer to the **Product Color Options** page in this price list.
Edge color offerings are based on edge style selections.

SPECIAL SERVICES

Special Carton Marking

With specially marked information N/C

Shipping

Ships **knocked down**, FOB Bonduel, WI 54107, **freight excluded**. Freight class 85.

Specifications and prices are subject to change without prior notice.

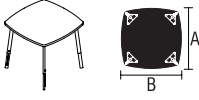

Intellect® Activity Tables (Freight Excluded)

Activity Tables



Intellect® Activity Tables (Freight Excluded)

Activity Tables

MODEL	A x B	MODEL NUMBER				Approx. Packaged Weight	Freight Excluded Pricing	Laminate Grade 2 add to list price
		Basic Model	Frame Color	Surface Finish	Edge Color			
 <p>Square Tables</p> <ul style="list-style-type: none"> Models ending in /A = black frame Models ending in /ANS = colored frame 	36 x 36"	E36S/A	<input type="checkbox"/>	<input type="checkbox"/>	<input type="checkbox"/>	65.0#	\$ 388	\$ 37
	36 x 36"	E36S/ANS	<input type="checkbox"/>	<input type="checkbox"/>	<input type="checkbox"/>	65.0#	436	37
	48 x 48"	E48S/A	<input type="checkbox"/>	<input type="checkbox"/>	<input type="checkbox"/>	90.0#	409	37
	48 x 48"	E48S/ANS	<input type="checkbox"/>	<input type="checkbox"/>	<input type="checkbox"/>	90.0#	455	37
ETS								
 <p>Round Tables</p> <ul style="list-style-type: none"> Models ending in /A = black frame Models ending in /ANS = colored frame 	36" Diameter	E36R/A	<input type="checkbox"/>	<input type="checkbox"/>	<input type="checkbox"/>	60.0#	\$ 407	\$ 37
	36" Diameter	E36R/ANS	<input type="checkbox"/>	<input type="checkbox"/>	<input type="checkbox"/>	60.0#	455	37
	48" Diameter	E48R/A	<input type="checkbox"/>	<input type="checkbox"/>	<input type="checkbox"/>	85.0#	490	37
	48" Diameter	E48R/ANS	<input type="checkbox"/>	<input type="checkbox"/>	<input type="checkbox"/>	85.0#	538	37
	60" Diameter	E60R/A	<input type="checkbox"/>	<input type="checkbox"/>	<input type="checkbox"/>	125.0#	638	53
	60" Diameter	E60R/ANS	<input type="checkbox"/>	<input type="checkbox"/>	<input type="checkbox"/>	125.0#	685	53
ETC								
			A	B	C	D		

HOW TO ORDER

Indicate the following information on order form:

- Quantity of each item.
- Model number, including options. See "How To Build a Model Number".
- Any special service required.

Note: • The indicates that a choice is required.

- The absence of the indicates that no choice is required.
- Alpha-numeric characters in place of indicate that no other alternatives are available.

HOW TO BUILD A MODEL NUMBER

- A** Select basic model.
- B** Select frame color.
Refer to the **Product Color Options** page in this price list.
- C** Select surface finish.
Refer to the **Product Color Options** page in this price list.
Surface finish offerings are based on edge style selections.
- D** Select edge color.
Refer to the **Product Color Options** page in this price list.
Edge color offerings are based on edge style selections.

SPECIAL SERVICES

Special Carton Marking

With specially marked information N/C

Shipping

Ships **knocked down**, **FOB Bonduel, WI 54107**, **freight excluded**. Freight class 85.

Specifications and prices are subject to change without prior notice.



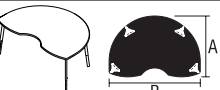
Intellect® Activity Tables (Freight Excluded)

Activity Tables



Intellect® Activity Tables (Freight Excluded)

Activity Tables

MODEL	A x B	MODEL NUMBER				Approx. Packaged Weight	Freight Excluded Pricing	Laminate Grade 2 add to list price
		Basic Model	Frame Color	Surface Finish	Edge Color			
 Quarter (1/4) Round Tables • Models ending in /A = black frame • Models ending in /ANS = colored frame	42 x 24 x 56"	E424/A	<input type="checkbox"/>	<input type="checkbox"/>	<input type="checkbox"/>	60.0#	\$ 409	\$ 53
	42 x 24 x 56"	E424/ANS	<input type="checkbox"/>	<input type="checkbox"/>	<input type="checkbox"/>	60.0#	457	53
	48 x 30 x 64"	E430/A	<input type="checkbox"/>	<input type="checkbox"/>	<input type="checkbox"/>	75.0#	431	53
	48 x 30 x 64"	E430/ANS	<input type="checkbox"/>	<input type="checkbox"/>	<input type="checkbox"/>	75.0#	479	53
ET4								
 Sixth (1/6) Round Tables • Models ending in /A = black frame • Models ending in /ANS = colored frame	45 x 24 x 50"	E624/A	<input type="checkbox"/>	<input type="checkbox"/>	<input type="checkbox"/>	60.0#	\$ 405	\$ 27
	45 x 24 x 50"	E624/ANS	<input type="checkbox"/>	<input type="checkbox"/>	<input type="checkbox"/>	60.0#	454	27
	51 x 30 x 56"	E630/A	<input type="checkbox"/>	<input type="checkbox"/>	<input type="checkbox"/>	70.0#	431	53
	51 x 30 x 56"	E630/ANS	<input type="checkbox"/>	<input type="checkbox"/>	<input type="checkbox"/>	70.0#	479	53
ET6								
 Kidney Shape Tables • Models ending in /A = black frame • Models ending in /ANS = colored frame	48 x 72"	E4872K/A	<input type="checkbox"/>	<input type="checkbox"/>	<input type="checkbox"/>	120.0#	\$ 740	\$ 53
	48 x 72"	E4872K/ANS	<input type="checkbox"/>	<input type="checkbox"/>	<input type="checkbox"/>	120.0#	786	53
ETK								

A

B

C

D

HOW TO ORDER

Indicate the following information on order form:

- Quantity of each item.
- Model number, including options. See "How To Build a Model Number".
- Any special service required.

Note: • The indicates that a choice is required.

- The absence of the indicates that no choice is required.
- Alpha-numeric characters in place of indicate that no other alternatives are available.

HOW TO BUILD A MODEL NUMBER

- A** Select basic model.
- B** Select frame color.
Refer to the **Product Color Options** page in this price list.
- C** Select surface finish.
Refer to the **Product Color Options** page in this price list.
Surface finish offerings are based on edge style selections.
- D** Select edge color.
Refer to the **Product Color Options** page in this price list.
Edge color offerings are based on edge style selections.

SPECIAL SERVICES

Special Carton Marking

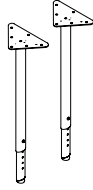
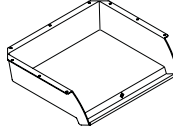

With specially marked information N/C

Shipping

Ships **knocked down, FOB Bonduel, WI 54107, freight excluded**. Freight class 85.

Specifications and prices are subject to change without prior notice.



	MODEL	SIZE	MODEL NUMBER		Approx. Packaged Weight	Freight Excluded Pricing
			Basic Model	Frame Color		
 <p>Leg Set</p> <ul style="list-style-type: none"> Seam-welded tubular steel legs Self-leveling glides Upper leg is powder coated paint Lower leg is chromed 22"-32" Adjustable height Priced set of four legs Model ETL = black frame Model ETLNS = colored frame 		22 - 32"	ETL	<input type="checkbox"/>	15.0#	\$ 91
		22 - 32"	ETLNS	<input type="checkbox"/>	15.0#	138
ETL						
 <p>Plastic Book Box</p> <ul style="list-style-type: none"> 4" high x 14" deep x 15" wide Translucent finish Field installable 			EPB		3.0#	\$ 33
ETBB						
 <p>Book Bag Hook</p> <ul style="list-style-type: none"> 1/4" solid wire rod Chrome finish Field installable 			EBH		3.0#	\$ 11
ETBB						

A

B

HOW TO ORDER

- Indicate the following information on order form:
- Quantity of each item.
 - Model number, including options. See "How To Build a Model Number".
 - Any special service required.

- Note:
- The indicates that a choice is required.
 - The absence of the indicates that no choice is required.
 - Alpha-numeric characters in place of indicate that no other alternatives are available.

HOW TO BUILD A MODEL NUMBER

- A** Select basic model.
- B** Select frame color. Refer to the **Product Color Options** page in this price list.

SPECIAL SERVICES

Special Carton Marking


With specially marked information N/C

Shipping

Ships **knocked down**, **FOB Bonduel, WI 54107**, **freight excluded**. Freight class 85.

Specifications and prices are subject to change without prior notice.



MODEL	A x B	MODEL NUMBER				Approx. Packaged Weight	Delivered Pricing	Laminate Grade 2 add to list price
		Basic Model	Frame Color	Surface Finish	Edge Color			
 <p>Rectangular Tables</p> <ul style="list-style-type: none"> • Models ending in /A = black frame • Models ending in /ANS = colored frame 	18 x 60"	E1860/A	<input type="checkbox"/>	<input type="checkbox"/>	<input type="checkbox"/>	60.0#	\$ 416	\$ 19
	18 x 60"	E1860/ANS	<input type="checkbox"/>	<input type="checkbox"/>	<input type="checkbox"/>	60.0#	465	19
	18 x 84"	E1884/A	<input type="checkbox"/>	<input type="checkbox"/>	<input type="checkbox"/>	75.0#	483	37
	18 x 84"	E1884/ANS	<input type="checkbox"/>	<input type="checkbox"/>	<input type="checkbox"/>	75.0#	526	37
	20 x 36"	E2036/A	<input type="checkbox"/>	<input type="checkbox"/>	<input type="checkbox"/>	45.0#	383	19
	20 x 36"	E2036/ANS	<input type="checkbox"/>	<input type="checkbox"/>	<input type="checkbox"/>	45.0#	429	19
	20 x 48"	E2048/A	<input type="checkbox"/>	<input type="checkbox"/>	<input type="checkbox"/>	55.0#	404	19
	20 x 48"	E2048/ANS	<input type="checkbox"/>	<input type="checkbox"/>	<input type="checkbox"/>	55.0#	447	19
	20 x 60"	E2060/A	<input type="checkbox"/>	<input type="checkbox"/>	<input type="checkbox"/>	65.0#	444	19
	20 x 60"	E2060/ANS	<input type="checkbox"/>	<input type="checkbox"/>	<input type="checkbox"/>	65.0#	489	19
	24 x 36"	E2436/A	<input type="checkbox"/>	<input type="checkbox"/>	<input type="checkbox"/>	55.0#	418	19
	24 x 36"	E2436/ANS	<input type="checkbox"/>	<input type="checkbox"/>	<input type="checkbox"/>	55.0#	465	19
	24 x 48"	E2448/A	<input type="checkbox"/>	<input type="checkbox"/>	<input type="checkbox"/>	60.0#	457	19
	24 x 48"	E2448/ANS	<input type="checkbox"/>	<input type="checkbox"/>	<input type="checkbox"/>	60.0#	501	19
	24 x 54"	E2454/A	<input type="checkbox"/>	<input type="checkbox"/>	<input type="checkbox"/>	65.0#	479	27
	24 x 54"	E2454/ANS	<input type="checkbox"/>	<input type="checkbox"/>	<input type="checkbox"/>	65.0#	524	27
	24 x 60"	E2460/A	<input type="checkbox"/>	<input type="checkbox"/>	<input type="checkbox"/>	70.0#	481	27
	24 x 60"	E2460/ANS	<input type="checkbox"/>	<input type="checkbox"/>	<input type="checkbox"/>	70.0#	525	27
	30 x 48"	E3048/A	<input type="checkbox"/>	<input type="checkbox"/>	<input type="checkbox"/>	70.0#	498	27
	30 x 48"	E3048/ANS	<input type="checkbox"/>	<input type="checkbox"/>	<input type="checkbox"/>	70.0#	546	27
	30 x 60"	E3060/A	<input type="checkbox"/>	<input type="checkbox"/>	<input type="checkbox"/>	85.0#	539	27
	30 x 60"	E3060/ANS	<input type="checkbox"/>	<input type="checkbox"/>	<input type="checkbox"/>	85.0#	585	27
	30 x 72"	E3072/A	<input type="checkbox"/>	<input type="checkbox"/>	<input type="checkbox"/>	100.0#	579	27
	30 x 72"	E3072/ANS	<input type="checkbox"/>	<input type="checkbox"/>	<input type="checkbox"/>	100.0#	627	27
	36 x 60"	E3660/A	<input type="checkbox"/>	<input type="checkbox"/>	<input type="checkbox"/>	100.0#	574	53
	36 x 60"	E3660/ANS	<input type="checkbox"/>	<input type="checkbox"/>	<input type="checkbox"/>	100.0#	624	53
	36 x 72"	E3672/A	<input type="checkbox"/>	<input type="checkbox"/>	<input type="checkbox"/>	115.0#	624	53
	36 x 72"	E3672/ANS	<input type="checkbox"/>	<input type="checkbox"/>	<input type="checkbox"/>	115.0#	668	53

A **B** **C** **D**

HOW TO ORDER

- Indicate the following information on order form:
1. Quantity of each item.
 2. Model number, including options. See "How To Build a Model Number".
 3. Any special service required.

Note:

- The indicates that a choice is required.
- The absence of the indicates that no choice is required.
- Alpha-numeric characters in place of indicate that no other alternatives are available.

HOW TO BUILD A MODEL NUMBER

- A** Select basic model.
- B** Select frame color. Refer to the **Product Color Options** page in this price list.
- C** Select surface finish. Refer to the **Product Color Options** page in this price list. Surface finish offerings are based on edge style selections.
- D** Select edge color. Refer to the **Product Color Options** page in this price list. Edge color offerings are based on edge style selections.

SPECIAL SERVICES

Special Carton Marking



With specially marked information N/C

Shipping

Ships **knocked down, FOB Bonduel, WI 54107, freight prepaid.** Freight class 85.

Specifications and prices are subject to change without prior notice.



MODEL	A x B	MODEL NUMBER				Approx. Packaged Weight	Delivered Pricing	Laminate Grade 2 add to list price
		Basic Model	Frame Color	Surface Finish	Edge Color			
 <p>Square Tables</p> <ul style="list-style-type: none"> Models ending in /A = black frame Models ending in /ANS = colored frame 	36 x 36"	E36S/A	<input type="checkbox"/>	<input type="checkbox"/>	<input type="checkbox"/>	65.0#	\$ 479	\$ 37
	36 x 36"	E36S/ANS	<input type="checkbox"/>	<input type="checkbox"/>	<input type="checkbox"/>	65.0#	524	37
	48 x 48"	E48S/A	<input type="checkbox"/>	<input type="checkbox"/>	<input type="checkbox"/>	90.0#	487	37
	48 x 48"	E48S/ANS	<input type="checkbox"/>	<input type="checkbox"/>	<input type="checkbox"/>	90.0#	531	37
ETS								
 <p>Round Tables</p> <ul style="list-style-type: none"> Models ending in /A = black frame Models ending in /ANS = colored frame 	36" Diameter	E36R/A	<input type="checkbox"/>	<input type="checkbox"/>	<input type="checkbox"/>	60.0#	\$ 500	\$ 37
	36" Diameter	E36R/ANS	<input type="checkbox"/>	<input type="checkbox"/>	<input type="checkbox"/>	60.0#	548	37
	48" Diameter	E48R/A	<input type="checkbox"/>	<input type="checkbox"/>	<input type="checkbox"/>	85.0#	602	37
	48" Diameter	E48R/ANS	<input type="checkbox"/>	<input type="checkbox"/>	<input type="checkbox"/>	85.0#	649	37
	60" Diameter	E60R/A	<input type="checkbox"/>	<input type="checkbox"/>	<input type="checkbox"/>	125.0#	787	53
	60" Diameter	E60R/ANS	<input type="checkbox"/>	<input type="checkbox"/>	<input type="checkbox"/>	125.0#	833	53
ETC								

A

B

C

D

HOW TO ORDER

Indicate the following information on order form:

- Quantity of each item.
- Model number, including options. See "How To Build a Model Number".
- Any special service required.

Note: • The indicates that a choice is required.

- The absence of the indicates that no choice is required.
- Alpha-numeric characters in place of indicate that no other alternatives are available.

HOW TO BUILD A MODEL NUMBER

- A** Select basic model.
- B** Select frame color.
Refer to the **Product Color Options** page in this price list.
- C** Select surface finish.
Refer to the **Product Color Options** page in this price list.
Surface finish offerings are based on edge style selections.
- D** Select edge color.
Refer to the **Product Color Options** page in this price list.
Edge color offerings are based on edge style selections.

SPECIAL SERVICES

Special Carton Marking



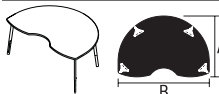
With specially marked information N/C

Shipping

Ships **knocked down, FOB Bonduel, WI 54107, freight prepaid**. Freight class 85.

Specifications and prices are subject to change without prior notice.



MODEL	A x B	MODEL NUMBER				Approx. Packaged Weight	Delivered Pricing	Laminate Grade 2 add to list price
		Basic Model	Frame Color	Surface Finish	Edge Color			
 <p>Quarter (1/4) Round Tables</p> <ul style="list-style-type: none"> Models ending in /A = black frame Models ending in /ANS = colored frame 	42 x 24 x 56"	E424/A	<input type="checkbox"/>	<input type="checkbox"/>	<input type="checkbox"/>	60.0#	\$ 488	\$ 53
	42 x 24 x 56"	E424/ANS	<input type="checkbox"/>	<input type="checkbox"/>	<input type="checkbox"/>	60.0#	531	53
	48 x 30 x 64"	E430/A	<input type="checkbox"/>	<input type="checkbox"/>	<input type="checkbox"/>	75.0#	520	53
	48 x 30 x 64"	E430/ANS	<input type="checkbox"/>	<input type="checkbox"/>	<input type="checkbox"/>	75.0#	586	53
 <p>Sixth (1/6) Round Tables</p> <ul style="list-style-type: none"> Models ending in /A = black frame Models ending in /ANS = colored frame 	45 x 24 x 50"	E624/A	<input type="checkbox"/>	<input type="checkbox"/>	<input type="checkbox"/>	60.0#	\$ 483	\$ 27
	45 x 24 x 50"	E624/ANS	<input type="checkbox"/>	<input type="checkbox"/>	<input type="checkbox"/>	60.0#	526	27
	51 x 30 x 56"	E630/A	<input type="checkbox"/>	<input type="checkbox"/>	<input type="checkbox"/>	70.0#	515	53
	51 x 30 x 56"	E630/ANS	<input type="checkbox"/>	<input type="checkbox"/>	<input type="checkbox"/>	70.0#	560	53
 <p>Kidney Shape Tables</p> <ul style="list-style-type: none"> Models ending in /A = black frame Models ending in /ANS = colored frame 	48 x 72"	E4872K/A	<input type="checkbox"/>	<input type="checkbox"/>	<input type="checkbox"/>	120.0#	\$ 906	\$ 53
	48 x 72"	E4872K/ANS	<input type="checkbox"/>	<input type="checkbox"/>	<input type="checkbox"/>	120.0#	953	53
ETK								

A

B

C

D

HOW TO ORDER

Indicate the following information on order form:

- Quantity of each item.
- Model number, including options. See "How To Build a Model Number".
- Any special service required.

Note: • The indicates that a choice is required.

- The absence of the indicates that no choice is required.
- Alpha-numeric characters in place of indicate that no other alternatives are available.

HOW TO BUILD A MODEL NUMBER

- A** Select basic model.
- B** Select frame color.
Refer to the **Product Color Options** page in this price list.
- C** Select surface finish.
Refer to the **Product Color Options** page in this price list.
Surface finish offerings are based on edge style selections.
- D** Select edge color.
Refer to the **Product Color Options** page in this price list.
Edge color offerings are based on edge style selections.

SPECIAL SERVICES

Special Carton Marking

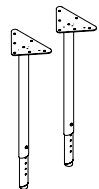
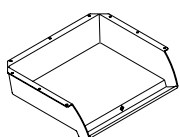

With specially marked information N/C

Shipping

Ships **knocked down, FOB Bonduel, WI 54107, freight prepaid.** Freight class 85.

Specifications and prices are subject to change without prior notice.



	MODEL	SIZE	MODEL NUMBER		Approx. Packaged Weight	Delivered Pricing
			Basic Model	Frame Color		
 <p>Leg Set</p> <ul style="list-style-type: none"> • Seam-welded tubular steel legs • Self-leveling glides • Upper leg is powder coated paint • Lower leg is chromed • 22"-32" Adjustable height • Priced set of four legs • Model ETL = black frame • Model ETLNS = colored frame 	22 - 32"	ETL	<input type="checkbox"/>	15.0#	\$ 109	
	22 - 32"	ETLNS	<input type="checkbox"/>	15.0#	157	
ETL						
 <p>Plastic Book Box</p> <ul style="list-style-type: none"> • 4" high x 14" deep x 15" wide • Translucent finish • Field installable 		EPB		3.0#	\$ 33	
ETBB						
 <p>Book Bag Hook</p> <ul style="list-style-type: none"> • 1/4" solid wire rod • Chrome finish • Field installable 		EBH		3.0#	\$ 11	
ETBB						

A

B

HOW TO ORDER

- Indicate the following information on order form:
1. Quantity of each item.
 2. Model number, including options. See "How To Build a Model Number".
 3. Any special service required.

- Note:
- The indicates that a choice is required.
 - The absence of the indicates that no choice is required.
 - Alpha-numeric characters in place of indicate that no other alternatives are available.

HOW TO BUILD A MODEL NUMBER

- A** Select basic model.
- B** Select frame color. Refer to the **Product Color Options** page in this price list.

SPECIAL SERVICES

Special Carton Marking

With specially marked information N/C

Shipping

Ships **knocked down, FOB Bonduel, WI 54107, freight prepaid.** Freight class 85.

Specifications and prices are subject to change without prior notice.



1330 BELLEVUE STREET
GREEN BAY, WI 54302
800.424.2432 / KI.COM

KI is a trusted expert for furniture and wall systems around the globe.
USA | CANADA | MEXICO | UK | EUROPE | ASIA | MIDDLE EAST
© 2026 Krueger International, Inc. All Rights Reserved.