



SOLTÍCE[®] COLLECTION

PRICE LIST

EFFECTIVE SEPTEMBER 3, 2025
800.424.2432



Fabric Yardage Pricing	3
Ordering Customer's Own Material (C.O.M.) Upholstery Information	4
Soltice® Healthcare	
General Information	6
Product Color Options	7
Sleeper	8
Sleeper Replacement Parts	11
Recliner	12
Recliner Replacement Parts	15
Bariatric	16
Bariatric Replacement Parts	17
Soltice® 1.5 Healthcare	
General Information	18
Product Color Options	19
Recliner	20
Soltice® II Healthcare	
General Information	25
Product Color Options	26
Recliner	27
Soltice® 1.5 and Soltice® II Healthcare	
Recliner Replacement Parts	32
Soltice® Lounge	
General Information	33
Product Color Options	34
Lounge Seating	35
Replacement Parts	43
Soltice® Multiple Seating	
General Information	44
Product Color Options	45
Multiple Seating	46
Replacement Parts	50
Soltice® Occasional Tables	
General Information	51
Product Color Options	52
Occasional Tables	52



Yardage	Grade	List Price Per Yard
1	C	\$ 49
1	D	\$ 64
1	E	\$ 78
1	F	\$ 100
1	G	\$ 122
1	H	\$ 144
1	I	\$ 178
1	J	\$ 222
1	K	\$ 289
1	L	\$ 333
1	M	\$ 422



Customer's Own Material ■

Specifications Form

January 2023

How to Specify

As a standard procedure, KI applies seating upholstery as swatched by the textile distributor. Reference distributor's website. Upholstery that is required to be applied differently than is swatched, will need a Product Modification Request written specifying the direction the upholstery is to be applied.

Seating upholstery requiring specific positioning of intricate patterns or patterns repeats on seats and backrests, will need a Product Modification Request written including a sketch noting the specific requirements, as in Diagram A.

C.O.M. must be supplied in continuous yardage.

Yardage requirements listed in price list are based on plain goods 54" wide. Fabrics less than 54" wide, or those requiring matching (stripes, plaids, prints, large patterns) will require additional yardage based on the fabric used and the item ordered. Consult matrix below for additional yardage needed.

C.O.M. INCREASE MATRIX (yardage matrix is also applicable to any reservations of KI Ingrade, Pallas, or K.O.M. upholsteries).

This table is a general guide.

FABRIC WIDTH	PLAIN FABRIC	UNDER 7"	8"-13"	14"-21"	22"-27"	28"-33"	34"-40"	41"-48"
		REPEAT	REPEAT	REPEAT	REPEAT	REPEAT	REPEAT	REPEAT
54"	0	20%	25%	30%	45%	55%	70%	80%
51"-53"	15%	25%	30%	35%	50%	60%	80%	90%
48"-50"	20%	30%	35%	40%	55%	65%	85%	95%
45"-47"	30%	45%	50%	55%	60%	80%	90%	100%
36"-44"	50%	65%	70%	75%	80%	100%	110%	120%

Fabric with double repeat: If using a fabric with a double repeat, please follow this formula: take the total amount of the larger and half of the smaller repeat; add together to find the correct overall repeat. Example: 10" vertical with 14" horizontal would be $14 + \frac{10}{2} = 19$.

If fabric comes in on multiple rolls, one additional yard per roll needs to be added to the yardage requirement.

Leather hides must be a minimum of 50 square feet of usable material. The outer edges cannot be calculated as square feet or yardage. To determine square footage, multiply unit yardage by 18 square feet to obtain the total square footage required per unit.

For exact production yardage requirements, call 1-800-424-2432, ext. 2707.

Production

Customer's upholstery must be approved prior to acceptance for production.

After approval, a memo swatch of the C.O.M. from the textile distributor must accompany the order. KI assumes no responsibility for wear, defects, or performance of C.O.M. or K.O.M. upholstery.

C.O.M. not received into the appropriate facility 3 weeks prior to acknowledged delivery date may go on hold. See KI C.O.M. Shipping Location listing for the correct facility address by product.

All C.O.M. must be labeled as follows:

1. Name and address
2. Your purchase order number
3. Our style number to which fabric is to be applied
4. Supplier name and fabric name, number, and color

ALL C.O.M. Shipments must be prepaid. Collect shipments will be refused.

Testing

When KI requires testing, actual yardage to upholster one chair may be required. The C.O.M. Specialist will confirm model and fabric testing requirements when applicable.

Approved test samples will be applied to the order or will be held for 6 months. After 6 months, the sample will no longer be applied to your order. For all product testing, send fabric samples to the manufacturing facility. See KI C.O.M. Shipping Location listing for the correct facility address by product.

ALL C.O.M. Shipments must be prepaid. Collect shipments will be refused.

Treated Materials

If C.O.M. requires processing such as a stain resistance treatment or acrylic backing, it may shrink. To prevent delays in delivery or back ordering due to shrinkage, please have your processor verify measurement after processing and assure adequate yardage shipped.

Split Orders

If a portion of the shipment which does not require C.O.M. application is to be processed and shipped early, KI will enter the order immediately at your request. These split shipments are subject to minimum order changes.

Excess Upholstery Material

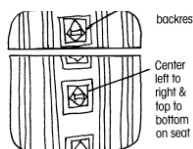
KI will dispose of excess upholstery material at the time of shipment unless expressly requested to return it with the product shipment.

Cancelled or Changed Orders

KI assumes no responsibility for extra C.O.M. due to a change of upholstery or cancellation of an order. If it the customer's responsibility to arrange for return of the material.

Contact the C.O.M. Specialist at 1-800-424-2432, ext. 2707, with questions or to request a split order

Diagram A





C.O.M. SHIPPING LOCATION



Architectural Walls	Panel Systems	Impress Ultra OM
Evoke..... MN	All Terrain..... KP	Intellect Wave GB
Genius..... MN	Balance MN	Jessa HN
Casegoods	Universal MN	Jubilee VQ
Aristotle..... MN	Wireworks..... MN	Katera..... GB
Likha..... MN	Unite..... MN	Kurv Benches..... HN
Classroom Furniture	Residence Hall Furniture	Learn2..... GB
Cogni GB	RoomScape..... MN	LimeLite..... GB
Intellect Wave GB	Screens	Lyra HN
Learn2..... GB	All Terrain..... KP	Medical & Laboratory Stools..... OM
Ruckus..... GB	Connection Zone..... BW	MyPlace HN
Desking	Tributaire..... BW	MyWay HN
700 Series KP	True/Volition KP	Oath GB
Balance MN	Genesis..... KP	Opt4..... GB
Genesis MN	Tattoo..... MN	Pilot OM
True KP	Universal..... BW	Promenade..... BW
Universal MN	Seating	Ruckus..... GB
WorkZone MN	600 Series..... BW	Sela HN
Files & Storage	Affina HN	Sift GB
700 Series..... GB	Altus GB	Signia OM
Connection..... BW	Apply GB	Soltice Metal HN
U-Series..... GB	Calida HN	Soltice..... HN
Tattoo..... BW	Cascha VT	Sonrisa HN
Fixed Seating	Civara VT	Strive..... GB
Concerto..... BW	Clamber HN	Sway BW
Single Pedestal GB	Cogni GB	Tattoo..... HN
Jury Base GB	Diem OM	Torsion-on-the-Go! GB
Lancaster..... BW	Doni GB	Torsion Air GB
Sequence GB	Gladly VQ	Zeker HN
University GB	Grazie GB	Zentori VT
	Hub HN	Zoetry HN
	Impress OM	

KI C.O.M. Manufacturing Site Addresses:

BW KI Bonduel Attn: COM Storage 204 West South St. Bonduel, WI 54107	HN KI High Point Attn: COM Storage 217 Feld Avenue High Point, NC 27263	MN KI Manitowoc Attn: COM Storage 1400 S. 41st St. Manitowoc, WI 54220	VQ KI Attn: COM Fabrics 6892 Marlin Circle La Palma, CA 90623
GB KI Green Bay Attn: COM Storage 1687 Westminster Drive - Gate 3 Green Bay, WI 54302	KP KI Pembroke Attn: COM Storage 1000 Olympic Dr. Pembroke, Ontario K8A6X7	OM KI Attn: COM Storage 1110 S. Mildred Ave. Ontario, CA 91761	VT KI Attn: COM Storage 2803 South Taylor Drive Sheboygan, WI 53081



Lounge Sleeper
(Armless)



Lounge Sleeper
(Closed Arm)



Recliner

Loveseat Sleeper
(Armless)

Loveseat Sleeper
(Closed Arm)



Bariatric Chair
(Closed Arm)

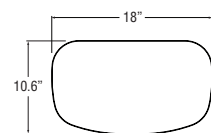


Bariatric Chair
(Open Arm)

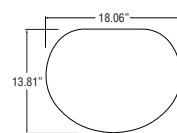
General Dimensions					
Seat width	27-1/4"	27-1/4"	54-1/2"	54-1/2"	23-3/4"
Seat depth	19-3/4"	19-3/4"	19-3/4"	19-3/4"	21"
Seat height	17"	17"	17"	17"	18-3/4"
Arm width	4-1/4"	2"	4-1/4"	2"	
Arm height		25-1/4"		25-1/4"	25-1/2"
Back height from seat	17"	17"	17"	17"	
Sleep surface width	27-1/4"	27-1/4"	54-1/2"	54-1/2"	
Sleep surface depth	77"	77"	77"	77"	
Overall Dimensions					
Width	35-3/4"	32-1/4"	63"	60-1/2"	29"
Depth	37-1/2"	37-1/2"	37-1/2"	37-1/2"	37-3/4"
Height	34"	34"	34"	34"	45-3/4"
Depth in sleep position	82-1/2"	82-1/2"	82-1/2"	82-1/2"	

General Dimensions		
Seat width	30"	29-1/2"
Seat depth	18-3/4"	18-3/4"
Seat height	19"	19"
Arm width	2"	2"
Arm height	27"	27"
Overall Dimensions		
Width	34-1/2"	34-1/2"
Depth	28"	28"
Height	32"	32"

Tablet Arm Options



Top-Mounted Articulating
Revolving Tablet



Side-Mounted Articulating
Fold-Down Tablet

SPECIFICATIONS

Complimentary Furniture

The following lounge collections offer complimentary furniture that creates continuity and a cohesive look throughout a facility. These complimentary pieces can be found in other sections of the KI price list.

SOLTICE HEALTHCARE SEATING - Soltice® Multiple Seating, Soltice® Guest Seating, Soltice® Lounge Seating, LaResta® Day Bed (FSD/SL)

UPHOLSTERY INFORMATION

C.O.M. Fabric

For C.O.M. fabric sent to KI-High Point on multiple rolls, add an additional yard of fabric per roll to the yardage requirements. Multiple rolls have shorter pieces of fabric on them and do not allow nesting and stacking of the fabric to achieve the best yield as is done with one large roll. This results in yardage shortages and requests for additional fabric from the client, which can hold up the order. For each roll that is sent, one yard needs to be added and needs to be added to one of the rolls, not separately.

Fabric Disclaimer

Fabric will be applied as swatched by the fabric manufacturer. Fabric that is required to be applied differently than is swatched will need a Modified Product Request written specifying the direction the fabric is to be applied.

FINISH INFORMATION

Color Match

KI offers the additional option of color matching paint, polypropylene, or wood stain through Product Modification Requests. Contact Customer Service for details.

INFORMATION

Warranty

Refer to KI Terms & Conditions document or visit ki.com


Wood Finish - Core

Cherry Storm on Beech
 Cinnamon on Beech
 Cocoa on Beech
 Eclipse Black on Beech
 Florence Walnut on Beech
 Kensington Maple on Maple
 Monticello Maple on Beech
 Natural on Beech
 River Cherry on Beech

BCX
 BCN
 BCA
 BEB
 BFC
 MMA
 BMT
 BNA
 BRY

Surface Finish--Grade 1 Standard Laminate

Beigewood
 Belair
 Biltmore Cherry
 Black
 Brighton Walnut
 Castle Oak
 Cherry Storm
 Classic Linen
 Cocobala

LBZ
 LBQ
 LBT
 LBK
 LBW
 LCO
 LCX
 LCI
 LCC

Crisp Linen
 Designer White
 Dove Grey

LRI
 LDR
 LDG

Florence Walnut
 Friston Ash
 Frosty White
 Graphite Nebula
 Grey
 High Rise
 Hollyberry
 Island

LFC
 LFH
 LFW
 LGN
 LGE
 LHE
 LHY
 LID

Italian Silver Ash
 Kensington Maple

LIT
 LKM

Lapis Blue
 Monticello Maple
 North Sea
 Ocean
 Pinnacle Walnut
 River Cherry
 Shadow Zephyr
 Sterling Ash
 Titanium Evolv
 White Nebula
 White Sand
 Windsor Mahogany

LLB
 LMT
 LNA
 LON
 LPW
 LRY
 LSR
 LAZ
 LTV
 LWL
 LWN
 LWY

Surface Finish--Grade 2 Standard Laminate

Akira
 Black Alicante
 Black Hills Oak
 Calcutta Marble
 Dering Forest
 Fawn Cypress
 Ice Mist
 Markerboard White
 Valley Forge Elm
 White River Forest

LAK
 LBY
 LBH
 LCQ
 LDF
 LFQ
 LIM
 LMK
 LVF
 LWR

Surface Finish--Grade 3 Standard Laminate

Black Velvet
 Cumberland Walnut
 Designer White Velvet
 Hartley Walnut
 Nile Velvet
 Raleigh Walnut
 Solano Walnut
 Spruce Velvet

LBV
 LCJ
 LDE
 LHW
 LNL
 LRW
 LSG
 LSC

Kensington Maple requires an upcharge.

Veneer Wood Finish - Core

Cherry Storm on Beech
 Cinnamon on Beech
 Cocoa on Beech
 Eclipse Black on Beech
 Kensington Maple on Maple
 Monticello Maple on Beech
 Natural on Beech
 River Cherry on Beech

BCX2
 BCN2
 BCA2
 BEB2
 MMA2
 BMT2
 BNA2
 BRY2

Drawer Pull Color

Blue Grey
 Gloss Black (standard)
 Sand
 Warm Grey

PLBG
 PLBK
 PLSD
 PLWG

Finish Cards

View color swatches for items listed within this document.

Paints

Wood/Veneer

Molded Edges

Hard Plastics

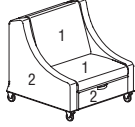

Plastics/Poly

Laminates

Edge Styles

Glass

Certain options referenced may not be available on GSA Schedule.

MODEL	Features	MODEL NUMBER							Approx. Packaged Weight	Delivered Pricing	Moisture Barrier add to list price	
		Basic Model	Non-Contrast or Fabric Contrast 1	Fabric Contrast 2	Pull Color	Arm Cap	Wood Finish	Moisture Barrier				
	Lounge Sleeper - No Arm • Non-contrast C.O.M = 6.75 yd • 1 = Seat and back/sleep surface (Fabric Contrast 1) C.O.M. = 3.75 yd • 2 = Arms and frame (Fabric Contrast 2) C.O.M. = 3.5 yd	Non-contrast	SLS/NC	□□□□		□□□□				195.00#	\$ 4433	\$ 195
		Contrast	SLS/FC	□□□□	□□□□	□□□□				195.00#	4514	195
SOLLS												
	Lounge Sleeper - Closed Arm • Non-contrast C.O.M = 8.75 yd • 1 = Seat and back/sleep surface (Fabric Contrast 1) C.O.M. = 3.75 yd • 2 = Arms and frame (Fabric Contrast 2) C.O.M. = 5 yd	Non-contrast	SLSP/NC	□□□□		□□□□	□□□	□□□	□□□	220.00#	\$ 5559	\$ 195
		Contrast	SLSP/FC	□□□□	□□□□	□□□□	□□□	□□□	□□□	220.00#	5642	195
SOLLS												
SORP	Lounge Sleeper Replacement Seat & Back Cushions • Non-contrast C.O.M = 3.75 yd	No arm	SLSC	□□□□						25.00#	\$ 1004	\$ 2544
		Closed arm	SLSPC	□□□□						25.00#	1004	2544

A **B** **C** **D** **E** **F** **G**

HOW TO ORDER

- Indicate the following information on order form:
- Quantity of each item.
 - Model number, including options. See "How To Build a Model Number".
 - Any special service required.

Note: • The □ indicates that a choice is required.
 • The absence of the □ indicates that no choice is required.
 • Alpha-numeric characters in place of □ indicate that no other alternatives are available.

HOW TO BUILD A MODEL NUMBER

*For Kensington Maple add upcharge.

- A** Select basic model.
- B** Select non-contrast or fabric contrast 1. Refer to ki.com/fabrics.
 • For yardage pricing, see Fabric Yardage Pricing page
- C** Select fabric contrast 2. Refer to ki.com/fabrics.
 • For yardage pricing, see Fabric Yardage Pricing page
- D** Select pull handle color. Refer to the **Product Color Options** page in this price list.
- E** Select arm option.
WAC - Wood armcaps (pair)
PAC - Black poly (pair); add \$252
- F** Select wood finish color.* Refer to the **Product Color Options** page in this price list.

- G** Select moisture barrier.
NMB - No moisture barrier
MB - Moisture barrier
 See pricing column for moisture barrier upcharge.

KENSINGTON MAPLE UPCHARGE

Kensington Maple requires extended leadtimes.

Model	Price
SLS/NC	\$67
SLS/FC	\$67
SLSS/LFS/NC	\$67
SLSS/RGS/NC	\$67
SLSS/DS/NC	\$67
SLSS/LFS/FC	\$67
SLSS/RFS/FC	\$67
SLSS/DS/FC	\$67

SLSP/NC	\$55
SLSP/FC	\$55
SLSSP/LFS/NC	\$55
SLSSP/RFS/NC	\$55
SLSSP/DS/NC	\$55
SLSSP/LFS/FC	\$55
SLSSP/RFS/FC	\$55
SLSSP/DS/FC	\$55

INFORMATION

C.O.M. Requirements

C.O.M. yardage requirements listed above are based on plain goods 54" wide. If less than 54" wide or fabrics requiring matching (stripes, plaids, prints, large patterns), additional yardage will be needed. Consult C.O.M. matrix on the Ordering C.O.M. and C.O.L. page for additional yardage needed. For C.O.M. fabric sent to KI-High Point on multiple rolls, add an additional yard of fabric per roll to the yardage requirements.

C.O.L. Requirements

Figure 18 sq. ft. of leather (C.O.L.) for each yard shown (i.e., 4.75 x 18 = 85.5 sq. ft.).

Contrasting Upholstery

When contrasting fabric is chosen, price at highest in-grade.

Minimum Fabric/Leather Quantity

Minimum order for fabric is 1 yard. Minimum order for leather is 1 hide (approximately 50 sq. ft.).

Moisture Barrier

Moisture barrier is applied underneath the fabric cover as a means of protecting the foam. Not available with TB133.

Construction

Seat and back frame constructed of welded structural steel. Arms constructed from kiln-dried hardwood. Arms are not field replaceable. Cushions constructed of multiple densities of polyurethane foam. Storage box constructed of laminated plywood, black paint standard.

Options

SLS - comes standard with casters. Casters, front (locking/swivel) and rear (swivel).

SPECIAL SERVICES

Special Carton Marking

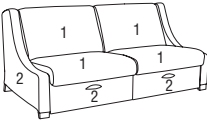
With specially marked information N/C

Shipping

Ships assembled, FOB High Point, NC 27263, freight prepaid. Freight class 125.

Specifications and prices are subject to change without prior notice.



MODEL	Features	MODEL NUMBER						Approx. Packaged Weight	Delivered Pricing	Moisture Barrier add to list price
		Basic Model	Non-Contrast or Fabric Contrast 1	Fabric Contrast 2	Pull Color	Wood Finish	Moisture Barrier			
 <p>Loveseat Sleeper (Armless) - DS (Open, Both Sides Facing)</p> <ul style="list-style-type: none"> • Non-contrast C.O.M = 11.75 yd • 1 = Seat and back (Fabric Contrast 1) C.O.M. = 7.5 yd • 2 = Arms and frame (Fabric Contrast 2) C.O.M. = 5 yd 	Non-contrast	SLSS/DS/NC	□□□□		□□□□	□□□	□□□	295.00#	\$ 8132	\$ 421
	Contrast	SLSS/DS/FC	□□□□	□□□□	□□□□	□□□	□□□	295.00#	8251	421

SOLLS

HOW TO ORDER

- Indicate the following information on order form:
1. Quantity of each item.
 2. Model number, including options. See "How To Build a Model Number".
 3. Any special service required.

Note:

- The □ indicates that a choice is required.
- The absence of the □ indicates that no choice is required.
- Alpha-numeric characters in place of □ indicate that no other alternatives are available.

HOW TO BUILD A MODEL NUMBER

- A** Select basic model.
- B** Select non-contrast or fabric contrast 1. Refer to ki.com/fabrics.
 - For yardage pricing, see Fabric Yardage Pricing page
- C** Select fabric contrast 2. Refer to ki.com/fabrics.
 - For yardage pricing, see Fabric Yardage Pricing page
- D** Select pull handle color. Refer to the **Product Color Options** page in this price list.
- E** Select wood finish color.* Refer to the **Product Color Options** page in this price list.
 - *For Kensington Maple add upcharge.
- F** Select moisture barrier.

MB - Moisture barrier
See pricing column for moisture barrier upcharge.

NMB - No moisture barrier

KENSINGTON MAPLE UPCHARGE

Kensington Maple requires extended leadtimes.

Model	
SLS/NC	\$67
SLS/FC	\$67
SLSS/LFS/NC	\$67
SLSS/RGS/NC	\$67
SLSS/DS/NC	\$67
SLSS/LFS/FC	\$67
SLSS/RFS/FC	\$67
SLSS/DS/FC	\$67
SLSP/NC	\$55
SLSP/FC	\$55
SLSSP/LFS/NC	\$55
SLSSP/RFS/NC	\$55
SLSSP/DS/NC	\$55
SLSSP/LFS/FC	\$55
SLSSP/RFS/FC	\$55
SLSSP/DS/FC	\$55

INFORMATION

C.O.M. Requirements
C.O.M. yardage requirements listed above are based on plain goods 54" wide. If less than 54" wide or fabrics requiring matching (stripes, plaids, prints, large patterns), additional yardage will be needed. Consult C.O.M. matrix on the Ordering C.O.M. and C.O.L. page for additional yardage needed. For C.O.M. fabric sent to KI-High Point on multiple rolls, add an additional yard of fabric per roll to the yardage requirements.

C.O.L. Requirements
Figure 18 sq. ft. of leather (C.O.L.) for each yard shown (i.e., 4.75 x 18 = 85.5 sq. ft.).

Contrasting Upholstery
When contrasting fabric is chosen, price at highest in-grade.

Minimum Fabric/Leather Quantity
Minimum order for fabric is 1 yard. Minimum order for leather is 1 hide (approximately 50 sq. ft).

Moisture Barrier
Moisture barrier is applied underneath the fabric cover as a means of protecting the foam. Not available with TB133.

Construction
Seat and back frame constructed of welded structural steel. Arms constructed from kiln-dried hardwood. Arms are not field replaceable. Cushions constructed of multiple densities of polyurethane foam. Storage box constructed of laminated plywood, black paint standard.

Option
Casters Are NOT available on SLSS loveseat sleeper. Wood legs are standard.

SPECIAL SERVICES

Special Carton Marking
With specially marked information N/C

Shipping
Ships assembled, FOB High Point, NC 27263, freight prepaid. Freight class 125.

Specifications and prices are subject to change without prior notice.



MODEL	Features	MODEL NUMBER			Approx. Packaged Weight	Delivered Pricing	Moisture Barrier add to list price	
		Basic Model	Non-Contrast or Fabric Contrast 1	Moisture Barrier				
SORP	Loveseat Sleeper Replacement Seat & Back Cushions - DS • Non-contrast C.O.M = 7.5 yd • Open, both sides facing	No arm	SLSSC/DS	<input type="checkbox"/> <input type="checkbox"/> <input type="checkbox"/> <input type="checkbox"/>	<input type="checkbox"/> <input type="checkbox"/>	50.00#	\$ 2417	\$ 214
		Closed arm	SLSSPC/DS	<input type="checkbox"/> <input type="checkbox"/> <input type="checkbox"/> <input type="checkbox"/>	<input type="checkbox"/> <input type="checkbox"/>	50.00#	2417	214
			A	B	C			

HOW TO ORDER

- Indicate the following information on order form:
- Quantity of each item.
 - Model number, including options. See "How To Build a Model Number".
 - Any special service required.

Note:

- The indicates that a choice is required.
- The absence of the indicates that no choice is required.
- Alpha-numeric characters in place of indicate that no other alternatives are available.

HOW TO BUILD A MODEL NUMBER

- A** Select basic model.
- B** Select non-contrast or fabric contrast 1. Refer to ki.com/fabrics.
 - For yardage pricing, see Fabric Yardage Pricing page
- C** Select moisture barrier.

NMB	- No moisture barrier
MB	- Moisture barrier

 See pricing column for moisture barrier upcharge.

INFORMATION

C.O.M. Requirements

C.O.M. yardage requirements listed above are based on plain goods 54" wide. If less than 54" wide or fabrics requiring matching (stripes, plaids, prints, large patterns), additional yardage will be needed. Consult C.O.M. matrix on the Ordering C.O.M. and C.O.L. page for additional yardage needed. For C.O.M. fabric sent to KI-High Point on multiple rolls, add an additional yard of fabric per roll to the yardage requirements.

C.O.L. Requirements

Figure 18 sq. ft. of leather (C.O.L.) for each yard shown (i.e., 4.75 x 18 = 85.5 sq. ft.).

Moisture Barrier

Moisture barrier is applied underneath the fabric cover as a means of protecting the foam. Not available with TB133.

SPECIAL SERVICES

Special Carton Marking



With specially marked information N/C

Shipping

Ships **knocked down, FOB High Point, NC 27263, freight prepaid.** Freight class 125.

Specifications and prices are subject to change without prior notice.



MODEL	MODEL NUMBER									Approx. Packaged Weight	Delivered Pricing	Moisture Barrier add to list price	Laminate Grade 2 add to list price	Laminate Grade 3 add to list price	
	Basic Model	Non-Cont or Fabric Cont 1	Fabr Cont 2	I.V. Pole	Cath Att	Mag Rck	Arm Cap	Wd Fin	Lam. Color						
SORL	Recliner (w/Laminate Top, Side-Mounted Articulating Fold-Down Tablet) - Non-contrast • Non-contrast C.O.M = 5.5 yd	SR/NC/LFT/LT	<input type="checkbox"/>		<input type="checkbox"/>	<input type="checkbox"/>	<input type="checkbox"/>	<input type="checkbox"/>	<input type="checkbox"/>	<input type="checkbox"/>	113.00#	\$ 4686	\$ 209	\$ 19	\$ 120
		SR/NC/RFT/LT	<input type="checkbox"/>		<input type="checkbox"/>	<input type="checkbox"/>	<input type="checkbox"/>	<input type="checkbox"/>	<input type="checkbox"/>	<input type="checkbox"/>	<input type="checkbox"/>	113.00#	4686	209	19
SORL	 Recliner (w/Laminate Top, Side-Mounted Articulating Fold-Down Tablet) - Contrast • 1 = Back and arms (Fabric Contrast 1) C.O.M. = 4.5 yd • 2 = Seat (Fabric Contrast 2) C.O.M. = 1.5 yd • Optional magazine rack (Fabric Contrast 1) C.O.M. = .5 yd	SR/FC/LFT/LT	<input type="checkbox"/>	<input type="checkbox"/>	<input type="checkbox"/>	<input type="checkbox"/>	<input type="checkbox"/>	<input type="checkbox"/>	<input type="checkbox"/>	<input type="checkbox"/>	113.00#	\$ 4746	\$ 209	\$ 19	\$ 120
		SR/FC/RFT/LT	<input type="checkbox"/>	<input type="checkbox"/>	<input type="checkbox"/>	<input type="checkbox"/>	<input type="checkbox"/>	<input type="checkbox"/>	<input type="checkbox"/>	<input type="checkbox"/>	<input type="checkbox"/>	113.00#	4746	209	19
SORL	Recliner (w/Laminate Top, Top-Mounted Articulating Revolving Tablet) - Non-contrast • Non-contrast C.O.M = 5.5 yd	SR/NC/LFRT/LT	<input type="checkbox"/>		<input type="checkbox"/>	<input type="checkbox"/>	<input type="checkbox"/>	<input type="checkbox"/>	<input type="checkbox"/>	<input type="checkbox"/>	113.00#	\$ 4686	\$ 209	\$ 19	\$ 120
		SR/NC/RFRT/LT	<input type="checkbox"/>		<input type="checkbox"/>	<input type="checkbox"/>	<input type="checkbox"/>	<input type="checkbox"/>	<input type="checkbox"/>	<input type="checkbox"/>	<input type="checkbox"/>	113.00#	4686	209	19
SORL	 Recliner (w/Laminate Top, Top-Mounted Articulating Revolving Tablet) - Contrast • 1 = Back and arms (Fabric Contrast 1) C.O.M. = 4.5 yd • 2 = Seat (Fabric Contrast 2) C.O.M. = 1.5 yd • Optional magazine rack (Fabric Contrast 1) C.O.M. = .5 yd	SR/FC/LFRT/LT	<input type="checkbox"/>	<input type="checkbox"/>	<input type="checkbox"/>	<input type="checkbox"/>	<input type="checkbox"/>	<input type="checkbox"/>	<input type="checkbox"/>	<input type="checkbox"/>	113.00#	\$ 4746	\$ 209	\$ 19	\$ 120
		SR/FC/RFRT/LT	<input type="checkbox"/>	<input type="checkbox"/>	<input type="checkbox"/>	<input type="checkbox"/>	<input type="checkbox"/>	<input type="checkbox"/>	<input type="checkbox"/>	<input type="checkbox"/>	<input type="checkbox"/>	113.00#	4746	209	19

A B C D E F G H I

HOW TO ORDER

- Indicate the following information on order form:
- Quantity of each item.
 - Model number, including options. See "How To Build a Model Number".
 - Any special service required.

Note: • The indicates that a choice is required.
• The absence of the indicates that no choice is required.
• Alpha-numeric characters in place of indicate that no other alternatives are available.

HOW TO BUILD A MODEL NUMBER

- A** Select basic model.
- B** Select non-contrast or fabric contrast 1. Refer to ki.com/fabrics.
• For yardage pricing, see Fabric Yardage Pricing page
- C** Select fabric contrast 2. Refer to ki.com/fabrics.
• For yardage pricing, see Fabric Yardage Pricing page
- D** Select I.V. pole (facing).
NS - No pole
LFFIV - Left facing front; add \$432
LRFIV - Left facing rear; add \$432
RFFIV - Right facing front; add \$432
RRFIV - Right facing rear; add \$432
If top articulating table is specified, table, I.V. pole and/or catheter bag attachment must all be specified in unique locations.
- E** Select catheter bag attachment.

- (specified facing chair)
- NCA - No catheter attachment
 - LFCA - Left facing front; add \$70
 - LRCA - Left facing rear; add \$70
 - RFCA - Right facing front; add \$70
 - RRCA - Right facing rear; add \$70
- If top articulating table is specified, table, I.V. pole and/or catheter bag attachment must all be specified in unique locations.
- F** Select magazine rack.
NMR - No rack
LFM - Left side rack; add \$290
RFM - Right side rack; add \$290
Magazine rack fabric will match arm fabric selection
 - G** Select arm option.
WAC - Wood armcaps (pair)
PAC - Black poly (pair); add \$252
 - H** Select wood finish color. Refer to the **Product Color Options** page in this price list.
*For Kensington Maple add upcharge.

I Select laminate color. Refer to the **Product Color Options** page in this price list.

INFORMATION

Moisture Barrier \$209
TB133 \$428

Options

Additional options may be ordered. Add /xx to the end of the model number and upcharge.

Trendelenberg

/TM and \$241

Kensington Maple Upcharge

Kensington Maple requires extended leadtimes. Model: Soltice® Recliners \$16

C.O.M. Requirements

C.O.M. yardage requirements listed above are based on plain goods 54" wide. If less than 54" wide or fabrics requiring matching (stripes, plaids, prints, large patterns), additional yardage will be needed. Consult C.O.M. matrix on the Ordering C.O.M. and C.O.L. page for additional yardage

needed. For C.O.M. fabric sent to KI-High Point on multiple rolls, add an additional yard of fabric per roll to the yardage requirements.

C.O.L. Requirements

Figure 18 sq. ft. of leather (C.O.L.) for each yard shown (i.e., 4.75 x 18 = 85.5 sq. ft.).

Contrasting Upholstery

When contrasting fabric is chosen, price at highest in-grade.

Minimum Fabric/Leather Quantity

Minimum order for fabric is 1 yard. Minimum order for leather is 1 hide (approximately 50 sq. ft.).

Construction

Frame constructed of kiln-dried lumber and laminated hardwood plywood. Exposed wood components finished with catalyzed varnish (specify finish when ordering). Tight seat constructed with universal 7.5-gauge sinuous wire springs. Tight back sprung with stretch strap webbing stapled into position. Multiple

densities of polyurethane foam covered with a layer of .75 super soft foam. Seats, backs and arms are field replaceable. Mechanism chassis is of 2" x 1" 14-gauge rectangular steel tube frame welded at all member connection and powder coated to seal frame.

Options

SR cannot be manufactured without casters and pushbar.

Pushbar standard.

SPECIAL SERVICES

Special Carton Marking



With specially marked information N/C

Shipping

Ships assembled, FOB High Point, NC 27263, freight prepaid. Freight class 250.

Specifications and prices are subject to change without prior notice.



	MODEL	Features	MODEL NUMBER									Approx. Packaged Weight	Delivered Pricing	Moisture Barrier add to list price
			Basic Model	Non-Cont or Fabric Cont 1	Fabr Cont 2	I.V. Pole	Cath Att	Mag Rck	Arm Cap	Wd Fin	Ven. Color			
SORL	Recliner (w/Veneer Top, Side-Mounted Articulating Fold-Down Tablet) - Non-contrast • Non-contrast C.O.M = 5.5 yd	Left facing	SR/NC/LFT/VT	<input type="checkbox"/>		<input type="checkbox"/>	<input type="checkbox"/>	<input type="checkbox"/>	<input type="checkbox"/>	<input type="checkbox"/>	<input type="checkbox"/>	113.00#	\$ 4686	\$ 209
		Right facing	SR/NC/RFRT/VT	<input type="checkbox"/>		<input type="checkbox"/>	<input type="checkbox"/>	<input type="checkbox"/>	<input type="checkbox"/>	<input type="checkbox"/>	<input type="checkbox"/>	113.00#	4686	209
	Recliner (w/Veneer Top, Side-Mounted Articulating Fold-Down Tablet) - Contrast • 1 = Back and arms (Fabric Contrast 1) C.O.M. = 4.5 yd • 2 = Seat (Fabric Contrast 2) C.O.M. = 1.5 yd • Optional magazine rack (Fabric Contrast 1) C.O.M. = .5 yd	Left facing	SR/FC/LFT/VT	<input type="checkbox"/>	<input type="checkbox"/>	<input type="checkbox"/>	<input type="checkbox"/>	<input type="checkbox"/>	<input type="checkbox"/>	<input type="checkbox"/>	<input type="checkbox"/>	113.00#	\$ 4746	\$ 209
		Right facing	SR/FC/RFRT/VT	<input type="checkbox"/>	<input type="checkbox"/>	<input type="checkbox"/>	<input type="checkbox"/>	<input type="checkbox"/>	<input type="checkbox"/>	<input type="checkbox"/>	<input type="checkbox"/>	113.00#	4746	209
SORL														
SORL	Recliner (w/Veneer Top, Top-Mounted Articulating Revolving Tablet) - Non-contrast • Non-contrast C.O.M = 5.5 yd	Left facing	SR/NC/LFRT/VT	<input type="checkbox"/>		<input type="checkbox"/>	<input type="checkbox"/>	<input type="checkbox"/>	<input type="checkbox"/>	<input type="checkbox"/>	<input type="checkbox"/>	113.00#	\$ 4686	\$ 209
		Right facing	SR/NC/RFRT/VT	<input type="checkbox"/>		<input type="checkbox"/>	<input type="checkbox"/>	<input type="checkbox"/>	<input type="checkbox"/>	<input type="checkbox"/>	<input type="checkbox"/>	113.00#	4686	209
	Recliner (w/Veneer Top, Top-Mounted Articulating Revolving Tablet) - Contrast • 1 = Back and arms (Fabric Contrast 1) C.O.M. = 4.5 yd • 2 = Seat (Fabric Contrast 2) C.O.M. = 1.5 yd • Optional magazine rack (Fabric Contrast 1) C.O.M. = .5 yd	Left facing	SR/FC/LFRT/VT	<input type="checkbox"/>	<input type="checkbox"/>	<input type="checkbox"/>	<input type="checkbox"/>	<input type="checkbox"/>	<input type="checkbox"/>	<input type="checkbox"/>	<input type="checkbox"/>	113.00#	\$ 4746	\$ 209
		Right facing	SR/FC/RFRT/VT	<input type="checkbox"/>	<input type="checkbox"/>	<input type="checkbox"/>	<input type="checkbox"/>	<input type="checkbox"/>	<input type="checkbox"/>	<input type="checkbox"/>	<input type="checkbox"/>	113.00#	4746	209
SORL														

A B C D E F G H I

HOW TO ORDER

- Indicate the following information on order form:
- Quantity of each item.
 - Model number, including options. See "How To Build a Model Number".
 - Any special service required.

Note: • The indicates that a choice is required.
• The absence of the indicates that no choice is required.
• Alpha-numeric characters in place of indicate that no other alternatives are available.

HOW TO BUILD A MODEL NUMBER

- A** Select basic model.
- B** Select non-contrast or fabric contrast 1. Refer to ki.com/fabrics.
• For yardage pricing, see Fabric Yardage Pricing page
- C** Select fabric contrast 2. Refer to ki.com/fabrics.
• For yardage pricing, see Fabric Yardage Pricing page
- D** Select I.V. pole (facing).
NS - No pole
LFFIV - Left facing front; add \$432
LRFIV - Left facing rear; add \$432
RFFIV - Right facing front; add \$432
RRFIV - Right facing rear; add \$432
If top articulating table is specified, table, I.V. pole and/or catheter bag attachment must all be specified in unique locations.

- E** Select catheter bag attachment. (specified facing chair)
NCA - No catheter attachment
LFCA - Left facing front; add \$70
LRCA - Left facing rear; add \$70
RFCA - Right facing front; add \$70
RRCA - Right facing rear; add \$70
If top articulating table is specified, table, I.V. pole and/or catheter bag attachment must all be specified in unique locations.
- F** Select magazine rack.
NMR - No rack
RFM - Right side rack; add \$290
LFM - Left side rack; add \$290
Magazine rack fabric will match arm fabric selection
- G** Select arm option.
WAC - Wood armcaps (pair)
PAC - Black poly (pair); add \$252
- H** Select wood finish color.* Refer to the **Product Color Options** page in this price list.

*For Kensington Maple add upcharge.

- I** Select veneer color. Refer to the **Product Color Options** page in this price list.

INFORMATION

Moisture Barrier \$209
TB133 \$428

Options

Additional options may be ordered. Add /xx to the end of the model number and upcharge.

Trendelenberg

/TM and \$241

Kensington Maple Upcharge

Kensington Maple requires extended leadtimes. Model: Soltice® Recliners \$16

C.O.M. Requirements

C.O.M. yardage requirements listed above are based on plain goods 54" wide. If less than 54" wide or fabrics requiring matching (stripes, plaids, prints, large patterns), additional yardage will be needed. Consult C.O.M. matrix on the Ordering C.O.M. and C.O.L. page for additional yardage

needed. For C.O.M. fabric sent to KI-High Point on multiple rolls, add an additional yard of fabric per roll to the yardage requirements.

C.O.L. Requirements

Figure 18 sq. ft. of leather (C.O.L.) for each yard shown (i.e., 4.75 x 18 = 85.5 sq. ft.).

Contrasting Upholstery

When contrasting fabric is chosen, price at highest in-grade.

Minimum Fabric/Leather Quantity

Minimum order for fabric is 1 yard. Minimum order for leather is 1 hide (approximately 50 sq. ft).

Construction

Frame constructed of kiln-dried lumber and laminated hardwood plywood. Exposed wood components finished with catalyzed varnish (specify finish when ordering). Tight seat constructed with universal 7.5-gauge sinuous wire springs. Tight back sprung with stretch strap webbing stapled into position. Multiple densities of polyurethane foam covered with a layer of .75 super soft foam.

Seats, backs and arms are field replaceable. Mechanism chassis is of 2" x 1" 14-gauge rectangular steel tube frame welded at all member connection and powder coated to seal frame.

Options

SR cannot be manufactured without casters and pushbar.

Pushbar standard.

SPECIAL SERVICES

Special Carton Marking

With specially marked information N/C

Shipping

Ships assembled, FOB High Point, NC 27263, freight prepaid. Freight class 250.

Specifications and prices are subject to change without prior notice.



MODEL	MODEL NUMBER				Approx. Packaged Weight	Delivered Pricing	Moisture Barrier add to list price
	Basic Model	Non-Contrast or Fabric Contrast 1	Arm Cap	Wood Finish			
SORP	Replacement Back • Non-contrast C.O.M = 2 yd	SRRBK	□□□□		8.00#	\$ 1279	\$ 158
SORP	Replacement Seat Cover Only • Non-contrast C.O.M = 1.5 yd • Uph. cover	SRRSC	□□□□		2.00#	\$ 578	\$ 132
SORP	Replacement Arm • Non-contrast C.O.M = 2.5 yd • Includes wood armcap	SRRCA/LF	□□□□	WAC	□□□	\$ 895	\$ 192
		SRRCA/RF	□□□□	WAC	□□□	895	192
SORP	Replacement Wood Arm Caps • Set of 2	SRRAC		WAC	□□□	\$ 423	N/A
SORP	Replacement Footrest • Non-contrast C.O.M = .5 yd • Includes hardware	SRRFT	□□□□		3.00#	\$ 359	\$ 87
AC911	Replacement Med Caster Kit Includes: • (2) Med caster locking casters • (2) Med caster non-locking casters • (8) Hex nuts, (4) lock washers • (1) Small tube of Loc-Tite	RETRO.MEDCASTER			7.00#	\$ 344	N/A

A

B

C

D

HOW TO ORDER

- Indicate the following information on order form:
- Quantity of each item.
 - Model number, including options. See "How To Build a Model Number".
 - Any special service required.

Note: • The indicates that a choice is required.
 • The absence of the indicates that no choice is required.
 • Alpha-numeric characters in place of indicate that no other alternatives are available.

HOW TO BUILD A MODEL NUMBER

- A** Select basic model.
- B** Select non-contrast or fabric contrast 1. Refer to ki.com/fabrics.
 • For yardage pricing, see Fabric Yardage Pricing page
- C** Select arm option.
WAC - Wood armcaps (pair)
- D** Select wood finish color.*
 Refer to the **Product Color Options** page in this price list.
 *For Kensington Maple add upcharge.

KENSINGTON MAPLE UPCHARGE

Kensington Maple requires extended leadtimes.

Model	
SRRCA	\$34 (per arm)
SRRAC	\$34

INFORMATION
C.O.M. Requirements

C.O.M. yardage requirements listed above are based on plain goods 54" wide. If less than 54" wide or fabrics requiring matching (stripes, plaids, prints, large patterns), additional yardage will be needed. Consult C.O.M. matrix on the Ordering C.O.M. and C.O.L. page for additional yardage needed. For C.O.M. fabric sent to KI-High Point on multiple rolls, add an additional yard of fabric per roll to the yardage requirements.

C.O.L. Requirements

Figure 18 sq. ft. of leather (C.O.L.) for each yard shown (i.e., 4.75 x 18 = 85.5 sq. ft.).

Contrasting Upholstery

When contrasting fabric is chosen, price at highest in-grade.

SPECIAL SERVICES
Special Carton Marking



With specially marked information N/C

Shipping

Ships **knocked down, FOB High Point, NC 27263, freight prepaid.** Freight class 70.

Specifications and prices are subject to change without prior notice.



MODEL	Features	MODEL NUMBER						Approx. Packaged Weight	Delivered Pricing	Moisture Barrier add to list price
		Basic Model	Non-Contrast or Fabric Contrast 1	Fabric Contrast 2	Wood Finish	Arm Cap	Moisture Barrier			
 <p>Bariatric Chair (Open Arm) • Non-contrast C.O.M = 4.75 yd • 1 = Back (Fabric Contrast 1) C.O.M. = 2.25 yd • 2 = Seat (Fabric Contrast 2) C.O.M. = 2.5 yd</p>	Non-contrast	SOCL/NC	□□□□		□□□	□□□	□□□	68.00#	\$ 3866	\$ 268
	Contrast	SOCL/FC	□□□□	□□□□	□□□	□□□	□□□	68.00#	3955	268
SOBS										
 <p>Bariatric Chair (Closed Arm) • Non-contrast C.O.M = 6.25 yd • 1 = Back and arms (Fabric Contrast 1) C.O.M. = 4.25 yd • 2 = Seat (Fabric Contrast 2) C.O.M. = 2.5 yd</p>	Non-contrast	SPCL/NC	□□□□		□□□	□□□	□□□	68.00#	\$ 4168	\$ 331
	Contrast	SPCL/FC	□□□□	□□□□	□□□	□□□	□□□	68.00#	4251	331
SOBS										
			A	B	C	D	E	F		

HOW TO ORDER

- Indicate the following information on order form:
- Quantity of each item.
 - Model number, including options. See "How To Build a Model Number".
 - Any special service required.

Note: • The indicates that a choice is required.
 • The absence of the indicates that no choice is required.
 • Alpha-numeric characters in place of indicate that no other alternatives are available.

HOW TO BUILD A MODEL NUMBER

See pricing column for moisture barrier upcharge.

- A** Select basic model.
- B** Select non-contrast or fabric contrast 1. Refer to ki.com/fabrics.
 - For yardage pricing, see Fabric Yardage Pricing page
- C** Select fabric contrast 2. Refer to ki.com/fabrics
 - For yardage pricing, see Fabric Yardage Pricing page
- D** Select wood finish color.* Refer to the **Product Color Options** page in this price list.
 - *For Kensington Maple add upcharge.
- E** Select arm option.

WAC	- Wood armcaps (pair)
------------	-----------------------
- F** Select moisture barrier.

NMB	- No moisture barrier
MB	- Moisture barrier

KENSINGTON MAPLE UPCHARGE

Kensington Maple requires extended leadtimes.

Model	
SOCL/NC	\$248
SOCL/FC	\$248
SPCL/NC	\$58
SPCL/FC	\$58

INFORMATION

C.O.M. Requirements
 C.O.M. yardage requirements listed above are based on plain goods 54" wide. If less than 54" wide or fabrics requiring matching (stripes, plaids, prints, large patterns), additional yardage will be needed. Consult C.O.M. matrix on the Ordering C.O.M. and C.O.L. page for additional yardage needed. For C.O.M. fabric sent to KI-High Point on multiple rolls, add an additional yard of fabric per roll to the yardage requirements.

C.O.L. Requirements
 Figure 18 sq. ft. of leather (C.O.L.) for each yard shown (i.e., 4.75 x 18 = 85.5 sq. ft.).

Contrasting Upholstery
 When contrasting fabric is chosen, price at highest in-grade.

Minimum Fabric/Leather Quantity
 Minimum order for fabric is 1 yard. Minimum order for leather is 1 hide (approximately 50 sq. ft).

Moisture Barrier
 Moisture barrier is applied underneath the fabric cover as a means of protecting the foam.

Construction
 CONSTRUCTION - LOUNGE & BARIATRIC
 Frame Constructed of kiln-dried lumber and laminated hardwood plywood. Exposed wood components finished with catalyzed varnish (specify finish when ordering). Tight seat constructed with universal 7.5-gauge sinuous wire springs. Tight back sprung with stretch strap webbing stapled into position. Multiple densities of polyurethane foam covered with a layer of .75 super soft foam. Seats, backs and arms are field replaceable.

SPECIAL SERVICES

Special Carton Marking
 With specially marked information N/C

Shipping
 Ships **assembled unless replacement parts which ship knocked down, FOB High Point, NC 27263, freight prepaid.** Freight class 250.

Specifications and prices are subject to change without prior notice.



MODEL	MODEL NUMBER					Approx. Packaged Weight	Delivered Pricing	Moisture Barrier add to list price	
	Basic Model	Non-Contrast or Fabric Contrast 1	Wood Finish	Arm Cap	Moisture Barrier				
SORP	Replacement Back • Non-contrast C.O.M = 2.25 yd	SRBBK	<input type="checkbox"/> <input type="checkbox"/> <input type="checkbox"/> <input type="checkbox"/>				25.00#	\$ 1242	\$ 128
SORP	Replacement Seat (Open Arm) • Non-contrast C.O.M = 2.5 yd	SRBST	<input type="checkbox"/> <input type="checkbox"/> <input type="checkbox"/> <input type="checkbox"/>				35.00#	\$ 1457	\$ 142
SORP	Replacement Seat (Closed Arm) • Non-contrast C.O.M = 2.5 yd	SRBSC	<input type="checkbox"/> <input type="checkbox"/> <input type="checkbox"/> <input type="checkbox"/>	<input type="checkbox"/> <input type="checkbox"/>			35.00#	\$ 1457	\$ 142
SORP	Replacement Arm (Open Arm) • Includes wood armcap	SRBOA/LF		<input type="checkbox"/> <input type="checkbox"/>	<input type="checkbox"/> <input type="checkbox"/>		15.00#	\$ 669	N/A
		SRBOA/RF		<input type="checkbox"/> <input type="checkbox"/>	<input type="checkbox"/> <input type="checkbox"/>		15.00#	669	N/A
SORP	Replacement Arm (Closed Arm) • Non-contrast C.O.M = 2.5 yd • Includes wood armcap	SRBCA/LF	<input type="checkbox"/> <input type="checkbox"/> <input type="checkbox"/> <input type="checkbox"/>	<input type="checkbox"/> <input type="checkbox"/>	<input type="checkbox"/> <input type="checkbox"/>	<input type="checkbox"/> <input type="checkbox"/>	35.00#	\$ 1019	\$ 145
		SRBCA/RF	<input type="checkbox"/> <input type="checkbox"/> <input type="checkbox"/> <input type="checkbox"/>	<input type="checkbox"/> <input type="checkbox"/>	<input type="checkbox"/> <input type="checkbox"/>	<input type="checkbox"/> <input type="checkbox"/>	35.00#	1019	145
SORP	Replacement Wood Armcaps • Set of 2	SRBAC		<input type="checkbox"/> <input type="checkbox"/>	<input type="checkbox"/> <input type="checkbox"/>		12.00#	\$ 464	N/A

A

B

C

D

E

HOW TO ORDER

- Indicate the following information on order form:
- Quantity of each item.
 - Model number, including options. See "How To Build a Model Number".
 - Any special service required.

Note: • The indicates that a choice is required.

- The absence of the indicates that no choice is required.
- Alpha-numeric characters in place of indicate that no other alternatives are available.

HOW TO BUILD A MODEL NUMBER

- A** Select basic model.
- B** Select non-contrast or fabric contrast 1. Refer to ki.com/fabrics.
- For yardage pricing, see Fabric Yardage Pricing page
- C** Select wood finish color.* Refer to the **Product Color Options** page in this price list.
*For Kensington Maple add upcharge.
- D** Select arm option.
WAC - Wood armcaps (pair)
- E** Select moisture barrier.
NMB - No moisture barrier
MB - Moisture barrier
See pricing column for moisture barrier upcharge.

KENSINGTON MAPLE UPCHARGE

Kensington Maple requires extended leadtimes.

Model	
SRBOA/(FR/LF)	\$66
SRBCA/(RF/LF)	\$15
SRBAC	\$15 (each)

INFORMATION

C.O.M. Requirements

C.O.M. yardage requirements listed above are based on plain goods 54" wide. If less than 54" wide or fabrics requiring matching (stripes, plaids, prints, large patterns), additional yardage will be needed. Consult C.O.M. matrix on the Ordering C.O.M. and C.O.L. page for additional yardage needed. For C.O.M. fabric sent to KI-High Point on multiple rolls, add an additional yard of fabric per roll to the yardage requirements.

C.O.L. Requirements

Figure 18 sq. ft. of leather (C.O.L.) for each yard shown (i.e., 4.75 x 18 = 85.5 sq. ft.).

Contrasting Upholstery

When contrasting fabric is chosen, price at highest in-grade.

Moisture Barrier

Moisture barrier is applied underneath the fabric cover as a means of protecting the foam.

SPECIAL SERVICES

Special Carton Marking

With specially marked information N/C

Shipping

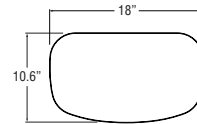
Ships assembled unless replacement parts which ship knocked down, FOB High Point, NC 27263, freight prepaid. Freight class 70.

Specifications and prices are subject to change without prior notice.

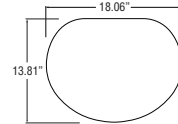


Soltice® 1.5 Recliner

Tablet Arm Options



**Top-Mounted Articulating
Revolving Tablet**



**Side-Mounted Articulating
Fold-Down Tablet**



Caster - Locked Position

Dimensions	
Overall width	32-1/8"
Overall depth	35"
Overall height	47"
Seat width	24"
Seat depth	20"
Seat height from floor	20"
Arm height at front of arm (highest point)	27-1/2"

Chair Testing and Loading

The Affina II Recliners have passed all standard ANSI BIFMA tests for seating products, and in addition, the chairs also passed KI's bariatric test battery (see document KI-98829) which allows the chairs to safely accommodate weights of up to 750 pounds.

Field Replaceable Seat, Back, Ottoman and Armcaps

Replacement seats include new foam and upholstery and are Velcro Fastened to the seat. Backs are attached to the frame mechanism with a metal-to-metal hinge connection that allows for easy replacement. Removing two screws at the bottom of the back will allow lifting the entire back off the mechanism. Replacement backs come with complete wood frame, foam and upholstery. Footrest Ottoman replacements are fully upholstered and bolt on to the frame. Armcaps are attached to the arms using compression dowels for easy replacement. For full arm replacement, contact a factory representative.

Wood Arm Caps

Wood arm caps are constructed of 1/2 select hardwood kiln dried to a moisture content of 5% to 7%, fastened to hardwood plywood panels. Joinery utilizes three (3) 1/2" x 1" spring steel dowels, screwed into position on the arm cap. Plywood arm panels are 1/2" thick plywood skins, inside and out, glued and stapled using mortise, butt, and lap joints throughout. Craftboard (.09 thick) is stapled over edges and bottom beneath 1/4" thick soft polyurethane foam padding.

Mechanism and Chair Frame

Rectangular steel tube frame ranging from 14 to 10 gauge, is welded, or riveted, at all member connections and fully powder coated to seal frame. Steel frame arm and footrest mounting plates are 14 gauge thickness. Frame is bolted to wood arms at 12 locations using 1/4"-20 machine bolts. Back frame is constructed of 1" laminated plywood with solid wood cross rails. Dowel and lap joints are utilized. Seat frame is 5/4 solid maple wood. Mechanism is all steel ranging in gauge from 14-11 gauge.

Recliner Back and Seat

Back is 1" hardwood plywood (7 ply) utilizing dowel and lap joints. Six (6) 3" woven web straps are stretched and interwoven across the seat and stapled. Sea Board mounts to steel seat frame using two (2) 1/4"-20 machine bolts. Propex woven polypropylene fabric covers the back surface openings. A layer of 1/4" thick soft polyurethane foam padding covers all non-cushioned surfaces.

Polyurethane Foam Cushions

Seat cushion is composed of 2.5 lb. 35 density high resilient polyurethane foam measuring 4" in thickness. A 1" thick slab of 1.5 lb. 14 density foam is laminated to the top and front edge. Back cushion is composed of 2.5 lb. 35 density high resilient polyurethane foam measuring 2" in thickness. A 1" thick slab of 1.5 lb. 14 density foam is laminated to the foam surface.

Upholstery Covers

Traditional upholstery methods are used throughout.

Casters

Four 3" individual locking, swiveling casters are fastened to the four corner of the chair.

Central Locking Caster System

5" sealed, locking casters are activated using a foot lever, and are controlled by a series of steel and cast aluminum linkages inside the chair.

Optional Heat & Massage

Heat & Massage units are installed into the backrest and the seat of the unit. Control functions are performed at a built-in control unit in the right-facing arm. Three temperature levels are available for the heat option: low (37C/99F), medium (38C/101F), and high (39C/102F), with an automatic shut-off after four hours of operation. The vibrating massage modules are built into the backrest of the unit, with the controller managing four modes of operation: low location low vibration, low location high vibration, high location low vibration, and high location high vibration, also with an automatic shut-off after 15 minutes of operation. The entire assembly meets TUV Rheinland and IEC 60601-1 ratings. The powercord is a 14 AWG, 15-Amp NEMA rated three conducted SJT, with a three-prong grounded plug. A 72" length of exposed power cord extends from the back of the unit and is strain releaf mounted to the rear of the unit. Use of this product is not intended to offer any medical benefits, but rather supports relaxation, comfort, and convenience to the user.

Optional USB Charger (requires Heat & Massage selection)

The USB power module houses one 5V DC USB (type 2.0 and type 3.0 compatible) charging plug-in receptacle with 1-AMP DC total power (no data). The module is installed in the front of the right-side facing arm.

SPECIFICATIONS

Complimentary Furniture

The following lounge collections offer complimentary furniture that creates continuity and a cohesive look throughout a facility. These complimentary pieces can be found in other sections of the KI price list.

SOLTICE HEALTHCARE SEATING - Soltice Multiple Seating, Soltice Guest Seating, Soltice Lounge Seating, LaResta Day Bed (FDS/SL).

UPHOLSTERY INFORMATION

C.O.M. Fabric

For C.O.M. fabric sent to KI-High Point on multiple rolls, add an additional yard of fabric per roll to the yardage requirement. Multiple rolls have shorter pieces of fabric on them and do not allow nesting and stacking of the fabric to achieve the best yield as is done with one large roll. This results in yardage shortages and requests for additional fabric from the client, which can delay an order. For each roll that is sent, one yard needs to be added to one of the rolls, not separately.

Fabric Disclaimer

Fabric will be applied as swatched by the fabric manufacturer. Fabric that is required to be applied differently than is swatched will need a Modified Product Request written specifying the direction the fabric is to be applied.

FINISH INFORMATION

Color Match

KI offers the additional option of color matching paint, polypropylene, or wood stain through Product Modification Requests. Contact Customer Service for details.

INFORMATION

Warranty

Refer to KI Terms & Conditions document or visit ki.com


Wood Finish - Core

Cherry Storm on Beech
 Cinnamon on Beech
 Cocoa on Beech
 Eclipse Black on Beech
 Florence Walnut on Beech
 Kensington Maple on Maple
 Monticello Maple on Beech
 Natural on Beech
 River Cherry on Beech

Kensington Maple requires an upcharge.

Veneer Wood Finish - Core

Cherry Storm on Beech
 Cinnamon on Beech
 Cocoa on Beech
 Eclipse Black on Beech
 Kensington Maple on Maple
 Monticello Maple on Beech
 Natural on Beech
 River Cherry on Beech

Surface Finish--Grade 1 Standard Laminate

BCX Beigewood
 BCN Belair
 BCA Biltmore Cherry
 BEB Black
 BFC Brighton Walnut
 MMA Castle Oak
 BMT Cherry Storm
 BNA Classic Linen
 BRY Cocobala

Crisp Linen
 Designer White
 Dove Grey
 Florence Walnut
 Friston Ash
 Frosty White
 Graphite Nebula
 Grey
 High Rise
 Hollyberry
 Island
 Italian Silver Ash
 Kensington Maple
 Lapis Blue
 Monticello Maple
 North Sea
 Ocean
 Pinnacle Walnut
 River Cherry
 Shadow Zephyr
 Sterling Ash
 Titanium Evolv
 White Nebula
 White Sand
 Windsor Mahogany

LBZ
 LBQ
 LBT
 LBK
 LBW
 LCO
 LCX
 LCI
 LCC
 LRI
 LDR
 LDG
 LFC
 LFH
 LFW
 LGN
 LGE
 LHE
 LHY
 LID
 LIT
 LKM
 LLB
 LMT
 LNA
 LON
 LPW
 LRY
 LSR
 LAZ
 LTV
 LWL
 LWN
 LWY

Surface Finish--Grade 2 Standard Laminate

Akira
 Black Alicante
 Black Hills Oak
 Calcutta Marble
 Dering Forest
 Fawn Cypress
 Ice Mist
 Markerboard White
 Valley Forge Elm
 White River Forest

LAK
 LBY
 LBH
 LCQ
 LDF
 LFQ
 LIM
 LMK
 LVF
 LWR

Surface Finish--Grade 3 Standard Laminate

Black Velvet
 Cumberland Walnut
 Designer White Velvet
 Hartley Walnut
 Nile Velvet
 Raleigh Walnut
 Solano Walnut
 Spruce Velvet

LBV
 LCJ
 LDE
 LHW
 LNL
 LRW
 LSG
 LSC

Finish Cards

View color swatches for items listed within this document.

Paints

Plastics/Poly

Wood/Veneer

Laminates

Molded Edges

Edge Styles

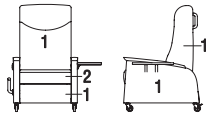
Hard Plastics

Glass

Certain options referenced may not be available on GSA Schedule.



Features	MODEL NUMBER											Approx. Packaged Weight	Delivered Pricing	Laminate Grade 2 add to list price	Laminate Grade 3 add to list price	
	Basic Model	Non-Contrast or Fabric Cont 1	Fabric Cont 2	Heat/Massage Option	USB Power	I.V. Pole	Cath Attachment	Magazine Pouch	Arm Cap	Wood Finish	Laminate Color					
SORL2 Recliner (w/Laminate Top, Side-Mounted Articulating Fold-Down Tablet) - Non-contrast • Non-contrast C.O.M = 5.5 yd	Right facing	SR15/NC/RFT/LT	<input type="checkbox"/> <input type="checkbox"/> <input type="checkbox"/> <input type="checkbox"/>	<input type="checkbox"/>	<input type="checkbox"/>	<input type="checkbox"/>	<input type="checkbox"/> <input type="checkbox"/> <input type="checkbox"/>	<input type="checkbox"/> <input type="checkbox"/> <input type="checkbox"/>	<input type="checkbox"/> <input type="checkbox"/> <input type="checkbox"/>	<input type="checkbox"/> <input type="checkbox"/> <input type="checkbox"/>	<input type="checkbox"/> <input type="checkbox"/> <input type="checkbox"/>	<input type="checkbox"/> <input type="checkbox"/> <input type="checkbox"/>	155.00#	\$ 5748	\$ 19	\$ 120
SORL2 Recliner (w/Laminate Top, Side-Mounted Articulating Fold-Down Tablet) - Contrast • 1 = Back, arms and footrest (Fabric Contrast 1) C.O.M. = 4.5 yd • 2 = Seat (Fabric Contrast 2) C.O.M. = 1.75 yd • Optional magazine rack (Fabric Contrast 1) C.O.M. = .5 yd	Right facing	SR15/FC/RFT/LT	<input type="checkbox"/> <input type="checkbox"/> <input type="checkbox"/> <input type="checkbox"/>	<input type="checkbox"/> <input type="checkbox"/>	<input type="checkbox"/>	<input type="checkbox"/>	<input type="checkbox"/> <input type="checkbox"/> <input type="checkbox"/>	<input type="checkbox"/> <input type="checkbox"/> <input type="checkbox"/>	<input type="checkbox"/> <input type="checkbox"/> <input type="checkbox"/>	<input type="checkbox"/> <input type="checkbox"/> <input type="checkbox"/>	<input type="checkbox"/> <input type="checkbox"/> <input type="checkbox"/>	<input type="checkbox"/> <input type="checkbox"/> <input type="checkbox"/>	155.00#	\$ 5866	\$ 19	\$ 120



HOW TO ORDER

- Indicate the following information on order form:
- Quantity of each item.
 - Model number, including options. See "How To Build a Model Number".
 - Any special service required.

Note: • The indicates that a choice is required.
• The absence of the indicates that no choice is required.
• Alpha-numeric characters in place of indicate that no other alternatives are available.

HOW TO BUILD A MODEL NUMBER

- A** Select basic model.
- B** Select non-contrast or fabric contrast 1. Refer to ki.com/fabrics.
• For yardage pricing, see Fabric Yardage Pricing page
- C** Select fabric contrast 2. Refer to ki.com/fabrics.
• For yardage pricing, see Fabric Yardage Pricing page
- D** Select Heat and Massage option.
NHM - No heat and massage
WHM - With heat and massage (prohibited in San Francisco, CA); add \$1543
- E** Select USB Power option.
NUSB - No USB power
WUSB - With USB power (prohibited in San Francisco, CA); add \$295
Only available if Heat and Massage option is selected.

- F** Select I.V. pole (facing).
NS - No pole
LRFIV - Left facing rear; add \$455
RFFIV - Right facing front; add \$455
RRFIV - Right facing rear; add \$455
If top articulating table is specified, table, I.V. pole and/or catheter bag attachment must all be specified in unique locations.
If optional magazine pouch is specified, table, I.V. pole and/or catheter bag attachment must all be specified.
Left facing = right-handed when seated
Right facing = left-handed when seated
- G** Select catheter bag attachment hook (facing).
NCA - No catheter attachment
LRCA - Left facing rear; add \$76
RFCA - Right facing front; add \$76
RRCA - Right facing rear; add \$76
If top articulating table is specified, table, I.V. pole and/or catheter bag attachment must all be specified in unique locations.

- H** Select magazine pouch.
NMR - No magazine pouch
RFP - Right side pouch (requires add'l fabric; matches arm); add \$290
Magazine pouch fabric will match arm fabric selection
- I** Select arm option.
PAC - Black poly (pair); add \$231
WAC - Wood (standard)
- J** Select wood finish color.*
Refer to the **Product Color Options** page in this price list.
*For Kensington Maple add upcharge.
- K** Select laminate color.
Refer to the **Product Color Options** page in this price list.

FINISH INFORMATION

ADDITIONAL LAMINATE OFFERING

KI offers laminates beyond those offered in the standard offering. Laminates that are currently available in the program can be viewed in KI product specification tools. Requests to add laminates to the program can be submitted via the product modification request process. Please note, requests to add laminates to the program must include the laminate manufacturers name, color/pattern number, and finish code. Edge options are limited to standard edge colors. If a matching edge is required, this will need to be requested thru the product modification request process and may be subject to additional costs. Due to varying manufacturing processes and quality issues with some laminates, some requests may be denied. Extended lead times and minimum order quantities may apply on orders containing special laminates. Contact the product modification team for questions or additional information regarding special laminates and pricing.

INFORMATION

- Moisture Barrier \$211
- C.O.M. Requirements**
C.O.M. yardage requirements listed above are based on plain goods 54" wide. If less than 54" wide or fabrics requiring matching (stripes, plaids, prints, large patterns), additional yardage will be needed. Consult C.O.M. matrix on the Ordering C.O.M. and C.O.L. page for additional yardage needed. For C.O.M. fabric sent to KI-High Point on multiple rolls, add an additional yard of fabric per roll to the yardage requirements.
- C.O.L. Requirements**
Figure 18 sq. ft. of leather (C.O.L.) for each yard shown (i.e., 4.75 x 18 = 85.5 sq. ft.).
- Contrasting Upholstery**
When contrasting fabric is chosen, price at highest in-grade.

Minimum Fabric/Leather Quantity

Minimum order for fabric is 1 yard. Minimum order for leather is 1 hide (approximately 50 sq. ft.).

Construction
Wood arms and armcaps (field replaceable) constructed of kiln-dried hardwood. Recliner mechanism constructed of flat and tubular steel bolted to wood arms at 16 locations. Ottoman mechanism constructed of 14-gauge steel mounted to chair frame. Back shell is 1" hardwood plywood (7 ply), glued and stapled. Seat shell is 1" hardwood plywood (7 ply). Cushioning of multiple densities of polyurethane foam. Seat and back are field replaceable. Ottoman is field replaceable. Soft touch ottoman release and push/pull handles.

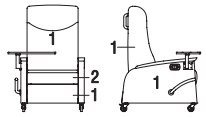
KENSINGTON MAPLE UPCHARGE
Kensington Maple requires extended leadtimes. Model Soltice 1.5 Recliner \$15

SPECIAL SERVICES

- Special Carton Marking**
With specially marked information N/C
 - Shipping**
Ships assembled, FOB High Point, NC 27263, freight prepaid. Freight class 250.
- Specifications and prices are subject to change without prior notice.



Features	MODEL NUMBER											Approx. Packaged Weight	Delivered Pricing	Laminate Grade 2 add to list price	Laminate Grade 3 add to list price	
	Basic Model	Non-Cont or Fabric Cont 1	Fabric Cont 2	Heat/Massage Option	USB Power	I.V. Pole	Cath Attachment	Magazine Pouch	Arm Cap	Wood Finish	Laminate Color					
SORL2 Recliner (w/Laminate Top, Top-Mounted Articulating Revolving Tablet) - Non-contrast • Non-contrast C.O.M = 5.5 yd	Left facing	SR15/NC/LFRT/LT	□□□□		□□	□□	□□□□	□□□□	□□□□	□□□□	□□□□	□□□□	155.00#	\$ 5748	\$ 19	\$ 120
	Right facing	SR15/NC/RFRT/LT	□□□□		□□	□□	□□□□	□□□□	□□□□	□□□□	□□□□	□□□□	155.00#	5748	19	120
SORL2 Recliner (w/Laminate Top, Top-Mounted Articulating Revolving Tablet) - Contrast • 1 = Back, arms and footrest (Fabric Contrast 1) C.O.M. = 4.5 yd • 2 = Seat (Fabric Contrast 2) C.O.M. = 1.75 yd • Optional magazine rack (Fabric Contrast 1) C.O.M. = .5 yd	Left facing	SR15/FC/LFRT/LT	□□□□	□□□□	□□	□□	□□□□	□□□□	□□□□	□□□□	□□□□	□□□□	155.00#	\$ 5866	\$ 19	\$ 120
	Right facing	SR15/FC/RFRT/LT	□□□□	□□□□	□□	□□	□□□□	□□□□	□□□□	□□□□	□□□□	□□□□	155.00#	5866	19	120



HOW TO ORDER

- Indicate the following information on order form:
- Quantity of each item.
 - Model number, including options. See "How To Build a Model Number".
 - Any special service required.

Note: • The indicates that a choice is required.
• The absence of the indicates that no choice is required.
• Alpha-numeric characters in place of indicate that no other alternatives are available.

HOW TO BUILD A MODEL NUMBER

- A** Select basic model.
- B** Select non-contrast or fabric contrast 1. Refer to ki.com/fabrics.
• For yardage pricing, see Fabric Yardage Pricing page
- C** Select fabric contrast 2. Refer to ki.com/fabrics.
• For yardage pricing, see Fabric Yardage Pricing page
- D** Select Heat and Massage option.
NHM - No heat and massage
WHM - With heat and massage (prohibited in San Francisco, CA); add \$1543
- E** Select USB Power option.
NUSB - No USB power
WUSB - With USB power (prohibited in San Francisco, CA) ; add \$295
Only available if Heat and Massage option is selected.

- F** Select I.V. pole (facing).
NS - No pole
LRFIV - Left facing rear; add \$455
RFFIV - Right facing front; add \$455
RRFIV - Right facing rear; add \$455
If top articulating table is specified, table, I.V. pole and/or catheter bag attachment must all be specified in unique locations.
Left facing = right-handed when seated
Right facing = left-handed when seated
- G** Select catheter bag attachment hook (facing).
NCA - No catheter attachment
LRCA - Left facing rear; add \$76
RFCA - Right facing front; add \$76
RRCA - Right facing rear; add \$76
If top articulating table is specified, table, I.V. pole and/or catheter bag attachment must all be specified in unique locations.

- H** Select magazine pouch.
NMR - No magazine pouch
RFP - Right side pouch (requires add'l fabric; matches arm); add \$290
Magazine pouch fabric will match arm fabric selection
- I** Select arm option.
PAC - Black poly (pair); add \$231
WAC - Wood (standard)
- J** Select wood finish color.*
Refer to the **Product Color Options** page in this price list.
*For Kensington Maple add upcharge.
- K** Select laminate color.
Refer to the **Product Color Options** page in this price list.

INFORMATION

Moisture Barrier \$211

C.O.M. Requirements
C.O.M. yardage requirements listed above are based on plain goods 54" wide. If less than 54" wide or fabrics requiring matching (stripes, plaids, prints, large patterns), additional yardage will be needed. Consult C.O.M. matrix on the Ordering C.O.M. and C.O.L. page for additional yardage needed. For C.O.M. fabric sent to KI-High Point on multiple rolls, add an additional yard of fabric per roll to the yardage requirements.

C.O.L. Requirements
Figure 18 sq. ft. of leather (C.O.L.) for each yard shown (i.e., 4.75 x 18 = 85.5 sq. ft.).

Contrasting Upholstery
When contrasting fabric is chosen, price at highest in-grade.

Minimum Fabric/Leather Quantity

Minimum order for fabric is 1 yard. Minimum order for leather is 1 hide (approximately 50 sq. ft.).

Construction
Wood arms and armcaps (field replaceable) constructed of kiln-dried hardwood. Recliner mechanism constructed of flat and tubular steel bolted to wood arms at 16 locations. Ottoman mechanism constructed of 14-gauge steel mounted to chair frame. Back shell is 1" hardwood plywood (7 ply), glued and stapled. Seat shell is 1" hardwood plywood (7 ply). Cushioning of multiple densities of polyurethane foam. Seat and back are field replaceable. Ottoman is field replaceable. Soft touch ottoman release and push/pull handles.

KENSINGTON MAPLE UPCHARGE
Kensington Maple requires extended leadtimes. Model Soltice 1.5 Recliner \$15

FINISH INFORMATION

ADDITIONAL LAMINATE OFFERING

KI offers laminates beyond those offered in the standard offering. Laminates that are currently available in the program can be viewed in KI product specification tools. Requests to add laminates to the program can be submitted via the product modification request process. Please note, requests to add laminates to the program must include the laminate manufacturers name, color/pattern number, and finish code. Edge options are limited to standard edge colors. If a matching edge is required, this will need to be requested thru the product modification request process and may be subject to additional costs. Due to varying manufacturing processes and quality issues with some laminates, some requests may be denied. Extended lead times and minimum order quantities may apply on orders containing special laminates. Contact the product modification team for questions or additional information regarding special laminates and pricing.

SPECIAL SERVICES

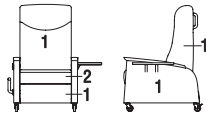
Special Carton Marking

With specially marked information N/C

Shipping
Ships assembled, FOB High Point, NC 27263, freight prepaid. Freight class 250.

Specifications and prices are subject to change without prior notice.

Features	MODEL NUMBER											Approx. Packaged Weight	Delivered Pricing	
	Basic Model	Non-Cont or Fabric Cont 1	Fabric Cont 2	Heat/Massage Option	USB Power	I.V. Pole	Cath Attachment	Magazine Pouch	Arm Cap	Wood Finish	Veneer Color			
SORL2 Recliner (w/Veneer Top, Side-Mounted Articulating Fold-Down Tablet) - Non-contrast • Non-contrast C.O.M = 5.5 yd	Right facing	SR15/NC/RFT/VT	<input type="checkbox"/> <input type="checkbox"/> <input type="checkbox"/> <input type="checkbox"/>		<input type="checkbox"/> <input type="checkbox"/>	<input type="checkbox"/> <input type="checkbox"/>	<input type="checkbox"/> <input type="checkbox"/> <input type="checkbox"/> <input type="checkbox"/>	<input type="checkbox"/> <input type="checkbox"/> <input type="checkbox"/> <input type="checkbox"/>	<input type="checkbox"/> <input type="checkbox"/> <input type="checkbox"/> <input type="checkbox"/>	<input type="checkbox"/> <input type="checkbox"/> <input type="checkbox"/> <input type="checkbox"/>	<input type="checkbox"/> <input type="checkbox"/> <input type="checkbox"/> <input type="checkbox"/>	<input type="checkbox"/> <input type="checkbox"/> <input type="checkbox"/> <input type="checkbox"/>	155.00#	\$ 5748
SORL2 Recliner (w/Veneer Top, Side-Mounted Articulating Fold-Down Tablet) - Contrast • 1 = Back, arms and footrest (Fabric Contrast 1) C.O.M. = 4.5 yd • 2 = Seat (Fabric Contrast 2) C.O.M. = 1.75 yd • Optional magazine rack (Fabric Contrast 1) C.O.M. = .5 yd	Right facing	SR15/FC/RFT/VT	<input type="checkbox"/> <input type="checkbox"/> <input type="checkbox"/> <input type="checkbox"/>	<input type="checkbox"/> <input type="checkbox"/> <input type="checkbox"/> <input type="checkbox"/>	<input type="checkbox"/> <input type="checkbox"/>	<input type="checkbox"/> <input type="checkbox"/>	<input type="checkbox"/> <input type="checkbox"/> <input type="checkbox"/> <input type="checkbox"/>	<input type="checkbox"/> <input type="checkbox"/> <input type="checkbox"/> <input type="checkbox"/>	<input type="checkbox"/> <input type="checkbox"/> <input type="checkbox"/> <input type="checkbox"/>	<input type="checkbox"/> <input type="checkbox"/> <input type="checkbox"/> <input type="checkbox"/>	<input type="checkbox"/> <input type="checkbox"/> <input type="checkbox"/> <input type="checkbox"/>	<input type="checkbox"/> <input type="checkbox"/> <input type="checkbox"/> <input type="checkbox"/>	155.00#	\$ 5866



SORL2

Recliner (w/Veneer Top, Side-Mounted Articulating Fold-Down Tablet)
- Contrast

- 1 = Back, arms and footrest (Fabric Contrast 1) C.O.M. = 4.5 yd
- 2 = Seat (Fabric Contrast 2) C.O.M. = 1.75 yd
- Optional magazine rack (Fabric Contrast 1) C.O.M. = .5 yd

A **B** **C** **D** **E** **F** **G** **H** **I** **J** **K**

HOW TO ORDER

Indicate the following information on order form:

- Quantity of each item.
- Model number, including options. See "How To Build a Model Number".
- Any special service required.

Note: • The indicates that a choice is required.

- The absence of the indicates that no choice is required.
- Alpha-numeric characters in place of indicate that no other alternatives are available.

HOW TO BUILD A MODEL NUMBER

A Select basic model.

B Select non-contrast or fabric contrast 1. Refer to ki.com/fabrics.
• For yardage pricing, see Fabric Yardage Pricing page

C Select fabric contrast 2. Refer to ki.com/fabrics.
• For yardage pricing, see Fabric Yardage Pricing page

D Select Heat and Massage option.
NHM - No heat and massage
WHM - With heat and massage (prohibited in San Francisco, CA); add \$1543

E Select USB Power option.
NUSB - No USB power
WUSB - With USB power (prohibited in San Francisco, CA); add \$295
Only available if Heat and Massage option is selected.

F Select I.V. pole (facing).

NS - No pole
LRFIV - Left facing rear; add \$455
RFFIV - Right facing front; add \$455
RRFIV - Right facing rear; add \$455

If top articulating table is specified, table, I.V. pole and/or catheter bag attachment must all be specified in unique locations.
If optional magazine pouch is specified, only Left-facing-rear (LRFIV) or No pole (NS) can be specified.

Left facing = right-handed when seated
Right facing = left-handed when seated

G Select catheter bag attachment hook (facing).

NCA - No catheter attachment
LRCA - Left facing rear; add \$76
RFCA - Right facing front; add \$76
RRCA - Right facing rear; add \$76

If top articulating table is specified, table, I.V. pole and/or catheter bag attachment must all be specified in unique locations.

H Select magazine pouch.

NMR - No magazine pouch
RFP - Right side pouch (requires add'l fabric; matches arm); add \$290

Magazine pouch fabric will match arm fabric selection

I Select arm option.

PAC - Black poly (pair); add \$231
WAC - Wood (standard)

J Select wood finish color.*

Refer to the **Product Color Options** page in this price list.
*For Kensington Maple add upcharge.

K Select veneer color.

Refer to the **Product Color Options** page in this price list.

KENSINGTON MAPLE UPCHARGE

Kensington Maple requires extended leadtimes.
Model
Soltice 1.5 Recliner \$15

INFORMATION

Moisture Barrier \$211

C.O.M. Requirements

C.O.M. yardage requirements listed above are based on plain goods 54" wide. If less than 54" wide or fabrics requiring matching (stripes, plaids, prints, large patterns), additional yardage will be needed. Consult C.O.M. matrix on the Ordering C.O.M. and C.O.L. page for additional yardage needed. For C.O.M. fabric sent to KI-High Point on multiple rolls, add an additional yard of fabric per roll to the yardage requirements.

C.O.L. Requirements

Figure 18 sq. ft. of leather (C.O.L.) for each yard shown (i.e., 4.75 x 18 = 85.5 sq. ft.).

Contrasting Upholstery

When contrasting fabric is chosen, price at highest in-grade.

Minimum Fabric/Leather Quantity

Minimum order for fabric is 1 yard. Minimum order for leather is 1 hide (approximately 50 sq. ft.).

Construction

Wood arms and armcaps (field replaceable) constructed of kiln-dried hardwood. Recliner mechanism constructed of flat and tubular steel bolted to wood arms at 16 locations. Ottoman mechanism constructed of 14-gauge steel mounted to chair frame. Back shell is 1" hardwood plywood (7 ply), glued and stapled. Seat shell is 1" hardwood plywood (7 ply). Cushioning of multiple densities of polyurethane foam. Seat and back are field replaceable. Ottoman is field replaceable. Soft touch ottoman release and push/pull handles.

SPECIAL SERVICES

Special Carton Marking

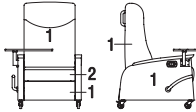
With specially marked information N/C

Shipping

Ships assembled, FOB High Point, NC 27263, freight prepaid. Freight class 250.

Specifications and prices are subject to change without prior notice.

	Features	MODEL NUMBER											Approx. Packaged Weight	Delivered Pricing	
		Basic Model	Non-Cont or Fabric Cont 1	Fabric Cont 2	Heat/Massage Option	USB Power	I.V. Pole	Cath Attachment	Magazine Pouch	Arm Cap	Wood Finish	Veneer Color			
SORL2	Left facing	SR15/NC/LFRT/VT	□□□□		□□	□□	□□□□	□□□□	□□□□	□□□□	□□□□	□□□□		155.00#	\$ 5748
	Right facing	SR15/NC/RFRT/VT	□□□□		□□	□□	□□□□	□□□□	□□□□	□□□□	□□□□	□□□□		155.00#	5748
Recliner (w/Veneer Top, Top-Mounted Articulating Revolving Tablet) - Non-contrast															
• Non-contrast C.O.M = 5.5 yd															
SORL2	Left facing	SR15/FC/LFRT/VT	□□□□	□□□□	□□	□□	□□□□	□□□□	□□□□	□□□□	□□□□	□□□□		155.00#	\$ 5866
	Right facing	SR15/FC/RFRT/VT	□□□□	□□□□	□□	□□	□□□□	□□□□	□□□□	□□□□	□□□□	□□□□		155.00#	5866
Recliner (w/Veneer Top, Top-Mounted Articulating Revolving Tablet) - Contrast															
• 1 = Back, arms and footrest (Fabric Contrast 1) C.O.M. = 4.5 yd															
• 2 = Seat (Fabric Contrast 2) C.O.M. = 1.75 yd															
• Optional magazine rack (Fabric Contrast 1) C.O.M. = .5 yd															
A B C D E F G H I J K															

**HOW TO ORDER**

- Indicate the following information on order form:
- Quantity of each item.
 - Model number, including options. See "How To Build a Model Number".
 - Any special service required.

Note: • The indicates that a choice is required.

- The absence of the indicates that no choice is required.
- Alpha-numeric characters in place of indicate that no other alternatives are available.

HOW TO BUILD A MODEL NUMBER

- A** Select basic model.
- B** Select non-contrast or fabric contrast 1. Refer to ki.com/fabrics.
- For yardage pricing, see Fabric Yardage Pricing page
- C** Select fabric contrast 2. Refer to ki.com/fabrics.
- For yardage pricing, see Fabric Yardage Pricing page
- D** Select Heat and Massage option.
- NHM** - No heat and massage
- WHM** - With heat and massage (prohibited in San Francisco, CA); add \$1543
- E** Select USB Power option.
- NUSB** - No USB power
- WUSB** - With USB power (prohibited in San Francisco, CA) ; add \$295
- Only available if Heat and Massage option is selected.

- F** Select I.V. pole (facing).
- NS** - No pole
- LFIV** - Left facing rear; add \$455
- RFFIV** - Right facing front; add \$455
- RRFIV** - Right facing rear; add \$455
- If top articulating table is specified, table, I.V. pole and/or catheter bag attachment must all be specified in unique locations.
- If optional magazine pouch is specified, table, I.V. pole and/or catheter bag attachment must all be specified.

Left facing = right-handed when seated
Right facing = left-handed when seated

- G** Select catheter bag attachment hook (facing).
- NCA** - No catheter attachment
- LRCA** - Left facing rear; add \$76
- RFCA** - Right facing front; add \$76
- RRCA** - Right facing rear; add \$76
- If top articulating table is specified, table, I.V. pole and/or catheter bag attachment must all be specified in unique locations.

- H** Select magazine pouch.
- NMR** - No magazine pouch
- RFP** - Right side pouch (requires add'l fabric; matches arm); add \$290
- Magazine pouch fabric will match arm fabric selection

- I** Select arm option.
- PAC** - Black poly (pair); add \$231
- WAC** - Wood (standard)
- J** Select wood finish color.*
Refer to the **Product Color Options** page in this price list.
*For Kensington Maple add upcharge.

- K** Select veneer color.
Refer to the **Product Color Options** page in this price list.

KENSINGTON MAPLE UPCHARGE

Kensington Maple requires extended leadtimes.
Model
Soltice 1.5 Recliner \$15

INFORMATION

Moisture Barrier \$211

C.O.M. Requirements

C.O.M. yardage requirements listed above are based on plain goods 54" wide. If less than 54" wide or fabrics requiring matching (stripes, plaids, prints, large patterns), additional yardage will be needed. Consult C.O.M. matrix on the Ordering C.O.M. and C.O.L. page for additional yardage needed. For C.O.M. fabric sent to KI-High Point on multiple rolls, add an additional yard of fabric per roll to the yardage requirements.

C.O.L. Requirements

Figure 18 sq. ft. of leather (C.O.L.) for each yard shown (i.e., 4.75 x 18 = 85.5 sq. ft.).

Contrasting Upholstery

When contrasting fabric is chosen, price at highest in-grade.

Minimum Fabric/Leather Quantity

Minimum order for fabric is 1 yard. Minimum order for leather is 1 hide (approximately 50 sq. ft.).

Construction

Wood arms and armcaps (field replaceable) constructed of kiln-dried hardwood. Recliner mechanism constructed of flat and tubular steel bolted to wood arms at 16 locations. Ottoman mechanism constructed of 14-gauge steel mounted to chair frame. Back shell is 1" hardwood plywood (7 ply), glued and stapled. Seat shell is 1" hardwood plywood (7 ply). Cushioning of multiple densities of polyurethane foam. Seat and back are field replaceable. Ottoman is field replaceable. Soft touch ottoman release and push/pull handles.

SPECIAL SERVICES**Special Carton Marking**

With specially marked information N/C

Shipping

Ships **assembled, FOB High Point, NC 27263, freight prepaid.** Freight class 250.

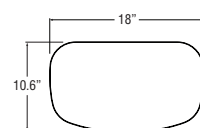
Specifications and prices are subject to change without prior notice.



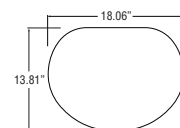
Soltice® II Recliner

Dimensions	
Overall width	32-1/8"
Overall depth	35"
Overall height	47"
Seat width	24"
Seat depth	20"
Seat height from floor	22"
Seat height from footrest	18-1/2"
Arm height at front of arm (highest point)	27-1/2"

Tablet Arm Options



Top-Mounted Articulating
Revolving Tablet



Side-Mounted Articulating
Fold-Down Tablet

Field Replaceable Seat, Back, Ottoman and Armcaps

Replacement seats include new foam and upholstery and are Velcro Fastened to the seat. Backs are attached to the frame mechanism with a metal-to-metal hinge connection that allows for easy replacement. Removing two screws at the bottom of the back will allow lifting the entire back off the mechanism. Replacement backs come with complete wood frame, foam and upholstery. Footrest Ottoman replacements are fully upholstered and bolt on to the frame. Armcaps are attached to the arms using compression dowels for easy replacement. For full arm replacement, contact a factory representative.

Chair Testing and Loading

The Soltice II Recliners have passed all standard ANSI BIFMA tests for seating products, and in addition, the chairs also passed KI's bariatric test battery (see document KI-98829) which allows the chairs to safely accommodate weights of up to 750 pounds.

Wood Arm Caps

Wood arm caps are constructed of 1 2/4 select hardwood kiln dried to a moisture content of 5% to 7%, fastened to hardwood plywood panels. Joinery utilizes three (3) 1/2" x 1" spring steel dowels, screwed into position on the arm cap. Plywood arm panels are 1/2" thick plywood skins, inside and out, glued and stapled using mortise, butt, and lap joints throughout. Craftboard (.09 thick) is stapled over edges and bottom beneath 1/4" thick soft polyurethane foam padding.

Mechanism and Chair Frame

Rectangular steel tube frame ranging from 14 to 10 gauge, is welded, or riveted, at all member connections and fully powder coated to seal frame. Steel frame arm and footrest mounting plates are 14 gauge thickness. Frame is bolted to wood arms at 12 locations using 1/4"-20 machine bolts. Back frame is constructed of 1" laminated plywood with solid wood cross rails. Dowel and lap joints are utilized. Seat frame is 5/4 solid maple wood. Mechanism is all steel ranging in gauge from 14-11 gauge.

Recliner Back and Seat

Back is 1" hardwood plywood (7 ply) utilizing dowel and lap joints. Six (6) 3" woven web straps are stretched and interwoven across the seat and stapled. Sea Board mounts to steel seat frame using two (2) 1/4"-20 machine bolts. Propex woven polypropylene fabric covers the back surface openings. A layer of 1/4" thick soft polyurethane foam padding covers all non-cushioned surfaces.

Polyurethane Foam Cushions

Seat cushion is composed of 2.5 lb. 35 density high resilient polyurethane foam measuring 4" in thickness. A 1" thick slab of 1.5 lb. 14 density foam is laminated to the top and front edge. Back cushion is composed of 2.5 lb. 35 density high resilient polyurethane foam measuring 2" in thickness. A 1" thick slab of 1.5 lb. 14 density foam is laminated to the foam surface.

Upholstery Covers

Traditional upholstery methods are used throughout.

Central Locking Caster System

5" sealed, locking casters are activated using a foot lever, and are controlled by a series of steel and cast aluminum linkages inside the chair.

Optional Heat & Massage

Heat & Massage units are installed into the backrest and the seat of the unit. Control functions are performed at a built-in control unit in the right-facing arm. Three temperature levels are available for the heat option: low (37C/99F), medium (38C/101F), and high (39C/102F), with an automatic shut-off after four hours of operation. The vibrating massage modules are built into the backrest of the unit, with the controller managing four modes of operation: low location low vibration, low location high vibration, high location low vibration, and high location high vibration, also with an automatic shut-off after 15 minutes of operation. The entire assembly meets TUV Rheinland and IEC 60601-1 ratings. The powercord is a 14 AWG, 15-Amp NEMA rated three conducted SJT, with a three-prong grounded plug. A 72" length of exposed power cord extends from the back of the unit and is strain relief mounted to the rear of the unit. Use of this product is not intended to offer any medical benefits, but rather supports relaxation, comfort, and convenience to the user.

Optional USB Charger (requires Heat & Massage selection)

The USB power module houses one 5V DC USB (type 2.0 and type 3.0 compatible) charging plug-in receptacle with 1-AMP DC total power (no data). The module is installed in the front of the right-side facing arm.

SPECIFICATIONS

Complimentary Furniture

The following lounge collections offer complimentary furniture that creates continuity and a cohesive look throughout a facility. These complimentary pieces can be found in other sections of the price list.

SOLTICE HEALTHCARE SEATING - Soltice Multiple Seating, Soltice Guest Seating, Soltice Lounge Seating, LaResta Day Bed (FDS/SL)

UPHOLSTERY INFORMATION

C.O.M. Fabric

For C.O.M. fabric sent to KI-High Point on multiple rolls, add an additional yard of fabric per roll to the yardage requirement. Multiple rolls have shorter pieces of fabric on them and do not allow nesting and stacking of the fabric to achieve the best yield as is done with one large roll. This results in yardage shortages and requests for additional fabric from the client, which can hold up the order. For each roll that is sent, one yard needs to be added and needs to be added to one of the rolls, not separately.

Fabric Disclaimer

Fabric will be applied as swatched by the fabric manufacturer. Fabric that is required to be applied differently than is swatched will need a Special Cost Request written specifying the direction the fabric is to be applied. The posted standard lead time will apply to the Special Cost Request.

FINISH INFORMATION

Color Match

KI offers the additional option of color matching paint, polypropylene, or wood stain through Product Modification Requests. Contact Customer Service for details.

INFORMATION

Warranty

Refer to KI Terms & Conditions document or visit ki.com


Wood Finish - Core

Cherry Storm on Beech
 Cinnamon on Beech
 Cocoa on Beech
 Eclipse Black on Beech
 Florence Walnut on Beech
 Kensington Maple on Maple
 Monticello Maple on Beech
 Natural on Beech
 River Cherry on Beech

Kensington Maple requires an upcharge.

Veneer Wood Finish - Core

Cherry Storm on Beech
 Cinnamon on Beech
 Cocoa on Beech
 Eclipse Black on Beech
 Kensington Maple on Maple
 Monticello Maple on Beech
 Natural on Beech
 River Cherry on Beech

Surface Finish--Grade 1 Standard Laminate

BCX Beigewood
 BCN Belair
 BCA Biltmore Cherry
 BEB Black
 BFC Brighton Walnut
 MMA Castle Oak
 BMT Cherry Storm
 BNA Classic Linen
 BRY Cocobala

Crisp Linen
 Designer White
 Dove Grey
 Florence Walnut
 Friston Ash
 Frosty White
 Graphite Nebula
 Grey
 High Rise
 Hollyberry
 Island
 Italian Silver Ash
 Kensington Maple
 Lapis Blue
 Monticello Maple
 North Sea
 Ocean
 Pinnacle Walnut
 River Cherry
 Shadow Zephyr
 Sterling Ash
 Titanium Evolv
 White Nebula
 White Sand
 Windsor Mahogany

LBZ
 LBQ
 LBT
 LBK
 LBW
 LCO
 LCX
 LCI
 LCC
 LRI
 LDR
 LDG
 LFC
 LFH
 LFW
 LGN
 LGE
 LHE
 LHY
 LID
 LIT
 LKM
 LLB
 LMT
 LNA
 LON
 LPW
 LRY
 LSR
 LAZ
 LTV
 LWL
 LWN
 LWY

Surface Finish--Grade 2 Standard Laminate

Akira
 Black Alicante
 Black Hills Oak
 Calcutta Marble
 Dering Forest
 Fawn Cypress
 Ice Mist
 Markerboard White
 Valley Forge Elm
 White River Forest

LAK
 LBY
 LBH
 LCQ
 LDF
 LFQ
 LIM
 LMK
 LVF
 LWR

Surface Finish--Grade 3 Standard Laminate

Black Velvet
 Cumberland Walnut
 Designer White Velvet
 Hartley Walnut
 Nile Velvet
 Raleigh Walnut
 Solano Walnut
 Spruce Velvet

LBV
 LCJ
 LDE
 LHW
 LNL
 LRW
 LSG
 LSC

Finish Cards

View color swatches for items listed within this document.

Paints

Wood/Veneer

Molded Edges

Hard Plastics

Plastics/Poly

Laminates

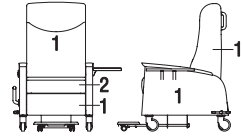
Edge Styles

Glass

Certain options referenced may not be available on GSA Schedule.



Features	MODEL NUMBER											Approx. Packaged Weight	Delivered Pricing	Laminate Grade 2 add to list price	Laminate Grade 3 add to list price	
	Basic Model	Non-Contrast or Fabric Contrast 1	Fabric Contrast 2	Heat/Massage Option	USB Power	I.V. Pole	Catheter Attachment	Magazine Pouch	Arm Cap	Wood Finish	Laminate Color					
SORL2 Recliner (w/Laminate Top, Side-Mounted Articulating Fold-Down Tablet) - Non-contrast • Non-contrast C.O.M = 5.5 yd	Right facing	SR11/NC/RFT/LT	<input type="checkbox"/> <input type="checkbox"/> <input type="checkbox"/> <input type="checkbox"/>		<input type="checkbox"/> <input type="checkbox"/>	<input type="checkbox"/> <input type="checkbox"/>	<input type="checkbox"/> <input type="checkbox"/>	<input type="checkbox"/> <input type="checkbox"/>	<input type="checkbox"/> <input type="checkbox"/>	<input type="checkbox"/> <input type="checkbox"/>	<input type="checkbox"/> <input type="checkbox"/>	<input type="checkbox"/> <input type="checkbox"/>	155.00#	\$ 7048	\$ 19	\$ 120
SORL2 Recliner (w/Laminate Top, Side-Mounted Articulating Fold-Down Tablet) - Contrast • 1 = Back, arms and footrest (Fabric Contrast 1) C.O.M. = 4.5 yd • 2 = Seat (Fabric Contrast 2) C.O.M. = 1.5 yd • Optional magazine rack (Fabric Contrast 1) C.O.M. = .5 yd	Right facing	SR11/FC/RFT/LT	<input type="checkbox"/> <input type="checkbox"/> <input type="checkbox"/> <input type="checkbox"/>	<input type="checkbox"/> <input type="checkbox"/> <input type="checkbox"/> <input type="checkbox"/>	<input type="checkbox"/> <input type="checkbox"/>	<input type="checkbox"/> <input type="checkbox"/>	<input type="checkbox"/> <input type="checkbox"/>	<input type="checkbox"/> <input type="checkbox"/>	<input type="checkbox"/> <input type="checkbox"/>	<input type="checkbox"/> <input type="checkbox"/>	<input type="checkbox"/> <input type="checkbox"/>	<input type="checkbox"/> <input type="checkbox"/>	155.00#	\$ 7166	\$ 19	\$ 120



SORL2
Recliner (w/Laminate Top, Side-Mounted Articulating Fold-Down Tablet) - Contrast
• 1 = Back, arms and footrest (Fabric Contrast 1) C.O.M. = 4.5 yd
• 2 = Seat (Fabric Contrast 2) C.O.M. = 1.5 yd
• Optional magazine rack (Fabric Contrast 1) C.O.M. = .5 yd

A **B** **C** **D** **E** **F** **G** **H** **I** **J** **K**

HOW TO ORDER

- Indicate the following information on order form:
- Quantity of each item.
 - Model number, including options. See "How To Build a Model Number".
 - Any special service required.

Note: • The indicates that a choice is required.
• The absence of the indicates that no choice is required.
• Alpha-numeric characters in place of indicate that no other alternatives are available.

HOW TO BUILD A MODEL NUMBER

- A** Select basic model.
NHM - No heat and massage
WHM - With heat and massage (prohibited in San Francisco, CA); add \$1543
- B** Select non-contrast or fabric contrast 1. Refer to ki.com/fabrics.
• For yardage pricing, see Fabric Yardage Pricing page
- C** Select fabric contrast 2. Refer to ki.com/fabrics.
• For yardage pricing, see Fabric Yardage Pricing page
- D** Select Heat and Massage option.
NHM - No heat and massage
WHM - With heat and massage (prohibited in San Francisco, CA); add \$1543
- E** Select USB Power option.
NUSB - No USB power
WUSB - With USB power (prohibited in San Francisco, CA); add \$295
Only available if Heat and Massage option is selected.

- F** Select I.V. pole (facing).
NS - No pole
LRFIV - Left facing rear; add \$455
RRFIV - Right facing front; add \$455
RRFIV - Right facing rear; add \$455
If top articulating table is specified, table, I.V. pole and/or catheter bag attachment must all be specified in unique locations.
If optional magazine pouch is specified, only Left-facing-rear (LRFIV) or No pole (NS) can be specified.

Left facing = right-handed when seated
Right facing = left-handed when seated
- G** Select catheter bag attachment hook (facing).
NCA - No catheter attachment
LRCA - Left facing rear; add \$76
RFCA - Right facing front; add \$76
RRCA - Right facing rear; add \$76
If top articulating table is specified, table, I.V. pole and/or catheter bag attachment must all be specified in unique locations.

- H** Select magazine pouch.
NMR - No magazine pouch
RFP - Right side pouch (requires add'l fabric; matches arm); add \$290
Magazine pouch fabric will match arm fabric selection
- I** Select arm option.
WAC - Wood armcaps (pair)
PAC - Black poly (pair); add \$231
- J** Select wood finish color.*
Refer to the **Product Color Options** page in this price list.
*For Kensington Maple add upcharge.
- K** Select laminate color.
Refer to the **Product Color Options** page in this price list.

INFORMATION

Moisture Barrier \$211

Kensington Maple Upcharge
Kensington Maple requires extended leadtimes.
Model
Soltice II Recliner \$15

C.O.M. Requirements
C.O.M. yardage requirements listed above are based on plain goods 54" wide. If less than 54" wide or fabrics requiring matching (stripes, plaids, prints, large patterns), additional yardage will be needed. Consult C.O.M. matrix on the Ordering C.O.M. and C.O.L. page for additional yardage needed. For C.O.M. fabric sent to KI-High Point on multiple rolls, add an additional yard of fabric per roll to the yardage requirements.

C.O.L. Requirements
Figure 18 sq. ft. of leather (C.O.L.) for each yard shown (i.e., 4.75 x 18 = 85.5 sq. ft.).

Contrasting Upholstery
When contrasting fabric is chosen, price at highest in-grade.

Minimum Fabric/Leather Quantity
Minimum order for fabric is 1 yard. Minimum order for leather is 1 hide (approximately 50 sq. ft.).

Construction
Wood arms and armcaps (field replaceable) constructed of kiln-dried hardwood. Recliner mechanism constructed of flat and tubular steel bolted to wood arms at 16 locations. Ottoman mechanism constructed of 14-gauge steel mounted to chair frame. Back shell is 1" hardwood plywood (7 ply), glued and stapled. Seat shell is 1" hardwood plywood (7 ply). Cushioning of multiple densities of polyurethane foam. Seat and back are field replaceable. Ottoman is field replaceable. Soft touch ottoman release and push/pull handles. 5" sealed casters engaged with a foot-actuated central locking/braking caster system.

FINISH INFORMATION

ADDITIONAL LAMINATE OFFERING

KI offers laminates beyond those offered in the standard offering. Laminates that are currently available in the program can be viewed in KI product specification tools. Requests to add laminates to the program can be submitted via the product modification request process. Please note, requests to add laminates to the program must include the laminate manufacturers name, color/pattern number, and finish code. Edge options are limited to standard edge colors. If a matching edge is required, this will need to be requested thru the product modification request process and may be subject to additional costs. Due to varying manufacturing processes and quality issues with some laminates, some requests may be denied. Extended lead times and minimum order quantities may apply on orders containing special laminates. Contact the product modification team for questions or additional information regarding special laminates and pricing.

SPECIAL SERVICES

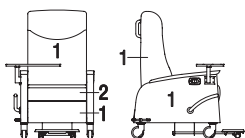
Special Carton Marking
With specially marked information N/C

Shipping
Ships assembled, FOB High Point, NC 27263, freight prepaid. Freight class 250.

Specifications and prices are subject to change without prior notice.



Features	MODEL NUMBER											Approx. Packaged Weight	Delivered Pricing	Laminate Grade 2 add to list price	Laminate Grade 3 add to list price	
	Basic Model	Non-Cont or Fabric Cont 1	Fabric Cont 2	Heat/Massage Option	USB Power	I.V. Pole	Catheter Attachment	Magazine Pouch	Arm Cap	Wood Finish	Laminate Color					
SORL2 Recliner (w/Laminate Top, Top-Mounted Articulating Revolving Tablet) - Non-contrast • Non-contrast C.O.M = 5.5 yd	Left facing	SR11/NC/LFRT/LT	□□□□		□□	□□	□□□□	□□□□	□□□□	□□□□	□□□□	□□□□	155.00#	\$ 7048	\$ 19	\$ 120
	Right facing	SR11/NC/RFRT/LT	□□□□		□□	□□	□□□□	□□□□	□□□□	□□□□	□□□□	□□□□	155.00#	7048	19	120
SORL2 Recliner (w/Laminate Top, Top-Mounted Articulating Revolving Tablet) - Contrast • 1 = Back, arms and footrest (Fabric Contrast 1) C.O.M. = 4.5 yd • 2 = Seat (Fabric Contrast 2) C.O.M. = 1.5 yd • Optional magazine rack (Fabric Contrast 1) C.O.M. = .5 yd	Left facing	SR11/FC/LFRT/LT	□□□□	□□□□	□□	□□	□□□□	□□□□	□□□□	□□□□	□□□□	□□□□	155.00#	\$ 7166	\$ 19	\$ 120
	Right facing	SR11/FC/RFRT/LT	□□□□	□□□□	□□	□□	□□□□	□□□□	□□□□	□□□□	□□□□	□□□□	155.00#	7166	19	120



SORL2
Recliner (w/Laminate Top, Top-Mounted Articulating Revolving Tablet) - Contrast
• 1 = Back, arms and footrest (Fabric Contrast 1) C.O.M. = 4.5 yd
• 2 = Seat (Fabric Contrast 2) C.O.M. = 1.5 yd
• Optional magazine rack (Fabric Contrast 1) C.O.M. = .5 yd

HOW TO ORDER

Indicate the following information on order form:
1. Quantity of each item.
2. Model number, including options. See "How To Build a Model Number".
3. Any special service required.

Note: • The □ indicates that a choice is required.
• The absence of the □ indicates that no choice is required.
• Alpha-numeric characters in place of □ indicate that no other alternatives are available.

HOW TO BUILD A MODEL NUMBER

- A** Select basic model.
- B** Select non-contrast or fabric contrast 1. Refer to ki.com/fabrics.
• For yardage pricing, see Fabric Yardage Pricing page
- C** Select fabric contrast 2. Refer to ki.com/fabrics.
• For yardage pricing, see Fabric Yardage Pricing page
- D** Select Heat and Massage option.
NHM - No heat and massage
WHM - With heat and massage (prohibited in San Francisco, CA); add \$1543
- E** Select USB Power option.
NUSB - No USB power
WUSB - With USB power (prohibited in San Francisco, CA); add \$295
Only available if Heat and Massage option is selected.

- F** Select I.V. pole (facing).
NS - No pole
LRFIV - Left facing rear; add \$455
RFFIV - Right facing front; add \$455
RRFIV - Right facing rear; add \$455
If top articulating table is specified, table, I.V. pole and/or catheter bag attachment must all be specified in unique locations.
If optional magazine pouch is specified, only Left-facing-rear (LRFIV) or No pole (NS) can be specified.

Left facing = right-handed when seated
Right facing = left-handed when seated
- G** Select catheter bag attachment hook (facing).
NCA - No catheter attachment
LRCA - Left facing rear; add \$76
RFCA - Right facing front; add \$76
RRCA - Right facing rear; add \$76
If top articulating table is specified, table, I.V. pole and/or catheter bag attachment must all be specified in unique locations.

- H** Select magazine pouch.
NMR - No magazine pouch
RFP - Right side pouch (requires add'l fabric; matches arm); add \$290
Magazine pouch fabric will match arm fabric selection
- I** Select arm option.
WAC - Wood armcaps (pair)
PAC - Black poly (pair); add \$231
- J** Select wood finish color.*
Refer to the **Product Color Options** page in this price list.
*For Kensington Maple add upcharge.
- K** Select laminate color.
Refer to the **Product Color Options** page in this price list.

INFORMATION

Moisture Barrier \$211

Kensington Maple Upcharge
Kensington Maple requires extended leadtimes.
Model
Soltice II Recliner \$15

C.O.M. Requirements
C.O.M. yardage requirements listed above are based on plain goods 54" wide. If less than 54" wide or fabrics requiring matching (stripes, plaids, prints, large patterns), additional yardage will be needed. Consult C.O.M. matrix on the Ordering C.O.M. and C.O.L. page for additional yardage needed. For C.O.M. fabric sent to KI-High Point on multiple rolls, add an additional yard of fabric per roll to the yardage requirements.

C.O.L. Requirements
Figure 18 sq. ft. of leather (C.O.L.) for each yard shown (i.e., 4.75 x 18 = 85.5 sq. ft.).

Contrasting Upholstery
When contrasting fabric is chosen, price at highest in-grade.

Minimum Fabric/Leather Quantity
Minimum order for fabric is 1 yard. Minimum order for leather is 1 hide (approximately 50 sq. ft.).

Construction
Wood arms and armcaps (field replaceable) constructed of kiln-dried hardwood. Recliner mechanism constructed of flat and tubular steel bolted to wood arms at 16 locations. Ottoman mechanism constructed of 14-gauge steel mounted to chair frame. Back shell is 1" hardwood plywood (7 ply), glued and stapled. Seat shell is 1" hardwood plywood (7 ply). Cushioning of multiple densities of polyurethane foam. Seat and back are field replaceable. Ottoman is field replaceable. Soft touch ottoman release and push/pull handles. 5" sealed casters engaged with a foot-actuated central locking/braking caster system.

FINISH INFORMATION

ADDITIONAL LAMINATE OFFERING

KI offers laminates beyond those offered in the standard offering. Laminates that are currently available in the program can be viewed in KI product specification tools. Requests to add laminates to the program can be submitted via the product modification request process. Please note, requests to add laminates to the program must include the laminate manufacturers name, color/pattern number, and finish code. Edge options are limited to standard edge colors. If a matching edge is required, this will need to be requested thru the product modification request process and may be subject to additional costs. Due to varying manufacturing processes and quality issues with some laminates, some requests may be denied. Extended lead times and minimum order quantities may apply on orders containing special laminates. Contact the product modification team for questions or additional information regarding special laminates and pricing.

SPECIAL SERVICES

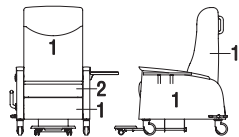
Special Carton Marking
With specially marked information N/C

Shipping
Ships assembled, FOB High Point, NC 27263, freight prepaid. Freight class 250.

Specifications and prices are subject to change without prior notice.



Features	MODEL NUMBER											Approx. Packaged Weight	Delivered Pricing	
	Basic Model	Non-Contrast or Fabric Cont 1	Fabric Cont 2	Heat/Massage Option	USB Power	I.V. Pole	Catheter Attachment	Magazine Pouch	Arm Cap	Wood Finish	Veneer Color			
SORL2 Recliner (w/Veneer Top, Side-Mounted Articulating Fold-Down Tablet) - Non-contrast • Non-contrast C.O.M = 5.5 yd	Right facing	SRII/NC/RFT/VT	<input type="checkbox"/> <input type="checkbox"/> <input type="checkbox"/> <input type="checkbox"/>		<input type="checkbox"/> <input type="checkbox"/>	<input type="checkbox"/> <input type="checkbox"/>	<input type="checkbox"/> <input type="checkbox"/> <input type="checkbox"/> <input type="checkbox"/>	<input type="checkbox"/> <input type="checkbox"/> <input type="checkbox"/> <input type="checkbox"/>	<input type="checkbox"/> <input type="checkbox"/> <input type="checkbox"/> <input type="checkbox"/>	<input type="checkbox"/> <input type="checkbox"/> <input type="checkbox"/> <input type="checkbox"/>	<input type="checkbox"/> <input type="checkbox"/> <input type="checkbox"/> <input type="checkbox"/>	<input type="checkbox"/> <input type="checkbox"/> <input type="checkbox"/> <input type="checkbox"/>	155.00#	\$ 7048
SORL2 Recliner (w/Veneer Top, Side-Mounted Articulating Fold-Down Tablet) - Contrast • 1 = Back, arms and footrest (Fabric Contrast 1) C.O.M. = 4.5 yd • 2 = Seat (Fabric Contrast 2) C.O.M. = 1.5 yd • Optional magazine rack (Fabric Contrast 1) C.O.M. = .5 yd	Right facing	SRII/FC/RFT/VT	<input type="checkbox"/> <input type="checkbox"/> <input type="checkbox"/> <input type="checkbox"/>	<input type="checkbox"/> <input type="checkbox"/> <input type="checkbox"/> <input type="checkbox"/>	<input type="checkbox"/> <input type="checkbox"/>	<input type="checkbox"/> <input type="checkbox"/>	<input type="checkbox"/> <input type="checkbox"/> <input type="checkbox"/> <input type="checkbox"/>	<input type="checkbox"/> <input type="checkbox"/> <input type="checkbox"/> <input type="checkbox"/>	<input type="checkbox"/> <input type="checkbox"/> <input type="checkbox"/> <input type="checkbox"/>	<input type="checkbox"/> <input type="checkbox"/> <input type="checkbox"/> <input type="checkbox"/>	<input type="checkbox"/> <input type="checkbox"/> <input type="checkbox"/> <input type="checkbox"/>	<input type="checkbox"/> <input type="checkbox"/> <input type="checkbox"/> <input type="checkbox"/>	155.00#	\$ 7166



SORL2
Recliner (w/Veneer Top, Side-Mounted Articulating Fold-Down Tablet)
- Contrast
• 1 = Back, arms and footrest (Fabric Contrast 1) C.O.M. = 4.5 yd
• 2 = Seat (Fabric Contrast 2) C.O.M. = 1.5 yd
• Optional magazine rack (Fabric Contrast 1) C.O.M. = .5 yd

A **B** **C** **D** **E** **F** **G** **H** **I** **J** **K**

HOW TO ORDER

- Indicate the following information on order form:
- Quantity of each item.
 - Model number, including options. See "How To Build a Model Number".
 - Any special service required.

Note: • The indicates that a choice is required.
• The absence of the indicates that no choice is required.
• Alpha-numeric characters in place of indicate that no other alternatives are available.

HOW TO BUILD A MODEL NUMBER

- A** Select basic model.
NHM - No heat and massage
WHM - With heat and massage (prohibited in San Francisco, CA); add \$1543
- B** Select non-contrast or fabric contrast 1. Refer to ki.com/fabrics.
• For yardage pricing, see Fabric Yardage Pricing page
- C** Select fabric contrast 2. Refer to ki.com/fabrics.
• For yardage pricing, see Fabric Yardage Pricing page
- D** Select Heat and Massage option.
NHM - No heat and massage
WHM - With heat and massage (prohibited in San Francisco, CA); add \$1543
- E** Select USB Power option.
NUSB - No USB power
WUSB - With USB power (prohibited in San Francisco, CA) ; add \$295
Only available if Heat and Massage option is selected.

- F** Select I.V. pole (facing).
NS - No pole
LRFIV - Left facing rear; add \$455
RFFIV - Right facing front; add \$455
RRFIV - Right facing rear; add \$455
If top articulating table is specified, table, I.V. pole and/or catheter bag attachment must all be specified in unique locations.
If optional magazine pouch is specified, only Left-facing-rear (LRFIV) or No pole (NS) can be specified.

Left facing = right-handed when seated
Right facing = left-handed when seated
- G** Select catheter bag attachment hook (facing).
NCA - No catheter attachment
LRCA - Left facing rear; add \$76
RFCA - Right facing front; add \$76
RRCA - Right facing rear; add \$76
If top articulating table is specified, table, I.V. pole and/or catheter bag attachment must all be specified in unique locations.

- H** Select magazine pouch.
NMR - No magazine pouch
RFP - Right side pouch (requires add'l fabric; matches arm); add \$290
Magazine pouch fabric will match arm fabric selection
- I** Select arm option.
WAC - Wood armcaps (pair)
PAC - Black poly (pair); add \$231
- J** Select wood finish color.*
Refer to the **Product Color Options** page in this price list.
*For Kensington Maple add upcharge.
- K** Select veneer color.
Refer to the **Product Color Options** page in this price list.

INFORMATION

Moisture Barrier \$211

Kensington Maple Upcharge

Kensington Maple requires extended leadtimes.
Model
Soltice II Recliner \$15

C.O.M. Requirements

C.O.M. yardage requirements listed above are based on plain goods 54" wide. If less than 54" wide or fabrics requiring matching (stripes, plaids, prints, large patterns), additional yardage will be needed. Consult C.O.M. matrix on the Ordering C.O.M. and C.O.L. page for additional yardage needed. For C.O.M. fabric sent to KI-High Point on multiple rolls, add an additional yard of fabric per roll to the yardage requirements.

C.O.L. Requirements

Figure 18 sq. ft. of leather (C.O.L.) for each yard shown (i.e., 4.75 x 18 = 85.5 sq. ft.).

Contrasting Upholstery

When contrasting fabric is chosen, price at highest in-grade.

Minimum Fabric/Leather Quantity

Minimum order for fabric is 1 yard. Minimum order for leather is 1 hide (approximately 50 sq. ft.).

Construction

Wood arms and armcaps (field replaceable) constructed of kiln-dried hardwood. Recliner mechanism constructed of flat and tubular steel bolted to wood arms at 16 locations. Ottoman mechanism constructed of 14-gauge steel mounted to chair frame. Back shell is 1" hardwood plywood (7 ply), glued and stapled. Seat shell is 1" hardwood plywood (7 ply). Cushioning of multiple densities of polyurethane foam. Seat and back are field replaceable. Ottoman is field replaceable. Soft touch ottoman release and push/pull handles. 5" sealed casters engaged with a foot-actuated central locking/braking caster system.

SPECIAL SERVICES

Special Carton Marking

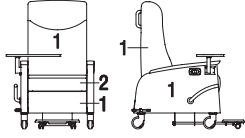
With specially marked information N/C

Shipping

Ships assembled, FOB High Point, NC 27263, freight prepaid. Freight class 250.

Specifications and prices are subject to change without prior notice.



Features	MODEL NUMBER											Approx. Packaged Weight	Delivered Pricing	
	Basic Model	Non-Cont or Fabric Cont 1	Fabric Cont 2	Heat/Massage Option	USB Power	I.V. Pole	Catheter Attachment	Magazine Pouch	Arm Cap	Wood Finish	Veneer Color			
SORL2	Left facing	SR11/NC/LFRT/VT	□□□□		□□	□□	□□□	□□□	□□□	□□□	□□□	□□□	155.00#	\$ 7048
	Right facing	SR11/NC/RFRT/VT	□□□□		□□	□□	□□□	□□□	□□□	□□□	□□□	□□□	155.00#	7048
Recliner (w/Veneer Top, Top-Mounted Articulating Revolving Tablet) - Non-contrast														
• Non-contrast C.O.M = 5.5 yd														
	Left facing	SR11/FC/LFRT/VT	□□□□	□□□□	□□	□□	□□□	□□□	□□□	□□□	□□□	□□□	155.00#	\$ 7166
	Right facing	SR11/FC/RFRT/VT	□□□□	□□□□	□□	□□	□□□	□□□	□□□	□□□	□□□	□□□	155.00#	7166
Recliner (w/Veneer Top, Top-Mounted Articulating Revolving Tablet) - Contrast														
 <p>SORL2</p> <p>• 1 = Back, arms and footrest (Fabric Contrast 1) C.O.M. = 4.5 yd • 2 = Seat (Fabric Contrast 2) C.O.M. = 1.5 yd • Optional magazine rack (Fabric Contrast 1) C.O.M. = .5 yd</p>														
			A	B	C	D	E	F	G	H	I	J	K	

HOW TO ORDER

- Indicate the following information on order form:
- Quantity of each item.
 - Model number, including options. See "How To Build a Model Number".
 - Any special service required.

Note: • The indicates that a choice is required.
 • The absence of the indicates that no choice is required.
 • Alpha-numeric characters in place of indicate that no other alternatives are available.

HOW TO BUILD A MODEL NUMBER

- A** Select basic model.
- B** Select non-contrast or fabric contrast 1. Refer to ki.com/fabrics.
 • For yardage pricing, see Fabric Yardage Pricing page
- C** Select fabric contrast 2. Refer to ki.com/fabrics.
 • For yardage pricing, see Fabric Yardage Pricing page
- D** Select Heat and Massage option.
NHM - No heat and massage
WHM - With heat and massage (prohibited in San Francisco, CA); add \$1543
- E** Select USB Power option.
NUSB - No USB power
WUSB - With USB power (prohibited in San Francisco, CA) ; add \$295
 Only available if Heat and Massage option is selected.

- F** Select I.V. pole (facing).
NS - No pole
LRFIV - Left facing rear; add \$455
RFFIV - Right facing front; add \$455
RRFIV - Right facing rear; add \$455
 If top articulating table is specified, table, I.V. pole and/or catheter bag attachment must all be specified in unique locations.
 If optional magazine pouch is specified, only Left-facing-rear (LRFIV) or No pole (NS) can be specified.
 Left facing = right-handed when seated
 Right facing = left-handed when seated
- G** Select catheter bag attachment hook (facing).
NCA - No catheter attachment
LRCA - Left facing rear; add \$76
RFCA - Right facing front; add \$76
RRCA - Right facing rear; add \$76
 If top articulating table is specified, table, I.V. pole and/or catheter bag attachment must all be specified in unique locations.

- H** Select magazine pouch.
NMR - No magazine pouch
RFP - Right side pouch (requires add'l fabric; matches arm); add \$290
 Magazine pouch fabric will match arm fabric selection
- I** Select arm option.
WAC - Wood armcaps (pair)
PAC - Black poly (pair); add \$231
- J** Select wood finish color.*
 Refer to the **Product Color Options** page in this price list.
 *For Kensington Maple add upcharge.
- K** Select veneer color.
 Refer to the **Product Color Options** page in this price list.

INFORMATION

Moisture Barrier \$211

Kensington Maple Upcharge

Kensington Maple requires extended leadtimes. Model Soltice II Recliner \$15

C.O.M. Requirements

C.O.M. yardage requirements listed above are based on plain goods 54" wide. If less than 54" wide or fabrics requiring matching (stripes, plaids, prints, large patterns), additional yardage will be needed. Consult C.O.M. matrix on the Ordering C.O.M. and C.O.L. page for additional yardage needed. For C.O.M. fabric sent to KI-High Point on multiple rolls, add an additional yard of fabric per roll to the yardage requirements.

C.O.L. Requirements

Figure 18 sq. ft. of leather (C.O.L.) for each yard shown (i.e., 4.75 x 18 = 85.5 sq. ft.).

Contrasting Upholstery

When contrasting fabric is chosen, price at highest in-grade.

Minimum Fabric/Leather Quantity

Minimum order for fabric is 1 yard. Minimum order for leather is 1 hide (approximately 50 sq. ft.).

Construction

Wood arms and armcaps (field replaceable) constructed of kiln-dried hardwood. Recliner mechanism constructed of flat and tubular steel bolted to wood arms at 16 locations. Ottoman mechanism constructed of 14-gauge steel mounted to chair frame. Back shell is 1" hardwood plywood (7 ply), glued and stapled. Seat shell is 1" hardwood plywood (7 ply). Cushioning of multiple densities of polyurethane foam. Seat and back are field replaceable. Ottoman is field replaceable. Soft touch ottoman release and push/pull handles. 5" sealed casters engaged with a foot-actuated central locking/braking caster system.

SPECIAL SERVICES

Special Carton Marking

With specially marked information N/C

Shipping

Ships assembled, FOB High Point, NC 27263, freight prepaid. Freight class 250.

Specifications and prices are subject to change without prior notice.



MODEL	MODEL NUMBER					Approx. Packaged Weight	Delivered Pricing	Moisture Barrier add to list price
	Basic Model	Non-Contrast or Fabric Contrast 1	Arm Cap	Wood Finish	Moisture Barrier			
SORP2	Replacement Back • C.O.M = 2 yd	SRR2BK □□□□			□□□	40.00#	\$ 1324	\$ 140
SORP2	Replacement Seat • C.O.M = 1.5 yd	SRR2ST □□□□			□□□	5.00#	\$ 480	\$ 55
SORP2	Replacement Wood Armcaps • Set of 2	SRR2AC	WAC	□□□		10.00#	\$ 842	N/A
SORP2	Replacement Ottoman • C.O.M = 1 yd	SRR2FT □□□□			□□□	5.00#	\$ 490	\$ 55

A**B****C****D****E****HOW TO ORDER**

- Indicate the following information on order form:
- Quantity of each item.
 - Model number, including options. See "How To Build a Model Number".
 - Any special service required.

Note: • The indicates that a choice is required.

- The absence of the indicates that no choice is required.
- Alpha-numeric characters in place of indicate that no other alternatives are available.

HOW TO BUILD A MODEL NUMBER

- A** Select basic model.
- B** Select non-contrast or fabric contrast 1. Refer to ki.com/fabrics.
• For yardage pricing, see Fabric Yardage Pricing page
- C** Select arm option.
WAC - Wood armcaps (pair)
- D** Select wood finish color. Refer to the **Product Color Options** page in this price list.
- E** Select moisture barrier.
NMB - No moisture barrier
MB - Moisture barrier
See pricing column for moisture barrier upcharge.

KENSINGTON MAPLE UPCHARGE

Kensington Maple requires extended leadtimes.
Model
Soltice II Recliner \$15

INFORMATION**C.O.M. Requirements**

C.O.M. yardage requirements listed above are based on plain goods 54" wide. If less than 54" wide or fabrics requiring matching (stripes, plaids, prints, large patterns), additional yardage will be needed. Consult C.O.M. matrix on the Ordering C.O.M. and C.O.L. page for additional yardage needed. For C.O.M. fabric sent to KI-High Point on multiple rolls, add an additional yard of fabric per roll to the yardage requirements.

C.O.L. Requirements

Figure 18 sq. ft. of leather (C.O.L.) for each yard shown (i.e., 4.75 x 18 = 85.5 sq. ft.).

Contrasting Upholstery

When contrasting fabric is chosen, price at highest in-grade.

SPECIAL SERVICES**Special Carton Marking**

With specially marked information N/C

Shipping

Ships assembled, FOB High Point, NC 27263, freight prepaid. Freight class 150.


Specifications and prices are subject to change without prior notice.


Medium Lounge
 (Open Arm, Closed Arm or Armless)

Medium Loveseat
 (Open Arm, Closed Arm or Armless)

Medium Sofa
 (Open Arm, Closed Arm or Armless)

General Dimensions			
Seat width	22"	44"	66"
Seat depth	19-1/2"	19-1/2"	19-1/2"
Seat height	19"	19"	19"
Arm width	2" (1-3/4" Open Arm)	2" (1-3/4" Open Arm)	2" (1-3/4" Open Arm)
Arm height	27" (w/Arm Only)	27" (w/Arm Only)	27" (w/Arm Only)
Overall Dimensions			
Width	26" (25-3/4" Armless)	48" (47-3/4" Armless)	70-1/2" (70" Armless)
Depth	30"	30"	30"
Height	33"	33"	33"


Large Lounge
 (Closed Arm or Armless)

Large Loveseat
 (Closed Arm or Armless)

Large Sofa
 (Closed Arm or Armless)

General Dimensions			
Seat width	23-3/4"	47-1/2"	71-1/2"
Seat depth	22"	22"	22"
Seat height	19"	19"	19"
Arm width	4"	4"	4"
Arm height	25-3/4" (w/Arm Only)	25-3/4" (w/Arm Only)	25-3/4" (w/Arm Only)
Overall Dimensions			
Width	31-3/4"	55-1/2"	79-1/2"
Depth	32-3/4"	32-3/4"	32-3/4"
Height	31-3/4"	31-3/4"	31-3/4"

SPECIFICATIONS
Complimentary Furniture

The following lounge collections offer complimentary furniture that creates continuity and a cohesive look throughout a facility. These complimentary pieces can be found in other sections of the KI price list.

SOLTICE - Soltice® Healthcare Seating, Soltice® Multiple Seating, Soltice® Guest Chairs, LaResta® Day Bed

UPHOLSTERY INFORMATION
C.O.M. Fabric

For C.O.M. fabric sent to KI-High Point on multiple rolls, add an additional yard of fabric per roll to the yardage requirements. Multiple rolls have shorter pieces of fabric on them and do not allow nesting and stacking of the fabric to achieve the best yield as is done with one large roll. This results in yardage shortages and requests for additional fabric from the client, which can hold up the order. For each roll that is sent, one yard needs to be added and needs to be added to one of the rolls, not separately.

Fabric Disclaimer

Fabric will be applied as swatched by the fabric manufacturer. Fabric that is required to be applied differently than is swatched will need a Product Modification Request written specifying the direction the fabric is to be applied.

FINISH INFORMATION
Color Match

KI offers the additional option of color matching paint, polypropylene, or wood stain through Product Modification Requests. Contact Customer Service for details.

INFORMATION
Warranty


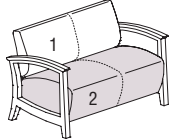
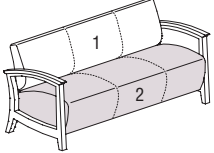
Refer to KI Terms & Conditions document or visit ki.com



Wood Finish - Core

Cherry Storm on Beech	BCX
Cinnamon on Beech	BCN
Cocoa on Beech	BCA
Eclipse Black on Beech	BEB
Florence Walnut on Beech	BFC
Kensington Maple on Maple	MMA
Monticello Maple on Beech	BMT
Natural on Beech	BNA
River Cherry on Beech	BRY

Kensington Maple requires an upcharge. For tablet arms, black PVC edge is used for all laminates.

MODEL	Features	MODEL NUMBER						Approx. Packaged Weight	Delivered Pricing	Moisture Barrier add to list price	
		Basic Model	Non-Contrast or Fabric Contrast 1	Fabric Contrast 2	Wood Finish	Arm Cap	Moisture Barrier				
	Medium Lounge Chair (Open Arms) • Non-contrast C.O.M = 3 yd • 1 = Back (Fabric Contrast 1) C.O.M. = 1.75 yd • 2 = Seat (Fabric Contrast 2) C.O.M. = 1.75 yd	Non-contrast	S0823/NC	<input type="checkbox"/> <input type="checkbox"/> <input type="checkbox"/> <input type="checkbox"/>		<input type="checkbox"/> <input type="checkbox"/> <input type="checkbox"/>	<input type="checkbox"/> <input type="checkbox"/> <input type="checkbox"/>	<input type="checkbox"/> <input type="checkbox"/> <input type="checkbox"/>	58.00#	\$ 2402	\$ 171
		Contrast	S0823/FC	<input type="checkbox"/> <input type="checkbox"/> <input type="checkbox"/> <input type="checkbox"/>	<input type="checkbox"/> <input type="checkbox"/> <input type="checkbox"/> <input type="checkbox"/>	<input type="checkbox"/> <input type="checkbox"/> <input type="checkbox"/>	<input type="checkbox"/> <input type="checkbox"/> <input type="checkbox"/>	<input type="checkbox"/> <input type="checkbox"/> <input type="checkbox"/>	58.00#	2483	171
SOLS											
	Medium Loveseat (Open Arms) • Non-contrast C.O.M = 5 yd • 1 = Back (Fabric Contrast 1) C.O.M. = 3 yd • 2 = Seat (Fabric Contrast 2) C.O.M. = 2.5 yd	Non-contrast	S0833/NC	<input type="checkbox"/> <input type="checkbox"/> <input type="checkbox"/> <input type="checkbox"/>		<input type="checkbox"/> <input type="checkbox"/> <input type="checkbox"/>	<input type="checkbox"/> <input type="checkbox"/> <input type="checkbox"/>	<input type="checkbox"/> <input type="checkbox"/> <input type="checkbox"/>	82.00#	\$ 3190	\$ 331
		Contrast	S0833/FC	<input type="checkbox"/> <input type="checkbox"/> <input type="checkbox"/> <input type="checkbox"/>	<input type="checkbox"/> <input type="checkbox"/> <input type="checkbox"/> <input type="checkbox"/>	<input type="checkbox"/> <input type="checkbox"/> <input type="checkbox"/>	<input type="checkbox"/> <input type="checkbox"/> <input type="checkbox"/>	<input type="checkbox"/> <input type="checkbox"/> <input type="checkbox"/>	82.00#	3313	331
SOLS											
	Medium Sofa (Open Arms) • Non-contrast C.O.M = 7 yd • 1 = Back (Fabric Contrast 1) C.O.M. = 4.5 yd • 2 = Seat (Fabric Contrast 2) C.O.M. = 3.5 yd	Non-contrast	S0843/NC	<input type="checkbox"/> <input type="checkbox"/> <input type="checkbox"/> <input type="checkbox"/>		<input type="checkbox"/> <input type="checkbox"/> <input type="checkbox"/>	<input type="checkbox"/> <input type="checkbox"/> <input type="checkbox"/>	<input type="checkbox"/> <input type="checkbox"/> <input type="checkbox"/>	102.00#	\$ 4053	\$ 501
		Contrast	S0843/FC	<input type="checkbox"/> <input type="checkbox"/> <input type="checkbox"/> <input type="checkbox"/>	<input type="checkbox"/> <input type="checkbox"/> <input type="checkbox"/> <input type="checkbox"/>	<input type="checkbox"/> <input type="checkbox"/> <input type="checkbox"/>	<input type="checkbox"/> <input type="checkbox"/> <input type="checkbox"/>	<input type="checkbox"/> <input type="checkbox"/> <input type="checkbox"/>	102.00#	4209	501
SOLS											
			A	B	C	D	E	F			

HOW TO ORDER

- Indicate the following information on order form:
- Quantity of each item.
 - Model number, including options. See "How To Build a Model Number".
 - Any special service required.

Note: • The indicates that a choice is required.
 • The absence of the indicates that no choice is required.
 • Alpha-numeric characters in place of indicate that no other alternatives are available.

HOW TO BUILD A MODEL NUMBER

See pricing column for moisture barrier upcharge.

- A** Select basic model.
- B** Select non-contrast or fabric contrast 1.
 Refer to ki.com/fabrics.
 • For yardage pricing, see Fabric Yardage Pricing page
- C** Select fabric contrast 2.
 Refer to ki.com/fabrics.
 • For yardage pricing, see Fabric Yardage Pricing page
- D** Select wood finish color.
 Refer to the **Product Color Options** page in this price list.
 For Kensington Maple add upcharge.
- E** Select arm option.
WAC - Wood armcaps
- F** Select moisture barrier.
NMB - No moisture barrier
MB - Moisture barrier

KENSINGTON MAPLE UPCHARGE

Kensington Maple requires extended leadtimes.
 Model
 S0823/NC \$126
 S0833/NC \$126
 S0843/NC \$126
 S0823/FC \$126
 S0833/FC \$126
 S0843/FC \$126

INFORMATION**C.O.M. Requirements**

C.O.M. yardage requirements listed above are based on plain goods 54" wide. If less than 54" wide or fabrics requiring matching (stripes, plaids, prints, large patterns), additional yardage will be needed. Consult C.O.M. matrix on the Ordering C.O.M. and C.O.L. page for additional yardage needed. For C.O.M. fabric sent to KI-High Point on multiple rolls, add an additional yard of fabric per roll to the yardage requirements.

C.O.L. Requirements

Figure 18 sq. ft. of leather (C.O.L.) for each yard shown (i.e., 4.75 x 18 = 85.5 sq. ft.).

Contrasting Upholstery

When contrasting fabric is chosen, price at highest in-grade.

Minimum Fabric/Leather Quantity

Minimum order for fabric is 1 yard. Minimum order for leather is 1 hide (approximately 50 sq. ft.).

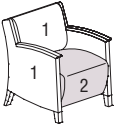
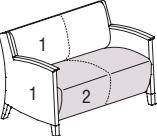
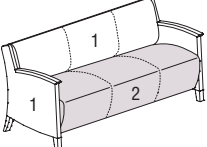
SPECIAL SERVICES**Special Carton Marking**

With specially marked information N/C

Shipping

Ships assembled, FOB High Point, NC 27263, freight prepaid. Freight class 175

Specifications and prices are subject to change without prior notice.

MODEL	Features	MODEL NUMBER						Approx. Packaged Weight	Delivered Pricing	Moisture Barrier add to list price	
		Basic Model	Non-Contrast or Fabric Contrast 1	Fabric Contrast 2	Wood Finish	Arm Cap	Moisture Barrier				
	Medium Lounge Chair (Closed Arm) • Non-contrast C.O.M = 5 yd • 1 = Back and arms (Fabric Contrast 1) C.O.M. = 4.25 yd • 2 = Seat (Fabric Contrast 2) C.O.M. = 1.75 yd	Non-contrast	SP823/NC	<input type="checkbox"/> <input type="checkbox"/> <input type="checkbox"/> <input type="checkbox"/>		<input type="checkbox"/> <input type="checkbox"/> <input type="checkbox"/>	<input type="checkbox"/> <input type="checkbox"/> <input type="checkbox"/>	<input type="checkbox"/> <input type="checkbox"/> <input type="checkbox"/>	70.00#	\$ 2585	\$ 215
		Contrast	SP823/FC	<input type="checkbox"/> <input type="checkbox"/> <input type="checkbox"/> <input type="checkbox"/>	<input type="checkbox"/> <input type="checkbox"/> <input type="checkbox"/> <input type="checkbox"/>	<input type="checkbox"/> <input type="checkbox"/> <input type="checkbox"/>	<input type="checkbox"/> <input type="checkbox"/> <input type="checkbox"/>	<input type="checkbox"/> <input type="checkbox"/> <input type="checkbox"/>	70.00#	2665	215
SOLS											
	Medium Loveseat (Closed Arm) • Non-contrast C.O.M = 7 yd • 1 = Back and arms (Fabric Contrast 1) C.O.M. = 5.25 yd • 2 = Seat (Fabric Contrast 2) C.O.M. = 2.5 yd	Non-contrast	SP833/NC	<input type="checkbox"/> <input type="checkbox"/> <input type="checkbox"/> <input type="checkbox"/>		<input type="checkbox"/> <input type="checkbox"/> <input type="checkbox"/>	<input type="checkbox"/> <input type="checkbox"/> <input type="checkbox"/>	<input type="checkbox"/> <input type="checkbox"/> <input type="checkbox"/>	92.00#	\$ 3480	\$ 413
		Contrast	SP833/FC	<input type="checkbox"/> <input type="checkbox"/> <input type="checkbox"/> <input type="checkbox"/>	<input type="checkbox"/> <input type="checkbox"/> <input type="checkbox"/> <input type="checkbox"/>	<input type="checkbox"/> <input type="checkbox"/> <input type="checkbox"/>	<input type="checkbox"/> <input type="checkbox"/> <input type="checkbox"/>	<input type="checkbox"/> <input type="checkbox"/> <input type="checkbox"/>	92.00#	3604	413
SOLS											
	Medium Sofa (Closed Arm) • Non-contrast C.O.M = 9 yd • 1 = Back and arms (Fabric Contrast 1) C.O.M. = 7 yd • 2 = Seat (Fabric Contrast 2) C.O.M. = 3.5 yd	Non-contrast	SP843/NC	<input type="checkbox"/> <input type="checkbox"/> <input type="checkbox"/> <input type="checkbox"/>		<input type="checkbox"/> <input type="checkbox"/> <input type="checkbox"/>	<input type="checkbox"/> <input type="checkbox"/> <input type="checkbox"/>	<input type="checkbox"/> <input type="checkbox"/> <input type="checkbox"/>	115.00#	\$ 4381	\$ 627
		Contrast	SP843/FC	<input type="checkbox"/> <input type="checkbox"/> <input type="checkbox"/> <input type="checkbox"/>	<input type="checkbox"/> <input type="checkbox"/> <input type="checkbox"/> <input type="checkbox"/>	<input type="checkbox"/> <input type="checkbox"/> <input type="checkbox"/>	<input type="checkbox"/> <input type="checkbox"/> <input type="checkbox"/>	<input type="checkbox"/> <input type="checkbox"/> <input type="checkbox"/>	115.00#	4532	627
SOLS											
			A	B	C	D	E	F			

HOW TO ORDER

- Indicate the following information on order form:
- Quantity of each item.
 - Model number, including options. See "How To Build a Model Number".
 - Any special service required.

Note: • The indicates that a choice is required.
 • The absence of the indicates that no choice is required.
 • Alpha-numeric characters in place of indicate that no other alternatives are available.

HOW TO BUILD A MODEL NUMBER

See pricing column for moisture barrier upcharge.

- A** Select basic model.
- B** Select non-contrast or fabric contrast 1. Refer to ki.com/fabrics.
 • For yardage pricing, see Fabric Yardage Pricing page
- C** Select fabric contrast 2. Refer to ki.com/fabrics.
 • For yardage pricing, see Fabric Yardage Pricing page
- D** Select wood finish color. Refer to the **Product Color Options** page in this price list. For Kensington Maple add upcharge.
- E** Select arm option.
WAC - Wood armcaps
- F** Select moisture barrier.
NMB - No moisture barrier
MB - Moisture barrier

KENSINGTON MAPLE UPCHARGE

Kensington Maple requires extended leadtimes.

Model	
SP823/NC	\$55
SP833/NC	\$55
SP843/NC	\$55
SP823/FC	\$55
SP833/FC	\$55
SP843/FC	\$55

INFORMATION**C.O.M. Requirements**

C.O.M. yardage requirements listed above are based on plain goods 54" wide. If less than 54" wide or fabrics requiring matching (stripes, plaids, prints, large patterns), additional yardage will be needed. Consult C.O.M. matrix on the Ordering C.O.M. and C.O.L. page for additional yardage needed. For C.O.M. fabric sent to KI-High Point on multiple rolls, add an additional yard of fabric per roll to the yardage requirements.

C.O.L. Requirements

Figure 18 sq. ft. of leather (C.O.L.) for each yard shown (i.e., 4.75 x 18 = 85.5 sq. ft.).

Contrasting Upholstery

When contrasting fabric is chosen, price at highest in-grade.

Minimum Fabric/Leather Quantity

Minimum order for fabric is 1 yard. Minimum order for leather is 1 hide (approximately 50 sq. ft.).

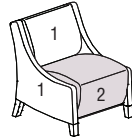
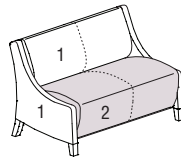
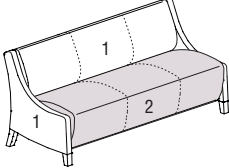
SPECIAL SERVICES**Special Carton Marking**

With specially marked information N/C

Shipping

Ships assembled, FOB High Point, NC 27263, freight prepaid. Freight class 175

Specifications and prices are subject to change without prior notice.

MODEL	Features	MODEL NUMBER					Approx. Packaged Weight	Delivered Pricing	Moisture Barrier add to list price
		Basic Model	Non-Contrast or Fabric Contrast 1	Fabric Contrast 2	Wood Finish	Moisture Barrier			
 <p>Medium Lounge Chair (Armless) • Non-contrast C.O.M = 5 yd • 1 = Back and side panels (Fabric Contrast 1) C.O.M. = 4.25 yd • 2 = Seat (Fabric Contrast 2) C.O.M. = 1.75 yd</p>	Non-contrast	SA823/NC	<input type="checkbox"/> <input type="checkbox"/> <input type="checkbox"/> <input type="checkbox"/>		<input type="checkbox"/> <input type="checkbox"/> <input type="checkbox"/> <input type="checkbox"/>	<input type="checkbox"/> <input type="checkbox"/>	63.00#	\$ 2547	\$ 215
	Contrast	SA823/FC	<input type="checkbox"/> <input type="checkbox"/> <input type="checkbox"/> <input type="checkbox"/>	<input type="checkbox"/> <input type="checkbox"/> <input type="checkbox"/> <input type="checkbox"/>	<input type="checkbox"/> <input type="checkbox"/> <input type="checkbox"/> <input type="checkbox"/>	<input type="checkbox"/> <input type="checkbox"/>	63.00#	2630	215
SOLS									
 <p>Medium Loveseat (Armless) • Non-contrast C.O.M = 7 yd • 1 = Back and side panels (Fabric Contrast 1) C.O.M. = 5.25 yd • 2 = Seat (Fabric Contrast 2) C.O.M. = 2.5 yd</p>	Non-contrast	SA833/NC	<input type="checkbox"/> <input type="checkbox"/> <input type="checkbox"/> <input type="checkbox"/>		<input type="checkbox"/> <input type="checkbox"/> <input type="checkbox"/> <input type="checkbox"/>	<input type="checkbox"/> <input type="checkbox"/>	85.00#	\$ 3226	\$ 413
	Contrast	SA833/FC	<input type="checkbox"/> <input type="checkbox"/> <input type="checkbox"/> <input type="checkbox"/>	<input type="checkbox"/> <input type="checkbox"/> <input type="checkbox"/> <input type="checkbox"/>	<input type="checkbox"/> <input type="checkbox"/> <input type="checkbox"/> <input type="checkbox"/>	<input type="checkbox"/> <input type="checkbox"/>	85.00#	3352	413
SOLS									
 <p>Medium Sofa (Armless) • Non-contrast C.O.M = 9 yd • 1 = Back and side panels (Fabric Contrast 1) C.O.M. = 7 yd • 2 = Seat (Fabric Contrast 2) C.O.M. = 3.5 yd</p>	Non-contrast	SA843/NC	<input type="checkbox"/> <input type="checkbox"/> <input type="checkbox"/> <input type="checkbox"/>		<input type="checkbox"/> <input type="checkbox"/> <input type="checkbox"/> <input type="checkbox"/>	<input type="checkbox"/> <input type="checkbox"/>	107.00#	\$ 4117	\$ 627
	Contrast	SA843/FC	<input type="checkbox"/> <input type="checkbox"/> <input type="checkbox"/> <input type="checkbox"/>	<input type="checkbox"/> <input type="checkbox"/> <input type="checkbox"/> <input type="checkbox"/>	<input type="checkbox"/> <input type="checkbox"/> <input type="checkbox"/> <input type="checkbox"/>	<input type="checkbox"/> <input type="checkbox"/>	107.00#	4271	627
SOLS									
			A	B	C	D	E		

HOW TO ORDER

- Indicate the following information on order form:
- Quantity of each item.
 - Model number, including options. See "How To Build a Model Number".
 - Any special service required.

Note: • The indicates that a choice is required.
 • The absence of the indicates that no choice is required.
 • Alpha-numeric characters in place of indicate that no other alternatives are available.

HOW TO BUILD A MODEL NUMBER

- A** Select basic model.
- B** Select non-contrast or fabric contrast 1.
 Refer to ki.com/fabrics.
 • For yardage pricing, see Fabric Yardage Pricing page
- C** Select fabric contrast 2.
 Refer to ki.com/fabrics
 • For yardage pricing, see Fabric Yardage Pricing page
- D** Select wood finish color.
 Refer to the **Product Color Options** page in this price list.
 For Kensington Maple add upcharge.
- E** Select moisture barrier.
NMB - No moisture barrier
MB - Moisture barrier
 See pricing column for moisture barrier upcharge.

KENSINGTON MAPLE UPCHARGE

Kensington Maple requires extended leadtimes.
 Model
 SA823/NC \$25
 SA833/NC \$25
 SA843/NC \$25
 SA823/FC \$25
 SA833/FC \$25
 SA843/FC \$25

INFORMATION**C.O.M. Requirements**

C.O.M. yardage requirements listed above are based on plain goods 54" wide. If less than 54" wide or fabrics requiring matching (stripes, plaids, prints, large patterns), additional yardage will be needed. Consult C.O.M. matrix on the Ordering C.O.M. and C.O.L. page for additional yardage needed. For C.O.M. fabric sent to KI-High Point on multiple rolls, add an additional yard of fabric per roll to the yardage requirements.

C.O.L. Requirements

Figure 18 sq. ft. of leather (C.O.L.) for each yard shown (i.e., 4.75 x 18 = 85.5 sq. ft.).

Contrasting Upholstery

When contrasting fabric is chosen, price at highest in-grade.

Minimum Fabric/Leather Quantity

Minimum order for fabric is 1 yard. Minimum order for leather is 1 hide (approximately 50 sq. ft.).

SPECIAL SERVICES**Special Carton Marking**

With specially marked information N/C

Shipping

Ships assembled, FOB High Point, NC 27263, freight prepaid. Freight class 175

Specifications and prices are subject to change without prior notice.



MODEL	MODEL NUMBER					Approx. Packaged Weight	Delivered Pricing	Moisture Barrier add to list price	
	Basic Model	Non-Contrast or Fabric Contrast 1	Wood Finish	Arm Cap	Moisture Barrier				
SORP	Medium Lounge Chair - Replacement Back • Non-contrast C.O.M = 1.75 yd	823-BK	<input type="checkbox"/> <input type="checkbox"/> <input type="checkbox"/> <input type="checkbox"/>				20.00#	\$ 924	\$ 180
SORP	Medium Lounge Chair - Replacement Seat • Non-contrast C.O.M = 1.75 yd	823-ST	<input type="checkbox"/> <input type="checkbox"/> <input type="checkbox"/> <input type="checkbox"/>				25.00#	\$ 1116	\$ 170
SORP	Medium Lounge Chair - Replacement Arm (Open Arm) • Includes wood armcap	823-OA/LF		<input type="checkbox"/> <input type="checkbox"/> <input type="checkbox"/> <input type="checkbox"/>	<input type="checkbox"/> <input type="checkbox"/> <input type="checkbox"/> <input type="checkbox"/>		13.00#	\$ 652	N/A
		823-OA/RF		<input type="checkbox"/> <input type="checkbox"/> <input type="checkbox"/> <input type="checkbox"/>	<input type="checkbox"/> <input type="checkbox"/> <input type="checkbox"/> <input type="checkbox"/>		13.00#	652	N/A
SORP	Medium Lounge Chair - Replacement Arm (Closed Arm) • Non-contrast C.O.M = 2.5 yd • Includes wood armcap	823-CA/LF	<input type="checkbox"/> <input type="checkbox"/> <input type="checkbox"/> <input type="checkbox"/>	<input type="checkbox"/> <input type="checkbox"/> <input type="checkbox"/> <input type="checkbox"/>	<input type="checkbox"/> <input type="checkbox"/> <input type="checkbox"/> <input type="checkbox"/>		25.00#	\$ 994	\$ 156
		823-CA/RF	<input type="checkbox"/> <input type="checkbox"/> <input type="checkbox"/> <input type="checkbox"/>	<input type="checkbox"/> <input type="checkbox"/> <input type="checkbox"/> <input type="checkbox"/>	<input type="checkbox"/> <input type="checkbox"/> <input type="checkbox"/> <input type="checkbox"/>		25.00#	994	156
SORP	Medium Lounge Chair - Replacement Arm (Armless) • Non-contrast C.O.M = 3 yd	823-AL/LF	<input type="checkbox"/> <input type="checkbox"/> <input type="checkbox"/> <input type="checkbox"/>	<input type="checkbox"/> <input type="checkbox"/> <input type="checkbox"/> <input type="checkbox"/>			18.00#	\$ 1001	\$ 184
		823-AL/RF	<input type="checkbox"/> <input type="checkbox"/> <input type="checkbox"/> <input type="checkbox"/>	<input type="checkbox"/> <input type="checkbox"/> <input type="checkbox"/> <input type="checkbox"/>			18.00#	1001	184
SORP	Medium Lounge Chair - Replacement Armcaps, Wood • Set of 2	823-AC		<input type="checkbox"/> <input type="checkbox"/> <input type="checkbox"/> <input type="checkbox"/>			5.00#	\$ 452	N/A

A

B

C

D

E

HOW TO ORDER

Indicate the following information on order form:

- Quantity of each item.
- Model number, including options. See "How To Build a Model Number".
- Any special service required.

Note: • The indicates that a choice is required.

- The absence of the indicates that no choice is required.
- Alpha-numeric characters in place of indicate that no other alternatives are available.

HOW TO BUILD A MODEL NUMBER

- A** Select basic model.
- B** Select non-contrast or fabric contrast 1. Refer to ki.com/fabrics.
• For yardage pricing, see Fabric Yardage Pricing page
- C** Select wood finish color. Refer to the **Product Color Options** page in this price list. For Kensington Maple add upcharge.
- D** Select arm option.
WAC - Wood armcaps
- E** Select moisture barrier.
NMB - No moisture barrier
MB - Moisture barrier
See pricing column for moisture barrier upcharge.

KENSINGTON MAPLE UPCHARGE

Kensington Maple requires extended leadtimes.

Model	
823	\$25
833	\$25
843	\$25

INFORMATION

C.O.M. Requirements

C.O.M. yardage requirements listed above are based on plain goods 54" wide. If less than 54" wide or fabrics requiring matching (stripes, plaids, prints, large patterns), additional yardage will be needed. Consult C.O.M. matrix on the Ordering C.O.M. and C.O.L. page for additional yardage needed. For C.O.M. fabric sent to KI-High Point on multiple rolls, add an additional yard of fabric per roll to the yardage requirements.

C.O.L. Requirements

Figure 18 sq. ft. of leather (C.O.L.) for each yard shown (i.e., 4.75 x 18 = 85.5 sq. ft.).

Contrasting Upholstery

When contrasting fabric is chosen, price at highest in-grade.

Minimum Fabric/Leather Quantity

Minimum order for fabric is 1 yard. Minimum order for leather is 1 hide (approximately 50 sq. ft).

SPECIAL SERVICES

Special Carton Marking

With specially marked information N/C

Shipping

Ships **knocked down, FOB High Point, NC 27263, freight prepaid.** Freight class 175

Specifications and prices are subject to change without prior notice.



MODEL	MODEL NUMBER					Approx. Packaged Weight	Delivered Pricing	Moisture Barrier add to list price	
	Basic Model	Non-Contrast or Fabric Contrast 1	Wood Finish	Arm Cap	Moisture Barrier				
SORP	Medium Loveseat - Replacement Back	833-BK	<input type="checkbox"/> <input type="checkbox"/> <input type="checkbox"/> <input type="checkbox"/>				30.00#	\$ 1204	\$ 237
SORP	Medium Loveseat - Replacement Seat • Non-contrast C.O.M = 2.75 yd	833-ST	<input type="checkbox"/> <input type="checkbox"/> <input type="checkbox"/> <input type="checkbox"/>				39.00#	\$ 1306	\$ 237
SORP	Medium Loveseat - Replacement Arm (Open Arm) • Includes wood armcap	833-OA/LF		<input type="checkbox"/> <input type="checkbox"/>	<input type="checkbox"/> <input type="checkbox"/>		13.00#	\$ 652	N/A
		833-OA/RF		<input type="checkbox"/> <input type="checkbox"/>	<input type="checkbox"/> <input type="checkbox"/>		13.00#	652	N/A
SORP	Medium Loveseat - Replacement Arm (Closed Arm) • Non-contrast C.O.M = 2.5 yd • Includes wood armcap	833-CA/LF	<input type="checkbox"/> <input type="checkbox"/> <input type="checkbox"/> <input type="checkbox"/>	<input type="checkbox"/> <input type="checkbox"/>	<input type="checkbox"/> <input type="checkbox"/>	<input type="checkbox"/> <input type="checkbox"/>	25.00#	\$ 994	\$ 156
		833-CA/RF	<input type="checkbox"/> <input type="checkbox"/> <input type="checkbox"/> <input type="checkbox"/>	<input type="checkbox"/> <input type="checkbox"/>	<input type="checkbox"/> <input type="checkbox"/>	<input type="checkbox"/> <input type="checkbox"/>	25.00#	994	156
SORP	Medium Loveseat - Replacement Arm (Armless) • Non-contrast C.O.M = 3 yd	833-AL/LF	<input type="checkbox"/> <input type="checkbox"/> <input type="checkbox"/> <input type="checkbox"/>	<input type="checkbox"/> <input type="checkbox"/>		<input type="checkbox"/> <input type="checkbox"/>	18.00#	\$ 1001	\$ 184
		833-AL/RF	<input type="checkbox"/> <input type="checkbox"/> <input type="checkbox"/> <input type="checkbox"/>	<input type="checkbox"/> <input type="checkbox"/>		<input type="checkbox"/> <input type="checkbox"/>	18.00#	1001	184
SORP	Medium Loveseat - Replacement Arm-caps, Wood • Set of 2	833-AC		<input type="checkbox"/> <input type="checkbox"/>			5.00#	\$ 452	N/A

A

B

C

D

E

HOW TO ORDER

- Indicate the following information on order form:
- Quantity of each item.
 - Model number, including options. See "How To Build a Model Number".
 - Any special service required.

Note: • The indicates that a choice is required.

- The absence of the indicates that no choice is required.
- Alpha-numeric characters in place of indicate that no other alternatives are available.

HOW TO BUILD A MODEL NUMBER

- A** Select basic model.
- B** Select non-contrast or fabric contrast 1. Refer to ki.com/fabrics.
- For yardage pricing, see Fabric Yardage Pricing page
- C** Select wood finish color. Refer to the **Product Color Options** page in this price list. For Kensington Maple add upcharge.
- D** Select arm option.
WAC - Wood armcaps
- E** Select moisture barrier.
NMB - No moisture barrier
MB - Moisture barrier
See pricing column for moisture barrier upcharge.

KENSINGTON MAPLE UPCHARGE

Kensington Maple requires extended leadtimes.

Model	Upcharge
823	\$25
833	\$25
843	\$25

INFORMATION

C.O.M. Requirements

C.O.M. yardage requirements listed above are based on plain goods 54" wide. If less than 54" wide or fabrics requiring matching (stripes, plaids, prints, large patterns), additional yardage will be needed. Consult C.O.M. matrix on the Ordering C.O.M. and C.O.L. page for additional yardage needed. For C.O.M. fabric sent to KI-High Point on multiple rolls, add an additional yard of fabric per roll to the yardage requirements.

C.O.L. Requirements

Figure 18 sq. ft. of leather (C.O.L.) for each yard shown (i.e., 4.75 x 18 = 85.5 sq. ft.).

Contrasting Upholstery

When contrasting fabric is chosen, price at highest in-grade.

Minimum Fabric/Leather Quantity

Minimum order for fabric is 1 yard. Minimum order for leather is 1 hide (approximately 50 sq. ft.).

SPECIAL SERVICES

Special Carton Marking

With specially marked information N/C

Shipping

Ships **knocked down, FOB High Point, NC 27263, freight prepaid.** Freight class 175

Specifications and prices are subject to change without prior notice.



	MODEL	MODEL NUMBER					Approx. Packaged Weight	Delivered Pricing	Moisture Barrier add to list price
		Basic Model	Non-Contrast or Fabric Contrast 1	Wood Finish	Arm Cap	Moisture Barrier			
SORP	Medium Sofa - Replacement Back • Non-contrast C.O.M = 4.75 yd	843-BK	<input type="checkbox"/> <input type="checkbox"/> <input type="checkbox"/> <input type="checkbox"/>				38.00#	\$ 1686	\$ 327
SORP	Medium Sofa - Replacement Seat • Non-contrast C.O.M = 3.75 yd	843-ST	<input type="checkbox"/> <input type="checkbox"/> <input type="checkbox"/> <input type="checkbox"/>				51.00#	\$ 1760	\$ 311
SORP	Medium Sofa - Replacement Arm (Open Arm) • Includes wood armcap	843-OA/LF		<input type="checkbox"/> <input type="checkbox"/>	<input type="checkbox"/> <input type="checkbox"/>		13.00#	\$ 652	N/A
		843-OA/RF		<input type="checkbox"/> <input type="checkbox"/>	<input type="checkbox"/> <input type="checkbox"/>		13.00#	652	N/A
SORP	Medium Sofa - Replacement Arm (Closed Arm) • Non-contrast C.O.M = 2.5 yd • Includes wood armcap	843-CA/LF	<input type="checkbox"/> <input type="checkbox"/> <input type="checkbox"/> <input type="checkbox"/>	<input type="checkbox"/> <input type="checkbox"/>	<input type="checkbox"/> <input type="checkbox"/>	<input type="checkbox"/> <input type="checkbox"/>	25.00#	\$ 994	\$ 156
		843-CA/RF	<input type="checkbox"/> <input type="checkbox"/> <input type="checkbox"/> <input type="checkbox"/>	<input type="checkbox"/> <input type="checkbox"/>	<input type="checkbox"/> <input type="checkbox"/>	<input type="checkbox"/> <input type="checkbox"/>	25.00#	994	156
SORP	Medium Sofa - Replacement Arm (Armless) • Non-contrast C.O.M = 3 yd	843-AL/LF	<input type="checkbox"/> <input type="checkbox"/> <input type="checkbox"/> <input type="checkbox"/>	<input type="checkbox"/> <input type="checkbox"/>		<input type="checkbox"/> <input type="checkbox"/>	18.00#	\$ 1001	\$ 184
		843-AL/RF	<input type="checkbox"/> <input type="checkbox"/> <input type="checkbox"/> <input type="checkbox"/>	<input type="checkbox"/> <input type="checkbox"/>		<input type="checkbox"/> <input type="checkbox"/>	18.00#	1001	184
SORP	Medium Sofa - Replacement Armcaps, Wood • Set of 2	843-AC		<input type="checkbox"/> <input type="checkbox"/>			5.00#	\$ 452	N/A

A

B

C

D

E

HOW TO ORDER

- Indicate the following information on order form:
- Quantity of each item.
 - Model number, including options. See "How To Build a Model Number".
 - Any special service required.

Note: • The indicates that a choice is required.
• The absence of the indicates that no choice is required.
• Alpha-numeric characters in place of indicate that no other alternatives are available.

HOW TO BUILD A MODEL NUMBER

- A** Select basic model.
- B** Select non-contrast or fabric contrast 1. Refer to ki.com/fabrics.
• For yardage pricing, see Fabric Yardage Pricing page
- C** Select wood finish color. Refer to the **Product Color Options** page in this price list. For Kensington Maple add upcharge.
- D** Select arm option.
WAC - Wood armcaps
- E** Select moisture barrier.
NMB - No moisture barrier
MB - Moisture barrier
See pricing column for moisture barrier upcharge.

KENSINGTON MAPLE UPCHARGE

Kensington Maple requires extended leadtimes.

Model	Upcharge
823	\$25
833	\$25
843	\$25

INFORMATION

C.O.M. Requirements

C.O.M. yardage requirements listed above are based on plain goods 54" wide. If less than 54" wide or fabrics requiring matching (stripes, plaids, prints, large patterns), additional yardage will be needed. Consult C.O.M. matrix on the Ordering C.O.M. and C.O.L. page for additional yardage needed. For C.O.M. fabric sent to KI-High Point on multiple rolls, add an additional yard of fabric per roll to the yardage requirements.

C.O.L. Requirements

Figure 18 sq. ft. of leather (C.O.L.) for each yard shown (i.e., 4.75 x 18 = 85.5 sq. ft.).

Contrasting Upholstery

When contrasting fabric is chosen, price at highest in-grade.

Minimum Fabric/Leather Quantity

Minimum order for fabric is 1 yard. Minimum order for leather is 1 hide (approximately 50 sq. ft.).

SPECIAL SERVICES

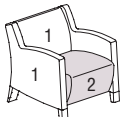
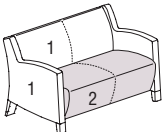
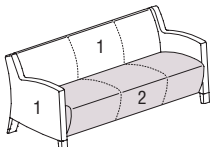
Special Carton Marking

With specially marked information N/C

Shipping

Ships **knocked down, FOB High Point, NC 27263, freight prepaid.** Freight class 175

Specifications and prices are subject to change without prior notice.

MODEL	Features	MODEL NUMBER					Approx. Packaged Weight	Delivered Pricing	Moisture Barrier add to list price
		Basic Model	Non-Contrast or Fabric Contrast 1	Fabric Contrast 2	Wood Finish	Moisture Barrier			
 <p>Large Lounge Chair (Closed Arm) • Non-contrast C.O.M = 5.5 yd • 1 = Back and arms (Fabric Contrast 1) C.O.M. = 4.75 yd • 2 = Seat (Fabric Contrast 2) C.O.M. = 1.75 yd</p>	Non-contrast	SP923/NC	<input type="checkbox"/> <input type="checkbox"/> <input type="checkbox"/> <input type="checkbox"/>		<input type="checkbox"/> <input type="checkbox"/> <input type="checkbox"/> <input type="checkbox"/>		80.00#	\$ 3051	\$ 215
	Contrast	SP923/FC	<input type="checkbox"/> <input type="checkbox"/> <input type="checkbox"/> <input type="checkbox"/>	<input type="checkbox"/> <input type="checkbox"/> <input type="checkbox"/> <input type="checkbox"/>	<input type="checkbox"/> <input type="checkbox"/> <input type="checkbox"/> <input type="checkbox"/>	<input type="checkbox"/> <input type="checkbox"/> <input type="checkbox"/> <input type="checkbox"/>	80.00#	3132	215
SOLS									
 <p>Large Loveseat (Closed Arm) • Non-contrast C.O.M = 7.75 yd • 1 = Back and arms (Fabric Contrast 1) C.O.M. = 6 yd • 2 = Seat (Fabric Contrast 2) C.O.M. = 2.75 yd</p>	Non-contrast	SP933/NC	<input type="checkbox"/> <input type="checkbox"/> <input type="checkbox"/> <input type="checkbox"/>		<input type="checkbox"/> <input type="checkbox"/> <input type="checkbox"/> <input type="checkbox"/>		105.00#	\$ 4471	\$ 413
	Contrast	SP933/FC	<input type="checkbox"/> <input type="checkbox"/> <input type="checkbox"/> <input type="checkbox"/>	<input type="checkbox"/> <input type="checkbox"/> <input type="checkbox"/> <input type="checkbox"/>	<input type="checkbox"/> <input type="checkbox"/> <input type="checkbox"/> <input type="checkbox"/>	<input type="checkbox"/> <input type="checkbox"/> <input type="checkbox"/> <input type="checkbox"/>	105.00#	4591	413
SOLS									
 <p>Large Sofa (Closed Arm) • Non-contrast C.O.M = 9.75 yd • 1 = Back and arms (Fabric Contrast 1) C.O.M. = 7.5 yd • 2 = Seat (Fabric Contrast 2) C.O.M. = 3.5 yd</p>	Non-contrast	SP943/NC	<input type="checkbox"/> <input type="checkbox"/> <input type="checkbox"/> <input type="checkbox"/>		<input type="checkbox"/> <input type="checkbox"/> <input type="checkbox"/> <input type="checkbox"/>		125.00#	\$ 5352	\$ 627
	Contrast	SP943/FC	<input type="checkbox"/> <input type="checkbox"/> <input type="checkbox"/> <input type="checkbox"/>	<input type="checkbox"/> <input type="checkbox"/> <input type="checkbox"/> <input type="checkbox"/>	<input type="checkbox"/> <input type="checkbox"/> <input type="checkbox"/> <input type="checkbox"/>	<input type="checkbox"/> <input type="checkbox"/> <input type="checkbox"/> <input type="checkbox"/>	125.00#	5509	627
SOLS									
			A	B	C	D	E		

HOW TO ORDER

- Indicate the following information on order form:
- Quantity of each item.
 - Model number, including options. See "How To Build a Model Number".
 - Any special service required.

Note: • The indicates that a choice is required.
 • The absence of the indicates that no choice is required.
 • Alpha-numeric characters in place of indicate that no other alternatives are available.

HOW TO BUILD A MODEL NUMBER

- A** Select basic model.
- B** Select non-contrast or fabric contrast 1.
 Refer to ki.com/fabrics.
 • For yardage pricing, see Fabric Yardage Pricing page
- C** Select fabric contrast 2.
 Refer to ki.com/fabrics
 • For yardage pricing, see Fabric Yardage Pricing page
- D** Select wood finish color.
 Refer to the **Product Color Options** page in this price list.
 For Kensington Maple add upcharge.
- E** Select moisture barrier.
NMB - No moisture barrier
MB - Moisture barrier
 See pricing column for moisture barrier upcharge.

KENSINGTON MAPLE UPCHARGE

Kensington Maple requires extended leadtimes.
 Model
 SP923/NC \$25
 SP933/NC \$25
 SP943/NC \$25
 SP923/FC \$25
 SP933/FC \$25
 SP943/FC \$25

INFORMATION**C.O.M. Requirements**

C.O.M. yardage requirements listed above are based on plain goods 54" wide. If less than 54" wide or fabrics requiring matching (stripes, plaids, prints, large patterns), additional yardage will be needed. Consult C.O.M. matrix on the Ordering C.O.M. and C.O.L. page for additional yardage needed. For C.O.M. fabric sent to KI-High Point on multiple rolls, add an additional yard of fabric per roll to the yardage requirements.

C.O.L. Requirements

Figure 18 sq. ft. of leather (C.O.L.) for each yard shown (i.e., 4.75 x 18 = 85.5 sq. ft.).

Contrasting Upholstery

When contrasting fabric is chosen, price at highest in-grade.

Minimum Fabric/Leather Quantity

Minimum order for fabric is 1 yard. Minimum order for leather is 1 hide (approximately 50 sq. ft.).


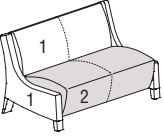
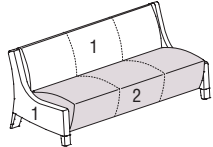
SPECIAL SERVICES**Special Carton Marking**

With specially marked information N/C

Shipping

Ships assembled unless replacement parts which ship knocked down, FOB High Point, NC 27263, freight prepaid. Freight class 175

Specifications and prices are subject to change without prior notice.

MODEL	Features	MODEL NUMBER					Approx. Packaged Weight	Delivered Pricing	Moisture Barrier add to list price
		Basic Model	Non-Contrast or Fabric Contrast 1	Fabric Contrast 2	Wood Finish	Moisture Barrier			
 Large Lounge Chair (Armless) • Non-contrast C.O.M = 5.5 yd • 1 = Back and side panels (Fabric Contrast 1) C.O.M. = 4.75 yd • 2 = Seat (Fabric Contrast 2) C.O.M. = 1.75 yd	Non-contrast	SA923/NC	<input type="checkbox"/> <input type="checkbox"/> <input type="checkbox"/> <input type="checkbox"/>		<input type="checkbox"/> <input type="checkbox"/> <input type="checkbox"/>	<input type="checkbox"/> <input type="checkbox"/>	75.00#	\$ 3107	\$ 215
	Contrast	SA923/FC	<input type="checkbox"/> <input type="checkbox"/> <input type="checkbox"/> <input type="checkbox"/>	<input type="checkbox"/> <input type="checkbox"/> <input type="checkbox"/> <input type="checkbox"/>	<input type="checkbox"/> <input type="checkbox"/> <input type="checkbox"/>	<input type="checkbox"/> <input type="checkbox"/>	75.00#	3189	215
 Large Loveseat (Armless) • Non-contrast C.O.M = 7.5 yd • 1 = Back and side panels (Fabric Contrast 1) C.O.M. = 5.75 yd • 2 = Seat (Fabric Contrast 2) C.O.M. = 2.75 yd	Non-contrast	SA933/NC	<input type="checkbox"/> <input type="checkbox"/> <input type="checkbox"/> <input type="checkbox"/>		<input type="checkbox"/> <input type="checkbox"/> <input type="checkbox"/>	<input type="checkbox"/> <input type="checkbox"/>	95.00#	\$ 4357	\$ 413
	Contrast	SA933/FC	<input type="checkbox"/> <input type="checkbox"/> <input type="checkbox"/> <input type="checkbox"/>	<input type="checkbox"/> <input type="checkbox"/> <input type="checkbox"/> <input type="checkbox"/>	<input type="checkbox"/> <input type="checkbox"/> <input type="checkbox"/>	<input type="checkbox"/> <input type="checkbox"/>	95.00#	4481	413
 Large Sofa (Armless) • Non-contrast C.O.M = 9.5 yd • 1 = Back and side panels (Fabric Contrast 1) C.O.M. = 7.5 yd • 2 = Seat (Fabric Contrast 2) C.O.M. = 3.5 yd	Non-contrast	SA943/NC	<input type="checkbox"/> <input type="checkbox"/> <input type="checkbox"/> <input type="checkbox"/>		<input type="checkbox"/> <input type="checkbox"/> <input type="checkbox"/>	<input type="checkbox"/> <input type="checkbox"/>	120.00#	\$ 5218	\$ 627
	Contrast	SA943/FC	<input type="checkbox"/> <input type="checkbox"/> <input type="checkbox"/> <input type="checkbox"/>	<input type="checkbox"/> <input type="checkbox"/> <input type="checkbox"/> <input type="checkbox"/>	<input type="checkbox"/> <input type="checkbox"/> <input type="checkbox"/>	<input type="checkbox"/> <input type="checkbox"/>	120.00#	5369	627
			A	B	C	D	E		

HOW TO ORDER

- Indicate the following information on order form:
- Quantity of each item.
 - Model number, including options. See "How To Build a Model Number".
 - Any special service required.

Note: • The indicates that a choice is required.
 • The absence of the indicates that no choice is required.
 • Alpha-numeric characters in place of indicate that no other alternatives are available.

HOW TO BUILD A MODEL NUMBER

- A** Select basic model.
- B** Select non-contrast or fabric contrast 1.
 Refer to ki.com/fabrics.
 • For yardage pricing, see Fabric Yardage Pricing page
- C** Select fabric contrast 2.
 Refer to ki.com/fabrics.
 • For yardage pricing, see Fabric Yardage Pricing page
- D** Select wood finish color.
 Refer to the **Product Color Options** page in this price list.
 For Kensington Maple add upcharge.
- E** Select moisture barrier.
NMB - No moisture barrier
MB - Moisture barrier
 See pricing column for moisture barrier upcharge.

KENSINGTON MAPLE UPCHARGE

Kensington Maple requires extended leadtimes.

Model	
SA923/NC	\$25
SA933/NC	\$25
SA943/NC	\$25
SA923/FC	\$25
SA933/FC	\$25
SA943/FC	\$25

INFORMATION**C.O.M. Requirements**

C.O.M. yardage requirements listed above are based on plain goods 54" wide. If less than 54" wide or fabrics requiring matching (stripes, plaids, prints, large patterns), additional yardage will be needed. Consult C.O.M. matrix on the Ordering C.O.M. and C.O.L. page for additional yardage needed. For C.O.M. fabric sent to KI-High Point on multiple rolls, add an additional yard of fabric per roll to the yardage requirements.

C.O.L. Requirements

Figure 18 sq. ft. of leather (C.O.L.) for each yard shown (i.e., 4.75 x 18 = 85.5 sq. ft.).

Contrasting Upholstery

When contrasting fabric is chosen, price at highest in-grade.

Minimum Fabric/Leather Quantity

Minimum order for fabric is 1 yard. Minimum order for leather is 1 hide (approximately 50 sq. ft.).

SPECIAL SERVICES**Special Carton Marking**

With specially marked information N/C

Shipping

Ships **assembled unless replacement parts which ship knocked down, FOB High Point, NC 27263, freight prepaid.** Freight class 175

Specifications and prices are subject to change without prior notice.



MODEL	MODEL NUMBER				Approx. Packaged Weight	Delivered Pricing	Moisture Barrier add to list price	
	Basic Model	Non-Contrast or Fabric Contrast 1	Wood Finish	Moisture Barrier				
SORP	Large Lounge Chair - Replacement Back • Non-contrast C.O.M = 1.75 yd	923-BK	□□□□		□□□	20.00#	\$ 981	\$ 180
SORP	Large Lounge Chair - Replacement Seat • Non-contrast C.O.M = 1.75 yd	923-ST	□□□□		□□□	25.00#	\$ 1121	\$ 180
SORP	Large Lounge Chair - Replacement Arm (Closed Arm) • Non-contrast C.O.M = 3 yd	923-CA/LF	□□□□	□□□	□□□	25.00#	\$ 1257	\$ 178
		923-CA/RF	□□□□	□□□	□□□	25.00#	1257	178
SORP	Large Lounge Chair - Replacement Arm (Armless)	923-AL	□□□□	□□□	□□□	15.00#	\$ 1141	\$ 178
SORP	Large Loveseat - Replacement Back • Non-contrast C.O.M = 3.25 yd	933-BK	□□□□		□□□	32.00#	\$ 1293	\$ 180
SORP	Large Loveseat - Replacement Seat • Non-contrast C.O.M = 3 yd	933-ST	□□□□		□□□	48.00#	\$ 1496	\$ 180
SORP	Large Loveseat - Replacement Arm (Closed Arm) • Non-contrast C.O.M = 3 yd	933-CA/LF	□□□□	□□□	□□□	20.00#	\$ 1257	\$ 178
		933-CA/RF	□□□□	□□□	□□□	20.00#	1257	178
SORP	Large Loveseat - Replacement Arm (Armless) • Non-contrast C.O.M = 3 yd	933-AL	□□□□	□□□	□□□	15.00#	\$ 1141	\$ 178
SORP	Large Sofa - Replacement Back • Non-contrast C.O.M = 4.75 yd	943-BK	□□□□		□□□	45.00#	\$ 1619	\$ 180
SORP	Large Sofa - Replacement Seat • Non-contrast C.O.M = 3.75 yd	943-ST	□□□□		□□□	60.00#	\$ 1853	\$ 180
SORP	Large Sofa - Replacement Arm (Closed Arm) • Non-contrast C.O.M = 3 yd	943-CA/LF	□□□□	□□□	□□□	20.00#	\$ 1257	\$ 178
		943-CA/RF	□□□□	□□□	□□□	20.00#	1257	178
SORP	Large Sofa - Replacement Arm (Armless) • Non-contrast C.O.M = 3 yd	943-AL	□□□□	□□□	□□□	15.00#	\$ 1141	\$ 178

A

B

C

D

HOW TO ORDER

- Indicate the following information on order form:
- Quantity of each item.
 - Model number, including options. See "How To Build a Model Number".
 - Any special service required.

Note: • The indicates that a choice is required.

- The absence of the indicates that no choice is required.
- Alpha-numeric characters in place of indicate that no other alternatives are available.

HOW TO BUILD A MODEL NUMBER

- A** Select basic model.
- B** Select non-contrast or fabric contrast 1. Refer to ki.com/fabrics.
- For yardage pricing, see Fabric Yardage Pricing page
- C** Select wood finish color. Refer to the **Product Color Options** page in this price list. For Kensington Maple add upcharge.
- D** Select moisture barrier.
- | | |
|------------|-----------------------|
| NMB | - No moisture barrier |
| MB | - Moisture barrier |
- See pricing column for moisture barrier upcharge.

KENSINGTON MAPLE UPCHARGE

Kensington Maple requires extended leadtimes.
Model

923	\$25
933	\$25
943	\$25

INFORMATION**C.O.M. Requirements**

C.O.M. yardage requirements listed above are based on plain goods 54" wide. If less than 54" wide or fabrics requiring matching (stripes, plaids, prints, large patterns), additional yardage will be needed. Consult C.O.M. matrix on the Ordering C.O.M. and C.O.L. page for additional yardage needed. For C.O.M. fabric sent to KI-High Point on multiple rolls, add an additional yard of fabric per roll to the yardage requirements.

C.O.L. Requirements

Figure 18 sq. ft. of leather (C.O.L.) for each yard shown (i.e., 4.75 x 18 = 85.5 sq. ft.).

Contrasting Upholstery

When contrasting fabric is chosen, price at highest in-grade.

Minimum Fabric/Leather Quantity

Minimum order for fabric is 1 yard. Minimum order for leather is 1 hide (approximately 50 sq. ft.).

SPECIAL SERVICES**Special Carton Marking**

With specially marked information N/C

Shipping

Ships assembled unless replacement parts which ship knocked down, FOB High Point, NC 27263, freight prepaid. Freight class 175

Specifications and prices are subject to change without prior notice.



Guest Chair (Armless)



One Seat (Open Arm Shown)



Two Seat Unit (Open Arm Shown)



Three Seat Unit (Open Arm Shown)

General Dimensions				
Seat width	21"	21"	21"	21"
Seat depth	17-1/2"	17-1/2"	17-1/2"	17-1/2"
Seat height	19"	19"	19"	19"
Overall Dimensions				
Width	24"	24"	47"	69"
Depth	24"	24"	24"	24"
Height	33-3/4"	33-3/4"	33-3/4"	33-3/4"

UPHOLSTERY INFORMATION

C.O.M. Fabric

For C.O.M. fabric sent to KI-High Point on multiple rolls, add an additional yard of fabric per roll to the yardage requirements. Multiple rolls have shorter pieces of fabric on them and do not allow nesting and stacking of the fabric to achieve the best yield as is done with one large roll. This results in yardage shortages and requests for additional fabric from the client, which can hold up the order. For each roll that is sent, one yard needs to be added and needs to be added to one of the rolls, not separately.

Fabric Disclaimer

Fabric will be applied as swatched by the fabric manufacturer. Fabric that is required to be applied differently than is swatched will need a Product Modification Request written specifying the direction the fabric is to be applied.

INFORMATION

Warranty

Refer to KI Terms & Conditions document or visit ki.com





Wood Finish - Core

Cherry Storm on Beech	BCX
Cinnamon on Beech	BCN
Cocoa on Beech	BCA
Eclipse Black on Beech	BEB
Florence Walnut on Beech	BFC
Kensington Maple on Maple	MMA
Monticello Maple on Beech	BMT
Natural on Beech	BNA
River Cherry on Beech	BRY

Kensington Maple requires an upcharge.



MODEL	Features	MODEL NUMBER						Approx. Packaged Weight	Delivered Pricing	Moisture Barrier add to list price
		Basic Model	Non-Contrast or Fabric Contrast 1	Fabric Contrast 2	Wood Finish	Arm Cap	Moisture Barrier			
	One Seat (Open Arm) • Non-contrast C.O.M = 1.5 yd • 1 = Back (Fabric Contrast 1) C.O.M. = 1.25 yd • 2 = Seat (Fabric Contrast 2) C.O.M. = 1 yd	Non-contrast	SOC/NC	<input type="checkbox"/> <input type="checkbox"/> <input type="checkbox"/> <input type="checkbox"/>	<input type="checkbox"/> <input type="checkbox"/> <input type="checkbox"/> <input type="checkbox"/>	<input type="checkbox"/> <input type="checkbox"/> <input type="checkbox"/> <input type="checkbox"/>	<input type="checkbox"/> <input type="checkbox"/> <input type="checkbox"/> <input type="checkbox"/>	38.00#	\$ 1897	\$ 163
		Contrast	SOC/FC	<input type="checkbox"/> <input type="checkbox"/> <input type="checkbox"/> <input type="checkbox"/>	<input type="checkbox"/> <input type="checkbox"/> <input type="checkbox"/> <input type="checkbox"/>	<input type="checkbox"/> <input type="checkbox"/> <input type="checkbox"/> <input type="checkbox"/>	<input type="checkbox"/> <input type="checkbox"/> <input type="checkbox"/> <input type="checkbox"/>	38.00#	1982	163
SOMS										
	One Seat (Closed Arm) • Non-contrast C.O.M = 2.5 yd • 1 = Back and arms (Fabric Contrast 1) C.O.M. = 2 yd • 2 = Seat (Fabric Contrast 2) C.O.M. = 1 yd	Non-contrast	SPC/NC	<input type="checkbox"/> <input type="checkbox"/> <input type="checkbox"/> <input type="checkbox"/>	<input type="checkbox"/> <input type="checkbox"/> <input type="checkbox"/> <input type="checkbox"/>	<input type="checkbox"/> <input type="checkbox"/> <input type="checkbox"/> <input type="checkbox"/>	<input type="checkbox"/> <input type="checkbox"/> <input type="checkbox"/> <input type="checkbox"/>	38.00#	\$ 2072	\$ 163
		Contrast	SPC/FC	<input type="checkbox"/> <input type="checkbox"/> <input type="checkbox"/> <input type="checkbox"/>	<input type="checkbox"/> <input type="checkbox"/> <input type="checkbox"/> <input type="checkbox"/>	<input type="checkbox"/> <input type="checkbox"/> <input type="checkbox"/> <input type="checkbox"/>	<input type="checkbox"/> <input type="checkbox"/> <input type="checkbox"/> <input type="checkbox"/>	38.00#	2157	163
SOMS										

A **B** **C** **D** **E** **F**

HOW TO ORDER

- Indicate the following information on order form:
- Quantity of each item.
 - Model number, including options. See "How To Build a Model Number".
 - Any special service required.

Note: • The indicates that a choice is required.
 • The absence of the indicates that no choice is required.
 • Alpha-numeric characters in place of indicate that no other alternatives are available.

HOW TO BUILD A MODEL NUMBER

- A** Select basic model.
- B** Select non-contrast or fabric contrast 1. Refer to ki.com/fabrics.
 - For yardage pricing, see Fabric Yardage Pricing page
- C** Select fabric contrast 2. Refer to ki.com/fabrics.
 - For yardage pricing, see Fabric Yardage Pricing page
- D** Select wood finish color. Refer to the **Product Color Options** page in this price list. For Kensington Maple add upcharge.
- E** Select armcaps.

WAC	- Wood armcaps (pair)
PAC	- Black poly; add \$210

 Upcharge for two armcaps.
- F** Select moisture barrier.

NMB - No moisture barrier
MB - Moisture barrier
 See pricing column for moisture barrier upcharge.

KENSINGTON MAPLE UPCHARGE

Kensington Maple requires extended leadtimes.

Model	
SOC/NC	\$73
SOC/FC	\$73
SOCC/NC	\$135
SOCC/FC	\$135
SOCCC/NC	\$180
SOCCC/FC	\$180
SPC/NC	\$71
SPC/FC	\$71
SPCC/NC	\$126
SPCC/FC	\$126
SPCCC/NC	\$100
SPCCC/FC	\$100

INFORMATION

C.O.M. and C.O.L. Requirements

C.O.M. yardage requirements listed above are based on plain goods 54" wide. If less than 54" wide or fabrics requiring matching (stripes, plaids, prints, large patterns), additional yardage will be needed. Consult C.O.M. matrix for additional yardage needed. For C.O.M. fabric sent to KI-High Point on multiple rolls, add an additional yard of fabric per roll to the yardage requirements.

C.O.L. Requirements

Figure 18 sq. ft. of leather (C.O.L.) for each yard shown (i.e., 4.75 x 18 = 85.5 sq ft).

Contrasting Upholstery

When contrasting fabric is chosen, price at highest in-grade.

Minimum Fabric/Leather Quantity

Minimum order for fabric is 1 yard. Minimum order for leather is 1 hide (approximately 50 sq. ft).

Construction

Frame constructed of kiln-dried lumber and laminated hardwood plywood. Exposed wood components finished with catalyzed varnish (specify finish when ordering). Tight seats and backs sprung with stretch strap webbing stapled into position. Multiple densities of polyurethane foam covered with a layer of .75 super soft foam. Seats, backs and arms are field replaceable.

Note:

For replacement components on Multiple Seating, use Guest Chair replacement parts.

SPECIAL SERVICES



Special Carton Marking

With specially marked information N/C

Shipping

Ships assembled, FOB High Point, NC 27263, freight prepaid. Freight class 175

Specifications and prices are subject to change without prior notice.

MODEL	Features	MODEL NUMBER						Approx. Packaged Weight	Delivered Pricing	Moisture Barrier add to list price
		Basic Model	Non-Contrast or Fabric Contrast 1	Fabric Contrast 2	Wood Finish	Arm Cap	Moisture Barrier			
 <p>Two Seat Unit (Open Arm)</p> <ul style="list-style-type: none"> Non-contrast C.O.M = 3 yd 1 = Back (Fabric Contrast 1) C.O.M. = 1.75 yd 2 = Seat (Fabric Contrast 2) C.O.M. = 1.5 yd 	Non-contrast	SOCC/NC	□□□□		□□□	□□□	□□□	66.00#	\$ 3253	\$ 346
	Contrast	SOCC/FC	□□□□	□□□□	□□□	□□□	□□□	66.00#	3330	346
SOMS										
 <p>Two Seat Unit (Closed Arm)</p> <ul style="list-style-type: none"> Non-contrast C.O.M = 4 yd 1 = Back and arms (Fabric Contrast 1) C.O.M. = 3 yd 2 = Seat (Fabric Contrast 2) C.O.M. = 1.5 yd 	Non-contrast	SPCC/NC	□□□□		□□□	□□□	□□□	67.00#	\$ 3765	\$ 363
	Contrast	SPCC/FC	□□□□	□□□□	□□□	□□□	□□□	67.00#	3874	363
SOMS										
			A	B	C	D	E	F		

HOW TO ORDER

- Indicate the following information on order form:
- Quantity of each item.
 - Model number, including options. See "How To Build a Model Number".
 - Any special service required.

Note: • The indicates that a choice is required.

- The absence of the indicates that no choice is required.
- Alpha-numeric characters in place of indicate that no other alternatives are available.

HOW TO BUILD A MODEL NUMBER

- A** Select basic model.
- B** Select non-contrast or fabric contrast 1. Refer to ki.com/fabrics.
- For yardage pricing, see Fabric Yardage Pricing page
- C** Select fabric contrast 2. Refer to ki.com/fabrics.
- For yardage pricing, see Fabric Yardage Pricing page
- D** Select wood finish color. Refer to the **Product Color Options** page in this price list. For Kensington Maple add upcharge.
- E** Select armcaps.
- WAC** - Wood armcaps (pair)
PAC - Black poly; add \$314
Upcharge for three armcaps.
- F** Select moisture barrier.

NMB - No moisture barrier
MB - Moisture barrier
See pricing column for moisture barrier upcharge.

KENSINGTON MAPLE UPCHARGE

Kensington Maple requires extended leadtimes.

Model	
SOC/NC	\$73
SOC/FC	\$73
SOCC/NC	\$135
SOCC/FC	\$135
SOCCC/NC	\$180
SOCCC/FC	\$180
SPC/NC	\$71
SPC/FC	\$71
SPCC/NC	\$126
SPCC/FC	\$126
SPCCC/NC	\$100
SPCCC/FC	\$100

INFORMATION**C.O.M. and C.O.L. Requirements**

C.O.M. yardage requirements listed above are based on plain goods 54" wide. If less than 54" wide or fabrics requiring matching (stripes, plaids, prints, large patterns), additional yardage will be needed. Consult C.O.M. matrix for additional yardage needed. For C.O.M. fabric sent to KI-High Point on multiple rolls, add an additional yard of fabric per roll to the yardage requirements.

C.O.L. Requirements

Figure 18 sq. ft. of leather (C.O.L.) for each yard shown (i.e., 4.75 x 18 = 85.5 sq ft).

Contrasting Upholstery

When contrasting fabric is chosen, price at highest in-grade.

Minimum Fabric/Leather Quantity

Minimum order for fabric is 1 yard. Minimum order for leather is 1 hide (approximately 50 sq. ft).

Construction

Frame constructed of kiln-dried lumber and laminated hardwood plywood. Exposed wood components finished with catalyzed varnish (specify finish when ordering). Tight seats and backs sprung with stretch strap webbing stapled into position. Multiple densities of polyurethane foam covered with a layer of .75 super soft foam. Seats, backs and arms are field replaceable.

Note:

For replacement components on Multiple Seating, use Guest Chair replacement parts.

SPECIAL SERVICES**Special Carton Marking**



With specially marked information N/C

Shipping

Ships assembled, FOB High Point, NC 27263, freight prepaid. Freight class 175

Specifications and prices are subject to change without prior notice.



MODEL	Features	MODEL NUMBER						Approx. Packaged Weight	Delivered Pricing	Moisture Barrier add to list price
		Basic Model	Non-Contrast or Fabric Contrast 1	Fabric Contrast 2	Wood Finish	Arm Cap	Moisture Barrier			
 Three Seat Unit (Open Arm) • Non-contrast C.O.M = 4.5 yd • 1 = Back (Fabric Contrast 1) C.O.M. = 2.75 yd • 2 = Seat (Fabric Contrast 2) C.O.M. = 2 yd	Non-contrast	SOCCC/NC	□□□□		□□□	□□□	□□□	95.00#	\$ 4784	\$ 547
	Contrast	SOCCC/FC	□□□□	□□□□	□□□	□□□	□□□	95.00#	4945	547
SOMS										
 Three Seat Unit (Closed Arm) • Non-contrast C.O.M = 5.75 yd • 1 = Back and arms (Fabric Contrast 1) C.O.M. = 4.5 yd • 2 = Seat (Fabric Contrast 2) C.O.M. = 2 yd	Non-contrast	SPCCC/NC	□□□□		□□□	□□□	□□□	96.00#	\$ 5192	\$ 547
	Contrast	SPCCC/FC	□□□□	□□□□	□□□	□□□	□□□	96.00#	5357	547
SOMS										

A **B** **C** **D** **E** **F**

HOW TO ORDER

- Indicate the following information on order form:
- Quantity of each item.
 - Model number, including options. See "How To Build a Model Number".
 - Any special service required.

Note: • The indicates that a choice is required.
 • The absence of the indicates that no choice is required.
 • Alpha-numeric characters in place of indicate that no other alternatives are available.

HOW TO BUILD A MODEL NUMBER

- A** Select basic model.
- B** Select non-contrast or fabric contrast 1. Refer to ki.com/fabrics.
 - For yardage pricing, see Fabric Yardage Pricing page
- C** Select fabric contrast 2. Refer to ki.com/fabrics.
 - For yardage pricing, see Fabric Yardage Pricing page
- D** Select wood finish color. Refer to the **Product Color Options** page in this price list. For Kensington Maple add upcharge.
- E** Select armcaps.

WAC	- Wood armcaps (pair)
PAC	- Black poly; add \$416

 Upcharge for four armcaps.
- F** Select moisture barrier.

NMB - No moisture barrier
MB - Moisture barrier
 See pricing column for moisture barrier upcharge.

KENSINGTON MAPLE UPCHARGE

Kensington Maple requires extended leadtimes.

Model	
SOC/NC	\$73
SOC/FC	\$73
SOCC/NC	\$135
SOCC/FC	\$135
SOCCC/NC	\$180
SOCCC/FC	\$180
SPC/NC	\$71
SPC/FC	\$71
SPCC/NC	\$126
SPCC/FC	\$126
SPCCC/NC	\$100
SPCCC/FC	\$100

INFORMATION

C.O.M. and C.O.L. Requirements

C.O.M. yardage requirements listed above are based on plain goods 54" wide. If less than 54" wide or fabrics requiring matching (stripes, plaids, prints, large patterns), additional yardage will be needed. Consult C.O.M. matrix for additional yardage needed. For C.O.M. fabric sent to KI-High Point on multiple rolls, add an additional yard of fabric per roll to the yardage requirements.

C.O.L. Requirements

Figure 18 sq. ft. of leather (C.O.L.) for each yard shown (i.e., 4.75 x 18 = 85.5 sq ft).

Contrasting Upholstery

When contrasting fabric is chosen, price at highest in-grade.

Minimum Fabric/Leather Quantity

Minimum order for fabric is 1 yard. Minimum order for leather is 1 hide (approximately 50 sq. ft).

Construction

Frame constructed of kiln-dried lumber and laminated hardwood plywood. Exposed wood components finished with catalyzed varnish (specify finish when ordering). Tight seats and backs sprung with stretch strap webbing stapled into position. Multiple densities of polyurethane foam covered with a layer of .75 super soft foam. Seats, backs and arms are field replaceable.

Note:

For replacement components on Multiple Seating, use Guest Chair replacement parts.

SPECIAL SERVICES

Special Carton Marking

With specially marked information N/C

Shipping

Ships assembled, FOB High Point, NC 27263, freight prepaid. Freight class 175

Specifications and prices are subject to change without prior notice.



MODEL	MODEL NUMBER					Approx. Packaged Weight	Delivered Pricing	Moisture Barrier add to list price	
	Basic Model	Non-Contrast or Fabric Contrast 1	Wood Finish	Arm Cap	Moisture Barrier				
SORP	Chair Replacement Back • Non-contrast C.O.M = 1.25 yd	SMS-BK	□□□			□□□	0.00#	\$ 784	\$ 173
SORP	Chair Replacement Seat • Non-contrast C.O.M = 1 yd	SMS-ST	□□□			□□□	0.00#	\$ 838	\$ 166
SORP	Chair Replacement Arm (Open Arm) • Includes wood armcap	SMS-OA/LF		□□□□□	WAC		0.00#	\$ 490	N/A
		SMS-OA/RF		□□□□□	WAC		0.00#	490	N/A
SORP	Chair Replacement Arm (Closed Arm) • Non-contrast C.O.M = 1 yd • Includes wood armcap	SMS-CA/LF	□□□	□□□□□	WAC	□□□	0.00#	\$ 735	\$ 110
		SMS-CA/RF	□□□	□□□□□	WAC	□□□	0.00#	735	110
SORP	Chair Replacement Arm (Armless) • Non-contrast C.O.M = 1.75 yd	SMS-AL	□□□	□□□□□		□□□	0.00#	\$ 721	\$ 116
SORP	Chair Replacement Armcaps, Wood • Set of 2	SMS-AC		□□□□□			0.00#	\$ 400	N/A

A

B

C

D

E

HOW TO ORDER

Indicate the following information on order form:

- Quantity of each item.
- Model number, including options. See "How To Build a Model Number".
- Any special service required.

Note: • The □ indicates that a choice is required.

- The absence of the □ indicates that no choice is required.
- Alpha-numeric characters in place of □ indicate that no other alternatives are available.

HOW TO BUILD A MODEL NUMBER

- A** Select basic model.
- B** Select non-contrast or fabric contrast 1. Refer to ki.com/fabrics.
• For yardage pricing, see Fabric Yardage Pricing page
- C** Select wood finish color. Refer to the **Product Color Options** page in this price list.
- D** Select armcaps.
WAC - Wood armcaps (pair)
Upcharge for two armcaps.
- E** Select moisture barrier.
NMB - No moisture barrier
MB - Moisture barrier
See pricing column for moisture barrier upcharge.

KENSINGTON MAPLE UPCHARGE

Kensington Maple requires extended leadtimes.

Model	
SMS-OA	\$135
SMS-AC	\$180

UPHOLSTERY INFORMATION**C.O.M. Requirements**

C.O.M. yardage requirements listed above are based on plain goods 54" wide. If less than 54" wide or fabrics requiring matching (stripes, plaids, prints, large patterns), additional yardage will be needed. Consult C.O.M. matrix for additional yardage needed. For C.O.M. fabric sent to KI-High Point on multiple rolls, add an additional yard of fabric per roll to the yardage requirements.

C.O.L. Requirements

Figure 18 sq. ft. of leather (C.O.L.) for each yard shown (i.e. 4.75 x 18 = 85.5 sq. ft).

Contrasting Upholstery

When contrasting fabric is chosen, price at highest in-grade.

Minimum Fabric/Leather Quantity

Minimum order for fabric is 1 yard. Minimum order for leather is 1 hide (approximately 50 sq. ft).

Construction

Frames are constructed of kiln-dried lumber and laminated hardwood plywood. Express wood components finished with catalyzed varnish (specify finish when ordering). Tight seats and backs sprung with stretch strap webbing stapled into position. Multiple densities of polyurethane foam covered with a layer of .75 super soft foam. Seats, backs and arms are field-replaceable.

SPECIAL SERVICES**Special Carton Marking**

With specially marked information N/C

Shipping

Ships assembled, FOB High Point, NC 27263, freight prepaid. Freight class 175

Specifications and prices are subject to change without prior notice.



Soltice® (Contemporary)

Dimensions

Overall width 24"

Overall depth 24"

Overall height 22"

FINISH INFORMATION**Color Match**

KI offers the additional option of color matching paint, polypropylene, or wood stain through Product Modification Requests. Contact Customer Service for details.

INFORMATION**Warranty**

Refer to KI Terms & Conditions document or visit ki.com

**Wood Finish - Core**

Cherry Storm on Beech
 Cinnamon on Beech
 Cocoa on Beech
 Eclipse Black on Beech
 Florence Walnut on Beech
 Kensington Maple on Maple
 Monticello Maple on Beech
 Natural on Beech
 River Cherry on Beech

Surface Finish--Grade 1 Standard Laminate

BCX	Beigewood	LBZ
BCN	Belair	LBQ
BCA	Biltmore Cherry	LBT
BEB	Black	LBK
BFC	Brighton Walnut	LBW
MMA	Castle Oak	LCO
BMT	Cherry Storm	LCX
BNA	Classic Linen	LCI
BRY	Cocobala	LCC
	Crisp Linen	LRI
	Designer White	LDR
	Dove Grey	LDG
	Florence Walnut	LFC
	Friston Ash	LFH
	Frosty White	LFW
	Graphite Nebula	LGN
	Grey	LGE
	High Rise	LHE
	Hollyberry	LHY
	Island	LID
	Italian Silver Ash	LIT
	Kensington Maple	LKM
	Lapis Blue	LLB
	Monticello Maple	LMT
	North Sea	LNA
	Ocean	LON
	Pinnacle Walnut	LPW
	River Cherry	LRV
	Shadow Zephyr	LSR
	Sterling Ash	LAZ
	Titanium Evolv	LTV
	White Nebula	LWL
	White Sand	LWN
	Windsor Mahogany	LWY

Surface Finish--Grade 2 Standard Laminate

	Akira	LAK
	Black Alicante	LBV
	Black Hills Oak	LBH
	Calcutta Marble	LCQ
	Dering Forest	LDF
	Fawn Cypress	LFQ
	Ice Mist	LIM
	Markerboard White	LMK
	Valley Forge Elm	LVF
	White River Forest	LWR

Surface Finish--Grade 3 Standard Laminate

	Black Velvet	LBV
	Cumberland Walnut	LCJ
	Designer White Velvet	LDE
	Hartley Walnut	LHW
	Nile Velvet	LNL
	Raleigh Walnut	LRW
	Solano Walnut	LSG
	Spruce Velvet	LSC





Finish Cards

View color swatches for items listed within this document.

Paints**Wood/Veneer****Molded Edges****Hard Plastics****Plastics/Poly****Laminates****Edge Styles****Glass**

Certain options referenced may not be available on GSA Schedule.



	MODEL	Features	D x W	MODEL NUMBER		Approx. Packaged Weight	Delivered Pricing
				Basic Model	Wood Finish		
	Rectangular End Table - Wood Veneer Top	18" Table Height	20 x 24"	8503	<input type="checkbox"/> <input type="checkbox"/> <input type="checkbox"/>	40.00#	\$ 1634
SLFS							
	Rectangular End Table - Wood Veneer Top	22" Table Height	20 x 24"	8504	<input type="checkbox"/> <input type="checkbox"/> <input type="checkbox"/>	40.00#	\$ 1634
SLFS							
	Square Lamp Table - Wood Veneer Top	22" Table Height	24 x 24"	8502	<input type="checkbox"/> <input type="checkbox"/> <input type="checkbox"/>	40.00#	\$ 1709
SLFS							
	Rectangular Coffee Table - Wood Veneer Top	18" Table Height	24 x 42"	8501	<input type="checkbox"/> <input type="checkbox"/> <input type="checkbox"/>	50.00#	\$ 2021
SLFS							

A **B**

HOW TO ORDER

- Indicate the following information on order form:
- Quantity of each item.
 - Model number, including options. See "How To Build a Model Number".
 - Any special service required.

- Note:
- The indicates that a choice is required.
 - The absence of the indicates that no choice is required.
 - Alpha-numeric characters in place of indicate that no other alternatives are available.

HOW TO BUILD A MODEL NUMBER

- A** Select basic model.
- B** Select wood finish color. Refer to the **Product Color Options** page in this price list. For Kensington Maple add upcharge.

KENSINGTON MAPLE UPCHARGE

Kensington Maple requires extended leadtimes.

Model	Upcharge
8501	\$204
8502	\$170
8503	\$151
8504	\$170
8505	\$185
8506	\$151
8507	\$142
8508	\$151

INFORMATION

Construction
Wood base of solid Beech hardwood with top of wood veneers, or solid wood edge with plastic laminate top.

SPECIAL SERVICES

Special Carton Marking





With specially marked information N/C

Shipping

Ships **assembled, FOB High Point, NC 27263, freight prepaid.** Freight class 175

Specifications and prices are subject to change without prior notice.



	MODEL	Features	D x W	MODEL NUMBER		Approx. Packaged Weight	Delivered Pricing	Laminate Grade 2 add to list price	Laminate Grade 3 add to list price
				Basic Model	Laminate Color				
	Rectangular End Table - Laminate Top	18" Table Height	20 x 24"	8507	<input type="checkbox"/> <input type="checkbox"/>	40.00#	\$ 1503	\$ 19	\$ 120
SLFS									
	Rectangular End Table - Laminate Top	22" Table Height	20 x 24"	8508	<input type="checkbox"/> <input type="checkbox"/>	40.00#	\$ 1503	\$ 19	\$ 120
SLFS									
	Square Lamp Table - Laminate Top	22" Table Height	24 x 24"	8506	<input type="checkbox"/> <input type="checkbox"/>	40.00#	\$ 1541	\$ 19	\$ 120
SLFS									
	Rectangular Coffee Table - Laminate Top	18" Table Height	24 x 42"	8505	<input type="checkbox"/> <input type="checkbox"/>	50.00#	\$ 1830	\$ 19	\$ 120
SLFS									

A **B**

HOW TO ORDER

- Indicate the following information on order form:
- Quantity of each item.
 - Model number, including options. See "How To Build a Model Number".
 - Any special service required.

- Note:
- The indicates that a choice is required.
 - The absence of the indicates that no choice is required.
 - Alpha-numeric characters in place of indicate that no other alternatives are available.

HOW TO BUILD A MODEL NUMBER

- A** Select basic model.
- B** Select laminate color. Refer to the **Product Color Options** page in this price list.

KENSINGTON MAPLE UPCHARGE

Kensington Maple requires extended leadtimes.

Model	Upcharge
8501	\$204
8502	\$170
8503	\$151
8504	\$170
8505	\$185
8506	\$151
8507	\$142
8508	\$151

INFORMATION

Construction
Wood base of solid Beech hardwood with top of wood veneers, or solid wood edge with plastic laminate top.

FINISH INFORMATION

ADDITIONAL LAMINATE OFFERING

KI offers laminates beyond those offered in the standard offering. Laminates that are currently available in the program can be viewed in KI product specification tools. Requests to add laminates to the program can be submitted via the product modification request process. Please note, requests to add laminates to the program must include the laminate manufacturers name, color/pattern number, and finish code. Edge options are limited to standard edge colors. If a matching edge is required, this will need to be requested thru the product modification request process and may be subject to additional costs. Due to varying manufacturing processes and quality issues with some laminates, some requests may be denied. Extended lead times and minimum order quantities may apply on orders containing special laminates. Contact the product modification team for questions or additional information regarding special laminates and pricing.

SPECIAL SERVICES

Special Carton Marking

With specially marked information N/C

Shipping
Ships assembled, FOB High Point, NC 27263, freight prepaid. Freight class 175

Specifications and prices are subject to change without prior notice.



1330 BELLEVUE STREET
GREEN BAY, WI 54302
800.424.2432 / KI.COM

KI is a trusted expert for furniture and wall systems around the globe.
USA | CANADA | MEXICO | UK | EUROPE | ASIA | MIDDLE EAST
© 2023 Krueger International, Inc. All Rights Reserved.