



UNIFRAME[®] CAFETERIA TABLES & CONVERTIBLE BENCH

PRICE LIST

EFFECTIVE MARCH 31, 2026
800.424.243

Contents

Refer to KI Terms & Conditions document or visit ki.com.



Contents

Refer to KI Terms & Conditions document or visit ki.com.

Uniframe® Tables	
Product Color Options	3
Uniframe® Rectangular Tables with Seating	
General Information	4
Uniframe® Rectangular Tables with Seating (Freight Excluded)	
Rectangular Table with Benches	6
Rectangular Table with Split Benches	7
Rectangular Table with Stool Seats	8
Uniframe® Rectangular Tables with Seating (Delivered)	
Rectangular Table with Benches	10
Rectangular Table with Split Benches	11
Rectangular Table with Stool Seats	12
Uniframe® Round Tables with Seating	
General Information	14
Uniframe® Round Tables with Seating (Freight Excluded)	
Round Table with Split Benches	16
Round Table with Stool Seats	17
Uniframe® Round Tables with Seating (Delivered)	
Round Table with Split Benches	19
Round Table with Stool Seats	20
Uniframe® Tables without Seating	
General Information	22
Uniframe® Tables without Seating (Freight Excluded)	
Rectangular Table	24
Round Table	25
Oval Table	26
Square Table	27
Hexagonal Table	28
Octagonal Table	29
Round Stand-up Height Table	30
Uniframe® Tables without Seating (Delivered)	
Rectangular Table	31
Round Table	32
Oval Table	33
Square Table	34
Hexagonal Table	35
Octagonal Table	36
Round Stand-up Height Table	37
Uniframe® Wheelchair Accessible Tables with Seating	
General Information	38
Uniframe® Wheelchair Accessible Tables with Seating (Freight Excluded)	
Rectangular Table with Benches	39
Rectangular Table with Stool Seats	40
Uniframe® Wheelchair Accessible Tables with Seating (Delivered)	
Rectangular Table with Benches	42
Rectangular Table with Stool Seats	43
Uniframe® Wheelchair Accessible Tables without Seating	
General Information	45
Uniframe® Wheelchair Accessible Tables without Seating (Freight Excluded)	
Rectangular Table	46
Round Table	47
Oval Table	48
Square Table	49
Hexagonal Table	50
Octagonal Table	51
Uniframe® Wheelchair Accessible Tables without Seating (Delivered)	
Rectangular Table	52
Round Table	53
Oval Table	54
Square Table	55

Hexagonal Table	56
Octagonal Table	57
Uniframe® Convertible Bench	
General Information	58
Product Color Options	59
Uniframe® Convertible Bench (Freight Excluded)	60
Uniframe® Convertible Bench (Delivered)	61



Surface Finish--Grade 1 Standard Laminate

Beigewood
Belair
Biltmore Cherry
Black
Brighton Walnut
Castle Oak
Cherry Storm
Classic Linen
Cocobala
Crisp Linen
Designer White
Dove Grey
Florence Walnut
Friston Ash
Frosty White
Graphite Nebula
Grey
High Rise
Hollyberry
Island
Italian Silver Ash
Kensington Maple
Lapis Blue
Monticello Maple
North Sea
Ocean
Pinnacle Walnut
River Cherry
Shadow Zephyr
Sterling Ash
Titanium Evolv
White Nebula
White Sand
Windsor Mahogany

Surface Finish--Grade 2 Standard Laminate

Akira
Black Alicante
Black Hills Oak
Calcutta Marble
Dering Forest
Fawn Cypress
Ice Mist
Markerboard White
Valley Forge Elm
White River Forest

Bench Surface Finish--Laminate

Beigewood
Belair
Biltmore Cherry
Black
Brighton Walnut
BLBW
Castle Oak
Cherry Storm
Classic Linen

Cocobala
Crisp Linen
Designer White
Dove Grey
Florence Walnut
Friston Ash
Frosty White
Graphite Nebula
Grey
High Rise
Hollyberry
Island
Italian Silver Ash
Kensington Maple
BLKM
Lapis Blue
Monticello Maple
North Sea
Ocean
Pinnacle Walnut
River Cherry
Shadow Zephyr
Sterling Ash
Titanium Evolv
White Nebula
White Sand
BLWN
Windsor Mahogany
BLWY

Stool Color - Polypropylene (PY)

Black
Blue Grey
Cayenne
Cool Grey
Earthen Clay
Everglade Shade
Hazy Jade
Honey Bee
Light Tone
Mardi Gras
Misty Brown
Nemo
Nordic
Purple Haze
Rainforest
Raw Jasper
Rubber Ducky
Sand
Surf's Up
Tarragon
Twilight Shadow
Ultra Blue
Zesty Lime

Stool Color - Thermoset Hard Plastic (CX)

Black

BLCC	Blue
BLRI	Light Grey
BLDR	Navy Blue
BLDG	
BLFC	Frame Color
BLFH	Black
BLFW	Blue Grey
BLGN	Bronze Metallic
BLGE	Cayenne
BLHE	Champagne Metallic
BLHY	Chrome
BLID	Cool Grey
BLIT	Cottonwood
	Earthen Clay
	Espresso Metallic
	Everglade Shade
BLLB	Flannel
BLMT	Glitz Metallic
BLNA	Hazy Jade
BLON	Honey Bee
	Light Tone
	Mardi Gras
BLRY	Misty Brown
BLSR	Nemo
BLAZ	Nordic
BLTV	Purple Haze
BLWL	Rainforest
	Raw Jasper
	Rubber Ducky
	Sand
	Starlight Silver Metallic
	Surf's Up
PBL	Tarragon
PGR	Twilight Shadow
PCY	Ultra Blue
PCG	Warm Grey
PEY	Zesty Lime
PEV	
PHJ	Edge Color for BN Edge
PHY	Black
PLG	Edge Color for 73P Edge
PMG	Akira
PMY	Beigewood
PNE	Belair
PND	Biltmore Cherry
PPH	Black
PRQ	Black Hills Oak
PRJ	Blue Grey
PRK	Brighton Walnut
PSA	Castle Oak
PSP	Cayenne
PTQ	Cherry Storm
PTI	Cool Grey
PUB	Cumberland Walnut
PZL	Dering Forest
	Designer White
	Everglade Shade
CK	

CB	Flannel
CL	Florence Walnut
CN	Friston Ash
	Frosty White
	Hartley Walnut
BL	Hazy Jade
GR	Italian Silver Ash
ZM	Kensington Maple
CY	Light Tone
CM	Mardi Gras
CH	Misty Brown
CG	Monticello Maple
CO	Nemo
EY	Nordic
EX	Pinnacle Walnut
EV	Poppy Red
FN	Rainforest
GZ	Raleigh Walnut
HJ	River Cherry
HY	Rubber Ducky
LG	Sand
MG	Sky Blue
MY	Sterling Ash
NE	Surf's Up
ND	Tarragon
PH	Twilight Shadow
RQ	Ultra Blue
RJ	Valley Forge Elm
RK	Warm Grey
SA	White River Forest
SX	Windsor Mahogany
SP	Zesty Lime
TQ	
TI	Edge Color for PR Edge
UB	Black
WG	
ZL	

EBL	
EAK	
EBZ	
EBQ	
EBT	
EBL	
EBH	
EGR	
EBW	
ECO	
ECY	
ECX	
ECG	
ECJ	
EDF	
EDR	
EEV	

Finish Cards

View color swatches for items listed within this document.

- [Paints](#)
- [Wood/Veneer](#)
- [Molded Edges](#)
- [Hard Plastics](#)
- [Plastics/Poly](#)
- [Laminates](#)
- [Edge Styles](#)
- [Glass](#)

Certain options referenced may not be available on GSA Schedule.

Uniframe® Rectangular Tables with Seating

General Information



Uniframe® Rectangular Tables with Seating

General Information



Rectangular Tables with Benches
(UF12BE)



Rectangular Tables with Split Benches
(UF12SB)



Rectangular Tables with Stool Seats
(UF128)

Features

Solid core top	•	•
High-pressure laminate surface	•	•
Bullnose edge	•	•
73P edge	•	•
Perfect edge	•	•
27" height	•	•
29" height	•	•

Features


Solid core top	•
High-pressure laminate surface	•
Bullnose edge	•
73P edge	•
Perfect edge	•
27" height	•
29" height	•



Bullnose Edge



73P Edge



Perfect Edge

Seating Capacity:

Model	Max. Child Capacity	Rec. Child Capacity	Max. Adult Capacity	Rec. Adult Capacity
UF12BE	20	16	16	12
UF10BE	16	12	12	8
UF08BE	12	12	8	8
UF12SB	16	16	16	8
UF128	16	16	16	16
UF126	12	12	12	12
UF106	12	12	12	12
UF084	8	8	8	8

SPECIFICATIONS

Lift Mechanism

Tables fold and open in one fluid motion, assisted by a combination of pneumatic cylinders and a torsional energy storage system. This combination ensures safety and ease of use through a controlled, effortless operation. Table stays in a teepee position for easy handling. Torsion-bar-only assists or spring assists are not to be used.

Tops and Benches

Table tops and benches are of solid core warp-resistant construction. Center core is 5/8" thick 45# high-density particleboard. A .040 high-pressure laminate face is used for the top surface with a balanced high pressure laminate backer for the bottom surface. Table tops and benches are attached to the table frame with deep thread screws; expansion rivets are not to be used. Corners have a 1-1/2" radius.

Benches

Bench supports are robotically welded steel construction of 14-gauge tubular frame steel

with 6" square, heavy-duty 11-gauge steel plates welded to uprights. Benches are secured to steel plates with deep thread screws. Each split bench requires two plates. Full benches for 8' tables require two plates; full benches for 10' and 12' tables require three plates. No field assembly required.

Stools

Stool supports are robotically welded steel construction consisting of a 14-gauge tubular frame with 6" square, heavy-duty 11-gauge steel plates welded to uprights. Poly stools are attached to the steel plate with deep thread screws. Thermoset hard plastic stools are attached with carriage bolts. No field assembly required.

Stools are one of the following:

A. Poly: High-impact polypropylene stools of heavy-duty construction with ribs to reinforce points of stress. Edges are rolled for comfort and strength. Front is textured and color permeates stool. White marks may occur on the stool top at attachment points but do not alter the structural integrity of the table or stool. Stool is

13" diameter.

B. Thermoset Hard Plastic: Highly durable thermoset hard plastic stool seats of molded melamine and wood flour mixture are available. Seats are scratch resistant with color permeating through seat. Stool is 13" diameter.

Edges

Table top and bench edges are finished in one of the following:

A. Bullnose edge: (Flat vinyl T-edge) Edges are banded with an abrasion-resistant vinyl bullnose molding. The barbed "T" design is inserted into a routed groove in the solid particleboard top and held in place with nails driven from the underside, spaced approximately 8-10" apart.
B. 73P Edge: Edges are banded with a 2mm flat polypropylene edge banding that is chemically bonded to the table or bench core.
C. Perfect Edge: Made of 1/4" thick by 3/4" high cast black polyurethane. The Perfect Edge is mechanically and chemically bonded to the table core and chemically bonded to the laminate surface

edge, providing a superior, permanently sealed barrier to moisture, dirt and bacteria penetration.

Frames

Table frames are fabricated using a welded unitized construction, integrating all structural steel members into a self-supporting unit. The table top support apron is 11-gauge channel steel, pierced to securely anchor the tops. End leg and center leg assemblies are robotically wire-welded. Horizontal and vertical tubing is 1-1/4" o.d. 14-gauge steel. Hinge plates are 7-gauge steel. Stretcher bars are 3/4" x 1-1/2" 14-gauge oval steel tubing. All legs operate from the unitized frame, not the table top.

Frame Finish

Frame finish is one of the following:

A. Powder-Coated Finish: Epoxy powder coating is electrostatically applied. The dry coating is fused and cured in a baking oven to form a smooth, continuous film. Finish is chemical-resistant, hard, tough and chip/mar-resistant. Standard finish is black.

B. Chrome Finish: Bright and semi-bright duplex nickel chrome is applied to the frame in a twenty-two step process, creating a superior surface finish that is extremely resistant to staining, scuffing, scratching and corrosion.

Locks

Gravity lock constructed of 3/8" solid steel rods engages automatically into slots in apron hinge, eliminating the possibility of folding unexpectedly. KI's exclusive storage lock is gravity operated for automatic engagement and semi-concealed to prevent accidental release. Release of gravity and storage locks is possible from either side of the table.

Glides

For increased surface area and durability, non-marring 1.25" x 12" glides made of nylon plastic material are standard. Set of eight per table.

Casters

Large 4" diameter heavy-duty hard rubber swivel

casters provide easy and safe maneuverability. When the table is in use, casters lift off the floor to prevent table from rolling. To avoid tripping hazards, casters do not extend beyond the outer edge of the table top when in the open position. Tamper-resistant caster covers are used to prevent the trapping of dirt, dust or food. Casters are self-lubricating.

General

Tables ship fully assembled. Tables are listed to applicable UL standards and requirements by Underwriters Laboratories, Inc.

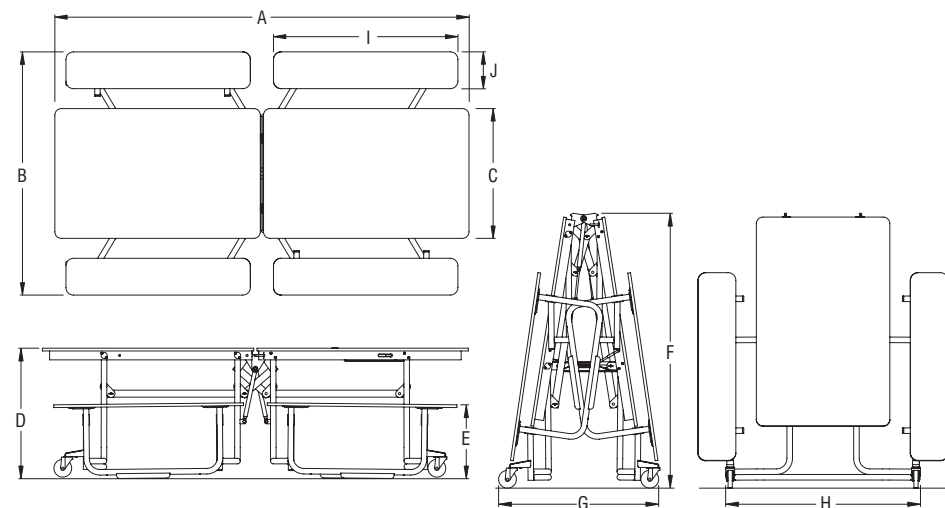
INFORMATION

Warranty

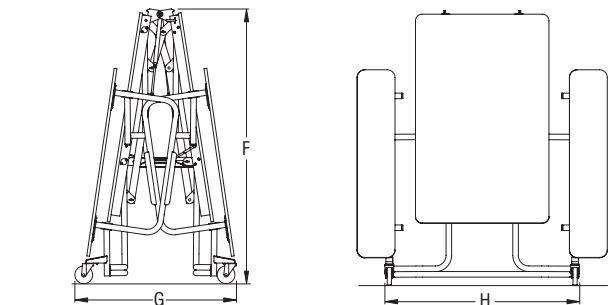
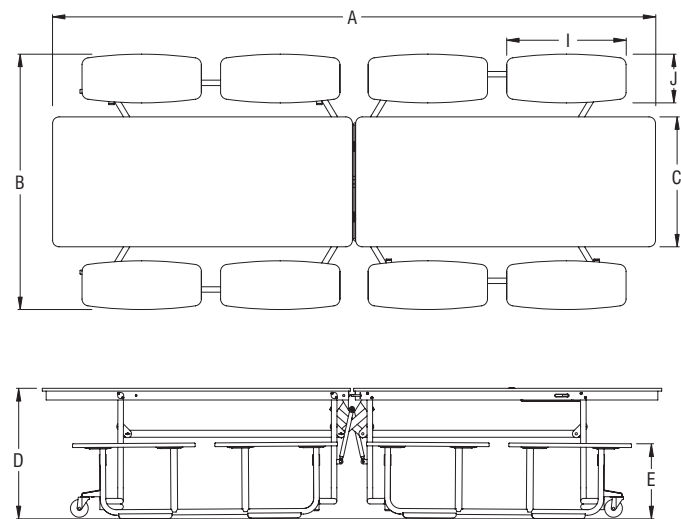
Refer to KI Terms & Conditions document or visit ki.com



DIMENSIONS-Rectangular Tables with Benches



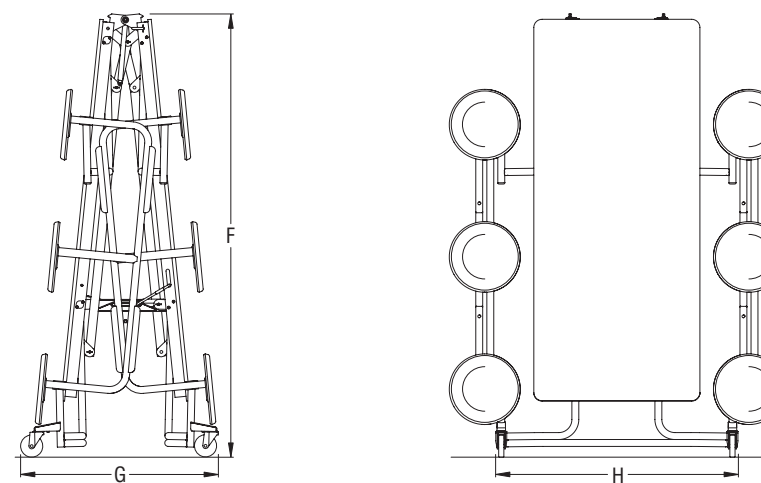
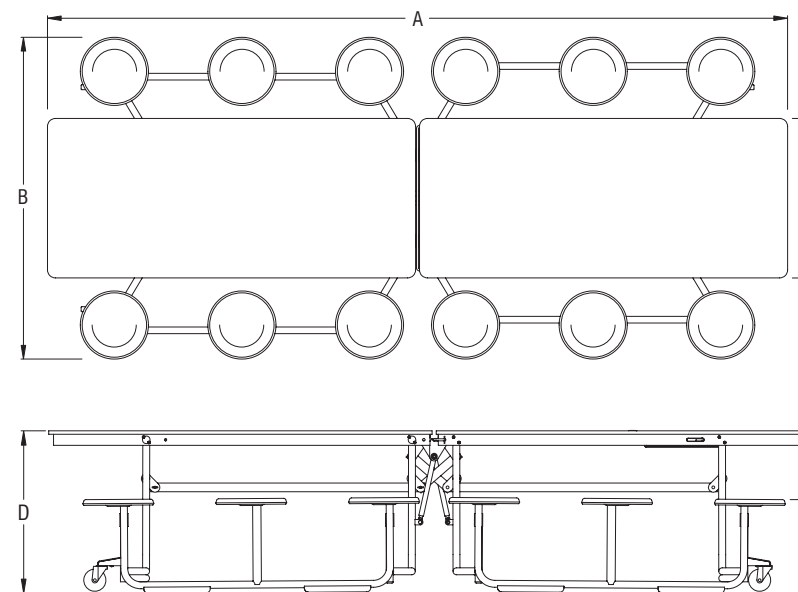
Model UF/BE



Model UF/SB

Model #	A	B	C	D	E	F	G	H	I	J
UF12/SB/29	139.5"	59.5"	30.0"	29.5"	16.9"	79.75"	33.5"	41.75"	27.56"	11.25"
UF12/SB/27	139.5"	59.0"	30.0"	27.5"	16.9"	77.75"	33.5"	41.75"	27.56"	11.25"
UF12/BE/29	139.5"	56.5"	30.0"	29.5"	16.9"	79.75"	33.5"	41.75"	62.75"	8.5"
UF12/BE/27	139.5"	56.5"	30.0"	27.5"	16.9"	77.75"	33.5"	41.75"	62.75"	8.5"
UF10/BE/29	120.0"	56.5"	30.0"	29.5"	16.9"	71.75"	33.5"	41.75"	53.88"	8.5"
UF10/BE/27	120.0"	56.5"	30.0"	27.5"	16.9"	69.75"	33.5"	41.75"	53.88"	8.5"
UF08/BE/29	96.0"	56.5"	30.0"	29.5"	16.9"	61.75"	33.5"	41.75"	42.63"	8.5"
UF08/BE/27	96.0"	56.5"	30.0"	27.5"	16.9"	59.75"	33.5"	41.75"	42.63"	8.5"

DIMENSIONS-Rectangular Tables with stools



Model #	A	B	C	D	E	F	G	H
UF12/8/29	139.5"	56.5"	30.0"	29.4"	16.8"	79.75"	33.8"	41.75"
UF12/8/27	139.5"	56.5"	30.0"	27.4"	16.8"	77.75"	33.8"	41.75"
UF12/6/29	139.5"	56.5"	30.0"	29.4"	16.8"	79.75"	33.8"	41.75"
UF12/6/27	139.5"	56.5"	30.0"	27.4"	16.8"	77.75"	33.8"	41.75"
UF10/6/29	120.0"	56.5"	30.0"	29.4"	16.8"	71.75"	33.8"	41.75"
UF10/6/27	120.0"	56.5"	30.0"	27.4"	16.8"	69.75"	33.8"	41.75"
UF08/4/29	96.0"	56.5"	30.0"	29.4"	16.8"	61.75"	33.8"	41.75"
UF08/4/27	96.0"	56.5"	30.0"	27.4"	16.8"	59.75"	33.8"	41.75"

Uniframe® Rectangular Tables with Seating (Freight Excluded)

Rectangular Table with Benches



Uniframe® Rectangular Tables with Seating (Freight Excluded)

Rectangular Table with Benches

MODEL	D x W	MODEL NUMBER							Approx. Packaged Weight	Flat Vinyl T-Edge (BN)	3/4" 73P Edge (73P)	Perfect Edge (PR)	Chrome Upcharge add to list price	Laminate Grade 2 add to list price
		Basic Model	Edge Style	Height	Surface Finish	Surface Edge Color	Bench Surface	Frame Color						
Rectangular Table with Benches • Available in 8', 10' and 12' models • Unitized all-steel frames provide superior stability and durability • KI's exclusive combination pneumatic lift assist and torsional energy storage system results in a controlled, effortless folding. Also holds tables in a teepee position for easy cleaning • Storage lock standard for added safety • Gravity lock stabilizes tables in the open position and eliminates possibility of tables folding unexpectedly • Listed to applicable UL standards and requirements by Underwriters Laboratories, Inc • Dimensions include overall depth and width of table and seating	56-1/2 x 96"	UF08BE	<input type="checkbox"/>	<input type="checkbox"/>	<input type="checkbox"/>	<input type="checkbox"/>	<input type="checkbox"/>	295.00#	\$ 2492	\$ 2825	\$ 2975	\$ 201	\$ 105	
	56-1/2 x 120"	UF10BE	<input type="checkbox"/>	<input type="checkbox"/>	<input type="checkbox"/>	<input type="checkbox"/>	<input type="checkbox"/>	341.00#	2705	2922	3268	204	105	
	56-1/2 x 139-1/2"	UF12BE	<input type="checkbox"/>	<input type="checkbox"/>	<input type="checkbox"/>	<input type="checkbox"/>	<input type="checkbox"/>	371.00#	2760	3107	3381	197	105	
			<input type="checkbox"/>	<input type="checkbox"/>	<input type="checkbox"/>	<input type="checkbox"/>	<input type="checkbox"/>							
			<input type="checkbox"/>	<input type="checkbox"/>	<input type="checkbox"/>	<input type="checkbox"/>	<input type="checkbox"/>							
			<input type="checkbox"/>	<input type="checkbox"/>	<input type="checkbox"/>	<input type="checkbox"/>	<input type="checkbox"/>							
			<input type="checkbox"/>	<input type="checkbox"/>	<input type="checkbox"/>	<input type="checkbox"/>	<input type="checkbox"/>							
			<input type="checkbox"/>	<input type="checkbox"/>	<input type="checkbox"/>	<input type="checkbox"/>	<input type="checkbox"/>							
			<input type="checkbox"/>	<input type="checkbox"/>	<input type="checkbox"/>	<input type="checkbox"/>	<input type="checkbox"/>							
			<input type="checkbox"/>	<input type="checkbox"/>	<input type="checkbox"/>	<input type="checkbox"/>	<input type="checkbox"/>							
			<input type="checkbox"/>	<input type="checkbox"/>	<input type="checkbox"/>	<input type="checkbox"/>	<input type="checkbox"/>							
			<input type="checkbox"/>	<input type="checkbox"/>	<input type="checkbox"/>	<input type="checkbox"/>	<input type="checkbox"/>							
			<input type="checkbox"/>	<input type="checkbox"/>	<input type="checkbox"/>	<input type="checkbox"/>	<input type="checkbox"/>							
			<input type="checkbox"/>	<input type="checkbox"/>	<input type="checkbox"/>	<input type="checkbox"/>	<input type="checkbox"/>							
			<input type="checkbox"/>	<input type="checkbox"/>	<input type="checkbox"/>	<input type="checkbox"/>	<input type="checkbox"/>							
			<input type="checkbox"/>	<input type="checkbox"/>	<input type="checkbox"/>	<input type="checkbox"/>	<input type="checkbox"/>							
			<input type="checkbox"/>	<input type="checkbox"/>	<input type="checkbox"/>	<input type="checkbox"/>	<input type="checkbox"/>							
			<input type="checkbox"/>	<input type="checkbox"/>	<input type="checkbox"/>	<input type="checkbox"/>	<input type="checkbox"/>							
			<input type="checkbox"/>	<input type="checkbox"/>	<input type="checkbox"/>	<input type="checkbox"/>	<input type="checkbox"/>							
			<input type="checkbox"/>	<input type="checkbox"/>	<input type="checkbox"/>	<input type="checkbox"/>	<input type="checkbox"/>							
			<input type="checkbox"/>	<input type="checkbox"/>	<input type="checkbox"/>	<input type="checkbox"/>	<input type="checkbox"/>							
			<input type="checkbox"/>	<input type="checkbox"/>	<input type="checkbox"/>	<input type="checkbox"/>	<input type="checkbox"/>							
			<input type="checkbox"/>	<input type="checkbox"/>	<input type="checkbox"/>	<input type="checkbox"/>	<input type="checkbox"/>							
			<input type="checkbox"/>	<input type="checkbox"/>	<input type="checkbox"/>	<input type="checkbox"/>	<input type="checkbox"/>							
			<input type="checkbox"/>	<input type="checkbox"/>	<input type="checkbox"/>	<input type="checkbox"/>	<input type="checkbox"/>							
			<input type="checkbox"/>	<input type="checkbox"/>	<input type="checkbox"/>	<input type="checkbox"/>	<input type="checkbox"/>							
			<input type="checkbox"/>	<input type="checkbox"/>	<input type="checkbox"/>	<input type="checkbox"/>	<input type="checkbox"/>							
			<input type="checkbox"/>	<input type="checkbox"/>	<input type="checkbox"/>	<input type="checkbox"/>	<input type="checkbox"/>							
			<input type="checkbox"/>	<input type="checkbox"/>	<input type="checkbox"/>	<input type="checkbox"/>	<input type="checkbox"/>							
			<input type="checkbox"/>	<input type="checkbox"/>	<input type="checkbox"/>	<input type="checkbox"/>	<input type="checkbox"/>							
			<input type="checkbox"/>	<input type="checkbox"/>	<input type="checkbox"/>	<input type="checkbox"/>	<input type="checkbox"/>							
			<input type="checkbox"/>	<input type="checkbox"/>	<input type="checkbox"/>	<input type="checkbox"/>	<input type="checkbox"/>							
			<input type="checkbox"/>	<input type="checkbox"/>	<input type="checkbox"/>	<input type="checkbox"/>	<input type="checkbox"/>							
			<input type="checkbox"/>	<input type="checkbox"/>	<input type="checkbox"/>	<input type="checkbox"/>	<input type="checkbox"/>							
			<input type="checkbox"/>	<input type="checkbox"/>	<input type="checkbox"/>	<input type="checkbox"/>	<input type="checkbox"/>							
			<input type="checkbox"/>	<input type="checkbox"/>	<input type="checkbox"/>	<input type="checkbox"/>	<input type="checkbox"/>							
			<input type="checkbox"/>	<input type="checkbox"/>	<input type="checkbox"/>	<input type="checkbox"/>	<input type="checkbox"/>							
			<input type="checkbox"/>	<input type="checkbox"/>	<input type="checkbox"/>	<input type="checkbox"/>	<input type="checkbox"/>							
			<input type="checkbox"/>	<input type="checkbox"/>	<input type="checkbox"/>	<input type="checkbox"/>	<input type="checkbox"/>							
			<input type="checkbox"/>	<input type="checkbox"/>	<input type="checkbox"/>	<input type="checkbox"/>	<input type="checkbox"/>							
			<input type="checkbox"/>	<input type="checkbox"/>	<input type="checkbox"/>	<input type="checkbox"/>	<input type="checkbox"/>							
			<input type="checkbox"/>	<input type="checkbox"/>	<input type="checkbox"/>	<input type="checkbox"/>	<input type="checkbox"/>							
			<input type="checkbox"/>	<input type="checkbox"/>	<input type="checkbox"/>	<input type="checkbox"/>	<input type="checkbox"/>							
			<input type="checkbox"/>	<input type="checkbox"/>	<input type="checkbox"/>	<input type="checkbox"/>	<input type="checkbox"/>							
			<input type="checkbox"/>	<input type="checkbox"/>	<input type="checkbox"/>	<input type="checkbox"/>	<input type="checkbox"/>							
			<input type="checkbox"/>	<input type="checkbox"/>	<input type="checkbox"/>	<input type="checkbox"/>	<input type="checkbox"/>							
			<input type="checkbox"/>	<input type="checkbox"/>	<input type="checkbox"/>	<input type="checkbox"/>	<input type="checkbox"/>							
			<input type="checkbox"/>	<input type="checkbox"/>	<input type="checkbox"/>	<input type="checkbox"/>	<input type="checkbox"/>							
			<input type="checkbox"/>	<input type="checkbox"/>	<input type="checkbox"/>	<input type="checkbox"/>	<input type="checkbox"/>							
			<input type="checkbox"/>	<input type="checkbox"/>	<input type="checkbox"/>	<input type="checkbox"/>	<input type="checkbox"/>							
			<input type="checkbox"/>	<input type="checkbox"/>	<input type="checkbox"/>	<input type="checkbox"/>	<input type="checkbox"/>							
			<input type="checkbox"/>	<input type="checkbox"/>	<input type="checkbox"/>	<input type="checkbox"/>	<input type="checkbox"/>							
			<input type="checkbox"/>	<input type="checkbox"/>	<input type="checkbox"/>	<input type="checkbox"/>	<input type="checkbox"/>							
			<input type="checkbox"/>	<input type="checkbox"/>	<input type="checkbox"/>	<input type="checkbox"/>	<input type="checkbox"/>							
			<input type="checkbox"/>	<input type="checkbox"/>	<input type="checkbox"/>	<input type="checkbox"/>	<input type="checkbox"/>							
			<input type="checkbox"/>	<input type="checkbox"/>	<input type="checkbox"/>	<input type="checkbox"/>	<input type="checkbox"/>							
			<input type="checkbox"/>	<input type="checkbox"/>	<input type="checkbox"/>	<input type="checkbox"/>	<input type="checkbox"/>							
			<input type="checkbox"/>	<input type="checkbox"/>	<input type="checkbox"/>	<input type="checkbox"/>	<input type="checkbox"/>							
			<input type="checkbox"/>	<input type="checkbox"/>	<input type="checkbox"/>	<input type="checkbox"/>	<input type="checkbox"/>							
			<input type="checkbox"/>	<input type="checkbox"/>	<input type="checkbox"/>	<input type="checkbox"/>	<input type="checkbox"/>							
			<input type="checkbox"/>	<input type="checkbox"/>	<input type="checkbox"/>	<input type="checkbox"/>	<input type="checkbox"/>							
			<input type="checkbox"/>	<input type="checkbox"/>	<input type="checkbox"/>	<input type="checkbox"/>	<input type="checkbox"/>							
			<input type="checkbox"/>	<input type="checkbox"/>	<input type="checkbox"/>	<input type="checkbox"/>	<input type="checkbox"/>							
			<input type="checkbox"/>	<input type="checkbox"/>	<input type="checkbox"/>	<input type="checkbox"/>	<input type="checkbox"/>							
			<input type="checkbox"/>	<input type="checkbox"/>	<input type="checkbox"/>	<input type="checkbox"/>	<input type="checkbox"/>							
			<input type="checkbox"/>	<input type="checkbox"/>	<input type="checkbox"/>	<input type="checkbox"/>	<input type="checkbox"/>							
			<input type="checkbox"/>	<input type="checkbox"/>	<input type="checkbox"/>	<input type="checkbox"/>	<input type="checkbox"/>							
			<input type="checkbox"/>	<input type="checkbox"/>	<input type="checkbox"/>	<input type="checkbox"/>	<input type="checkbox"/>							
			<input type="checkbox"/>	<input type="checkbox"/>	<input type="checkbox"/>	<input type="checkbox"/>	<input type="checkbox"/>							
			<input type="checkbox"/>	<input type="checkbox"/>	<input type="checkbox"/>	<input type="checkbox"/>	<input type="checkbox"/>							
			<input type="checkbox"/>	<input type="checkbox"/>	<input type="checkbox"/>	<input type="checkbox"/>	<input type="checkbox"/>							
			<input type="checkbox"/>	<input type="checkbox"/>	<input type="checkbox"/>	<input type="checkbox"/>	<input type="checkbox"/>							
			<input type="checkbox"/>	<input type="checkbox"/>	<input type="checkbox"/>	<input type="checkbox"/>	<input type="checkbox"/>							
			<input type="checkbox"/>	<input type="checkbox"/>	<input type="checkbox"/>	<input type="checkbox"/>	<input type="checkbox"/>							
			<input type="checkbox"/>	<input type="checkbox"/>	<input type="checkbox"/>	<input type="checkbox"/>	<input type="checkbox"/>							
			<input type="checkbox"/>	<input type="checkbox"/>	<input type="checkbox"/>	<input type="checkbox"/>	<input type="checkbox"/>							
			<input type="checkbox"/>	<input type="checkbox"/>	<input type="checkbox"/>	<input type="checkbox"/>	<input type="checkbox"/>							
			<input type="checkbox"/>	<input type="checkbox"/>	<input type="checkbox"/>	<input type="checkbox"/>	<input type="checkbox"/>							
			<input type="checkbox"/>	<input type="checkbox"/>	<input type="checkbox"/>	<input type="checkbox"/>	<input type="checkbox"/>							
			<input type="checkbox"/>	<input type="checkbox"/>	<input type="checkbox"/>	<input type="checkbox"/>	<input type="checkbox"/>							
			<input type="checkbox"/>	<input type="checkbox"/>	<input type="checkbox"/>	<input type="checkbox"/>	<input type="checkbox"/>							
			<input type="checkbox"/>	<input type="checkbox"/>	<input type="checkbox"/>	<input type="checkbox"/>	<input type="checkbox"/>							
			<input type="checkbox"/>	<input type="checkbox"/>	<input type="checkbox"/>	<input type="checkbox"/>	<input type="checkbox"/>							
			<input type="checkbox"/>	<input type="checkbox"/>	<input type="checkbox"/>	<input type="checkbox"/>	<input type="checkbox"/>							
			<input type="checkbox"/>	<input type="checkbox"/>	<input type="checkbox"/>	<input type="checkbox"/>	<input type="checkbox"/>							
			<input type="checkbox"/>	<input type="checkbox"/>	<input type="checkbox"/>	<input type="checkbox"/>	<input type="checkbox"/>							
			<input type="checkbox"/>	<input type="checkbox"/>	<input type="checkbox"/>	<input type="checkbox"/>	<input type="checkbox"/>							
			<input type="checkbox"/>	<input type="checkbox"/>	<input type="checkbox"/>	<input type="checkbox"/>	<input type="checkbox"/>							
			<input type="checkbox"/>	<input type="checkbox"/>	<input type="checkbox"/>	<input type="checkbox"/>	<input type="checkbox"/>							
			<input type="checkbox"/>	<input type="checkbox"/>	<input type="checkbox"/>	<input type="checkbox"/>	<input type="checkbox"/>							
			<input type="checkbox"/>	<input type="checkbox"/>	<input type="checkbox"/>	<input type="checkbox"/>	<input type="checkbox"/>							
			<input type="checkbox"/>	<input type="checkbox"/>	<input type="checkbox"/>	<input type="checkbox"/>	<input type="checkbox"/>							
			<input type="checkbox"/>	<input type="checkbox"/>	<input type="checkbox"/>	<input type="checkbox"/>	<input type="checkbox"/>							
			<input type="checkbox"/>	<input type="checkbox"/>	<input type="checkbox"/>	<input type="checkbox"/>	<input type="checkbox"/>							
			<input type="checkbox"/>	<input type="checkbox"/>	<input type="checkbox"/>	<input type="checkbox"/>	<input type="checkbox"/>							
			<input type="checkbox"/>	<input type="checkbox"/>	<input type="checkbox"/>	<input type="checkbox"/>	<input type="checkbox"/>							
			<input type="checkbox"/>	<input type="checkbox"/>	<input type="checkbox"/>	<input type="checkbox"/>	<input type="checkbox"/>							
			<input type="checkbox"/>	<input type="checkbox"/>	<input type="checkbox"/>	<input type="checkbox"/>	<input type="checkbox"/>							
			<input type="checkbox"/>	<input type="checkbox"/>	<input type="checkbox"/>	<input type="checkbox"/>	<input type="checkbox"/>							
			<input type="checkbox"/>	<input type="checkbox"/>	<input type="checkbox"/>	<input type="checkbox"/>	<input type="checkbox"/>							
			<input type="checkbox"/>	<input type="checkbox"/>	<input type="checkbox"/>	<input type="checkbox"/>	<input type="checkbox"/>							
			<input type="checkbox"/>	<input type="checkbox"/>	<input type="checkbox"/>	<input type="checkbox"/>	<input type="checkbox"/>							
			<input type="checkbox"/>	<input type="checkbox"/>	<input type="checkbox"/>	<input type="checkbox"/>	<input type="checkbox"/>							
			<input type="checkbox"/>	<input type="checkbox"/>	<input type="checkbox"/>	<input type="checkbox"/>	<input type="checkbox"/>							
			<input type="checkbox"/>	<input type="checkbox"/>	<input type="checkbox"/>	<input type="checkbox"/>	<input type="checkbox"/>							
			<input type="checkbox"/>	<input type="checkbox"/>	<input type="checkbox"/>	<input type="checkbox"/>	<input type="checkbox"/>							

Uniframe® Rectangular Tables with Seating (Freight Excluded)

Rectangular Table with Split Benches



Uniframe® Rectangular Tables with Seating (Freight Excluded)

Rectangular Table with Split Benches

MODEL	D x W	MODEL NUMBER							Approx. Packaged Weight	 Flat Vinyl T-Edge (BN) \$ 3183	 3/4" 73P Edge (73P) \$ 3435	 Perfect Edge (PR) \$ 3859	Chrome Upcharge add to list price	Laminate Grade 2 add to list price
		Basic Model	Edge Style	Height	Surface Finish	Edge Color	Bench Surface	Frame Color						
Rectangular Table with Split Benches • Available in 12' models • Unitized all-steel frames provide superior stability and durability • KI's exclusive combination pneumatic lift assist and torsional energy storage system results in a controlled, effortless folding. Also holds tables in a teepee position for easy cleaning • Storage lock standard for added safety • Gravity lock stabilizes tables in the open position and eliminates possibility of tables folding unexpectedly • Listed to applicable UL standards and requirements by Underwriters Laboratories, Inc • Dimensions include overall depth and width of table and seating	59 x 139-1/2"	UF12SB	<input type="checkbox"/>	<input type="checkbox"/>	<input type="checkbox"/>	<input type="checkbox"/>	<input type="checkbox"/>	<input type="checkbox"/>	385.00#	\$ 3183	\$ 3435	\$ 3859	\$ 219	\$ 105
			<input type="checkbox"/>	<input type="checkbox"/>	<input type="checkbox"/>	<input type="checkbox"/>	<input type="checkbox"/>	<input type="checkbox"/>						
			<input type="checkbox"/>	<input type="checkbox"/>	<input type="checkbox"/>	<input type="checkbox"/>	<input type="checkbox"/>	<input type="checkbox"/>						
			<input type="checkbox"/>	<input type="checkbox"/>	<input type="checkbox"/>	<input type="checkbox"/>	<input type="checkbox"/>	<input type="checkbox"/>						
			<input type="checkbox"/>	<input type="checkbox"/>	<input type="checkbox"/>	<input type="checkbox"/>	<input type="checkbox"/>	<input type="checkbox"/>						
			<input type="checkbox"/>	<input type="checkbox"/>	<input type="checkbox"/>	<input type="checkbox"/>	<input type="checkbox"/>	<input type="checkbox"/>						
			<input type="checkbox"/>	<input type="checkbox"/>	<input type="checkbox"/>	<input type="checkbox"/>	<input type="checkbox"/>	<input type="checkbox"/>						
			<input type="checkbox"/>	<input type="checkbox"/>	<input type="checkbox"/>	<input type="checkbox"/>	<input type="checkbox"/>	<input type="checkbox"/>						
			<input type="checkbox"/>	<input type="checkbox"/>	<input type="checkbox"/>	<input type="checkbox"/>	<input type="checkbox"/>	<input type="checkbox"/>						
			<input type="checkbox"/>	<input type="checkbox"/>	<input type="checkbox"/>	<input type="checkbox"/>	<input type="checkbox"/>	<input type="checkbox"/>						
			<input type="checkbox"/>	<input type="checkbox"/>	<input type="checkbox"/>	<input type="checkbox"/>	<input type="checkbox"/>	<input type="checkbox"/>						
			<input type="checkbox"/>	<input type="checkbox"/>	<input type="checkbox"/>	<input type="checkbox"/>	<input type="checkbox"/>	<input type="checkbox"/>						
			<input type="checkbox"/>	<input type="checkbox"/>	<input type="checkbox"/>	<input type="checkbox"/>	<input type="checkbox"/>	<input type="checkbox"/>						
			<input type="checkbox"/>	<input type="checkbox"/>	<input type="checkbox"/>	<input type="checkbox"/>	<input type="checkbox"/>	<input type="checkbox"/>						
			<input type="checkbox"/>	<input type="checkbox"/>	<input type="checkbox"/>	<input type="checkbox"/>	<input type="checkbox"/>	<input type="checkbox"/>						
			<input type="checkbox"/>	<input type="checkbox"/>	<input type="checkbox"/>	<input type="checkbox"/>	<input type="checkbox"/>	<input type="checkbox"/>						
			<input type="checkbox"/>	<input type="checkbox"/>	<input type="checkbox"/>	<input type="checkbox"/>	<input type="checkbox"/>	<input type="checkbox"/>						
			<input type="checkbox"/>	<input type="checkbox"/>	<input type="checkbox"/>	<input type="checkbox"/>	<input type="checkbox"/>	<input type="checkbox"/>						
			<input type="checkbox"/>	<input type="checkbox"/>	<input type="checkbox"/>	<input type="checkbox"/>	<input type="checkbox"/>	<input type="checkbox"/>						
			<input type="checkbox"/>	<input type="checkbox"/>	<input type="checkbox"/>	<input type="checkbox"/>	<input type="checkbox"/>	<input type="checkbox"/>						
			<input type="checkbox"/>	<input type="checkbox"/>	<input type="checkbox"/>	<input type="checkbox"/>	<input type="checkbox"/>	<input type="checkbox"/>						
			<input type="checkbox"/>	<input type="checkbox"/>	<input type="checkbox"/>	<input type="checkbox"/>	<input type="checkbox"/>	<input type="checkbox"/>						
			<input type="checkbox"/>	<input type="checkbox"/>	<input type="checkbox"/>	<input type="checkbox"/>	<input type="checkbox"/>	<input type="checkbox"/>						
			<input type="checkbox"/>	<input type="checkbox"/>	<input type="checkbox"/>	<input type="checkbox"/>	<input type="checkbox"/>	<input type="checkbox"/>						
			<input type="checkbox"/>	<input type="checkbox"/>	<input type="checkbox"/>	<input type="checkbox"/>	<input type="checkbox"/>	<input type="checkbox"/>						
			<input type="checkbox"/>	<input type="checkbox"/>	<input type="checkbox"/>	<input type="checkbox"/>	<input type="checkbox"/>	<input type="checkbox"/>						
			<input type="checkbox"/>	<input type="checkbox"/>	<input type="checkbox"/>	<input type="checkbox"/>	<input type="checkbox"/>	<input type="checkbox"/>						
			<input type="checkbox"/>	<input type="checkbox"/>	<input type="checkbox"/>	<input type="checkbox"/>	<input type="checkbox"/>	<input type="checkbox"/>						
			<input type="checkbox"/>	<input type="checkbox"/>	<input type="checkbox"/>	<input type="checkbox"/>	<input type="checkbox"/>	<input type="checkbox"/>						
			<input type="checkbox"/>	<input type="checkbox"/>	<input type="checkbox"/>	<input type="checkbox"/>	<input type="checkbox"/>	<input type="checkbox"/>						
			<input type="checkbox"/>	<input type="checkbox"/>	<input type="checkbox"/>	<input type="checkbox"/>	<input type="checkbox"/>	<input type="checkbox"/>						
			<input type="checkbox"/>	<input type="checkbox"/>	<input type="checkbox"/>	<input type="checkbox"/>	<input type="checkbox"/>	<input type="checkbox"/>						
			<input type="checkbox"/>	<input type="checkbox"/>	<input type="checkbox"/>	<input type="checkbox"/>	<input type="checkbox"/>	<input type="checkbox"/>						
			<input type="checkbox"/>	<input type="checkbox"/>	<input type="checkbox"/>	<input type="checkbox"/>	<input type="checkbox"/>	<input type="checkbox"/>						
			<input type="checkbox"/>	<input type="checkbox"/>	<input type="checkbox"/>	<input type="checkbox"/>	<input type="checkbox"/>	<input type="checkbox"/>						
			<input type="checkbox"/>	<input type="checkbox"/>	<input type="checkbox"/>	<input type="checkbox"/>	<input type="checkbox"/>	<input type="checkbox"/>						
			<input type="checkbox"/>	<input type="checkbox"/>	<input type="checkbox"/>	<input type="checkbox"/>	<input type="checkbox"/>	<input type="checkbox"/>						
			<input type="checkbox"/>	<input type="checkbox"/>	<input type="checkbox"/>	<input type="checkbox"/>	<input type="checkbox"/>	<input type="checkbox"/>						
			<input type="checkbox"/>	<input type="checkbox"/>	<input type="checkbox"/>	<input type="checkbox"/>	<input type="checkbox"/>	<input type="checkbox"/>						
			<input type="checkbox"/>	<input type="checkbox"/>	<input type="checkbox"/>	<input type="checkbox"/>	<input type="checkbox"/>	<input type="checkbox"/>						
			<input type="checkbox"/>	<input type="checkbox"/>	<input type="checkbox"/>	<input type="checkbox"/>	<input type="checkbox"/>	<input type="checkbox"/>						
			<input type="checkbox"/>	<input type="checkbox"/>	<input type="checkbox"/>	<input type="checkbox"/>	<input type="checkbox"/>	<input type="checkbox"/>						
			<input type="checkbox"/>	<input type="checkbox"/>	<input type="checkbox"/>	<input type="checkbox"/>	<input type="checkbox"/>	<input type="checkbox"/>						
			<input type="checkbox"/>	<input type="checkbox"/>	<input type="checkbox"/>	<input type="checkbox"/>	<input type="checkbox"/>	<input type="checkbox"/>						
			<input type="checkbox"/>	<input type="checkbox"/>	<input type="checkbox"/>	<input type="checkbox"/>	<input type="checkbox"/>	<input type="checkbox"/>						
			<input type="checkbox"/>	<input type="checkbox"/>	<input type="checkbox"/>	<input type="checkbox"/>	<input type="checkbox"/>	<input type="checkbox"/>						
			<input type="checkbox"/>	<input type="checkbox"/>	<input type="checkbox"/>	<input type="checkbox"/>	<input type="checkbox"/>	<input type="checkbox"/>						
			<input type="checkbox"/>	<input type="checkbox"/>	<input type="checkbox"/>	<input type="checkbox"/>	<input type="checkbox"/>	<input type="checkbox"/>						
			<input type="checkbox"/>	<input type="checkbox"/>	<input type="checkbox"/>	<input type="checkbox"/>	<input type="checkbox"/>	<input type="checkbox"/>						
			<input type="checkbox"/>	<input type="checkbox"/>	<input type="checkbox"/>	<input type="checkbox"/>	<input type="checkbox"/>	<input type="checkbox"/>						
			<input type="checkbox"/>	<input type="checkbox"/>	<input type="checkbox"/>	<input type="checkbox"/>	<input type="checkbox"/>	<input type="checkbox"/>						
			<input type="checkbox"/>	<input type="checkbox"/>	<input type="checkbox"/>	<input type="checkbox"/>	<input type="checkbox"/>	<input type="checkbox"/>						
			<input type="checkbox"/>	<input type="checkbox"/>	<input type="checkbox"/>	<input type="checkbox"/>	<input type="checkbox"/>	<input type="checkbox"/>						
			<input type="checkbox"/>	<input type="checkbox"/>	<input type="checkbox"/>	<input type="checkbox"/>	<input type="checkbox"/>	<input type="checkbox"/>						
			<input type="checkbox"/>	<input type="checkbox"/>	<input type="checkbox"/>	<input type="checkbox"/>	<input type="checkbox"/>	<input type="checkbox"/>						
			<input type="checkbox"/>	<input type="checkbox"/>	<input type="checkbox"/>	<input type="checkbox"/>	<input type="checkbox"/>	<input type="checkbox"/>						
			<input type="checkbox"/>	<input type="checkbox"/>	<input type="checkbox"/>	<input type="checkbox"/>	<input type="checkbox"/>	<input type="checkbox"/>						
			<input type="checkbox"/>	<input type="checkbox"/>	<input type="checkbox"/>	<input type="checkbox"/>	<input type="checkbox"/>	<input type="checkbox"/>						
			<input type="checkbox"/>	<input type="checkbox"/>	<input type="checkbox"/>	<input type="checkbox"/>	<input type="checkbox"/>	<input type="checkbox"/>						
			<input type="checkbox"/>	<input type="checkbox"/>	<input type="checkbox"/>	<input type="checkbox"/>	<input type="checkbox"/>	<input type="checkbox"/>						
			<input type="checkbox"/>	<input type="checkbox"/>	<input type="checkbox"/>	<input type="checkbox"/>	<input type="checkbox"/>	<input type="checkbox"/>						
			<input type="checkbox"/>	<input type="checkbox"/>	<input type="checkbox"/>	<input type="checkbox"/>	<input type="checkbox"/>	<input type="checkbox"/>						
			<input type="checkbox"/>	<input type="checkbox"/>	<input type="checkbox"/>	<input type="checkbox"/>	<input type="checkbox"/>	<input type="checkbox"/>						
			<input type="checkbox"/>	<input type="checkbox"/>	<input type="checkbox"/>	<input type="checkbox"/>	<input type="checkbox"/>	<input type="checkbox"/>						
			<input type="checkbox"/>	<input type="checkbox"/>	<input type="checkbox"/>	<input type="checkbox"/>	<input type="checkbox"/>	<input type="checkbox"/>						
			<input type="checkbox"/>	<input type="checkbox"/>	<input type="checkbox"/>	<input type="checkbox"/>	<input type="checkbox"/>	<input type="checkbox"/>						
			<input type="checkbox"/>	<input type="checkbox"/>	<input type="checkbox"/>	<input type="checkbox"/>	<input type="checkbox"/>	<input type="checkbox"/>						
			<input type="checkbox"/>	<input type="checkbox"/>	<input type="checkbox"/>	<input type="checkbox"/>	<input type="checkbox"/>	<input type="checkbox"/>						
			<input type="checkbox"/>	<input type="checkbox"/>	<input type="checkbox"/>	<input type="checkbox"/>	<input type="checkbox"/>	<input type="checkbox"/>						
			<input type="checkbox"/>	<input type="checkbox"/>	<input type="checkbox"/>	<input type="checkbox"/>	<input type="checkbox"/>	<input type="checkbox"/>						
			<input type="checkbox"/>	<input type="checkbox"/>	<input type="checkbox"/>	<input type="checkbox"/>	<input type="checkbox"/>	<input type="checkbox"/>						
			<input type="checkbox"/>	<input type="checkbox"/>	<input type="checkbox"/>	<input type="checkbox"/>	<input type="checkbox"/>	<input type="checkbox"/>						
			<input type="checkbox"/>	<input type="checkbox"/>	<input type="checkbox"/>	<input type="checkbox"/>	<input type="checkbox"/>	<input type="checkbox"/>						
			<input type="checkbox"/>	<input type="checkbox"/>	<input type="checkbox"/>	<input type="checkbox"/>	<input type="checkbox"/>	<input type="checkbox"/>						
			<input type="checkbox"/>	<input type="checkbox"/>	<input type="checkbox"/>	<input type="checkbox"/>	<input type="checkbox"/>	<input type="checkbox"/>						
			<input type="checkbox"/>	<input type="checkbox"/>	<input type="checkbox"/>	<input type="checkbox"/>	<input type="checkbox"/>	<input type="checkbox"/>						
			<input type="checkbox"/>	<input type="checkbox"/>	<input type="checkbox"/>	<input type="checkbox"/>	<input type="checkbox"/>	<input type="checkbox"/>						
			<input type="checkbox"/>	<input type="checkbox"/>	<input type="checkbox"/>	<input type="checkbox"/>	<input type="checkbox"/>	<input type="checkbox"/>						
			<input type="checkbox"/>	<input type="checkbox"/>	<input type="checkbox"/>	<input type="checkbox"/>	<input type="checkbox"/>	<input type="checkbox"/>						
			<input type="checkbox"/>	<input type="checkbox"/>	<input type="checkbox"/>	<input type="checkbox"/>	<input type="checkbox"/>	<input type="checkbox"/>						
			<input type="checkbox"/>	<input type="checkbox"/>	<input type="checkbox"/>	<input type="checkbox"/>	<input type="checkbox"/>	<input type="checkbox"/>						
			<input type="checkbox"/>	<input type="checkbox"/>	<input type="checkbox"/>	<input type="checkbox"/>	<input type="checkbox"/>	<input type="checkbox"/>						
			<input type="checkbox"/>	<input type="checkbox"/>	<input type="checkbox"/>	<input type="checkbox"/>	<input type="checkbox"/>	<input type="checkbox"/>						
			<input type="checkbox"/>	<input type="checkbox"/>	<input type="checkbox"/>	<input type="checkbox"/>	<input type="checkbox"/>	<input type="checkbox"/>						
			<input type="checkbox"/>	<input type="checkbox"/>	<input type="checkbox"/>	<input type="checkbox"/>	<input type="checkbox"/>	<input type="checkbox"/>						
			<input type="checkbox"/>	<input type="checkbox"/>	<input type="checkbox"/>	<input type="checkbox"/>	<input type="checkbox"/>	<input type="checkbox"/>						
			<input type="checkbox"/>	<input type="checkbox"/>	<input type="checkbox"/>	<input type="checkbox"/>	<input type="checkbox"/>	<input type="checkbox"/>						
			<input type="checkbox"/>	<input type="checkbox"/>	<input type="checkbox"/>	<input type="checkbox"/>	<input type="checkbox"/>	<input type="checkbox"/>						
			<input type="checkbox"/>	<input type="checkbox"/>	<input type="checkbox"/>	<input type="checkbox"/>	<input type="checkbox"/>	<input type="checkbox"/>						
			<input type="checkbox"/>	<input type="checkbox"/>	<input type="checkbox"/>	<input type="checkbox"/>	<input type="checkbox"/>	<input type="checkbox"/>						
			<input type="checkbox"/>	<input type="checkbox"/>	<input type="checkbox"/>	<input type="checkbox"/>	<input type="checkbox"/>	<input type="checkbox"/>						
			<input type="checkbox"/>	<input type="checkbox"/>	<input type="checkbox"/>	<input type="checkbox"/>	<input type="checkbox"/>	<input type="checkbox"/>						
			<input type="checkbox"/>	<input type="checkbox"/>	<input type="checkbox"/>	<input type="checkbox"/>	<input type="checkbox"/>	<input type="checkbox"/>						
			<input type="checkbox"/>	<input type="checkbox"/>	<input type="checkbox"/>	<input type="checkbox"/>	<input type="checkbox"/>	<input type="checkbox"/>						
			<input type="checkbox"/>	<input type="checkbox"/>	<input type="checkbox"/>	<input type="checkbox"/>	<input type="checkbox"/>	<input type="checkbox"/>						
			<input type="checkbox"/>	<input type="checkbox"/>	<input type="checkbox"/>	<input type="checkbox"/>	<input type="checkbox"/>	<input type="checkbox"/>						
			<input type="checkbox"/>	<input type="checkbox"/>	<input type="checkbox"/>	<input type="checkbox"/>	<input type="checkbox"/>	<input type="checkbox"/>						
			<input type="checkbox"/>	<input type="checkbox"/>	<input type="checkbox"/>	<input type="checkbox"/>	<input type="checkbox"/>	<input type="checkbox"/>						
			<input type="checkbox"/>	<input type="checkbox"/>	<input type="checkbox"/>	<input type="checkbox"/>	<input type="checkbox"/>	<input type="checkbox"/>						
			<input type="checkbox"/>	<input type="checkbox"/>	<input type="checkbox"/>	<input type="checkbox"/>	<input type="checkbox"/>	<input type="checkbox"/>						
			<input type="checkbox"/>	<input type="checkbox"/>	<input type="checkbox"/>	<input type="checkbox"/>	<input type="checkbox"/>	<input type="checkbox"/>						
			<input type="checkbox"/>	<input type="checkbox"/>	<input type="checkbox"/>	<input type="checkbox"/>	<input type="checkbox"/>	<input type="checkbox"/>						
			<input type="checkbox"/>	<input type="checkbox"/>	<input type="checkbox"/>	<input type="checkbox"/>	<input type="checkbox"/>	<input type="checkbox"/>						
			<input type="checkbox"/>	<input type="checkbox"/>	<input type="checkbox"/>	<input type="checkbox"/>								

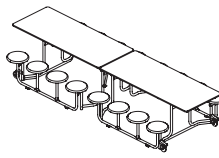
Uniframe® Rectangular Tables with Seating (Freight Excluded)

Rectangular Table with Stool Seats



Uniframe® Rectangular Tables with Seating (Freight Excluded)

Rectangular Table with Stool Seats

MODEL	Features	D x W	MODEL NUMBER							Approx. Packaged Weight	Flat Vinyl T-Edge (BN)	3/4" 73P Edge (73P)	Perfect Edge (PR)	Chrome Upcharge add to list price	Laminate Grade 2 add to list price
			Basic Model	Edge Style	Height	Surface Finish	Edge Color	Stool Color	Frame Color						
 <p>UFRCP</p> <p>Rectangular Table with Stool Seats - Polypropylene</p> <ul style="list-style-type: none"> Available in 8', 10' and 12' models Unitized all-steel frames provide superior stability and durability KI's exclusive combination pneumatic lift assist and torsional energy storage system results in a controlled, effortless folding. Also holds tables in a teepee position for easy cleaning Storage lock standard for added safety Gravity lock stabilizes tables in the open position and eliminates possibility of tables folding unexpectedly Listed to applicable UL standards and requirements by Underwriters Laboratories, Inc Dimensions include overall depth and width of table and seating 	8 Stools	60-1/2 x 96"	UF084/PY	<input type="checkbox"/> <input type="checkbox"/> <input type="checkbox"/> <input type="checkbox"/>	<input type="checkbox"/> <input type="checkbox"/>	<input type="checkbox"/> <input type="checkbox"/> <input type="checkbox"/> <input type="checkbox"/>	<input type="checkbox"/> <input type="checkbox"/> <input type="checkbox"/> <input type="checkbox"/>	<input type="checkbox"/> <input type="checkbox"/> <input type="checkbox"/> <input type="checkbox"/>	<input type="checkbox"/> <input type="checkbox"/>	299.0#	\$ 2861	\$ 3004	\$ 3162	\$ 192	\$ 105
	12 Stools	60-1/2 x 120"	UF106/PY	<input type="checkbox"/> <input type="checkbox"/> <input type="checkbox"/> <input type="checkbox"/>	<input type="checkbox"/> <input type="checkbox"/>	<input type="checkbox"/> <input type="checkbox"/> <input type="checkbox"/> <input type="checkbox"/>	<input type="checkbox"/> <input type="checkbox"/> <input type="checkbox"/> <input type="checkbox"/>	<input type="checkbox"/> <input type="checkbox"/> <input type="checkbox"/> <input type="checkbox"/>	<input type="checkbox"/> <input type="checkbox"/>	353.0#	3017	3169	3331	210	105
	12 Stools	60-1/2 x 139-1/2"	UF126/PY	<input type="checkbox"/> <input type="checkbox"/> <input type="checkbox"/> <input type="checkbox"/>	<input type="checkbox"/> <input type="checkbox"/>	<input type="checkbox"/> <input type="checkbox"/> <input type="checkbox"/> <input type="checkbox"/>	<input type="checkbox"/> <input type="checkbox"/> <input type="checkbox"/> <input type="checkbox"/>	<input type="checkbox"/> <input type="checkbox"/> <input type="checkbox"/> <input type="checkbox"/>	<input type="checkbox"/> <input type="checkbox"/>	377.0#	3163	3322	3493	227	105
	16 Stools	60-1/2 x 139-1/2"	UF128/PY	<input type="checkbox"/> <input type="checkbox"/> <input type="checkbox"/> <input type="checkbox"/>	<input type="checkbox"/> <input type="checkbox"/>	<input type="checkbox"/> <input type="checkbox"/> <input type="checkbox"/> <input type="checkbox"/>	<input type="checkbox"/> <input type="checkbox"/> <input type="checkbox"/> <input type="checkbox"/>	<input type="checkbox"/> <input type="checkbox"/> <input type="checkbox"/> <input type="checkbox"/>	<input type="checkbox"/> <input type="checkbox"/>	385.0#	3284	3446	3617	219	105
			A	B	C	D	E	F	G						

HOW TO ORDER

- Indicate the following information on order form:
- Quantity of each item.
 - Model number, including options. See "How To Build a Model Number".
 - Any special service required.

Note:

- The indicates that a choice is required.
- The absence of the indicates that no choice is required.
- Alpha-numeric characters in place of indicate that no other alternatives are available.

HOW TO BUILD A MODEL NUMBER

- A** Select basic model.
Basic model includes base no. of table with codes for length of table, edge treatment, frame finish and stool material.
- B** Select edge style.
BN - Flat vinyl T-edge
73P - 3/4" 73P edge
PR - Perfect edge
- C** Select height.
27 - 27" high
29 - 29" high
- D** Select surface finish.
Refer to the **Product Color Options** page in this price list.
Surface finish offerings are based on edge style selections.
- E** Select surface edge color.
Refer to the **Product Color Options** page in this price list.
- F** Select stool color - Polypropylene (PY).
Refer to the **Product Color Options** page in this price list.
- G** Select frame color.
Refer to the **Product Color Options** page in this price list.
(BL) Std-no upcharge, all other colors have \$15 upcharge, see price column for Chrome upcharge

Edge color offerings are based on edge style selections.

FINISH INFORMATION

Additional Laminate Offering
KI offers laminates beyond those offered in the standard offering. Laminates that are currently available in the program can be viewed in KI product specification tools. Requests to add laminates to the program can be submitted via the product modification request process. Please note, requests to add laminates to the program must include the laminate manufacturer's name, color/pattern number, and finish code. Edge options are limited to standard edge colors. If a matching edge is required, this will need to be requested through the product modification request process and may be subject to additional costs. Due to varying manufacturing processes and quality issues with some laminates, some requests may be denied. Extended lead times and minimum order quantities may apply on orders containing special laminates. Contact the product modification team for questions or additional information regarding special laminates and pricing.

INFORMATION

Polypropylene Stool
High-impact polypropylene stools of heavy-duty construction, with ribs, reinforce points of stress. Edges are rolled for comfort and strength. Front is textured and color permeates stool. White marks may occur on the stool top at attachment points but do not alter the structural integrity of the table or stool. Stool is 13" diameter and fastens with screws.

SPECIAL SERVICES

Special Carton Marking

With specially marked information N/C

Shipping
Ships **assembled, FOB Green Bay, WI 54302, freight excluded.** Freight class 200.

Specifications and prices are subject to change without prior notice.

Uniframe® Rectangular Tables with Seating (Delivered)

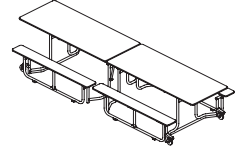
Rectangular Table with Benches



Uniframe® Rectangular Tables with Seating (Delivered)

Rectangular Table with Benches

MODEL	D x W	MODEL NUMBER							Approx. Packaged Weight	Flat Vinyl T-Edge (BN) 3/4" 73P Edge (73P) Perfect Edge (PR)			Chrome Upcharge add to list price	Laminate Grade 2 add to list price	
		Basic Model	Edge Style	Height	Surface Finish	Surface Edge Color	Bench Surface	Frame Color							
Rectangular Table with Benches • Available in 8', 10' and 12' models • Unitized all-steel frames provide superior stability and durability • KI's exclusive combination pneumatic lift assist and torsional energy storage system results in a controlled, effortless folding. Also holds tables in a teepee position for easy cleaning • Storage lock standard for added safety • Gravity lock stabilizes tables in the open position and eliminates possibility of tables folding unexpectedly • Listed to applicable UL standards and requirements by Underwriters Laboratories, Inc • Dimensions include overall depth and width of table and seating	56-1/2 x 96"	UF08BE	<input type="checkbox"/>	<input type="checkbox"/>	<input type="checkbox"/>	<input type="checkbox"/>	295.00#	\$ 2921	\$ 3315	\$ 3487	\$ 234	\$ 105			
	56-1/2 x 120"	UF10BE	<input type="checkbox"/>	<input type="checkbox"/>	<input type="checkbox"/>	<input type="checkbox"/>	341.00#	3175	3426	3835	236	105			
	56-1/2 x 139-1/2"	UF12BE	<input type="checkbox"/>	<input type="checkbox"/>	<input type="checkbox"/>	<input type="checkbox"/>	371.00#	3237	3671	3967	233	105			
			A	B	C	D	E	F	G						



UFRCB

HOW TO ORDER

- Indicate the following information on order form:
- Quantity of each item.
 - Model number, including options. See "How To Build a Model Number".
 - Any special service required.

Note:

- The indicates that a choice is required.
- The absence of the indicates that no choice is required.
- Alpha-numeric characters in place of indicate that no other alternatives are available.

HOW TO BUILD A MODEL NUMBER

- A** Select basic model. Basic model includes base no. of table with codes for length of table, edge treatment and frame finish.
- B** Select edge style.
- C** Select height.
 27 - 27" high
 29 - 29" high
- D** Select surface finish. Refer to the **Product Color Options** page in this price list. Surface finish offerings are based on edge style selections.
- E** Select surface edge color. Refer to the **Product Color Options** page in this price list. Edge color offerings are based on edge style selections.
- F** Select bench surface. Refer to the **Product Color Options** page in this price list.
- G** Select frame color. Refer to the **Product Color Options** page in this price list. (BL) Std-no upcharge, all other colors have \$18 upcharge, see price column for Chrome upcharge

FINISH INFORMATION

Additional Laminate Offering
 KI offers laminates beyond those offered in the standard offering. Laminates that are currently available in the program can be viewed in KI product specification tools. Requests to add laminates to the program can be submitted via the product modification request process. Please note, requests to add laminates to the program must include the laminate manufacturer's name, color/pattern number, and finish code. Edge options are limited to standard edge colors. If a matching edge is required, this will need to be requested through the product modification request process and may be subject to additional costs. Due to varying manufacturing processes and quality issues with some laminates, some requests may be denied. Extended lead times and minimum order quantities may apply on orders containing special laminates. Contact the product modification team for questions or additional information regarding special laminates and pricing.

SPECIAL SERVICES

Special Carton Marking
 With specially marked information N/C

Shipping
 Ships assembled, FOB Green Bay, WI 54302, freight prepaid. Freight class 200.

Specifications and prices are subject to change without prior notice.

Uniframe® Rectangular Tables with Seating (Delivered)

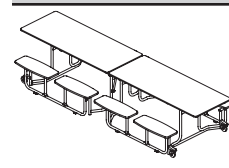
Rectangular Table with Split Benches



Uniframe® Rectangular Tables with Seating (Delivered)

Rectangular Table with Split Benches

MODEL	D x W	MODEL NUMBER							Approx. Packaged Weight	Flat Vinyl T-Edge (BN)	3/4" 73P Edge (73P)	Perfect Edge (PR)	Chrome Upcharge add to list price	Laminate Grade 2 add to list price	
		Basic Model	Edge Style	Height	Surface Finish	Edge Color	Bench Surface	Frame Color							
Rectangular Table with Split Benches • Available in 12' models • Unitized all-steel frames provide superior stability and durability • KI's exclusive combination pneumatic lift assist and torsional energy storage system results in a controlled, effortless folding. Also holds tables in a teepee position for easy cleaning • Storage lock standard for added safety • Gravity lock stabilizes tables in the open position and eliminates possibility of tables folding unexpectedly • Listed to applicable UL standards and requirements by Underwriters Laboratories, Inc • Dimensions include overall depth and width of table and seating	59 x 139-1/2"	UF12SB	<input type="checkbox"/> <input type="checkbox"/> <input type="checkbox"/>	<input type="checkbox"/> <input type="checkbox"/>	<input type="checkbox"/> <input type="checkbox"/> <input type="checkbox"/>	<input type="checkbox"/> <input type="checkbox"/> <input type="checkbox"/>	<input type="checkbox"/> <input type="checkbox"/> <input type="checkbox"/> <input type="checkbox"/>	<input type="checkbox"/> <input type="checkbox"/>	385.00#	\$ 3729	\$ 4027	\$ 4528	\$ 260	\$ 105	
	A	B	C	D	E	F	G								



UFRCS

HOW TO ORDER

- Indicate the following information on order form:
- Quantity of each item.
 - Model number, including options. See "How To Build a Model Number".
 - Any special service required.

Note: • The indicates that a choice is required.
 • The absence of the indicates that no choice is required.
 • Alpha-numeric characters in place of indicate that no other alternatives are available.

HOW TO BUILD A MODEL NUMBER

- A** Select basic model.
Basic model includes base no. of table with codes for length of table, edge treatment and frame finish.
- B** Select edge style.
- C** Select height.
27 - 27" high
29 - 29" high
- D** Select surface finish.
Refer to the **Product Color Options** page in this price list.
Surface finish offerings are based on edge style selections.
- E** Select surface edge color.
Refer to the **Product Color Options** page in this price list.
Edge color offerings are based on edge style selections.
- F** Select bench surface.
Refer to the **Product Color Options** page in this price list.
- G** Select frame color.
Refer to the **Product Color Options** page in this price list.
(BL) Std-no upcharge, all other colors have \$18 upcharge, see price column for Chrome upcharge

FINISH INFORMATION

Additional Laminate Offering
 KI offers laminates beyond those offered in the standard offering. Laminates that are currently available in the program can be viewed in KI product specification tools. Requests to add laminates to the program can be submitted via the product modification request process. Please note, requests to add laminates to the program must include the laminate manufacturer's name, color/pattern number, and finish code. Edge options are limited to standard edge colors. If a matching edge is required, this will need to be requested through the product modification request process and may be subject to additional costs. Due to varying manufacturing processes and quality issues with some laminates, some requests may be denied. Extended lead times and minimum order quantities may apply on orders containing special laminates. Contact the product modification team for questions or additional information regarding special laminates and pricing.

SPECIAL SERVICES

Special Carton Marking
 With specially marked information N/C

Shipping
 Ships assembled, FOB Green Bay, WI 54302, freight prepaid. Freight class 200.

Specifications and prices are subject to change without prior notice.



Round Tables with Split Benches
(UFRD5SB/BN/CH)




Round Tables with Stool Seats
(UFRD58/PR/PB)

Features


Solid core top	•	•
High-pressure laminate surface	•	•
Bullnose edge	•	•
73P edge	•	•
Perfect edge	•	•
27" height	•	•
29" height	•	•



Bullnose Edge



73P Edge



Perfect Edge

Seating Capacity:

Model	Max. Child Capacity	Rec. Child Capacity	Max. Adult Capacity	Rec. Adult Capacity
UFRD5SB	12	8	8	4
UFRD58	8	8	8	8

SPECIFICATIONS

Lift Mechanism

Tables fold and open in one fluid motion, assisted by a combination of pneumatic cylinders and a torsional energy storage system. This combination ensures safety and ease of use through a controlled, effortless operation. Table stays in a teepee position for easy handling. Torsion-bar-only assists or spring assists are not to be used.

Tops and Benches

Table tops and benches are solid core warp-resistant construction. Center core is 5/8" thick 45# high-density particleboard. A .040 high-pressure laminate face is used for the top surface with a balanced high-pressure laminate backer for the bottom surface. Table tops and benches are attached to the table frame with deep thread screws; expansion rivets are not to be used. Corners have a 1-1/2" radius.

Split Benches

Bench supports shall be robotically welded steel construction consisting of a 14-gauge tubular

frame with 6" square, heavy-duty 11-gauge steel plates welded to the uprights. Benches are secured to the steel plates with deep thread screws. There shall be two plates for each split bench. No field assembly required.

Stools

Stool supports are robotically welded steel construction consisting of a 14-gauge tubular frame with 6" square, heavy-duty 11-gauge steel plates welded to uprights. Poly stools are attached to the steel plate with deep thread screws. Thermoset hard plastic stools are attached with carriage bolts. No field assembly required.

Stools are one of the following:

A. Poly: High-impact polypropylene stools of heavy-duty construction with ribs to reinforce points of stress. Edges are rolled for comfort and strength. Front is textured and color permeates stool. White marks may occur on the stool top at attachment points but do not alter the structural integrity of the table or stool. Stool is 13" diameter.

B. Thermoset Hard Plastic: Highly durable thermoset hard plastic stool seats of molded melamine and wood flour mixture are available. Seats are scratch resistant with color permeating through seat. Stool is 13" diameter.

Edges

Table top and bench edges are finished in one of the following:

A. Bullnose edge: (Flat vinyl T-edge) Edges are banded with an abrasion-resistant black vinyl bullnose molding. The barbed "T" design is inserted into a routed groove in the solid particleboard top and held in place with nails driven from the underside, spaced approximately 8-10" apart.

B. 73P Edge: Edges are banded with a 2mm flat polypropylene edge banding that is chemically bonded to the table or bench core.

C. Perfect Edge: Made of 1/4" thick by 3/4" high cast black polyurethane. The Perfect Edge is mechanically and chemically bonded to the table core and chemically bonded to the laminate surface

edge, providing a superior, permanently sealed barrier to moisture, dirt and bacteria penetration.

Frames

Table frames are fabricated using a welded unitized construction, integrating all structural steel members into a self-supporting unit. The table top support apron is 11-gauge channel steel, pierced to securely anchor the tops. End leg and center leg assemblies are robotically wire-welded. Horizontal and vertical tubing is 1-1/4" o.d. 14-gauge steel. Hinge plates are 7-gauge steel. Stretcher bars are 3/4" x 1-1/2" 14-gauge oval steel tubing. All legs operate from the unitized frame, not the table top.

Frame Finish

Frame finish is one of the following:

A. Powder-Coated Finish: Epoxy powder coating is electrostatically applied. The dry coating is fused and cured in a baking oven to form a smooth, continuous film. Finish is chemical-resistant, hard, tough and chip/mar-resistant. Standard finish is black.

B. Chrome Finish: Bright and semi-bright duplex

nickel chrome is applied to the frame in a twenty-two step process, creating a superior surface finish that is extremely resistant to staining, scuffing, scratching and corrosion.

Locks

Gravity lock constructed of 3/8" solid steel rods engages automatically into slots in apron hinge, eliminating the possibility of folding unexpectedly. KI's exclusive storage lock is spring loaded for automatic engagement and semi-concealed to prevent accidental release. Release of gravity and storage locks is possible from either side of the table.

Glides

For increased surface area and durability, non-marring 1.25" x 12" glides made of nylon plastic material are standard. Set of four per table.

Casters

Large 4" diameter heavy duty hard rubber swivel casters provide easy and safe maneuverability. When the table is in use, casters lift off the floor to prevent table from rolling. To avoid tripping hazards, casters do not extend beyond the end

of the bench unit or outermost stool when in the open position. Tamper-resistant caster covers are used to prevent the trapping of dirt, dust or food. Casters are self-lubricating.

General

Tables ship fully assembled. Tables are listed with Underwriters Laboratories in compliance with testing for public safety (Mobile Folding Tables).

INFORMATION

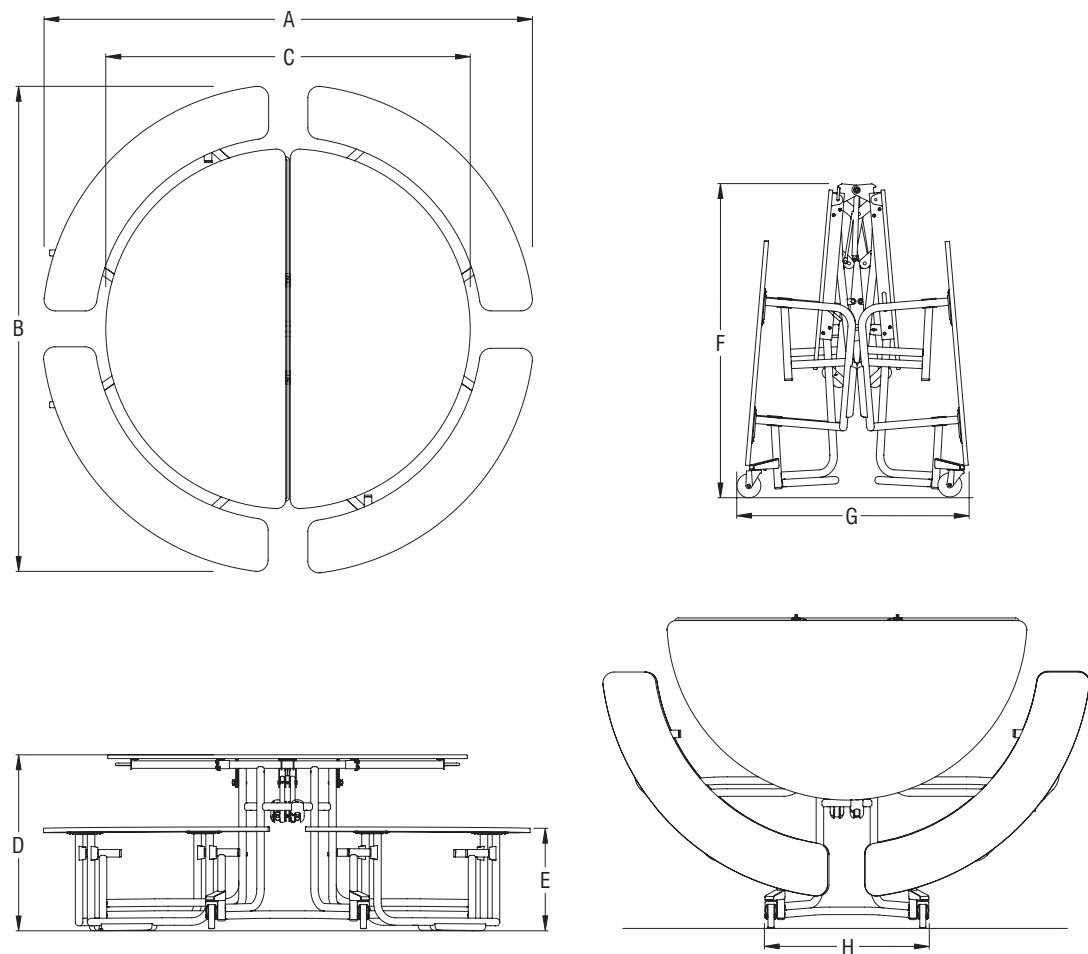
Warranty

Refer to KI Terms & Conditions document or visit ki.com

Uniframe® Round Tables with Seating

General Information

DIMENSIONS-Round Tables with Benches



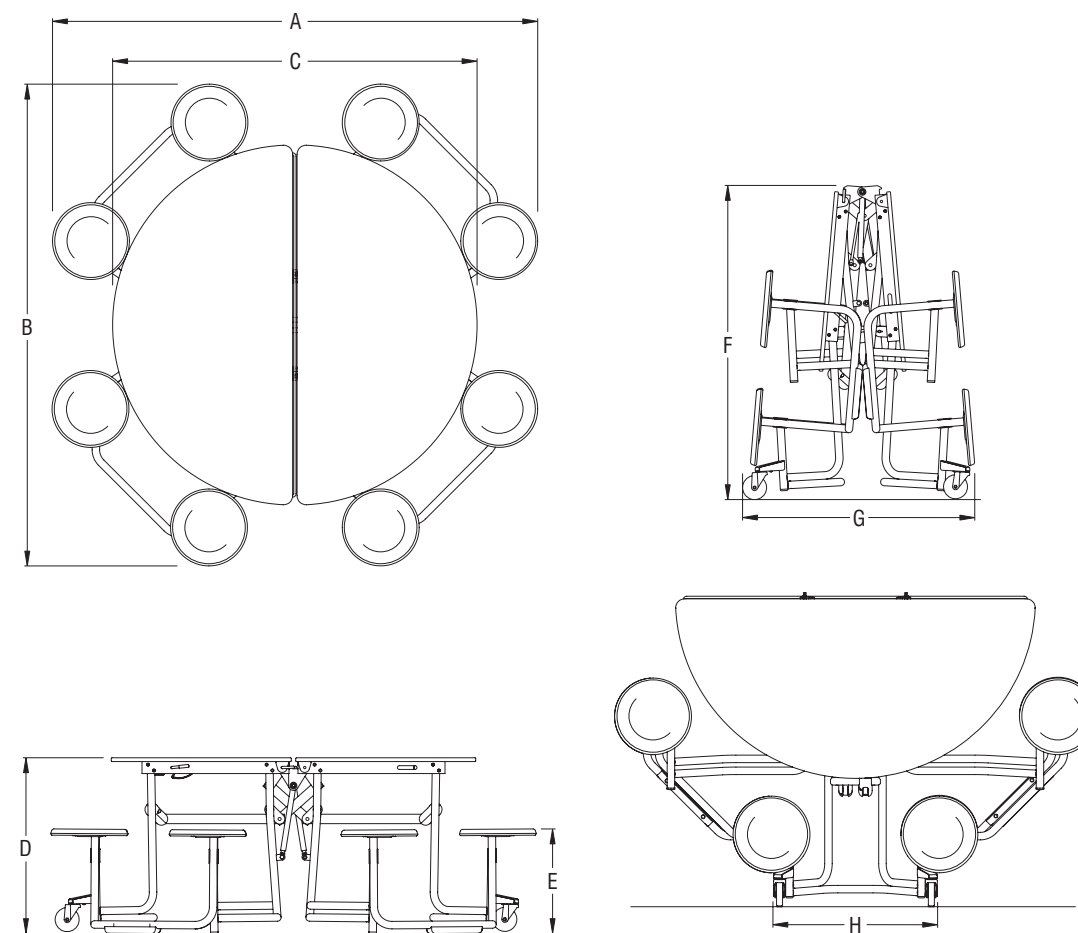
Model #	A	B	C	D	E	F	G	H
UFRD5/SB/29	81.5"	81.1"	60.0"	29.2"	17.2"	52.3"	39.0"	26.5"
UFRD5/SB/27	81.5"	81.1"	60.0"	27.2"	17.2"	52.3"	39.0"	26.5"



Uniframe® Round Tables with Seating

General Information

DIMENSIONS-Round Tables with Stools



Model #	A	B	C	D	E	F	G	H
UFRD5/SB/29	83.75"	86"	60.7"	29.2"	17.2"	52.3"	39.0"	26.5"
UFRD5/SB/27	83.75"	86"	60.7"	27.2"	17.2"	52.3"	39.0"	26.5"
UFRD5/CX/29	83.75"	86"	60.7"	29.2"	17.2"	52.3"	39.0"	26.5"
UFRD5/CX/27	83.75"	86"	60.7"	27.2"	17.2"	52.3"	39.0"	26.5"

Uniframe® Round Tables with Seating (Freight Excluded)

Round Table with Stool Seats



Uniframe® Round Tables with Seating (Freight Excluded)

Round Table with Stool Seats

MODEL	DIA	MODEL NUMBER							Approx. Packaged Weight	Flat Vinyl T-Edge (BN)	3/4" 73P Edge (73P)	Perfect Edge (PR)	Chrome Upcharge add to list price	Laminate Grade 2 add to list price
		Basic Model	Edge Style	Height	Surface Finish	Edge Color	Stool Color	Frame Color						
Round Table with Stool Seats - Polypropylene <ul style="list-style-type: none"> • Unitized all-steel frames provide superior stability and durability • KI's exclusive combination pneumatic lift assist and torsional energy storage system results in a controlled, effortless folding. Also holds tables in a teepee position for easy cleaning • Available in 8-stool model only • Storage lock standard for added safety • Gravity lock stabilizes tables in the open position and eliminates possibility of tables folding unexpectedly • Listed to applicable UL standards and requirements by Underwriters Laboratories, Inc • Dimensions include overall depth and width of table and seating • Diameter of top is 60" 	86"	UFRD58/PY	<input type="checkbox"/>	<input type="checkbox"/>	<input type="checkbox"/>	<input type="checkbox"/>	<input type="checkbox"/>	<input type="checkbox"/>	331.0#	\$ 2492	\$ 2616	\$ 2794	\$ 186	\$ 105
			A	B	C	D	E	F	G					



UFRDP

HOW TO ORDER

- Indicate the following information on order form:
1. Quantity of each item.
 2. Model number, including options. See "How To Build a Model Number".
 3. Any special service required.

Note: • The indicates that a choice is required.
 • The absence of the indicates that no choice is required.
 • Alpha-numeric characters in place of indicate that no other alternatives are available.

HOW TO BUILD A MODEL NUMBER

- A** Select basic model.
Basic model includes base no. of table with codes for length of table, edge treatment, frame finish and stool material.
- B** Select edge style.

BN	- Flat vinyl T-edge
73P	- 3/4" 73P edge
PR	- Perfect edge
- C** Select height.

27	- 27" high
29	- 29" high
- D** Select surface finish.
Refer to the **Product Color Options** page in this price list.
Surface finish offerings are based on edge style selections.
- E** Select surface edge color.
Refer to the **Product Color Options** page in this price list.

- Edge color offerings are based on edge style selections.
- F** Select stool color - Polypropylene (PY).
Refer to the **Product Color Options** page in this price list.
- G** Select frame color.
Refer to the **Product Color Options** page in this price list.
(BL) Std-no upcharge, all other colors have \$15 upcharge, see price column for Chrome upcharge

FINISH INFORMATION

Additional Laminate Offering
 KI offers laminates beyond those offered in the standard offering. Laminates that are currently available in the program can be viewed in KI product specification tools. Requests to add laminates to the program can be submitted via the product modification request process. Please note, requests to add laminates to the program must include the laminate manufacturer's name, color/pattern number, and finish code. Edge options are limited to standard edge colors. If a matching edge is required, this will need to be requested through the product modification request process and may be subject to additional costs. Due to varying manufacturing processes and quality issues with some laminates, some requests may be denied. Extended lead times and minimum order quantities may apply on orders containing special laminates. Contact the product modification team for questions or additional information regarding special laminates and pricing.

INFORMATION

Polypropylene Stool
 High-impact polypropylene stools of heavy-duty construction, with ribs, reinforce points of stress. Edges are rolled for comfort and strength. Front is textured and color permeates stool. White marks may occur on the stool top at attachment points but do not alter the structural integrity of the table or stool. Stool is 13" diameter and fastens with screws.

SPECIAL SERVICES

Special Carton Marking
 With specially marked information N/C

Shipping
 Ships assembled, FOB Green Bay, WI 54302, freight excluded. Freight class 200.

Specifications and prices are subject to change without prior notice.


Uniframe® Round Tables with Seating (Freight Excluded)

Round Table with Stool Seats



Uniframe® Round Tables with Seating (Freight Excluded)

Round Table with Stool Seats

MODEL	DIA	MODEL NUMBER							Approx. Packaged Weight	Flat Vinyl T-Edge (BN)	3/4" 73P Edge (73P)	Perfect Edge (PR)	Chrome Upcharge add to list price	Laminate Grade 2 add to list price
		Basic Model	Edge Style	Height	Surface Finish	Edge Color	Stool Color	Frame Color						
 UFRDT Round Table with Stool Seats - Thermoset Hard Plastic • Unitized all-steel frames provide superior stability and durability • KI's exclusive combination pneumatic lift assist and torsional energy storage system results in a controlled, effortless folding. Also holds tables in a teepee position for easy cleaning • Available in 8-stool model only • Storage lock standard for added safety • Gravity lock stabilizes tables in the open position and eliminates possibility of tables folding unexpectedly • Listed to applicable UL standards and requirements by Underwriters Laboratories, Inc • Dimensions include overall depth and width of table and seating • Diameter of top is 60"	86"	UFRD58/CX	<input type="checkbox"/>	<input type="checkbox"/>	<input type="checkbox"/>	<input type="checkbox"/>	<input type="checkbox"/>	<input type="checkbox"/>	331.0#	\$ 2719	\$ 2855	\$ 3023	\$ 186	\$ 105
			A	B	C	D	E	F						

HOW TO ORDER

- Indicate the following information on order form:
- Quantity of each item.
 - Model number, including options. See "How To Build a Model Number".
 - Any special service required.

Note: • The indicates that a choice is required.
 • The absence of the indicates that no choice is required.
 • Alpha-numeric characters in place of indicate that no other alternatives are available.

HOW TO BUILD A MODEL NUMBER

- A** Select basic model.
Basic model includes base no. of table with codes for length of table, edge treatment and frame finish.
- B** Select edge style.

BN	- Flat vinyl T-edge
73P	- 3/4" 73P edge
PR	- Perfect edge
- C** Select height.

27	- 27" high
29	- 29" high
- D** Select surface finish.
Refer to the **Product Color Options** page in this price list.
Surface finish offerings are based on edge style selections.
- E** Select surface edge color.
Refer to the **Product Color Options** page in this price list.

- Edge color offerings are based on edge style selections.
- F** Select stool color - Thermoset Hard Plastic (CX).
Refer to the **Product Color Options** page in this price list.
- G** Select frame color.
Refer to the **Product Color Options** page in this price list.
(BL) Std-no upcharge, all other colors have \$15 upcharge, see price column for Chrome upcharge

FINISH INFORMATION

Additional Laminate Offering
 KI offers laminates beyond those offered in the standard offering. Laminates that are currently available in the program can be viewed in KI product specification tools. Requests to add laminates to the program can be submitted via the product modification request process. Please note, requests to add laminates to the program must include the laminate manufacturer's name, color/pattern number, and finish code. Edge options are limited to standard edge colors. If a matching edge is required, this will need to be requested through the product modification request process and may be subject to additional costs. Due to varying manufacturing processes and quality issues with some laminates, some requests may be denied. Extended lead times and minimum order quantities may apply on orders containing special laminates. Contact the product modification team for questions or additional information regarding special laminates and pricing.

SPECIAL SERVICES

Special Carton Marking

With specially marked information N/C

Shipping

Ships assembled, FOB Green Bay, WI 54302, freight excluded. Freight class 200.

Specifications and prices are subject to change without prior notice.

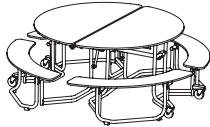
Uniframe® Round Tables with Seating (Delivered)

Round Table with Split Benches



Uniframe® Round Tables with Seating (Delivered)

Round Table with Split Benches

MODEL	DIA	MODEL NUMBER							Approx. Packaged Weight	Flat Vinyl T-Edge (BN)	3/4" 73P Edge (73P)	Perfect Edge (PR)	Chrome Upcharge add to list price	Laminate Grade 2 add to list price
		Basic Model	Edge Style	Height	Surface Finish	Edge Color	Bench Surface	Frame Color						
 <p>Round Table with Split Benches</p> <ul style="list-style-type: none"> Unitized all-steel frames provide superior stability and durability KI's exclusive combination pneumatic lift assist and torsional energy storage system results in a controlled, effortless folding. Also holds tables in a teepee position for easy cleaning Storage lock standard for added safety Gravity lock stabilizes tables in the open position and eliminates possibility of tables folding unexpectedly Listed to applicable UL standards and requirements by Underwriters Laboratories, Inc Dimensions include overall depth and width of table and seating; Diameter of top is 60" 	81"	UFRD5SB	<input type="checkbox"/>	<input type="checkbox"/>	<input type="checkbox"/>	<input type="checkbox"/>	<input type="checkbox"/>	<input type="checkbox"/>	335.00#	\$ 3883	\$ 4078	\$ 4712	\$ 218	\$ 105
			A	B	C	D	E	F	G					

UFRDS

HOW TO ORDER

- Indicate the following information on order form:
- Quantity of each item.
 - Model number, including options. See "How To Build a Model Number".
 - Any special service required.

Note:

- The indicates that a choice is required.
- The absence of the indicates that no choice is required.
- Alpha-numeric characters in place of indicate that no other alternatives are available.

HOW TO BUILD A MODEL NUMBER

- A** Select basic model.
Basic model includes base no. of table with codes for length of table, edge treatment and frame finish.
- B** Select edge style.

BN	- Flat vinyl T-edge
73P	- 3/4" 73P edge
PR	- Perfect edge
- C** Select height.

27	- 27" high
29	- 29" high
- D** Select surface finish.
Refer to the **Product Color Options** page in this price list.
Surface finish offerings are based on edge style selections.
- E** Select surface edge color.
Refer to the **Product Color Options** page in this price list.

- Edge color offerings are based on edge style selections.
- F** Select bench surface.
Refer to the **Product Color Options** page in this price list.
- G** Select frame color.
Refer to the **Product Color Options** page in this price list.
(BL) Std-no upcharge, all other colors have \$18 upcharge, see price column for Chrome upcharge

FINISH INFORMATION

Additional Laminate Offering
KI offers laminates beyond those offered in the standard offering. Laminates that are currently available in the program can be viewed in KI product specification tools. Requests to add laminates to the program can be submitted via the product modification request process. Please note, requests to add laminates to the program must include the laminate manufacturer's name, color/pattern number, and finish code. Edge options are limited to standard edge colors. If a matching edge is required, this will need to be requested through the product modification request process and may be subject to additional costs. Due to varying manufacturing processes and quality issues with some laminates, some requests may be denied. Extended lead times and minimum order quantities may apply on orders containing special laminates. Contact the product modification team for questions or additional information regarding special laminates and pricing.

SPECIAL SERVICES

Special Carton Marking
With specially marked information N/C

Shipping
Ships assembled, FOB Green Bay, WI 54302, freight prepaid. Freight class 200.

Specifications and prices are subject to change without prior notice.


Uniframe® Round Tables with Seating (Delivered)

Round Table with Stool Seats



Uniframe® Round Tables with Seating (Delivered)

Round Table with Stool Seats

MODEL	DIA	MODEL NUMBER							Approx. Packaged Weight	Flat Vinyl T-Edge (BN)	3/4" 73P Edge (73P)	Perfect Edge (PR)	Chrome Upcharge add to list price	Laminate Grade 2 add to list price
		Basic Model	Edge Style	Height	Surface Finish	Edge Color	Stool Color	Frame Color						
 <p>Round Table with Stool Seats - Polypropylene</p> <ul style="list-style-type: none"> • Unitized all-steel frames provide superior stability and durability • KI's exclusive combination pneumatic lift assist and torsional energy storage system results in a controlled, effortless folding. Also holds tables in a teepee position for easy cleaning • Available in 8-stool model only • Storage lock standard for added safety • Gravity lock stabilizes tables in the open position and eliminates possibility of tables folding unexpectedly • Listed to applicable UL standards and requirements by Underwriters Laboratories, Inc • Dimensions include overall depth and width of table and seating • Diameter of top is 60" 	86"	UFRD58/PY	<input type="checkbox"/>	<input type="checkbox"/>	<input type="checkbox"/>	<input type="checkbox"/>	<input type="checkbox"/>	<input type="checkbox"/>	331.0#	\$ 3165	\$ 3324	\$ 3552	\$ 218	\$ 105
			A	B	C	D	E	F						

HOW TO ORDER

- Indicate the following information on order form:
1. Quantity of each item.
 2. Model number, including options. See "How To Build a Model Number".
 3. Any special service required.

Note:

- The indicates that a choice is required.
- The absence of the indicates that no choice is required.
- Alpha-numeric characters in place of indicate that no other alternatives are available.

HOW TO BUILD A MODEL NUMBER

- A** Select basic model.
Basic model includes base no. of table with codes for length of table, edge treatment, frame finish and stool material.
- B** Select edge style.

BN	- Flat vinyl T-edge
73P	- 3/4" 73P edge
PR	- Perfect edge
- C** Select height.

27	- 27" high
29	- 29" high
- D** Select surface finish.
Refer to the **Product Color Options** page in this price list.
Surface finish offerings are based on edge style selections.
- E** Select surface edge color.
Refer to the **Product Color Options** page in this price list.

- Edge color offerings are based on edge style selections.
- F** Select stool color - Polypropylene (PY).
Refer to the **Product Color Options** page in this price list.
- G** Select frame color.
Refer to the **Product Color Options** page in this price list.
(BL) Std-no upcharge, all other colors have \$18 upcharge, see price column for Chrome upcharge

FINISH INFORMATION

Additional Laminate Offering
KI offers laminates beyond those offered in the standard offering. Laminates that are currently available in the program can be viewed in KI product specification tools. Requests to add laminates to the program can be submitted via the product modification request process. Please note, requests to add laminates to the program must include the laminate manufacturer's name, color/pattern number, and finish code. Edge options are limited to standard edge colors. If a matching edge is required, this will need to be requested through the product modification request process and may be subject to additional costs. Due to varying manufacturing processes and quality issues with some laminates, some requests may be denied. Extended lead times and minimum order quantities may apply on orders containing special laminates. Contact the product modification team for questions or additional information regarding special laminates and pricing.

INFORMATION

Polypropylene Stool
High-impact polypropylene stools of heavy-duty construction, with ribs, reinforce points of stress. Edges are rolled for comfort and strength. Front is textured and color permeates stool. White marks may occur on the stool top at attachment points but do not alter the structural integrity of the table or stool. Stool is 13" diameter and fastens with screws.

SPECIAL SERVICES

Special Carton Marking
With specially marked information N/C

Shipping
Ships assembled, FOB Green Bay, WI 54302, freight prepaid. Freight class 200.

Specifications and prices are subject to change without prior notice.

Uniframe® Round Tables with Seating (Delivered)

Round Table with Stool Seats



Uniframe® Round Tables with Seating (Delivered)

Round Table with Stool Seats

MODEL	DIA	MODEL NUMBER							Approx. Packaged Weight	 Flat Vinyl T-Edge (BN) \$ 3455	 3/4" 73P Edge (73P) \$ 3625	 Perfect Edge (PR) \$ 3841	Chrome Upcharge add to list price	Laminate Grade 2 add to list price
		Basic Model	Edge Style	Height	Surface Finish	Edge Color	Stool Color	Frame Color						
Round Table with Stool Seats - Thermoset Hard Plastic • Unitized all-steel frames provide superior stability and durability • KI's exclusive combination pneumatic lift assist and torsional energy storage system results in a controlled, effortless folding. Also holds tables in a teepee position for easy cleaning • Available in 8-stool model only • Storage lock standard for added safety • Gravity lock stabilizes tables in the open position and eliminates possibility of tables folding unexpectedly • Listed to applicable UL standards and requirements by Underwriters Laboratories, Inc • Dimensions include overall depth and width of table and seating • Diameter of top is 60"	86"	UFRD58/CX	<input type="checkbox"/>	<input type="checkbox"/>	<input type="checkbox"/>	<input type="checkbox"/>	<input type="checkbox"/>	<input type="checkbox"/>	331.0#	\$ 3455	\$ 3625	\$ 3841	\$ 218	\$ 105
			A	B	C	D	E	F	G					



UFRDT

HOW TO ORDER

- Indicate the following information on order form:
- Quantity of each item.
 - Model number, including options. See "How To Build a Model Number".
 - Any special service required.

Note: • The indicates that a choice is required.
 • The absence of the indicates that no choice is required.
 • Alpha-numeric characters in place of indicate that no other alternatives are available.

HOW TO BUILD A MODEL NUMBER

- A** Select basic model.
Basic model includes base no. of table with codes for length of table, edge treatment and frame finish.
- B** Select edge style.

BN	- Flat vinyl T-edge
73P	- 3/4" 73P edge
PR	- Perfect edge
- C** Select height.

27	- 27" high
29	- 29" high
- D** Select surface finish.
Refer to the **Product Color Options** page in this price list.
Surface finish offerings are based on edge style selections.
- E** Select surface edge color.
Refer to the **Product Color Options** page in this price list.
- F** Select stool color - Thermoset Hard Plastic (CX).
Refer to the **Product Color Options** page in this price list.
- G** Select frame color.
Refer to the **Product Color Options** page in this price list.
(BL) Std-no upcharge, all other colors have \$18 upcharge, see price column for Chrome upcharge

Edge color offerings are based on edge style selections.

FINISH INFORMATION

Additional Laminate Offering
 KI offers laminates beyond those offered in the standard offering. Laminates that are currently available in the program can be viewed in KI product specification tools. Requests to add laminates to the program can be submitted via the product modification request process. Please note, requests to add laminates to the program must include the laminate manufacturer's name, color/pattern number, and finish code. Edge options are limited to standard edge colors. If a matching edge is required, this will need to be requested through the product modification request process and may be subject to additional costs. Due to varying manufacturing processes and quality issues with some laminates, some requests may be denied. Extended lead times and minimum order quantities may apply on orders containing special laminates. Contact the product modification team for questions or additional information regarding special laminates and pricing.

SPECIAL SERVICES

Special Carton Marking
 With specially marked information N/C

Shipping
 Ships assembled, FOB Green Bay, WI 54302, freight prepaid. Freight class 200.

Specifications and prices are subject to change without prior notice.

Uniframe® Tables without Seating

General Information



Uniframe® Tables without Seating

General Information



Rectangular Table (UFRT12)



Round Table (UFRD5)




Oval Table (UFOV66)

Features


Solid core top	•	•	•
High-pressure laminate surface	•	•	•
Bullnose edge	•	•	•
73P edge	•	•	•
Perfect edge	•	•	•
27" height	•	•	•
29" height	•	•	•




Bullnose Edge



73P Edge



Perfect Edge



T-Style Leg



Square Table (UFSQ4)



Hexagonal Table (UFHX4)



Octagonal Table (UFOC5)



Stand-Up Table (UFSU5)

Features

Solid core top	•	•	•	•
High-pressure laminate surface	•	•	•	•
Bullnose edge	•	•	•	•
73P edge	•	•	•	•
Perfect edge	•	•	•	•
27" height	•	•	•	
29" height	•	•	•	
42" height				•

SPECIFICATIONS

Lift Mechanism

Rectangular tables fold and open in one fluid motion, assisted by a torsional energy storage system. This ensures safety and ease of use through a controlled, effortless operation. Table stays in a teepee position for easy handling.

Shaped tables fold in one fluid motion without pneumatic or torsional energy assistance. Safety lock engages in the semi-open position to halt downward movement. Safety lock can be released from either side of the table.

Tops

Table tops are of solid core warp-resistant construction. Center core is 5/8" thick 45# high-density particleboard. A .040 high-pressure laminate face is used for the top surface with a balanced high-pressure laminate backer for the bottom surface. Table tops are attached to the table frame with deep thread screws; expansion rivets are not to be used. Corners have a 1-1/2" radius.

Edges

Table top and bench edges are finished in one of the following:

A. Bullnose edge: (Flat vinyl T-edge) Edges are banded with an abrasion-resistant black vinyl bullnose molding. The barbed "T" design is inserted into a routed groove in the solid particleboard top and held in place with nails driven from the underside, spaced approximately 8-10" apart.

B. 73P Edge: Edges are banded with a 2mm flat polypropylene edge banding that is chemically bonded to the table or bench core.

C. Perfect Edge: Made of 1/4" thick by 3/4" high cast black polyurethane. The Perfect Edge is mechanically and chemically bonded to the table core and chemically bonded to the laminate surface edge, providing a superior, permanently sealed barrier to moisture, dirt and bacteria penetration.

Frames for Rectangular Tables without Seating

Table frames are fabricated using a welded

unitized construction, integrating all structural steel members into a self-supporting unit. The table top support apron is 11-gauge channel steel, pierced to securely anchor the tops. End leg and center leg assemblies are robotically wire-welded. End leg weldment consists of 1" x 2" 14-gauge vertical tube, 1-1/4" round 14-gauge top tube and 1" x 2" 14-gauge bottom tube. Center leg weldment consists of 1" x 2" 14-gauge vertical tube, 1-1/4" round 14-gauge top tube and 1" round 14-gauge bottom tube. Center hinge plates are 7-gauge steel. Stretcher bars are 3/4" x 1-1/2" 14-gauge oval steel tubing. All legs operate from the unitized frame, not the table top.

Frames for Shaped Tables without Seating

Table frame is fabricated using a welded unitized construction, integrating all structural steel members into a self-supporting unit. The table top support apron is 11-gauge angle steel, pierced to securely anchor the tops. Leg weldments are robotically wire-welded. Leg consists of 1" x 2" 14-gauge vertical tube and bottom tube, 1" round

14-gauge top tube and two support gussets for added strength. Center hinge plates are 7-gauge steel. Stretcher bars are 1" 7-gauge steel. All legs operate from the unitized frame, not the table top.

Frame Finish

Frame finish is one of the following:

A. Powder-Coated Finish: Epoxy powder coating is electrostatically applied. The dry coating is fused and cured in a baking oven to form a smooth, continuous film. Finish is chemical-resistant, hard, tough and chip/mar-resistant. Standard finish is black.

B. Chrome Finish: Bright and semi-bright duplex nickel chrome is applied to the frame in a twenty-two step process, creating a superior surface finish that is extremely resistant to staining, scuffing, scratching and corrosion.

Locks for Rectangular Tables

Gravity lock constructed of 3/8" solid steel rods engages automatically into slots in apron hinge, eliminating the possibility of folding unexpectedly.

KI's exclusive storage lock is spring loaded for automatic engagement and semi-concealed to prevent accidental release. Release of gravity and storage locks is possible from either side of the table.

Locks for Shaped Tables

Gravity lock with spring assist constructed of 3/8" solid steel rods engages automatically into slots in apron hinge, eliminating the possibility of folding unexpectedly. Safety lock engages in a semi-open position to halt downward opening movement. Release of gravity lock is possible from either side of the table.

Casters

Large 4" diameter heavy duty hard rubber swivel casters provide easy and safe maneuverability. When table is in use, casters lift off the floor to prevent table from rolling. To avoid tripping hazards, casters do not extend beyond the outer edge of table top when table is in the open position. Casters are self-lubricating.

General

Tables ship fully assembled. Rectangular tables without seating are listed with Underwriters Laboratories in compliance with testing for public safety (Mobile Folding Tables).

INFORMATION

Warranty

Refer to KI Terms & Conditions document or visit ki.com

Uniframe® Tables without Seating

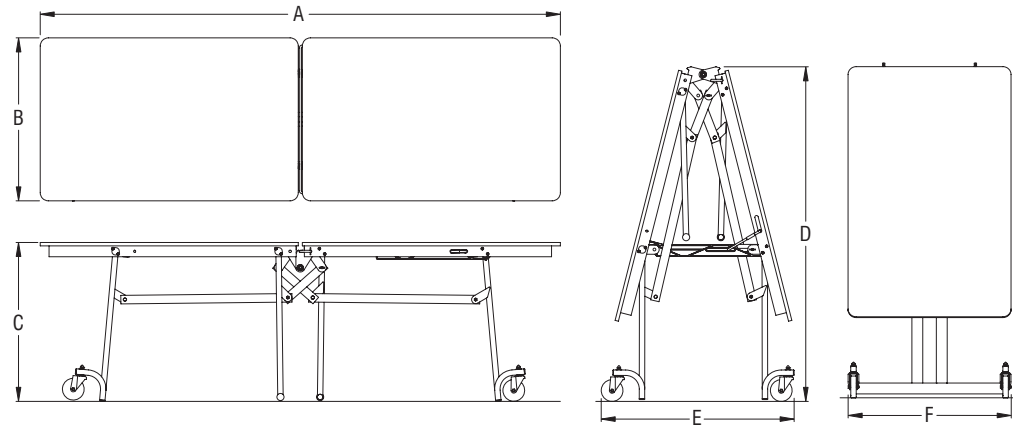
General Information



Uniframe® Tables without Seating

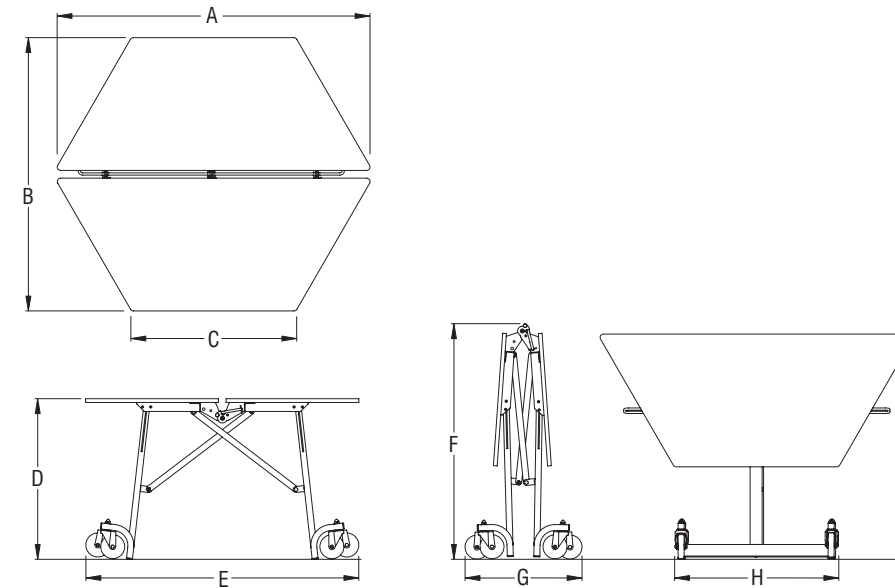
General Information

DIMENSIONS-Rectangular Tables without Seating



Model #	A	B	C	D	E	F
UFRT12/29	139.5"	30"	29"	79.75"	33.5"	28.0"
UFRT12/27	139.5"	30"	27"	77.75"	33.5"	28.0"
UFRT10/29	120"	30"	29"	71.75"	33.5"	28.0"
UFRT10/27	120"	30"	27"	69.75"	33.5"	28.0"
UFRT08/29	96"	30"	29"	61.75"	33.5"	28.0"
UFRT08/27	96"	30"	27"	59.75"	33.5"	28.0"
WAUFRT12	139.5"	30"	31"	81.75"	33.5"	28.0"
WAUFRT10	120"	30"	31"	73.75"	33.5"	28.0"
WAUFRT08	96"	30"	31"	63.75"	33.5"	28.0"

DIMENSIONS-Shaped Mobile Tables Without Seating



Model #	A	B	C	D	E	F	G	H
UFRD6/29	72"	72"		29"	42.5"	40.75"	12.0"	37.0"
UFRD6/27	72"	72"		27"	42.5"	38.75"	12.0"	37.0"
UFRD5/29	60"	60"		29"	42.5"	40.75"	12.0"	37.0"
UFRD5/27	60"	60"		27"	42.5"	38.75"	12.0"	37.0"
UFRD4/29	48"	48"		29"	42.5"	40.75"	12.0"	37.0"
UFRD4/27	48"	48"		27"	42.5"	38.75"	12.0"	37.0"
UFOV72/29	72"	60"		29"	42.5"	40.75"	12.0"	37.0"
UFOV72/27	72"	60"		27"	42.5"	38.75"	12.0"	37.0"
UFOV66/29	66"	60"		29"	42.5"	40.75"	12.0"	37.0"
UFOV66/27	66"	60"		27"	42.5"	38.75"	12.0"	37.0"
UFSQ4/29	48"	48"		29"	42.5"	40.75"	12.0"	37.0"
UFSQ4/27	48"	48"		27"	42.5"	38.75"	12.0"	37.0"
UFHX4/29	56"	48"	24.5"	29"	42.5"	40.75"	12.0"	37.0"
UFHX4/27	56"	48"	24.5"	27"	42.5"	38.75"	12.0"	37.0"
UFOC5/29	60"	60"	24.5"	29"	42.5"	40.75"	12.0"	37.0"
UFOC5/27	60"	60"	24.5"	27"	42.5"	38.75"	12.0"	37.0"
UFSU5/42	60"	60"		42"	42.5"	53.75"	12.0"	37.0"
UFSU4/42	48"	48"		42"	42.5"	53.75"	12.0"	37.0"
WAUFRD6	72"	72"		31"	42.5"	42.75"	12.0"	37.0"
WAUFRD5	60"	60"		31"	42.5"	42.75"	12.0"	37.0"
WAUFRD4	48"	48"		31"	42.5"	42.75"	12.0"	37.0"
WAUFOV72	72"	69"		31"	42.5"	42.75"	12.0"	37.0"
WAUFOV66	66"	60"		31"	42.5"	42.75"	12.0"	37.0"
WAUFSQ4	48"	48"		31"	42.5"	42.75"	12.0"	37.0"
WAUFHX4	56"	48"		31"	42.5"	42.75"	12.0"	37.0"
WAUFOC5	60"	60"		31"	42.5"	42.75"	12.0"	37.0"

Uniframe® Tables without Seating (Freight Excluded)

Square Table



Uniframe® Tables without Seating (Freight Excluded)

Square Table

MODEL	D x W	MODEL NUMBER						Approx. Packaged Weight	Flat Vinyl T-Edge (BN) 3/4" 73P Edge (73P) Perfect Edge (PR)			Chrome Upcharge add to list price	Laminate Grade 2 add to list price
		Basic Model	Edge Style	Height	Surface Finish	Edge Color	Frame Color		\$	\$	\$		
UFSQN Square Table - Without Seating • Unitized all-steel frames provide superior stability and durability • KI's exclusive combination pneumatic lift assist and torsional energy storage system results in a controlled, effortless folding. Also holds tables in a teepee position for easy cleaning • Storage lock standard for added safety • Gravity lock stabilizes tables in the open position and eliminates possibility of tables folding unexpectedly • Safety lock engages in a semi-open position to halt downward opening movement • T-leg design furnishes maximum leg room and seating capacity • Dimensions include overall depth and width of table • Ideal for multi-purpose seating	48 x 48"	UFSQ4	<input type="checkbox"/>	<input type="checkbox"/>	<input type="checkbox"/>	<input type="checkbox"/>	<input type="checkbox"/>	108.0#	\$ 1207	\$ 1270	\$ 1429	\$ 40	\$ 37

A **B** **C** **D** **E** **F**

HOW TO ORDER

- Indicate the following information on order form:
- Quantity of each item.
 - Model number, including options. See "How To Build a Model Number".
 - Any special service required.

Note: • The indicates that a choice is required.
 • The absence of the indicates that no choice is required.
 • Alpha-numeric characters in place of indicate that no other alternatives are available.

HOW TO BUILD A MODEL NUMBER

- A** Select basic model.
Basic model includes base no. of table with codes for length of table, edge treatment and frame finish.
- B** Select edge style.

BN	- Flat vinyl T-edge
73P	- 3/4" 73P edge
PR	- Perfect edge
- C** Select height.

27	- 27" high
29	- 29" high
- D** Select surface finish.
Refer to the **Product Color Options** page in this price list.
Surface finish offerings are based on edge style selections.
- E** Select surface edge color.
Refer to the **Product Color Options** page in this price list.
- F** Select frame color.
Refer to the **Product Color Options** page in this price list.
(BL) Std-no upcharge, all other colors have \$15 upcharge, see price column for Chrome upcharge

Edge color offerings are based on edge style selections.

FINISH INFORMATION

Additional Laminate Offering
 KI offers laminates beyond those offered in the standard offering. Laminates that are currently available in the program can be viewed in KI product specification tools. Requests to add laminates to the program can be submitted via the product modification request process. Please note, requests to add laminates to the program must include the laminate manufacturer's name, color/pattern number, and finish code. Edge options are limited to standard edge colors. If a matching edge is required, this will need to be requested through the product modification request process and may be subject to additional costs. Due to varying manufacturing processes and quality issues with some laminates, some requests may be denied. Extended lead times and minimum order quantities may apply on orders containing special laminates. Contact the product modification team for questions or additional information regarding special laminates and pricing.

SPECIAL SERVICES

Special Carton Marking
 With specially marked information N/C

Shipping
 Ships assembled, FOB Green Bay, WI 54302, freight excluded. Freight class 150.

Specifications and prices are subject to change without prior notice.


Uniframe® Tables without Seating (Freight Excluded)

Hexagonal Table



Uniframe® Tables without Seating (Freight Excluded)

Hexagonal Table

MODEL	DIA	MODEL NUMBER						Approx. Packaged Weight	Flat Vinyl T-Edge (BN)	3/4" 73P Edge (73P)	Perfect Edge (PR)	Chrome Upcharge add to list price	Laminate Grade 2 add to list price
		Basic Model	Edge Style	Height	Surface Finish	Edge Color	Frame Color						
 UFHXN Hexagonal Table - Without Seating • Unitized all-steel frames provide superior stability and durability • KI's exclusive combination pneumatic lift assist and torsional energy storage system results in a controlled, effortless folding. Also holds tables in a teepee position for easy cleaning • Storage lock standard for added safety • Gravity lock stabilizes tables in the open position and eliminates possibility of tables folding unexpectedly • Safety lock engages in a semi-open position to halt downward opening movement • T-leg design furnishes maximum leg room and seating capacity • Dimensions include overall depth and width of table • Ideal for multi-purpose seating	48"	UFHX4	<input type="checkbox"/>	<input type="checkbox"/>	<input type="checkbox"/>	<input type="checkbox"/>	<input type="checkbox"/>	101.0#	\$ 1341	\$ 1409	\$ 1561	\$ 38	\$ 37
			A	B	C	D	E	F					

HOW TO ORDER

- Indicate the following information on order form:
- Quantity of each item.
 - Model number, including options. See "How To Build a Model Number".
 - Any special service required.

Note: • The indicates that a choice is required.
 • The absence of the indicates that no choice is required.
 • Alpha-numeric characters in place of indicate that no other alternatives are available.

HOW TO BUILD A MODEL NUMBER

- A** Select basic model.
Basic model includes base no. of table with codes for length of table, edge treatment and frame finish.
- B** Select edge style.

BN	- Flat vinyl T-edge
73P	- 3/4" 73P edge
PR	- Perfect edge
- C** Select height.

27	- 27" high
29	- 29" high
- D** Select surface finish.
Refer to the **Product Color Options** page in this price list.
Surface finish offerings are based on edge style selections.
- E** Select surface edge color.
Refer to the **Product Color Options** page in this price list.

Edge color offerings are based on edge style selections.

- F** Select frame color.
Refer to the **Product Color Options** page in this price list.
(BL) Std-no upcharge, all other colors have \$15 upcharge, see price column for Chrome upcharge

FINISH INFORMATION

Additional Laminate Offering
 KI offers laminates beyond those offered in the standard offering. Laminates that are currently available in the program can be viewed in KI product specification tools. Requests to add laminates to the program can be submitted via the product modification request process. Please note, requests to add laminates to the program must include the laminate manufacturer's name, color/pattern number, and finish code. Edge options are limited to standard edge colors. If a matching edge is required, this will need to be requested through the product modification request process and may be subject to additional costs. Due to varying manufacturing processes and quality issues with some laminates, some requests may be denied. Extended lead times and minimum order quantities may apply on orders containing special laminates. Contact the product modification team for questions or additional information regarding special laminates and pricing.

SPECIAL SERVICES

Special Carton Marking
 With specially marked information N/C

Shipping
 Ships assembled, FOB Green Bay, WI 54302, freight excluded. Freight class 150.

Specifications and prices are subject to change without prior notice.


Uniframe® Tables without Seating (Freight Excluded)

Octagonal Table



Uniframe® Tables without Seating (Freight Excluded)

Octagonal Table

MODEL	DIA	MODEL NUMBER						Approx. Packaged Weight	Flat Vinyl T-Edge (BN)	3/4" 73P Edge (73P)	Perfect Edge (PR)	Chrome Upcharge add to list price	Laminate Grade 2 add to list price
		Basic Model	Edge Style	Height	Surface Finish	Edge Color	Frame Color						
 <p>UFOCN</p> <p>Octagonal Table - Without Seating</p> <ul style="list-style-type: none"> • Unitized all-steel frames provide superior stability and durability • KI's exclusive combination pneumatic lift assist and torsional energy storage system results in a controlled, effortless folding. Also holds tables in a teepee position for easy cleaning • Storage lock standard for added safety • Gravity lock stabilizes tables in the open position and eliminates possibility of tables folding unexpectedly • Safety lock engages in a semi-open position to halt downward opening movement • T-leg design furnishes maximum leg room and seating capacity • Dimensions include overall depth and width of table • Ideal for multi-purpose seating 	60"	UFOC5	<input type="checkbox"/>	<input type="checkbox"/>	<input type="checkbox"/>	<input type="checkbox"/>	<input type="checkbox"/>	134.0#	\$ 1384	\$ 1452	\$ 1618	\$ 48	\$ 53

A **B** **C** **D** **E** **F**

HOW TO ORDER

- Indicate the following information on order form:
1. Quantity of each item.
 2. Model number, including options. See "How To Build a Model Number".
 3. Any special service required.

Note: • The indicates that a choice is required.
 • The absence of the indicates that no choice is required.
 • Alpha-numeric characters in place of indicate that no other alternatives are available.

HOW TO BUILD A MODEL NUMBER

- A** Select basic model.
Basic model includes base no. of table with codes for length of table, edge treatment and frame finish.
- B** Select edge style.

BN	- Flat vinyl T-edge
73P	- 3/4" 73P edge
PR	- Perfect edge
- C** Select height.

27	- 27" high
29	- 29" high
- D** Select surface finish.
Refer to the **Product Color Options** page in this price list.
Surface finish offerings are based on edge style selections.
- E** Select surface edge color.
Refer to the **Product Color Options** page in this price list.

Edge color offerings are based on edge style selections.

F Select frame color.
Refer to the **Product Color Options** page in this price list.
(BL) Std-no upcharge, all other colors have \$15 upcharge, see price column for Chrome upcharge

FINISH INFORMATION

Additional Laminate Offering
 KI offers laminates beyond those offered in the standard offering. Laminates that are currently available in the program can be viewed in KI product specification tools. Requests to add laminates to the program can be submitted via the product modification request process. Please note, requests to add laminates to the program must include the laminate manufacturer's name, color/pattern number, and finish code. Edge options are limited to standard edge colors. If a matching edge is required, this will need to be requested through the product modification request process and may be subject to additional costs. Due to varying manufacturing processes and quality issues with some laminates, some requests may be denied. Extended lead times and minimum order quantities may apply on orders containing special laminates. Contact the product modification team for questions or additional information regarding special laminates and pricing.

SPECIAL SERVICES

Special Carton Marking
 With specially marked information N/C

Shipping
 Ships assembled, FOB Green Bay, WI 54302, freight excluded. Freight class 150.

Specifications and prices are subject to change without prior notice.


Uniframe® Tables without Seating (Delivered)

Round Table

Uniframe® Tables without Seating (Delivered)

Round Table



MODEL	DIA	MODEL NUMBER						Approx. Packaged Weight	Edge Options			Chrome Upcharge add to list price	Laminate Grade 2 add to list price
		Basic Model	Edge Style	Height	Surface Finish	Edge Color	Frame Color		Flat Vinyl T-Edge (BN)	3/4" 73P Edge (73P)	Perfect Edge (PR)		
 <p>Round Table - Without Seating</p> <ul style="list-style-type: none"> Unitized all-steel frames provide superior stability and durability KI's exclusive combination pneumatic lift assist and torsional energy storage system results in a controlled, effortless folding. Also holds tables in a teepee position for easy cleaning Storage lock standard for added safety Gravity lock stabilizes tables in the open position and eliminates possibility of tables folding unexpectedly Safety lock engages in a semi-open position to halt downward opening movement T-leg design furnishes maximum leg room and seating capacity Dimensions include overall depth and width of table Ideal for multi-purpose seating 	48"	UFRD4	<input type="checkbox"/>	<input type="checkbox"/>	<input type="checkbox"/>	<input type="checkbox"/>	98.0#	\$ 1488	\$ 1562	\$ 1747	\$ 42	\$ 37	
	60"	UFRD5	<input type="checkbox"/>	<input type="checkbox"/>	<input type="checkbox"/>	<input type="checkbox"/>	132.0#	1573	1653	1832	46	53	
	72"	UFRD6	<input type="checkbox"/>	<input type="checkbox"/>	<input type="checkbox"/>	<input type="checkbox"/>	158.0#	2116	2222	2609	47	105	

A B C D E F

HOW TO ORDER

- Indicate the following information on order form:
- Quantity of each item.
 - Model number, including options. See "How To Build a Model Number".
 - Any special service required.

Note: • The indicates that a choice is required.
 • The absence of the indicates that no choice is required.
 • Alpha-numeric characters in place of indicate that no other alternatives are available.

HOW TO BUILD A MODEL NUMBER

- A** Select basic model. Basic model includes base no. of table with codes for length of table, edge treatment and frame finish.
- B** Select edge style.
 - BN** - Flat vinyl T-edge
 - 73P** - 3/4" 73P edge
 - PR** - Perfect edge
- C** Select height.
 - 27** - 27" high
 - 29** - 29" high
- D** Select surface finish. Refer to the **Product Color Options** page in this price list. Surface finish offerings are based on edge style selections.
- E** Select surface edge color. Refer to the **Product Color Options** page in this price list.

Edge color offerings are based on edge style selections.

- F** Select frame color. Refer to the **Product Color Options** page in this price list. (BL) Std-no upcharge, all other colors have \$18 upcharge, see price column for Chrome upcharge

FINISH INFORMATION

Additional Laminate Offering
 KI offers laminates beyond those offered in the standard offering. Laminates that are currently available in the program can be viewed in KI product specification tools. Requests to add laminates to the program can be submitted via the product modification request process. Please note, requests to add laminates to the program must include the laminate manufacturer's name, color/pattern number, and finish code. Edge options are limited to standard edge colors. If a matching edge is required, this will need to be requested through the product modification request process and may be subject to additional costs. Due to varying manufacturing processes and quality issues with some laminates, some requests may be denied. Extended lead times and minimum order quantities may apply on orders containing special laminates. Contact the product modification team for questions or additional information regarding special laminates and pricing.

SPECIAL SERVICES

Special Carton Marking
 With specially marked information N/C

Shipping
 Ships assembled, FOB Green Bay, WI 54302, freight prepaid. Freight class 150.

Specifications and prices are subject to change without prior notice.

Uniframe® Tables without Seating (Delivered)

Square Table



Uniframe® Tables without Seating (Delivered)

Square Table

MODEL	D x W	MODEL NUMBER						Approx. Packaged Weight	Flat Vinyl T-Edge (BN) 3/4" 73P Edge (73P) Perfect Edge (PR)			Chrome Upcharge add to list price	Laminate Grade 2 add to list price
		Basic Model	Edge Style	Height	Surface Finish	Edge Color	Frame Color		\$	\$	\$		
UFSQN Square Table - Without Seating • Unitized all-steel frames provide superior stability and durability • KI's exclusive combination pneumatic lift assist and torsional energy storage system results in a controlled, effortless folding. Also holds tables in a teepee position for easy cleaning • Storage lock standard for added safety • Gravity lock stabilizes tables in the open position and eliminates possibility of tables folding unexpectedly • Safety lock engages in a semi-open position to halt downward opening movement • T-leg design furnishes maximum leg room and seating capacity • Dimensions include overall depth and width of table • Ideal for multi-purpose seating	48 x 48"	UFSQ4	<input type="checkbox"/>	<input type="checkbox"/>	<input type="checkbox"/>	<input type="checkbox"/>	<input type="checkbox"/>	108.0#	\$ 1417	\$ 1488	\$ 1677	\$ 49	\$ 37

A **B** **C** **D** **E** **F**

HOW TO ORDER

- Indicate the following information on order form:
- Quantity of each item.
 - Model number, including options. See "How To Build a Model Number".
 - Any special service required.

Note: • The indicates that a choice is required.
 • The absence of the indicates that no choice is required.
 • Alpha-numeric characters in place of indicate that no other alternatives are available.

HOW TO BUILD A MODEL NUMBER

- A** Select basic model.
Basic model includes base no. of table with codes for length of table, edge treatment and frame finish.
- B** Select edge style.

BN	- Flat vinyl T-edge
73P	- 3/4" 73P edge
PR	- Perfect edge
- C** Select height.

27	- 27" high
29	- 29" high
- D** Select surface finish.
Refer to the **Product Color Options** page in this price list.
Surface finish offerings are based on edge style selections.
- E** Select surface edge color.
Refer to the **Product Color Options** page in this price list.

Edge color offerings are based on edge style selections.

F Select frame color.
Refer to the **Product Color Options** page in this price list.
(BL) Std-no upcharge, all other colors have \$18 upcharge, see price column for Chrome upcharge

FINISH INFORMATION

Additional Laminate Offering
 KI offers laminates beyond those offered in the standard offering. Laminates that are currently available in the program can be viewed in KI product specification tools. Requests to add laminates to the program can be submitted via the product modification request process. Please note, requests to add laminates to the program must include the laminate manufacturer's name, color/pattern number, and finish code. Edge options are limited to standard edge colors. If a matching edge is required, this will need to be requested through the product modification request process and may be subject to additional costs. Due to varying manufacturing processes and quality issues with some laminates, some requests may be denied. Extended lead times and minimum order quantities may apply on orders containing special laminates. Contact the product modification team for questions or additional information regarding special laminates and pricing.

SPECIAL SERVICES

Special Carton Marking
 With specially marked information N/C

Shipping
 Ships assembled, FOB Green Bay, WI 54302, freight prepaid. Freight class 150.

Specifications and prices are subject to change without prior notice.


Uniframe® Tables without Seating (Delivered)

Hexagonal Table



Uniframe® Tables without Seating (Delivered)

Hexagonal Table

MODEL	DIA	MODEL NUMBER						Approx. Packaged Weight	Flat Vinyl T-Edge (BN)	3/4" 73P Edge (73P)	Perfect Edge (PR)	Chrome Upcharge add to list price	Laminate Grade 2 add to list price
		Basic Model	Edge Style	Height	Surface Finish	Edge Color	Frame Color						
 UFHXN Hexagonal Table - Without Seating • Unitized all-steel frames provide superior stability and durability • KI's exclusive combination pneumatic lift assist and torsional energy storage system results in a controlled, effortless folding. Also holds tables in a teepee position for easy cleaning • Storage lock standard for added safety • Gravity lock stabilizes tables in the open position and eliminates possibility of tables folding unexpectedly • Safety lock engages in a semi-open position to halt downward opening movement • T-leg design furnishes maximum leg room and seating capacity • Dimensions include overall depth and width of table • Ideal for multi-purpose seating	48"	UFHX4	<input type="checkbox"/>	<input type="checkbox"/>	<input type="checkbox"/>	<input type="checkbox"/>	<input type="checkbox"/>	101.0#	\$ 1573	\$ 1653	\$ 1832	\$ 46	\$ 37

A **B** **C** **D** **E** **F**

HOW TO ORDER

- Indicate the following information on order form:
- Quantity of each item.
 - Model number, including options. See "How To Build a Model Number".
 - Any special service required.

Note: • The indicates that a choice is required.
 • The absence of the indicates that no choice is required.
 • Alpha-numeric characters in place of indicate that no other alternatives are available.

HOW TO BUILD A MODEL NUMBER

- A** Select basic model.
Basic model includes base no. of table with codes for length of table, edge treatment and frame finish.
- B** Select edge style.

BN	- Flat vinyl T-edge
73P	- 3/4" 73P edge
PR	- Perfect edge
- C** Select height.

27	- 27" high
29	- 29" high
- D** Select surface finish.
Refer to the **Product Color Options** page in this price list.
Surface finish offerings are based on edge style selections.
- E** Select surface edge color.
Refer to the **Product Color Options** page in this price list.

Edge color offerings are based on edge style selections.

F Select frame color.
Refer to the **Product Color Options** page in this price list.
(BL) Std-no upcharge, all other colors have \$18 upcharge, see price column for Chrome upcharge

FINISH INFORMATION

Additional Laminate Offering
 KI offers laminates beyond those offered in the standard offering. Laminates that are currently available in the program can be viewed in KI product specification tools. Requests to add laminates to the program can be submitted via the product modification request process. Please note, requests to add laminates to the program must include the laminate manufacturer's name, color/pattern number, and finish code. Edge options are limited to standard edge colors. If a matching edge is required, this will need to be requested through the product modification request process and may be subject to additional costs. Due to varying manufacturing processes and quality issues with some laminates, some requests may be denied. Extended lead times and minimum order quantities may apply on orders containing special laminates. Contact the product modification team for questions or additional information regarding special laminates and pricing.

SPECIAL SERVICES

Special Carton Marking
 With specially marked information N/C

Shipping
 Ships assembled, FOB Green Bay, WI 54302, freight prepaid. Freight class 150.

Specifications and prices are subject to change without prior notice.


Uniframe® Tables without Seating (Delivered)

Octagonal Table



Uniframe® Tables without Seating (Delivered)

Octagonal Table

MODEL	DIA	MODEL NUMBER						Approx. Packaged Weight	Flat Vinyl T-Edge (BN)	3/4" 73P Edge (73P)	Perfect Edge (PR)	Chrome Upcharge add to list price	Laminate Grade 2 add to list price
		Basic Model	Edge Style	Height	Surface Finish	Edge Color	Frame Color						
 <p>UFOCN</p> <p>Octagonal Table - Without Seating</p> <ul style="list-style-type: none"> • Unitized all-steel frames provide superior stability and durability • KI's exclusive combination pneumatic lift assist and torsional energy storage system results in a controlled, effortless folding. Also holds tables in a teepee position for easy cleaning • Storage lock standard for added safety • Gravity lock stabilizes tables in the open position and eliminates possibility of tables folding unexpectedly • Safety lock engages in a semi-open position to halt downward opening movement • T-leg design furnishes maximum leg room and seating capacity • Dimensions include overall depth and width of table • Ideal for multi-purpose seating 	60"	UFOC5	<input type="checkbox"/>	<input type="checkbox"/>	<input type="checkbox"/>	<input type="checkbox"/>	<input type="checkbox"/>	134.0#	\$ 1623	\$ 1704	\$ 1894	\$ 56	\$ 53

A **B** **C** **D** **E** **F**

HOW TO ORDER

- Indicate the following information on order form:
1. Quantity of each item.
 2. Model number, including options. See "How To Build a Model Number".
 3. Any special service required.

Note:

- The indicates that a choice is required.
- The absence of the indicates that no choice is required.
- Alpha-numeric characters in place of indicate that no other alternatives are available.

HOW TO BUILD A MODEL NUMBER

- A** Select basic model.
Basic model includes base no. of table with codes for length of table, edge treatment and frame finish.
- B** Select edge style.

BN	- Flat vinyl T-edge
73P	- 3/4" 73P edge
PR	- Perfect edge
- C** Select height.

27	- 27" high
29	- 29" high
- D** Select surface finish.
Refer to the **Product Color Options** page in this price list.
Surface finish offerings are based on edge style selections.
- E** Select surface edge color.
Refer to the **Product Color Options** page in this price list.

Edge color offerings are based on edge style selections.

F Select frame color.
Refer to the **Product Color Options** page in this price list.
(BL) Std-no upcharge, all other colors have \$18 upcharge, see price column for Chrome upcharge

FINISH INFORMATION

Additional Laminate Offering
KI offers laminates beyond those offered in the standard offering. Laminates that are currently available in the program can be viewed in KI product specification tools. Requests to add laminates to the program can be submitted via the product modification request process. Please note, requests to add laminates to the program must include the laminate manufacturer's name, color/pattern number, and finish code. Edge options are limited to standard edge colors. If a matching edge is required, this will need to be requested through the product modification request process and may be subject to additional costs. Due to varying manufacturing processes and quality issues with some laminates, some requests may be denied. Extended lead times and minimum order quantities may apply on orders containing special laminates. Contact the product modification team for questions or additional information regarding special laminates and pricing.

SPECIAL SERVICES

Special Carton Marking
With specially marked information N/C

Shipping
Ships assembled, FOB Green Bay, WI 54302, freight prepaid. Freight class 150.

Specifications and prices are subject to change without prior notice.



Wheelchair Accessible Tables w/Benches
(WAUF12BE)



Wheelchair Accessible Tables w/Stools
(WAUF126)

Features


Solid core top	•	•
High-pressure laminate surface	•	•
Bullnose edge	•	•
73P edge	•	•
Perfect edge	•	•
31-3/4" height	•	•



Bullnose Edge



73P Edge



Perfect Edge

SPECIFICATIONS

Lift Mechanism

Tables fold and open in one fluid motion, assisted by a combination of pneumatic cylinders and a torsional energy storage system. This combination ensures safety and ease of use through a controlled, effortless operation. Table stays in a teepee position for easy handling. Torsion-bar-only assists or spring assists are not to be used.

Tops and Benches

Table tops and benches are solid core warp-resistant construction. Center core is 5/8" thick 45# high-density particleboard. A .040 high-pressure laminate face is used for the top surface with a balanced high-pressure laminate backer for the bottom surface. Table tops are attached to the table frame with deep thread screws; expansion rivets are not to be used. Corners have a 1-1/2" radius.

Benches

Bench supports are robotically welded steel

construction of 14-gauge tubular frame with 6" square, heavy-duty 11-gauge steel plates welded to uprights. Benches are secured to steel plates with deep thread screws. There shall be three plates for each full bench. No field assembly required.

Stools

Stool supports are robotically welded steel construction consisting of a 14-gauge tubular frame with 6" square, heavy-duty 11-gauge steel plates welded to uprights. Poly stools are attached to the steel plate with deep thread screws. Thermoset hard plastic stools are attached with carriage bolts. No field assembly required.

Stools are one of the following:

A. Poly: High-impact polypropylene stools of heavy-duty construction with ribs to reinforce points of stress. Edges are rolled for comfort and strength. Front is textured and color permeates stool. White marks may occur on the stool top at attachment points but do not alter the structural integrity of the table or stool. Stool is 13" diameter.

B. Thermoset Hard Plastic: Highly durable thermoset hard plastic stool seats of molded melamine and wood flour mixture are available. Seats are scratch resistant with color permeating through seat. Stool is 13" diameter.

Edges

Table top and bench edges are finished in one of the following:

A. Bullnose edge: (Flat vinyl T-edge) Edges are banded with an abrasion-resistant black vinyl bullnose molding. The barbed "T" design is inserted into a routed groove in the solid particleboard top and held in place with nails driven from the underside, spaced approximately 8-10" apart.

B. 73P Edge: Edges are banded with a 2mm flat polypropylene edge banding that is chemically bonded to the table or bench core.

C. Perfect edge: Made of 1/4" thick by 3/4" high cast black polyurethane. The Perfect Edge is mechanically and chemically bonded to the table core

and chemically bonded to the laminate surface edge, providing a superior, permanently sealed barrier to moisture, dirt and bacteria penetration.

Frames

Table frames are fabricated using a welded unitized construction, integrating all structural steel members into a self-supporting unit. The table top support apron is 11-gauge channel steel, pierced to securely anchor the tops. End leg and center leg assemblies are robotically wire-welded. Horizontal and vertical tubing is 1-1/4" OD 14-gauge steel. Hinge plates are 7-gauge steel. Stretcher bars are 3/4" x 1-1/2" 14-gauge oval steel tubing. All legs operate from the unitized frame, not the table top.

Frame Finish

Frame finish is one of the following:

A. Powder-Coated Finish: Epoxy powder coating is electrostatically applied. The dry coating is fused and cured in a baking oven to form a smooth, continuous film. Finish is chemical-resistant, hard, tough and chip/mar-resistant.

Standard finish is black.

B. Chrome Finish: Bright and semi-bright duplex nickel chrome is applied to the frame in a twenty-two step process, creating a superior surface finish that is extremely resistant to staining, scuffing, scratching and corrosion.

Locks

Gravity lock constructed of 3/8" solid steel rods engages automatically into slots in apron hinge, eliminating the possibility of folding unexpectedly. KI's exclusive storage lock is gravity operated for automatic engagement and semi-concealed to prevent accidental release. Release of gravity and storage locks is possible from either side of the table.

Casters

Large 4" diameter heavy-duty hard rubber swivel casters provide easy and safe maneuverability. When the table is in use, casters lift off the floor to prevent table from rolling. To avoid tripping hazards, casters do not extend beyond the end of the bench unit or outermost stool when in the

open position. Tamper-resistant caster covers are used to prevent the trapping of dirt, dust or food. Casters are self-lubricating.

Glides

For increased surface area and durability, non-marring 1.25" x 12" glides made of nylon plastic material are standard. Set of four per table.

General

Tables ship fully assembled. Tables are listed with Underwriters Laboratories in compliance with testing for public safety (Mobile Folding Tables).

INFORMATION

Warranty

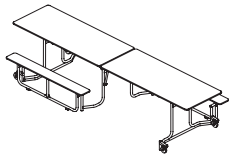
Refer to KI Terms & Conditions document or visit ki.com

Uniframe® Wheelchair Accessible Tables with Seating (Freight Excluded)

Rectangular Table with Benches

KI Uniframe® Wheelchair Accessible Tables with Seating (Freight Excluded)

Rectangular Table with Benches

MODEL	D x W	MODEL NUMBER							Approx. Packaged Weight	Flat Vinyl T-Edge (BN)	3/4" 73P Edge (73P)	Perfect Edge (PR)	Chrome Upcharge add to list price	Laminate Grade 2 add to list price
		Basic Model	Edge Style	Height	Surface Finish	Edge Color	Bench Surface	Frame Color						
 <p>UWRCB</p> <p>Wheelchair Accessible Rectangular Table with Benches</p> <ul style="list-style-type: none"> • Height to top of surface is 31-3/4" • 31" clearance from floor to underside of table • Full bench • Storage lock standard for added safety • Gravity lock stabilizes tables in the open position and eliminates possibility of tables folding unexpectedly • Listed to applicable UL standards and requirements Underwriters Laboratories, Inc • Dimensions include overall depth and width of table and seating 	56-1/2 x 139-1/2"	WAUF12BE	<input type="checkbox"/> <input type="checkbox"/> <input type="checkbox"/>	31	<input type="checkbox"/> <input type="checkbox"/> <input type="checkbox"/>	<input type="checkbox"/> <input type="checkbox"/> <input type="checkbox"/>	<input type="checkbox"/> <input type="checkbox"/> <input type="checkbox"/> <input type="checkbox"/>	<input type="checkbox"/> <input type="checkbox"/>	309.00#	\$ 2631	\$ 2900	\$ 3218	\$ 186	\$ 105
		A	B	C	D	E	F	G						

HOW TO ORDER

- Indicate the following information on order form:
1. Quantity of each item.
 2. Model number, including options. See "How To Build a Model Number".
 3. Any special service required.

Note:

- The indicates that a choice is required.
- The absence of the indicates that no choice is required.
- Alpha-numeric characters in place of indicate that no other alternatives are available.

HOW TO BUILD A MODEL NUMBER

- A** Select basic model.
Basic model includes base no. of table with codes for length of table, edge treatment and frame finish.
- B** Select edge style.

BN	- Flat vinyl T-edge
73P	- 3/4" 73P edge
PR	- Perfect edge
- C** Select height.
31 - 31" high
- D** Select surface finish.
Refer to the **Product Color Options** page in this price list.
Surface finish offerings are based on edge style selections.
- E** Select surface edge color.
Refer to the **Product Color Options** page in this price list.
Edge color offerings are based on edge style selections.
- F** Select bench surface.
Refer to the **Product Color Options** page in this price list.
- G** Select frame color.
Refer to the **Product Color Options** page in this price list.
(BL) Std-no upcharge, all other colors have \$15 upcharge, see price column for Chrome upcharge

FINISH INFORMATION

Additional Laminate Offering
KI offers laminates beyond those offered in the standard offering. Laminates that are currently available in the program can be viewed in KI product specification tools. Requests to add laminates to the program can be submitted via the product modification request process. Please note, requests to add laminates to the program must include the laminate manufacturer's name, color/pattern number, and finish code. Edge options are limited to standard edge colors. If a matching edge is required, this will need to be requested through the product modification request process and may be subject to additional costs. Due to varying manufacturing processes and quality issues with some laminates, some requests may be denied. Extended lead times and minimum order quantities may apply on orders containing special laminates. Contact the product modification team for questions or additional information regarding special laminates and pricing.

SPECIAL SERVICES

Special Carton Marking

With specially marked information N/C

Shipping
Ships assembled, FOB Green Bay, WI 54302, freight excluded. Freight class 200.

Specifications and prices are subject to change without prior notice.

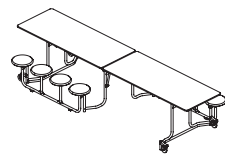
Uniframe® Wheelchair Accessible Tables with Seating (Freight Excluded)

Rectangular Table with Stool Seats

KI Uniframe® Wheelchair Accessible Tables with Seating (Freight Excluded)

Rectangular Table with Stool Seats

MODEL	D x W	MODEL NUMBER							Approx. Packaged Weight	Flat Vinyl T-Edge (BN)	3/4" 73P Edge (73P)	Perfect Edge (PR)	Chrome Upcharge add to list price	Laminate Grade 2 add to list price
		Basic Model	Edge Style	Height	Surface Finish	Edge Color	Stool Color	Frame Color						
WA Rectangular Table with Stool Seats - Polypropylene • Height to top of surface is 31-3/4" • 31" clearance from floor to underside of table • Polypropylene stool seats • Storage lock standard for added safety • Gravity lock stabilizes tables in the open position and eliminates possibility of tables folding unexpectedly • Listed to applicable UL standards and requirements Underwriters Laboratories, Inc • Dimensions include overall depth and width of table and seating	60-1/2 x 139-1/2"	WAUF126/PY	□□□	31	□□□	□□□	□□□□	□□	312.0#	\$ 3017	\$ 3169	\$ 3323	\$ 211	\$ 105
	60-1/2 x 139-1/2"	WAUF128/PY	□□□	31	□□□	□□□	□□□□	□□	316.0#	3126	3281	3440	211	105



UWRCP

A **B** **C** **D** **E** **F** **G**

HOW TO ORDER

- Indicate the following information on order form:
- Quantity of each item.
 - Model number, including options. See "How To Build a Model Number".
 - Any special service required.

Note: • The □ indicates that a choice is required.
 • The absence of the □ indicates that no choice is required.
 • Alpha-numeric characters in place of □ indicate that no other alternatives are available.

HOW TO BUILD A MODEL NUMBER

- A** Select basic model.
Basic model includes base no. of table with codes for length of table, edge treatment and frame finish.
- B** Select edge style.

BN	- Flat vinyl T-edge
73P	- 3/4" 73P edge
PR	- Perfect edge
- C** Select height.
31 - 31" high
- D** Select surface finish.
Refer to the **Product Color Options** page in this price list.
Surface finish offerings are based on edge style selections.
- E** Select surface edge color.
Refer to the **Product Color Options** page in this price list.
Edge color offerings are based on edge style selections.
- F** Select stool color - Polypropylene (PY).
Refer to the **Product Color Options** page in this price list.
- G** Select frame color.
Refer to the **Product Color Options** page in this price list.
(BL) Std-no upcharge, all other colors have \$15 upcharge, see price column for Chrome upcharge

INFORMATION

Polypropylene Stool
 High-impact polypropylene stools of heavy-duty construction, with ribs, reinforce points of stress. Edges are rolled for comfort and strength. Front is textured and color permeates stool. White marks may occur on the stool top at attachment points but do not alter the structural integrity of the table or stool. Stool is 13" diameter and fastens with screws.

FINISH INFORMATION

Additional Laminate Offering
 KI offers laminates beyond those offered in the standard offering. Laminates that are currently available in the program can be viewed in KI product specification tools. Requests to add laminates to the program can be submitted via the product modification request process. Please note, requests to add laminates to the program must include the laminate manufacturer's name, color/pattern number, and finish code. Edge options are limited to standard edge colors. If a matching edge is required, this will need to be requested through the product modification request process and may be subject to additional costs. Due to varying manufacturing processes and quality issues with some laminates, some requests may be denied. Extended lead times and minimum order quantities may apply on orders containing special laminates. Contact the product modification team for questions or additional information regarding special laminates and pricing.

SPECIAL SERVICES

Special Carton Marking

With specially marked information N/C

Shipping
 Ships assembled, FOB Green Bay, WI 54302, freight excluded. Freight class 200.

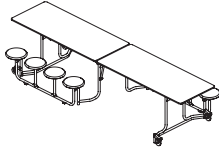
Specifications and prices are subject to change without prior notice.

Uniframe® Wheelchair Accessible Tables with Seating (Freight Excluded)

Rectangular Table with Stool Seats

KI Uniframe® Wheelchair Accessible Tables with Seating (Freight Excluded)

Rectangular Table with Stool Seats

MODEL	D x W	MODEL NUMBER							Approx. Packaged Weight	Flat Vinyl T-Edge (BN)	3/4" 73P Edge (73P)	Perfect Edge (PR)	Chrome Upcharge add to list price	Laminate Grade 2 add to list price
		Basic Model	Edge Style	Height	Surface Finish	Edge Color	Stool Color	Frame Color						
 <p>UWRCT</p> <p>WA Rectangular Table w/Stools - Thermoset Hard Plastic</p> <ul style="list-style-type: none"> Height to top of surface is 31-3/4" 31" clearance from floor to underside of table Thermoset Hard Plastic stool seats Storage lock standard for added safety Gravity lock stabilizes tables in the open position and eliminates possibility of tables folding unexpectedly Listed to applicable UL standards and requirements Underwriters Laboratories, Inc Dimensions include overall depth and width of table and seating 	60-1/2 x 139-1/2"	WAUF126/CX	<input type="checkbox"/> <input type="checkbox"/> <input type="checkbox"/>	31	<input type="checkbox"/> <input type="checkbox"/> <input type="checkbox"/>	<input type="checkbox"/> <input type="checkbox"/> <input type="checkbox"/>	<input type="checkbox"/> <input type="checkbox"/> <input type="checkbox"/>	<input type="checkbox"/> <input type="checkbox"/>	312.0#	\$ 3150	\$ 3308	\$ 3460	\$ 211	\$ 105
	60-1/2 x 139-1/2"	WAUF128/CX	<input type="checkbox"/> <input type="checkbox"/> <input type="checkbox"/>	31	<input type="checkbox"/> <input type="checkbox"/> <input type="checkbox"/>	<input type="checkbox"/> <input type="checkbox"/> <input type="checkbox"/>	<input type="checkbox"/> <input type="checkbox"/> <input type="checkbox"/>	<input type="checkbox"/> <input type="checkbox"/>	316.0#	3313	3481	3627	211	105

A **B** **C** **D** **E** **F** **G**

HOW TO ORDER

- Indicate the following information on order form:
- Quantity of each item.
 - Model number, including options. See "How To Build a Model Number".
 - Any special service required.

Note:

- The indicates that a choice is required.
- The absence of the indicates that no choice is required.
- Alpha-numeric characters in place of indicate that no other alternatives are available.

HOW TO BUILD A MODEL NUMBER

- A** Select basic model.
Basic model includes base no. of table with codes for length of table, edge treatment and frame finish.
- B** Select edge style.
BN - Flat vinyl T-edge
73P - 3/4" 73P edge
PR - Perfect edge
- C** Select height.
31 - 31" high
- D** Select surface finish.
Refer to the **Product Color Options** page in this price list.
Surface finish offerings are based on edge style selections.
- E** Select surface edge color.
Refer to the **Product Color Options** page in this price list.
Edge color offerings are based on edge style selections.
- F** Select stool color - Thermoset Hard Plastic (CX).
Refer to the **Product Color Options** page in this price list.
- G** Select frame color.
Refer to the **Product Color Options** page in this price list.
(BL) Std-no upcharge, all other colors have \$15 upcharge, see price column for Chrome upcharge

FINISH INFORMATION

Additional Laminate Offering
KI offers laminates beyond those offered in the standard offering. Laminates that are currently available in the program can be viewed in KI product specification tools. Requests to add laminates to the program can be submitted via the product modification request process. Please note, requests to add laminates to the program must include the laminate manufacturer's name, color/pattern number, and finish code. Edge options are limited to standard edge colors. If a matching edge is required, this will need to be requested through the product modification request process and may be subject to additional costs. Due to varying manufacturing processes and quality issues with some laminates, some requests may be denied. Extended lead times and minimum order quantities may apply on orders containing special laminates. Contact the product modification team for questions or additional information regarding special laminates and pricing.

SPECIAL SERVICES

Special Carton Marking

With specially marked information N/C

Shipping
Ships assembled, FOB Green Bay, WI 54302, freight excluded. Freight class 200.

Specifications and prices are subject to change without prior notice.

Uniframe® Wheelchair Accessible Tables with Seating (Delivered)

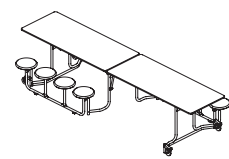
Rectangular Table with Stool Seats



Uniframe® Wheelchair Accessible Tables with Seating (Delivered)

Rectangular Table with Stool Seats

MODEL	D x W	MODEL NUMBER							Approx. Packaged Weight	Flat Vinyl T-Edge (BN)	3/4" 73P Edge (73P)	Perfect Edge (PR)	Chrome Upcharge add to list price	Laminate Grade 2 add to list price
		Basic Model	Edge Style	Height	Surface Finish	Edge Color	Stool Color	Frame Color						
WA Rectangular Table with Stool Seats - Polypropylene • Height to top of surface is 31-3/4" • 31" clearance from floor to underside of table • Polypropylene stool seats • Storage lock standard for added safety • Gravity lock stabilizes tables in the open position and eliminates possibility of tables folding unexpectedly • Listed to applicable UL standards and requirements Underwriters Laboratories, Inc • Dimensions include overall depth and width of table and seating	60-1/2 x 139-1/2"	WAUF126/PY	□□□	31	□□□	□□□	□□□□	□□	312.0#	\$ 3541	\$ 3715	\$ 3898	\$ 249	\$ 105
	60-1/2 x 139-1/2"	WAUF128/PY	□□□	31	□□□	□□□	□□□□	□□	316.0#	3665	3849	4036	249	105



UWRCP

A **B** **C** **D** **E** **F** **G**

HOW TO ORDER

- Indicate the following information on order form:
- Quantity of each item.
 - Model number, including options. See "How To Build a Model Number".
 - Any special service required.

Note: • The □ indicates that a choice is required.
 • The absence of the □ indicates that no choice is required.
 • Alpha-numeric characters in place of □ indicate that no other alternatives are available.

HOW TO BUILD A MODEL NUMBER

- A** Select basic model.
Basic model includes base no. of table with codes for length of table, edge treatment and frame finish.
- B** Select edge style.

BN	- Flat vinyl T-edge
73P	- 3/4" 73P edge
PR	- Perfect edge
- C** Select height.
31 - 31" high
- D** Select surface finish.
Refer to the **Product Color Options** page in this price list.
Surface finish offerings are based on edge style selections.
- E** Select surface edge color.
Refer to the **Product Color Options** page in this price list.
Edge color offerings are based on edge style selections.
- F** Select stool color - Polypropylene (PY).
Refer to the **Product Color Options** page in this price list.
- G** Select frame color.
Refer to the **Product Color Options** page in this price list.
(BL) Std-no upcharge, all other colors have \$18 upcharge, see price column for Chrome upcharge

FINISH INFORMATION

Additional Laminate Offering
 KI offers laminates beyond those offered in the standard offering. Laminates that are currently available in the program can be viewed in KI product specification tools. Requests to add laminates to the program can be submitted via the product modification request process. Please note, requests to add laminates to the program must include the laminate manufacturer's name, color/pattern number, and finish code. Edge options are limited to standard edge colors. If a matching edge is required, this will need to be requested through the product modification request process and may be subject to additional costs. Due to varying manufacturing processes and quality issues with some laminates, some requests may be denied. Extended lead times and minimum order quantities may apply on orders containing special laminates. Contact the product modification team for questions or additional information regarding special laminates and pricing.

INFORMATION

Polypropylene Stool
 High-impact polypropylene stools of heavy-duty construction, with ribs, reinforce points of stress. Edges are rolled for comfort and strength. Front is textured and color permeates stool. White marks may occur on the stool top at attachment points but do not alter the structural integrity of the table or stool. Stool is 13" diameter and fastens with screws.

SPECIAL SERVICES

Special Carton Marking
 With specially marked information N/C

Shipping
 Ships assembled, FOB Green Bay, WI 54302, freight prepaid. Freight class 200.

Specifications and prices are subject to change without prior notice.

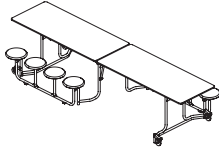
Uniframe® Wheelchair Accessible Tables with Seating (Delivered)

Rectangular Table with Stool Seats



Uniframe® Wheelchair Accessible Tables with Seating (Delivered)

Rectangular Table with Stool Seats

MODEL	D x W	MODEL NUMBER							Approx. Packaged Weight	Flat Vinyl T-Edge (BN)	3/4" 73P Edge (73P)	Perfect Edge (PR)	Chrome Upcharge add to list price	Laminate Grade 2 add to list price
		Basic Model	Edge Style	Height	Surface Finish	Edge Color	Stool Color	Frame Color						
 UWRCT WA Rectangular Table w/Stools - Thermoset Hard Plastic • Height to top of surface is 31-3/4" • 31" clearance from floor to underside of table • Thermoset Hard Plastic stool seats • Storage lock standard for added safety • Gravity lock stabilizes tables in the open position and eliminates possibility of tables folding unexpectedly • Listed to applicable UL standards and requirements Underwriters Laboratories, Inc • Dimensions include overall depth and width of table and seating	60-1/2 x 139-1/2"	WAUF126/CX	<input type="checkbox"/> <input type="checkbox"/> <input type="checkbox"/>	31	<input type="checkbox"/> <input type="checkbox"/> <input type="checkbox"/>	<input type="checkbox"/> <input type="checkbox"/> <input type="checkbox"/>	<input type="checkbox"/> <input type="checkbox"/> <input type="checkbox"/>	<input type="checkbox"/> <input type="checkbox"/>	312.0#	\$ 3696	\$ 3881	\$ 4057	\$ 249	\$ 105
	60-1/2 x 139-1/2"	WAUF128/CX	<input type="checkbox"/> <input type="checkbox"/> <input type="checkbox"/>	31	<input type="checkbox"/> <input type="checkbox"/> <input type="checkbox"/>	<input type="checkbox"/> <input type="checkbox"/> <input type="checkbox"/>	<input type="checkbox"/> <input type="checkbox"/> <input type="checkbox"/>	<input type="checkbox"/> <input type="checkbox"/>	316.0#	3885	4082	4253	249	105

A **B** **C** **D** **E** **F** **G**

HOW TO ORDER

- Indicate the following information on order form:
- Quantity of each item.
 - Model number, including options. See "How To Build a Model Number".
 - Any special service required.

Note: • The indicates that a choice is required.
 • The absence of the indicates that no choice is required.
 • Alpha-numeric characters in place of indicate that no other alternatives are available.

HOW TO BUILD A MODEL NUMBER

- A** Select basic model.
Basic model includes base no. of table with codes for length of table, edge treatment and frame finish.
- B** Select edge style.

BN	- Flat vinyl T-edge
73P	- 3/4" 73P edge
PR	- Perfect edge
- C** Select height.
31 - 31" high
- D** Select surface finish.
Refer to the **Product Color Options** page in this price list.
Surface finish offerings are based on edge style selections.
- E** Select surface edge color.
Refer to the **Product Color Options** page in this price list.
Edge color offerings are based on edge style selections.
- F** Select stool color - Thermoset Hard Plastic (CX).
Refer to the **Product Color Options** page in this price list.
- G** Select frame color.
Refer to the **Product Color Options** page in this price list.
(BL) Std-no upcharge, all other colors have \$18 upcharge, see price column for Chrome upcharge

FINISH INFORMATION

Additional Laminate Offering
 KI offers laminates beyond those offered in the standard offering. Laminates that are currently available in the program can be viewed in KI product specification tools. Requests to add laminates to the program can be submitted via the product modification request process. Please note, requests to add laminates to the program must include the laminate manufacturer's name, color/pattern number, and finish code. Edge options are limited to standard edge colors. If a matching edge is required, this will need to be requested through the product modification request process and may be subject to additional costs. Due to varying manufacturing processes and quality issues with some laminates, some requests may be denied. Extended lead times and minimum order quantities may apply on orders containing special laminates. Contact the product modification team for questions or additional information regarding special laminates and pricing.

SPECIAL SERVICES

Special Carton Marking

With specially marked information N/C

Shipping
 Ships assembled, FOB Green Bay, WI 54302, freight prepaid. Freight class 200.

Specifications and prices are subject to change without prior notice.

Uniframe® Wheelchair Accessible Tables without Seating

General Information



Uniframe® Wheelchair Accessible Tables without Seating

General Information



**WA Rectangular Table
(WAUFRT12)**




**WA Round Table
(WAUFRD5)**




**WA Oval Table
(WAUFOV66)**

Features


Solid core top	•	•	•
High-pressure laminate surface	•	•	•
Bullnose edge	•	•	•
73P Edge	•	•	•
Perfect Edge	•	•	•
31-3/4" height	•	•	•



Bullnose Edge



73P Edge



Perfect Edge



T-Style Leg



**WA Square Table
(WAUFSQ4)**



**WA Hexagonal Table
(WAUFHX4)**



**WA Octagonal Table
(WAUFOC5)**

Features

Solid core top	•	•	•
High-pressure laminate surface	•	•	•
Bullnose edge	•	•	•
73P Edge	•	•	•
Perfect Edge	•	•	•
31-3/4" height	•	•	•

SPECIFICATIONS

Lift Mechanism

Rectangular tables fold and open in one fluid motion, assisted by a torsional energy storage system. This ensures safety and ease of use through a controlled, effortless operation. Table stays in a teepee position for easy handling.

Shaped tables fold in one fluid motion without pneumatic or torsional energy assistance. Safety lock engages in the semi-open position to halt downward movement. Safety lock can be released from either side of the table.

Tops

Table tops are of solid core warp-resistant construction. Center core is 5/8" thick 45# high-density particleboard. A .040 high-pressure laminate face is used for the top surface with a balanced high-pressure laminate backer for the bottom surface. Table tops are attached to the table frame with deep thread screws; expansion rivets are not to be used. Corners have a 1-1/2" radius.

Edges

Table top and bench edges are finished in one of the following:

A. Bullnose edge: (Flat vinyl T-edge) Edges are banded with an abrasion-resistant black vinyl bullnose molding. The barbed "T" design is inserted into a routed groove in the solid particleboard top and held in place with nails driven from the underside, spaced approximately 8-10" apart.

B. 73P Edge: Edges are banded with a 2mm flat polypropylene edge banding that is chemically bonded to the table or bench core.

C. Perfect Edge: Made of 1/4" thick by 3/4" high cast black polyurethane. The Perfect Edge is mechanically and chemically bonded to the table core and chemically bonded to the laminate surface edge, providing a superior, permanently sealed barrier to moisture, dirt and bacteria penetration.

Frames for Rectangular Tables without Seating

Table frames are fabricated using a welded

unitized construction, integrating all structural steel members into a self-supporting unit. The table top support apron is 11-gauge channel steel, pierced to securely anchor the tops. End leg and center leg assemblies are robotically wire-welded. End leg weldment consists of 1" x 2" 14-gauge vertical tube, 1-1/4" round 14-gauge top tube and 1" x 2" 14-gauge bottom tube. Center leg weldment consists of 1" x 2" 14-gauge vertical tube, 1-1/4" round 14-gauge top tube and 1" round 14-gauge bottom tube. Center hinge plates are 7-gauge steel. Stretcher bars are 3/4" x 1-1/2" 14-gauge oval steel tubing. All legs operate from the unitized frame, not the table top.

Frames for Shaped Tables without Seating

Table frame is fabricated using a welded unitized construction, integrating all structural steel members into a self-supporting unit. The table top support apron is 11-gauge angle steel, pierced to securely anchor the tops. Leg weldments are robotically wire-welded. Leg consists of 1" x 2" 14-gauge vertical tube and bottom tube, 1" round

14-gauge top tube and two support gussets for added strength. Center hinge plates are 7-gauge steel. Stretcher bars are 1" 7-gauge steel. All legs operate from the unitized frame, not the table top.

Frame Finish

Frame finish is one of the following:

A. Powder-Coated Finish: Epoxy powder coating is electrostatically applied. The dry coating is fused and cured in a baking oven to form a smooth, continuous film. Finish is chemical-resistant, hard, tough and chip/mar-resistant. Standard finish is black.

B. Chrome Finish: Bright and semi-bright duplex nickel chrome is applied to the frame in a twenty-two step process, creating a superior surface finish that is extremely resistant to staining, scuffing, scratching and corrosion.

Locks for Rectangular Tables

Gravity lock constructed of 3/8" solid steel rods engages automatically into slots in apron hinge, eliminating the possibility of folding unexpectedly.

KI's exclusive storage lock is spring loaded for automatic engagement and semi-concealed to prevent accidental release. Release of gravity and storage locks is possible from either side of the table.

Locks for Shaped Tables

Gravity lock with spring assist constructed of 3/8" solid steel rods engages automatically into slots in apron hinge, eliminating the possibility of folding unexpectedly. Safety lock engages in a semi-open position to halt downward opening movement. Release of gravity lock is possible from either side of the table.

Casters

Large 4" diameter heavy duty hard rubber swivel casters provide easy and safe maneuverability. When table is in use, casters lift off the floor to prevent table from rolling. To avoid tripping hazards, casters do not extend beyond the outer edge of table top when table is in the open position. Casters are self-lubricating.

Glides

For increased surface area and durability, non-marring 1.25" x 12" glides made of ABS plastic material are standard. Set of four per table.

General

Tables ship fully assembled. Rectangular tables without seating are listed with Underwriters Laboratories in compliance with testing for public safety (Mobile Folding Tables).

INFORMATION

Warranty




Refer to KI Terms & Conditions document or visit ki.com

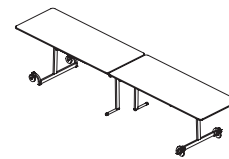
Uniframe® Wheelchair Accessible Tables without Seating (Freight Excluded)

Rectangular Table

Uniframe® Wheelchair Accessible Tables without Seating (Freight Excluded)

Rectangular Table

MODEL	D x W	MODEL NUMBER						Approx. Packaged Weight	  			Chrome Upcharge add to list price	Laminate Grade 2 add to list price	
		Basic Model	Edge Style	Height	Surface Finish	Edge Color	Frame Color		Flat Vinyl T-Edge (BN)	3/4" 73P Edge (73P)	Perfect Edge (PR)			
Wheelchair Accessible Rectangular Table - Without Seating • Storage lock standard for added safety • Gravity lock stabilizes tables in the open position and eliminates possibility of tables folding unexpectedly • Listed to applicable UL standards and requirements Underwriters Laboratories, Inc • T-leg design furnishes maximum leg room and seating capacity • Height to top of surface is 31-3/4" • 31" clearance from floor to underside of table	30 x 96"	WAUFRT08	<input type="checkbox"/>	31	<input type="checkbox"/>	<input type="checkbox"/>	170.0#	\$ 1609	\$ 1685	\$ 1835	\$ 169	\$ 53		
	30 x 120"	WAUFRT10	<input type="checkbox"/>	31	<input type="checkbox"/>	<input type="checkbox"/>	193.0#	1762	1850	1918	95	105		
	30 x 139-1/2"	WAUFRT12	<input type="checkbox"/>	31	<input type="checkbox"/>	<input type="checkbox"/>	215.0#	1936	2032	2087	75	105		
			A	B	C	D	E	F						



UWRCN

HOW TO ORDER

- Indicate the following information on order form:
- Quantity of each item.
 - Model number, including options. See "How To Build a Model Number".
 - Any special service required.

Note: • The indicates that a choice is required.
 • The absence of the indicates that no choice is required.
 • Alpha-numeric characters in place of indicate that no other alternatives are available.

HOW TO BUILD A MODEL NUMBER

- A** Select basic model.
Basic model includes base no. of table with codes for length of table, edge treatment and frame finish.
- B** Select edge style.

BN	- Flat vinyl T-edge
73P	- 3/4" 73P edge
PR	- Perfect edge
- C** Select height.

31	- 31" high
-----------	------------
- D** Select surface finish.
Refer to the **Product Color Options** page in this price list.
Surface finish offerings are based on edge style selections.
- E** Select surface edge color.
Refer to the **Product Color Options** page in this price list.
Edge color offerings are based on edge style

selections.

- F** Select frame color.
Refer to the **Product Color Options** page in this price list.
(BL) Std-no upcharge, all other colors have \$15 upcharge, see price column for Chrome upcharge

FINISH INFORMATION

Additional Laminate Offering
 KI offers laminates beyond those offered in the standard offering. Laminates that are currently available in the program can be viewed in KI product specification tools. Requests to add laminates to the program can be submitted via the product modification request process. Please note, requests to add laminates to the program must include the laminate manufacturer's name, color/pattern number, and finish code. Edge options are limited to standard edge colors. If a matching edge is required, this will need to be requested through the product modification request process and may be subject to additional costs. Due to varying manufacturing processes and quality issues with some laminates, some requests may be denied. Extended lead times and minimum order quantities may apply on orders containing special laminates. Contact the product modification team for questions or additional information regarding special laminates and pricing.

SPECIAL SERVICES

Special Carton Marking
 With specially marked information N/C

Shipping
 Ships assembled, FOB Green Bay, WI 54302, freight excluded. Freight class 150.





Specifications and prices are subject to change without prior notice.

Uniframe® Wheelchair Accessible Tables without Seating (Freight Excluded)

Round Table

Uniframe® Wheelchair Accessible Tables without Seating (Freight Excluded)

Round Table

MODEL	DIA	MODEL NUMBER						Approx. Packaged Weight	  			Chrome Upcharge add to list price	Laminate Grade 2 add to list price
		Basic Model	Edge Style	Height	Surface Finish	Edge Color	Frame Color		Flat Vinyl T-Edge (BN)	3/4" 73P Edge (73P)	Perfect Edge (PR)		
 UWRDN Wheelchair Accessible Round Table - Without Seating • Storage lock standard for added safety • Gravity lock stabilizes tables in the open position and eliminates possibility of tables folding unexpectedly • Safety lock engages in a semi-open position to halt downward opening movement • T-leg design furnishes maximum leg room and seating capacity • Height to top of surface is 31-3/4" • 31" clearance from floor to underside of table	48"	WAUFRD4	<input type="checkbox"/>	31	<input type="checkbox"/>	<input type="checkbox"/>	89.0#	\$ 1285	\$ 1347	\$ 1511	\$ 39	\$ 37	
	60"	WAUFRD5	<input type="checkbox"/>	31	<input type="checkbox"/>	<input type="checkbox"/>	115.0#	1366	1433	1590	35	53	
	72"	WAUFRD6	<input type="checkbox"/>	31	<input type="checkbox"/>	<input type="checkbox"/>	149.0#	1830	1921	2248	33	105	
			A	B	C	D	E	F					

HOW TO ORDER

- Indicate the following information on order form:
- Quantity of each item.
 - Model number, including options. See "How To Build a Model Number".
 - Any special service required.

Note:

- The indicates that a choice is required.
- The absence of the indicates that no choice is required.
- Alpha-numeric characters in place of indicate that no other alternatives are available.

HOW TO BUILD A MODEL NUMBER

- A** Select basic model.
Basic model includes base no. of table with codes for length of table, edge treatment and frame finish.
- B** Select edge style.

BN	- Flat vinyl T-edge
73P	- 3/4" 73P edge
PR	- Perfect edge
- C** Select height.

31	- 31" high
-----------	------------
- D** Select surface finish.
Refer to the **Product Color Options** page in this price list.
Surface finish offerings are based on edge style selections.
- E** Select surface edge color.
Refer to the **Product Color Options** page in this price list.
Edge color offerings are based on edge style selections.
- F** Select frame color.
Refer to the **Product Color Options** page in this price list.
(BL) Std-no upcharge, all other colors have \$15 upcharge, see price column for Chrome upcharge

FINISH INFORMATION

Additional Laminate Offering
 KI offers laminates beyond those offered in the standard offering. Laminates that are currently available in the program can be viewed in KI product specification tools. Requests to add laminates to the program can be submitted via the product modification request process. Please note, requests to add laminates to the program must include the laminate manufacturer's name, color/pattern number, and finish code. Edge options are limited to standard edge colors. If a matching edge is required, this will need to be requested through the product modification request process and may be subject to additional costs. Due to varying manufacturing processes and quality issues with some laminates, some requests may be denied. Extended lead times and minimum order quantities may apply on orders containing special laminates. Contact the product modification team for questions or additional information regarding special laminates and pricing.

SPECIAL SERVICES

Special Carton Marking

With specially marked information N/C

Shipping

Ships assembled, FOB Green Bay, WI 54302, freight excluded. Freight class 150.


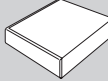
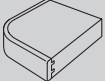

Specifications and prices are subject to change without prior notice.

Uniframe® Wheelchair Accessible Tables without Seating (Freight Excluded)

Oval Table

Uniframe® Wheelchair Accessible Tables without Seating (Freight Excluded)

Oval Table

MODEL	D x L	MODEL NUMBER						Approx. Packaged Weight	  			Chrome Upcharge add to list price	Laminate Grade 2 add to list price
		Basic Model	Edge Style	Height	Surface Finish	Edge Color	Frame Color		Flat Vinyl T-Edge (BN)	3/4" 73P Edge (73P)	Perfect Edge (PR)		
 Wheelchair Accessible Oval Table - Without Seating • Storage lock standard for added safety • Gravity lock stabilizes tables in the open position and eliminates possibility of tables folding unexpectedly • Safety lock engages in a semi-open position to halt downward opening movement • T-leg design furnishes maximum leg room and seating capacity • Height to top of surface is 31-3/4" • 31" clearance from floor to underside of table	60 x 66"	WAUFOV66	<input type="checkbox"/> <input type="checkbox"/>	31	<input type="checkbox"/> <input type="checkbox"/>	<input type="checkbox"/> <input type="checkbox"/>	<input type="checkbox"/>	132.0#	\$ 1600	\$ 1681	\$ 1905	\$ 34	\$ 105
	60 x 72"	WAUFOV72	<input type="checkbox"/> <input type="checkbox"/>	31	<input type="checkbox"/> <input type="checkbox"/>	<input type="checkbox"/> <input type="checkbox"/>	<input type="checkbox"/>	140.0#	1667	1752	2008	33	105
			A	B	C	D	E	F					

UWOVN

HOW TO ORDER

- Indicate the following information on order form:
- Quantity of each item.
 - Model number, including options. See "How To Build a Model Number".
 - Any special service required.

Note:

- The indicates that a choice is required.
- The absence of the indicates that no choice is required.
- Alpha-numeric characters in place of indicate that no other alternatives are available.

HOW TO BUILD A MODEL NUMBER

- A** Select basic model.
Basic model includes base no. of table with codes for length of table, edge treatment and frame finish.
- B** Select edge style.

BN	- Flat vinyl T-edge
73P	- 3/4" 73P edge
PR	- Perfect edge
- C** Select height.
31 - 31" high
- D** Select surface finish.
Refer to the **Product Color Options** page in this price list.
Surface finish offerings are based on edge style selections.
- E** Select surface edge color.
Refer to the **Product Color Options** page in this price list.
Edge color offerings are based on edge style selections.
- F** Select frame color.
Refer to the **Product Color Options** page in this price list.
(BL) Std-no upcharge, all other colors have \$15 upcharge, see price column for Chrome upcharge.

FINISH INFORMATION

Additional Laminate Offering
 KI offers laminates beyond those offered in the standard offering. Laminates that are currently available in the program can be viewed in KI product specification tools. Requests to add laminates to the program can be submitted via the product modification request process. Please note, requests to add laminates to the program must include the laminate manufacturer's name, color/pattern number, and finish code. Edge options are limited to standard edge colors. If a matching edge is required, this will need to be requested through the product modification request process and may be subject to additional costs. Due to varying manufacturing processes and quality issues with some laminates, some requests may be denied. Extended lead times and minimum order quantities may apply on orders containing special laminates. Contact the product modification team for questions or additional information regarding special laminates and pricing.

SPECIAL SERVICES

Special Carton Marking

With specially marked information N/C

Shipping
 Ships assembled, FOB Green Bay, WI 54302, freight excluded. Freight class 150.



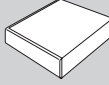
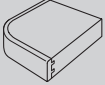
Specifications and prices are subject to change without prior notice.

Uniframe® Wheelchair Accessible Tables without Seating (Freight Excluded)

Square Table

Uniframe® Wheelchair Accessible Tables without Seating (Freight Excluded)

Square Table

MODEL	D x W	MODEL NUMBER						Approx. Packaged Weight	Edge Options			Chrome Upcharge add to list price	Laminate Grade 2 add to list price
		Basic Model	Edge Style	Height	Surface Finish	Edge Color	Frame Color		Flat Vinyl T-Edge (BN)	3/4" 73P Edge (73P)	Perfect Edge (PR)		
 UWSQN Wheelchair Accessible Square Table - Without Seating • Storage lock standard for added safety • Gravity lock stabilizes tables in the open position and eliminates possibility of tables folding unexpectedly • Safety lock engages in a semi-open position to halt downward opening movement • T-leg design furnishes maximum leg room and seating capacity • Height to top of surface is 31-3/4" • 31" clearance from floor to underside of table	48 X 48"	WAUFSQ4	<input type="checkbox"/>	31	<input type="checkbox"/>	<input type="checkbox"/>	<input type="checkbox"/>	102.0#	 \$ 1227	 \$ 1289	 \$ 1448	\$ 46	\$ 37
			A	B	C	D	E	F					

HOW TO ORDER

- Indicate the following information on order form:
- Quantity of each item.
 - Model number, including options. See "How To Build a Model Number".
 - Any special service required.

Note:

- The indicates that a choice is required.
- The absence of the indicates that no choice is required.
- Alpha-numeric characters in place of indicate that no other alternatives are available.

HOW TO BUILD A MODEL NUMBER

- A** Select basic model.
Basic model includes base no. of table with codes for length of table, edge treatment and frame finish.
- B** Select edge style.
BN - Flat vinyl T-edge
73P - 3/4" 73P edge
PR - Perfect edge
- C** Select height.
31 - 31" high
- D** Select surface finish.
Refer to the **Product Color Options** page in this price list.
Surface finish offerings are based on edge style selections.
- E** Select surface edge color.
Refer to the **Product Color Options** page in this price list.
Edge color offerings are based on edge style selections.
- F** Select frame color.
Refer to the **Product Color Options** page in this price list.
(BL) Std-no upcharge, all other colors have \$15 upcharge, see price column for Chrome upcharge

FINISH INFORMATION

Additional Laminate Offering
KI offers laminates beyond those offered in the standard offering. Laminates that are currently available in the program can be viewed in KI product specification tools. Requests to add laminates to the program can be submitted via the product modification request process. Please note, requests to add laminates to the program must include the laminate manufacturer's name, color/pattern number, and finish code. Edge options are limited to standard edge colors. If a matching edge is required, this will need to be requested through the product modification request process and may be subject to additional costs. Due to varying manufacturing processes and quality issues with some laminates, some requests may be denied. Extended lead times and minimum order quantities may apply on orders containing special laminates. Contact the product modification team for questions or additional information regarding special laminates and pricing.

SPECIAL SERVICES

Special Carton Marking

With specially marked information N/C

Shipping

Ships assembled, FOB Green Bay, WI 54302, freight excluded. Freight class 150.





Specifications and prices are subject to change without prior notice.

Uniframe® Wheelchair Accessible Tables without Seating (Freight Excluded)

Hexagonal Table

Uniframe® Wheelchair Accessible Tables without Seating (Freight Excluded)

Hexagonal Table

MODEL	DIA	MODEL NUMBER						Approx. Packaged Weight	  			Chrome Upcharge add to list price	Laminate Grade 2 add to list price
		Basic Model	Edge Style	Height	Surface Finish	Edge Color	Frame Color		Flat Vinyl T-Edge (BN)	3/4" 73P Edge (73P)	Perfect Edge (PR)		
 Wheelchair Accessible Hexagonal Table - Without Seating <ul style="list-style-type: none"> Storage lock standard for added safety Gravity lock stabilizes tables in the open position and eliminates possibility of tables folding unexpectedly Safety lock engages in a semi-open position to halt downward opening movement T-leg design furnishes maximum leg room and seating capacity Height to top of surface is 31-3/4" 31" clearance from floor to underside of table 	48"	WAUFHX4	<input type="checkbox"/>	31	<input type="checkbox"/>	<input type="checkbox"/>	<input type="checkbox"/>	94.0#	\$ 1366	\$ 1433	\$ 1590	\$ 35	\$ 37
			A	B	C	D	E	F					

HOW TO ORDER

- Indicate the following information on order form:
- Quantity of each item.
 - Model number, including options. See "How To Build a Model Number".
 - Any special service required.

Note:

- The indicates that a choice is required.
- The absence of the indicates that no choice is required.
- Alpha-numeric characters in place of indicate that no other alternatives are available.

HOW TO BUILD A MODEL NUMBER

- A** Select basic model.
Basic model includes base no. of table with codes for length of table, edge treatment and frame finish.
- B** Select edge style.

BN	- Flat vinyl T-edge
73P	- 3/4" 73P edge
PR	- Perfect edge
- C** Select height.
31 - 31" high
- D** Select surface finish.
Refer to the **Product Color Options** page in this price list.
Surface finish offerings are based on edge style selections.
- E** Select surface edge color.
Refer to the **Product Color Options** page in this price list.
Edge color offerings are based on edge style selections.

FINISH INFORMATION

Additional Laminate Offering
 KI offers laminates beyond those offered in the standard offering. Laminates that are currently available in the program can be viewed in KI product specification tools. Requests to add laminates to the program can be submitted via the product modification request process. Please note, requests to add laminates to the program must include the laminate manufacturer's name, color/pattern number, and finish code. Edge options are limited to standard edge colors. If a matching edge is required, this will need to be requested through the product modification request process and may be subject to additional costs. Due to varying manufacturing processes and quality issues with some laminates, some requests may be denied. Extended lead times and minimum order quantities may apply on orders containing special laminates. Contact the product modification team for questions or additional information regarding special laminates and pricing.

SPECIAL SERVICES

Special Carton Marking

With specially marked information N/C

Shipping
 Ships assembled, FOB Green Bay, WI 54302, freight excluded. Freight class 150.





Specifications and prices are subject to change without prior notice.

Uniframe® Wheelchair Accessible Tables without Seating (Freight Excluded)

Octagonal Table

Uniframe® Wheelchair Accessible Tables without Seating (Freight Excluded)

Octagonal Table

MODEL	DIA	MODEL NUMBER						Approx. Packaged Weight	  			Chrome Upcharge add to list price	Laminate Grade 2 add to list price
		Basic Model	Edge Style	Height	Surface Finish	Edge Color	Frame Color		Flat Vinyl T-Edge (BN)	3/4" 73P Edge (73P)	Perfect Edge (PR)		
 Wheelchair Accessible Octagonal Table - Without Seating <ul style="list-style-type: none"> Storage lock standard for added safety Gravity lock stabilizes tables in the open position and eliminates possibility of tables folding unexpectedly Safety lock engages in a semi-open position to halt downward opening movement T-leg design furnishes maximum leg room and seating capacity Height to top of surface is 31-3/4" 31" clearance from floor to underside of table 	60"	WAUFOC5	<input type="checkbox"/>	31	<input type="checkbox"/>	<input type="checkbox"/>	<input type="checkbox"/>	140.0#	\$ 1412	\$ 1481	\$ 1636	\$ 46	\$ 53
			A	B	C	D	E	F					

UWOCN

HOW TO ORDER

- Indicate the following information on order form:
- Quantity of each item.
 - Model number, including options. See "How To Build a Model Number".
 - Any special service required.

Note:

- The indicates that a choice is required.
- The absence of the indicates that no choice is required.
- Alpha-numeric characters in place of indicate that no other alternatives are available.

HOW TO BUILD A MODEL NUMBER

- A** Select basic model.
Basic model includes base no. of table with codes for length of table, edge treatment and frame finish.
- B** Select edge style.

BN	- Flat vinyl T-edge
73P	- 3/4" 73P edge
PR	- Perfect edge
- C** Select height.

31	- 31" high
-----------	------------
- D** Select surface finish.
Refer to the **Product Color Options** page in this price list.
Surface finish offerings are based on edge style selections.
- E** Select surface edge color.
Refer to the **Product Color Options** page in this price list.
Edge color offerings are based on edge style selections.
- F** Select frame color.
Refer to the **Product Color Options** page in this price list.
(BL) Std-no upcharge, all other colors have \$15 upcharge, see price column for Chrome upcharge

FINISH INFORMATION

Additional Laminate Offering
 KI offers laminates beyond those offered in the standard offering. Laminates that are currently available in the program can be viewed in KI product specification tools. Requests to add laminates to the program can be submitted via the product modification request process. Please note, requests to add laminates to the program must include the laminate manufacturer's name, color/pattern number, and finish code. Edge options are limited to standard edge colors. If a matching edge is required, this will need to be requested through the product modification request process and may be subject to additional costs. Due to varying manufacturing processes and quality issues with some laminates, some requests may be denied. Extended lead times and minimum order quantities may apply on orders containing special laminates. Contact the product modification team for questions or additional information regarding special laminates and pricing.

SPECIAL SERVICES

Special Carton Marking

With specially marked information N/C

Shipping
 Ships assembled, FOB Green Bay, WI 54302, freight excluded. Freight class 150.

Specifications and prices are subject to change without prior notice.




Uniframe® Wheelchair Accessible Tables without Seating (Delivered)

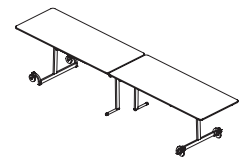
Rectangular Table



Uniframe® Wheelchair Accessible Tables without Seating (Delivered)

Rectangular Table

MODEL	D x W	MODEL NUMBER						Approx. Packaged Weight	  			Chrome Upcharge add to list price	Laminate Grade 2 add to list price
		Basic Model	Edge Style	Height	Surface Finish	Edge Color	Frame Color		Flat Vinyl T-Edge (BN)	3/4" 73P Edge (73P)	Perfect Edge (PR)		
Wheelchair Accessible Rectangular Table - Without Seating • Storage lock standard for added safety • Gravity lock stabilizes tables in the open position and eliminates possibility of tables folding unexpectedly • Listed to applicable UL standards and requirements Underwriters Laboratories, Inc • T-leg design furnishes maximum leg room and seating capacity • Height to top of surface is 31-3/4" • 31" clearance from floor to underside of table	30 x 96"	WAUFRT08	<input type="checkbox"/>	31	<input type="checkbox"/>	<input type="checkbox"/>	<input type="checkbox"/>	170.0#	\$ 1887	\$ 1980	\$ 2151	\$ 197	\$ 53
	30 x 120"	WAUFRT10	<input type="checkbox"/>	31	<input type="checkbox"/>	<input type="checkbox"/>	<input type="checkbox"/>	193.0#	2067	2170	2246	113	105
	30 x 139-1/2"	WAUFRT12	<input type="checkbox"/>	31	<input type="checkbox"/>	<input type="checkbox"/>	<input type="checkbox"/>	215.0#	2269	2385	2448	89	105
			A	B	C	D	E	F					



UWRCN

HOW TO ORDER

- Indicate the following information on order form:
- Quantity of each item.
 - Model number, including options. See "How To Build a Model Number".
 - Any special service required.

Note: • The indicates that a choice is required.
 • The absence of the indicates that no choice is required.
 • Alpha-numeric characters in place of indicate that no other alternatives are available.

HOW TO BUILD A MODEL NUMBER

- A** Select basic model.
Basic model includes base no. of table with codes for length of table, edge treatment and frame finish.
- B** Select edge style.

BN	- Flat vinyl T-edge
73P	- 3/4" 73P edge
PR	- Perfect edge
- C** Select height.

31	- 31" high
-----------	------------
- D** Select surface finish.
Refer to the **Product Color Options** page in this price list.
Surface finish offerings are based on edge style selections.
- E** Select surface edge color.
Refer to the **Product Color Options** page in this price list.
Edge color offerings are based on edge style selections.
- F** Select frame color.
Refer to the **Product Color Options** page in this price list.
(BL) Std-no upcharge, all other colors have \$18 upcharge, see price column for Chrome upcharge

FINISH INFORMATION

Additional Laminate Offering
 KI offers laminates beyond those offered in the standard offering. Laminates that are currently available in the program can be viewed in KI product specification tools. Requests to add laminates to the program can be submitted via the product modification request process. Please note, requests to add laminates to the program must include the laminate manufacturer's name, color/pattern number, and finish code. Edge options are limited to standard edge colors. If a matching edge is required, this will need to be requested through the product modification request process and may be subject to additional costs. Due to varying manufacturing processes and quality issues with some laminates, some requests may be denied. Extended lead times and minimum order quantities may apply on orders containing special laminates. Contact the product modification team for questions or additional information regarding special laminates and pricing.

SPECIAL SERVICES

Special Carton Marking
 With specially marked information N/C

Shipping
 Ships assembled, FOB Green Bay, WI 54302, freight prepaid. Freight class 150.

Specifications and prices are subject to change without prior notice.





Uniframe® Wheelchair Accessible Tables without Seating (Delivered)

Round Table



Uniframe® Wheelchair Accessible Tables without Seating (Delivered)

Round Table

MODEL	DIA	MODEL NUMBER						Approx. Packaged Weight	  			Chrome Upcharge add to list price	Laminate Grade 2 add to list price
		Basic Model	Edge Style	Height	Surface Finish	Edge Color	Frame Color		Flat Vinyl T-Edge (BN)	3/4" 73P Edge (73P)	Perfect Edge (PR)		
 UWRDN Wheelchair Accessible Round Table - Without Seating • Storage lock standard for added safety • Gravity lock stabilizes tables in the open position and eliminates possibility of tables folding unexpectedly • Safety lock engages in a semi-open position to halt downward opening movement • T-leg design furnishes maximum leg room and seating capacity • Height to top of surface is 31-3/4" • 31" clearance from floor to underside of table	48"	WAUFRD4	<input type="checkbox"/> <input type="checkbox"/> <input type="checkbox"/>	31	<input type="checkbox"/> <input type="checkbox"/> <input type="checkbox"/>	<input type="checkbox"/> <input type="checkbox"/> <input type="checkbox"/>	<input type="checkbox"/> <input type="checkbox"/>	89.0#	\$ 1508	\$ 1582	\$ 1773	\$ 47	\$ 37
	60"	WAUFRD5	<input type="checkbox"/> <input type="checkbox"/> <input type="checkbox"/>	31	<input type="checkbox"/> <input type="checkbox"/> <input type="checkbox"/>	<input type="checkbox"/> <input type="checkbox"/> <input type="checkbox"/>	<input type="checkbox"/> <input type="checkbox"/>	115.0#	1602	1683	1863	42	53
	72"	WAUFRD6	<input type="checkbox"/> <input type="checkbox"/> <input type="checkbox"/>	31	<input type="checkbox"/> <input type="checkbox"/> <input type="checkbox"/>	<input type="checkbox"/> <input type="checkbox"/> <input type="checkbox"/>	<input type="checkbox"/> <input type="checkbox"/>	149.0#	2145	2253	2638	39	105

A **B** **C** **D** **E** **F**

HOW TO ORDER

- Indicate the following information on order form:
- Quantity of each item.
 - Model number, including options. See "How To Build a Model Number".
 - Any special service required.

Note:

- The indicates that a choice is required.
- The absence of the indicates that no choice is required.
- Alpha-numeric characters in place of indicate that no other alternatives are available.

HOW TO BUILD A MODEL NUMBER

- A** Select basic model.
Basic model includes base no. of table with codes for length of table, edge treatment and frame finish.
- B** Select edge style.

BN	- Flat vinyl T-edge
73P	- 3/4" 73P edge
PR	- Perfect edge
- C** Select height.

31	- 31" high
-----------	------------
- D** Select surface finish.
Refer to the **Product Color Options** page in this price list.
Surface finish offerings are based on edge style selections.
- E** Select surface edge color.
Refer to the **Product Color Options** page in this price list.
Edge color offerings are based on edge style selections.
- F** Select frame color.
Refer to the **Product Color Options** page in this price list.
(BL) Std-no upcharge, all other colors have \$18 upcharge, see price column for Chrome upcharge

FINISH INFORMATION

Additional Laminate Offering
 KI offers laminates beyond those offered in the standard offering. Laminates that are currently available in the program can be viewed in KI product specification tools. Requests to add laminates to the program can be submitted via the product modification request process. Please note, requests to add laminates to the program must include the laminate manufacturer's name, color/pattern number, and finish code. Edge options are limited to standard edge colors. If a matching edge is required, this will need to be requested through the product modification request process and may be subject to additional costs. Due to varying manufacturing processes and quality issues with some laminates, some requests may be denied. Extended lead times and minimum order quantities may apply on orders containing special laminates. Contact the product modification team for questions or additional information regarding special laminates and pricing.

SPECIAL SERVICES

Special Carton Marking
 With specially marked information N/C

Shipping
 Ships assembled, FOB Green Bay, WI 54302, freight prepaid. Freight class 150.

Specifications and prices are subject to change without prior notice.





Uniframe® Wheelchair Accessible Tables without Seating (Delivered)

Oval Table



Uniframe® Wheelchair Accessible Tables without Seating (Delivered)

Oval Table

MODEL	D x L	MODEL NUMBER						Approx. Packaged Weight	  			Chrome Upcharge add to list price	Laminate Grade 2 add to list price	
		Basic Model	Edge Style	Height	Surface Finish	Edge Color	Frame Color		Flat Vinyl T-Edge (BN)	3/4" 73P Edge (73P)	Perfect Edge (PR)			
 Wheelchair Accessible Oval Table - Without Seating • Storage lock standard for added safety • Gravity lock stabilizes tables in the open position and eliminates possibility of tables folding unexpectedly • Safety lock engages in a semi-open position to halt downward opening movement • T-leg design furnishes maximum leg room and seating capacity • Height to top of surface is 31-3/4" • 31" clearance from floor to underside of table	60 x 66"	WAUFOV66	<input type="checkbox"/>	31	<input type="checkbox"/>	<input type="checkbox"/>	132.0#	\$ 1878	\$ 1973	\$ 2234	\$ 40	\$ 105		
	60 x 72"	WAUFOV72	<input type="checkbox"/>	31	<input type="checkbox"/>	<input type="checkbox"/>	140.0#	1957	2130	2349	39	105		
			A	B	C	D	E	F						

UWOVN

HOW TO ORDER

- Indicate the following information on order form:
- Quantity of each item.
 - Model number, including options. See "How To Build a Model Number".
 - Any special service required.

Note:

- The indicates that a choice is required.
- The absence of the indicates that no choice is required.
- Alpha-numeric characters in place of indicate that no other alternatives are available.

HOW TO BUILD A MODEL NUMBER

- A** Select basic model.
Basic model includes base no. of table with codes for length of table, edge treatment and frame finish.
- B** Select edge style.
BN - Flat vinyl T-edge
73P - 3/4" 73P edge
PR - Perfect edge
- C** Select height.
31 - 31" high
- D** Select surface finish.
Refer to the **Product Color Options** page in this price list.
Surface finish offerings are based on edge style selections.
- E** Select surface edge color.
Refer to the **Product Color Options** page in this price list.
Edge color offerings are based on edge style selections.
- F** Select frame color.
Refer to the **Product Color Options** page in this price list.
(BL) Std-no upcharge, all other colors have \$18 upcharge, see price column for Chrome upcharge

FINISH INFORMATION

Additional Laminate Offering
KI offers laminates beyond those offered in the standard offering. Laminates that are currently available in the program can be viewed in KI product specification tools. Requests to add laminates to the program can be submitted via the product modification request process. Please note, requests to add laminates to the program must include the laminate manufacturer's name, color/pattern number, and finish code. Edge options are limited to standard edge colors. If a matching edge is required, this will need to be requested through the product modification request process and may be subject to additional costs. Due to varying manufacturing processes and quality issues with some laminates, some requests may be denied. Extended lead times and minimum order quantities may apply on orders containing special laminates. Contact the product modification team for questions or additional information regarding special laminates and pricing.

SPECIAL SERVICES

Special Carton Marking

With specially marked information N/C

Shipping
Ships assembled, FOB Green Bay, WI 54302, freight prepaid. Freight class 150.

Specifications and prices are subject to change without prior notice.


Uniframe® Wheelchair Accessible Tables without Seating (Delivered)

Square Table



Uniframe® Wheelchair Accessible Tables without Seating (Delivered)

Square Table

MODEL	D x W	MODEL NUMBER						Approx. Packaged Weight	Edge Options			Chrome Upcharge add to list price	Laminate Grade 2 add to list price
		Basic Model	Edge Style	Height	Surface Finish	Edge Color	Frame Color		Flat Vinyl T-Edge (BN)	3/4" 73P Edge (73P)	Perfect Edge (PR)		
 UWSQN Wheelchair Accessible Square Table - Without Seating • Storage lock standard for added safety • Gravity lock stabilizes tables in the open position and eliminates possibility of tables folding unexpectedly • Safety lock engages in a semi-open position to halt downward opening movement • T-leg design furnishes maximum leg room and seating capacity • Height to top of surface is 31-3/4" • 31" clearance from floor to underside of table	48 X 48"	WAUFSQ4	<input type="checkbox"/>	31	<input type="checkbox"/>	<input type="checkbox"/>	<input type="checkbox"/>	102.0#	\$ 1437	\$ 1513	\$ 1698	\$ 52	\$ 37

A **B** **C** **D** **E** **F**

HOW TO ORDER

- Indicate the following information on order form:
- Quantity of each item.
 - Model number, including options. See "How To Build a Model Number".
 - Any special service required.

Note:

- The indicates that a choice is required.
- The absence of the indicates that no choice is required.
- Alpha-numeric characters in place of indicate that no other alternatives are available.

HOW TO BUILD A MODEL NUMBER

- A** Select basic model.
Basic model includes base no. of table with codes for length of table, edge treatment and frame finish.
- B** Select edge style.

BN	- Flat vinyl T-edge
73P	- 3/4" 73P edge
PR	- Perfect edge
- C** Select height.
31 - 31" high
- D** Select surface finish.
Refer to the **Product Color Options** page in this price list.
Surface finish offerings are based on edge style selections.
- E** Select surface edge color.
Refer to the **Product Color Options** page in this price list.
Edge color offerings are based on edge style selections.
- F** Select frame color.
Refer to the **Product Color Options** page in this price list.
(BL) Std-no upcharge, all other colors have \$18 upcharge, see price column for Chrome upcharge

FINISH INFORMATION

Additional Laminate Offering
 KI offers laminates beyond those offered in the standard offering. Laminates that are currently available in the program can be viewed in KI product specification tools. Requests to add laminates to the program can be submitted via the product modification request process. Please note, requests to add laminates to the program must include the laminate manufacturer's name, color/pattern number, and finish code. Edge options are limited to standard edge colors. If a matching edge is required, this will need to be requested through the product modification request process and may be subject to additional costs. Due to varying manufacturing processes and quality issues with some laminates, some requests may be denied. Extended lead times and minimum order quantities may apply on orders containing special laminates. Contact the product modification team for questions or additional information regarding special laminates and pricing.

SPECIAL SERVICES

Special Carton Marking

With specially marked information N/C

Shipping
 Ships assembled, FOB Green Bay, WI 54302, freight prepaid. Freight class 150.

Specifications and prices are subject to change without prior notice.


Uniframe® Wheelchair Accessible Tables without Seating (Delivered)

Hexagonal Table



Uniframe® Wheelchair Accessible Tables without Seating (Delivered)

Hexagonal Table

MODEL	DIA	MODEL NUMBER						Approx. Packaged Weight	Flat Vinyl T-Edge (BN)	3/4" 73P Edge (73P)	Perfect Edge (PR)	Chrome Upcharge add to list price	Laminate Grade 2 add to list price
		Basic Model	Edge Style	Height	Surface Finish	Edge Color	Frame Color						
 <p>Wheelchair Accessible Hexagonal Table - Without Seating</p> <ul style="list-style-type: none"> Storage lock standard for added safety Gravity lock stabilizes tables in the open position and eliminates possibility of tables folding unexpectedly Safety lock engages in a semi-open position to halt downward opening movement T-leg design furnishes maximum leg room and seating capacity Height to top of surface is 31-3/4" 31" clearance from floor to underside of table 	48"	WAUFHX4	<input type="checkbox"/> <input type="checkbox"/> <input type="checkbox"/>	31	<input type="checkbox"/> <input type="checkbox"/> <input type="checkbox"/>	<input type="checkbox"/> <input type="checkbox"/> <input type="checkbox"/>	<input type="checkbox"/> <input type="checkbox"/>	94.0#	\$ 1602	\$ 1683	\$ 1863	\$ 42	\$ 37
	A	B	C	D	E	F							

UWHXN

HOW TO ORDER

- Indicate the following information on order form:
- Quantity of each item.
 - Model number, including options. See "How To Build a Model Number".
 - Any special service required.

Note:

- The indicates that a choice is required.
- The absence of the indicates that no choice is required.
- Alpha-numeric characters in place of indicate that no other alternatives are available.

HOW TO BUILD A MODEL NUMBER

- A** Select basic model.
Basic model includes base no. of table with codes for length of table, edge treatment and frame finish.
- B** Select edge style.
BN - Flat vinyl T-edge
73P - 3/4" 73P edge
PR - Perfect edge
- C** Select height.
31 - 31" high
- D** Select surface finish.
Refer to the **Product Color Options** page in this price list.
Surface finish offerings are based on edge style selections.
- E** Select surface edge color.
Refer to the **Product Color Options** page in this price list.
Edge color offerings are based on edge style

selections.

- F** Select frame color.
Refer to the **Product Color Options** page in this price list.
(BL) Std-no upcharge, all other colors have \$18 upcharge, see price column for Chrome upcharge

FINISH INFORMATION

Additional Laminate Offering
KI offers laminates beyond those offered in the standard offering. Laminates that are currently available in the program can be viewed in KI product specification tools. Requests to add laminates to the program can be submitted via the product modification request process. Please note, requests to add laminates to the program must include the laminate manufacturer's name, color/pattern number, and finish code. Edge options are limited to standard edge colors. If a matching edge is required, this will need to be requested through the product modification request process and may be subject to additional costs. Due to varying manufacturing processes and quality issues with some laminates, some requests may be denied. Extended lead times and minimum order quantities may apply on orders containing special laminates. Contact the product modification team for questions or additional information regarding special laminates and pricing.

SPECIAL SERVICES

Special Carton Marking
With specially marked information N/C

Shipping
Ships assembled, FOB Green Bay, WI 54302, freight prepaid. Freight class 150.

Specifications and prices are subject to change without prior notice.

Uniframe® Wheelchair Accessible Tables without Seating (Delivered)

Octagonal Table



Uniframe® Wheelchair Accessible Tables without Seating (Delivered)

Octagonal Table

MODEL	DIA	MODEL NUMBER						Approx. Packaged Weight	Flat Vinyl T-Edge (BN) 3/4" 73P Edge (73P) Perfect Edge (PR)			Chrome Upcharge add to list price	Laminate Grade 2 add to list price
		Basic Model	Edge Style	Height	Surface Finish	Edge Color	Frame Color		\$	\$	\$		
<p>Wheelchair Accessible Octagonal Table - Without Seating</p> <ul style="list-style-type: none"> Storage lock standard for added safety Gravity lock stabilizes tables in the open position and eliminates possibility of tables folding unexpectedly Safety lock engages in a semi-open position to halt downward opening movement T-leg design furnishes maximum leg room and seating capacity Height to top of surface is 31-3/4" 31" clearance from floor to underside of table 	60"	WAUFOC5	<input type="checkbox"/> <input type="checkbox"/> <input type="checkbox"/>	31	<input type="checkbox"/> <input type="checkbox"/> <input type="checkbox"/>	<input type="checkbox"/> <input type="checkbox"/> <input type="checkbox"/>	<input type="checkbox"/> <input type="checkbox"/>	140.0#	\$ 1655	\$ 1737	\$ 1920	\$ 52	\$ 53
			A	B	C	D	E	F					

UWOCN

HOW TO ORDER

- Indicate the following information on order form:
- Quantity of each item.
 - Model number, including options. See "How To Build a Model Number".
 - Any special service required.

Note:

- The indicates that a choice is required.
- The absence of the indicates that no choice is required.
- Alpha-numeric characters in place of indicate that no other alternatives are available.

HOW TO BUILD A MODEL NUMBER

- A** Select basic model.
Basic model includes base no. of table with codes for length of table, edge treatment and frame finish.
- B** Select edge style.

BN	- Flat vinyl T-edge
73P	- 3/4" 73P edge
PR	- Perfect edge
- C** Select height.

31	- 31" high
-----------	------------
- D** Select surface finish.
Refer to the **Product Color Options** page in this price list.
Surface finish offerings are based on edge style selections.
- E** Select surface edge color.
Refer to the **Product Color Options** page in this price list.
Edge color offerings are based on edge style

selections.

- F** Select frame color.
Refer to the **Product Color Options** page in this price list.
(BL) Std-no upcharge, all other colors have \$18 upcharge, see price column for Chrome upcharge

FINISH INFORMATION

Additional Laminate Offering
KI offers laminates beyond those offered in the standard offering. Laminates that are currently available in the program can be viewed in KI product specification tools. Requests to add laminates to the program can be submitted via the product modification request process. Please note, requests to add laminates to the program must include the laminate manufacturer's name, color/pattern number, and finish code. Edge options are limited to standard edge colors. If a matching edge is required, this will need to be requested through the product modification request process and may be subject to additional costs. Due to varying manufacturing processes and quality issues with some laminates, some requests may be denied. Extended lead times and minimum order quantities may apply on orders containing special laminates. Contact the product modification team for questions or additional information regarding special laminates and pricing.

SPECIAL SERVICES

Special Carton Marking

With specially marked information N/C

Shipping
Ships assembled, FOB Green Bay, WI 54302, freight prepaid. Freight class 150.

Specifications and prices are subject to change without prior notice.

PRODUCT SPECIFICATIONS

Uniframe® Convertible Bench

April 2020

TECHNICAL SPECIFICATIONS

15-Year Warranty

All benches described herein carry a 15-year warranty for frames, tops/backs and benches.

Dimensions

	29" H	27" H
Folded height	33 1/4"	31 1/4"
Folded depth	22"	22"
Bench height	17"	15"
Bench length	96"	96"
Top height	29"	27"
Depth when unit is in use (bench folded down and top either up or down)	29 1/2"	27 1/2"

Tops/Backs and Benches

Tops/backs and benches consist of a solid 45 PCF density particle board core material. Nominal thickness is 3/4" of warp-resistant construction, with a .030" high-pressure laminate face and a .011" polymer impregnated kraft liner backer. The frame is secured to the top with deep thread screws, benches are secured to the frame using a #10-24 through bolt and locknut at six locations. Corners have a 2 1/2" radius. Tops measure 14 3/4" by 96" long. Benches measure 12 1/4" by 95" long.

Edges

Tabletop edges are finished in one of the following:

53B Bullnose Edge

53B bullnose edge is .11" thick. Edges are banded with an abrasion-resistant black vinyl 53B bullnose molding. The barbed "T" design is inserted into a routed groove in the solid particleboard top and held in place with nails driven from the underside, spaced 8-10" apart.

73P Edge

Edges are banded with a 2 mm flat polypropylene edge banding that is chemically bonded to the table core.

Frames

Frames are fabricated using a welded unitized construction, integrating all structural steel members and the ganging mechanism into a self-supporting unit. The top/back support apron is 18-gauge bent and welded steel. Leg supports are 14-gauge square steel tubing. The main pivot folding action is heavy-duty 14-gauge steel tubing coupled with thick 11-gauge saddles. The lower leg base is welded to the leg assembly.

Frame Finish

Powder-coat finish is non-chipping electrostatically applied and baked. Finish is black only, with optional chrome legs.

Sliding Foot Ganger

Steel ganging mechanism is provided on all tables as standard, allowing two tables to be locked together into a common unit. Mechanisms are located on each end, on top of the foot tube for easy access.



TECHNICAL SPECIFICATIONS (cont.)

Bench Support Foot Caps

Bench support foot caps are black poly.

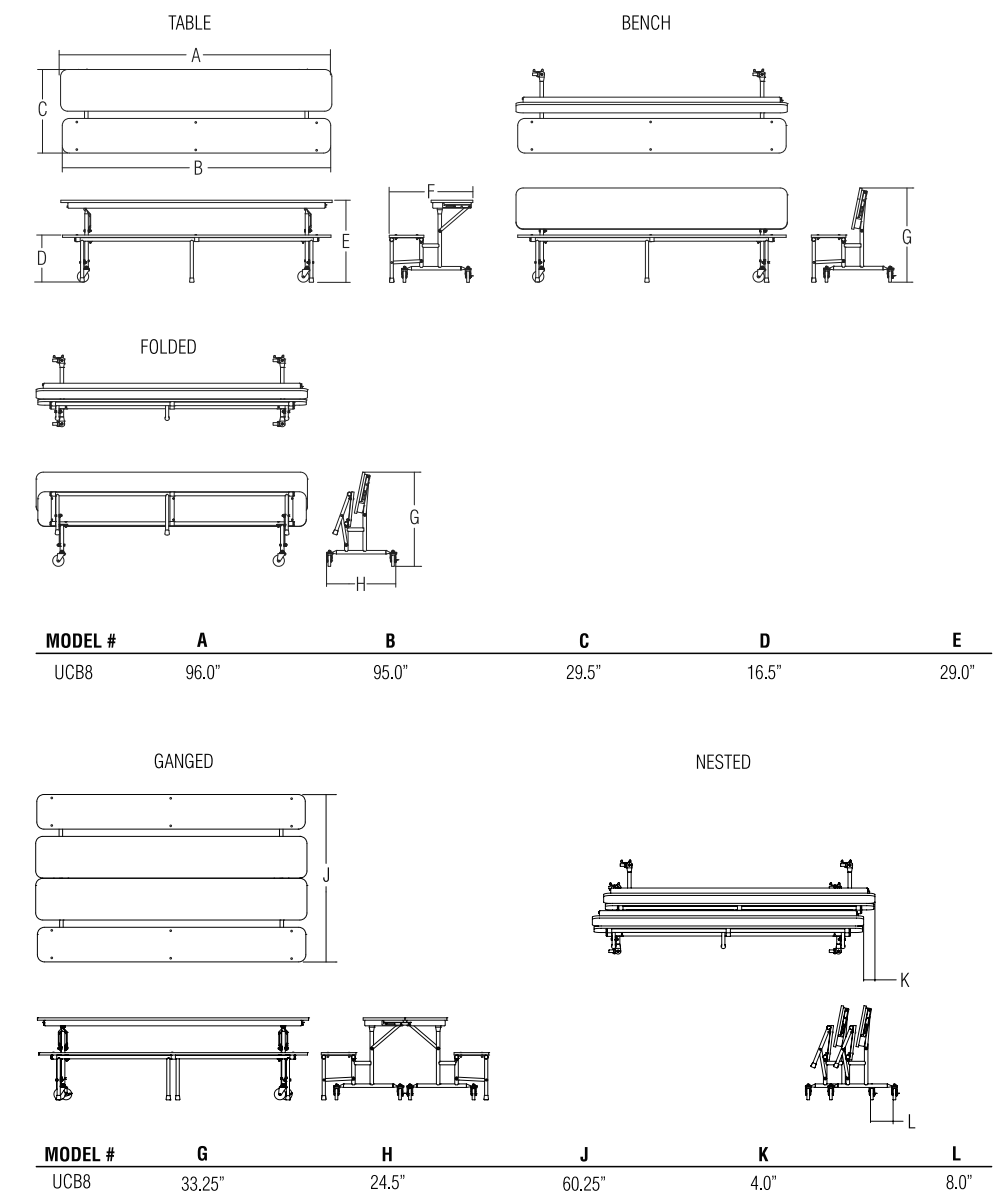
Casters

Large 4" diameter heavy-duty hard rubber swivel casters, two locking and two non-locking, provide easy and safe maneuverability.

General

Convertible benches ship knocked down in two boxes for customer assembly (unassembled).

DIMENSIONS





Surface Finish--Grade 1 Standard Laminate		Blue Grey	EGR
Beigewood	LBZ	Brighton Walnut	EBW
Belair	LBQ	Castle Oak	ECO
Biltmore Cherry	LBT	Cayenne	ECY
Black	LBK	Cherry Storm	ECX
Brighton Walnut	LBW	Cool Grey	ECG
Castle Oak	LCO	Cumberland Walnut	ECJ
Cherry Storm	LCX	Dering Forest	EDF
Classic Linen	LCI	Designer White	EDR
Cocobala	LCC	Everglade Shade	EEV
Crisp Linen	LRI	Flannel	EFN
Designer White	LDR	Florence Walnut	EFC
Dove Grey	LDG	Friston Ash	EFH
Florence Walnut	LFC	Frosty White	EFW
Friston Ash	LFH	Hartley Walnut	EHW
Frosty White	LFW	Hazy Jade	EHJ
Graphite Nebula	LGN	Italian Silver Ash	EIT
Grey	LGE	Kensington Maple	EKM
High Rise	LHE	Light Tone	ELG
Hollyberry	LHY	Mardi Gras	EMG
Island	LID	Misty Brown	EMY
Italian Silver Ash	LIT	Monticello Maple	EMT
Kensington Maple	LKM	Nemo	ENE
Lapis Blue	LLB	Nordic	END
Monticello Maple	LMT	Pinnacle Walnut	EPW
North Sea	LNA	Poppy Red	EPR
Ocean	LON	Rainforest	ERQ
Pinnacle Walnut	LPW	Raleigh Walnut	ERW
River Cherry	LRY	River Cherry	ERY
Shadow Zephyr	LSR	Rubber Ducky	ERK
Sterling Ash	LAZ	Sand	ESA
Titanium Evolv	LTV	Sky Blue	ESK
White Nebula	LWL	Sterling Ash	EAZ
White Sand	LWN	Surf's Up	ESP
Windsor Mahogany	LWY	Tarragon	ETQ
		Twilight Shadow	ETI
		Ultra Blue	EUB
Surface Finish--Grade 2 Standard Laminate		Valley Forge Elm	EVF
Akira	LAK	Warm Grey	EWG
Black Alicante	LBY	White River Forest	EWR
Black Hills Oak	LBH	Windsor Mahogany	EWY
Calcutta Marble	LCQ	Zesty Lime	EZL
Dering Forest	LDF		
Fawn Cypress	LFQ		
Ice Mist	LIM	Frame Color	
Markerboard White	LMK	Black	BL
Valley Forge Elm	LVF		
White River Forest	LWR	Leg Finish	
		Black leg finish	BLF
		Chrome leg finish	CHF
Edge Color for BN Edge			
Black	EBL		
Edge Color for 73P Edge			
Akira	EAK		
Beigewood	EBZ		
Belair	EBQ		
Biltmore Cherry	EBT		
Black	EBL		
Black Hills Oak	EBH		

Finish Cards

View color swatches for items listed within this document.

Paints

Plastics/Poly

Wood/Veneer

Laminates

Molded Edges

Edge Styles

Hard Plastics

Glass

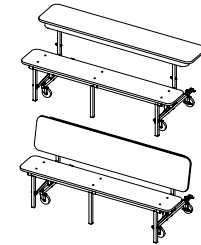
Certain options referenced may not be available on GSA Schedule.

Uniframe® Convertible Bench (Delivered)

Uniframe® Convertible Bench (Delivered)



MODEL	SIZE	MODEL NUMBER							Approx. Packaged Weight	Flat Vinyl T-Edge (BN)	3/4" 73P Edge (73P)	Laminate Grade 2 add to list price
		Basic Model	Edge Style	Height	Surface Finish	Edge Color	Frame Color	Leg Finish				
Convertible Bench <ul style="list-style-type: none"> Tops/backs and seat tops are constructed of laminated surfaces with solid, high-density particleboard core Vinyl bullnose edge banding or 73P edge banding Unitized all-steel frames provide superior stability and durability Black frame finish and black or chrome legs Wide wheel base and large 4" swivel casters permit easy and safe maneuverability Non-marring rubber surface glides Standard, built-in ganging mechanism Listed to applicable UL standards and requirements Underwriters Laboratories, Inc Assembly required 	96"	UCB8	<input type="checkbox"/>	<input type="checkbox"/>	<input type="checkbox"/>	<input type="checkbox"/>	BL	<input type="checkbox"/>	135.0#	\$ 1375	\$ 1444	\$ 53



UCB

A B C D E F G

HOW TO ORDER

- Indicate the following information on order form:
- Quantity of each item.
 - Model number, including options. See "How To Build a Model Number".
 - Any special service required.

Note:

- The indicates that a choice is required.
- The absence of the indicates that no choice is required.
- Alpha-numeric characters in place of indicate that no other alternatives are available.

HOW TO BUILD A MODEL NUMBER

- A** Select basic model.
Basic model includes length of bench.
- B** Select edge style.

BN	- Flat vinyl T-edge
73P	- 3/4" 73P edge
- C** Height

27	- 27" high
29	- 29" high
- D** Select surface finish.
Refer to the **Product Color Options** page in this price list.
- E** Select surface edge color.
Refer to the **Product Color Options** page in this price list.
Edge color offerings are based on edge style selections.
- F** Frame Color
BL - Black

- G** Leg Finish

BLF	- Black leg finish
CHF	- Chrome leg finish; add \$31

SPECIAL SERVICES

Special Carton Marking

With specially marked information N/C

Shipping

Ships **knocked down, FOB Bonduel, WI 54107, freight excluded** Freight class 125.

Specifications and prices are subject to change without prior notice.



1330 BELLEVUE STREET
GREEN BAY, WI 54302
800.424.2432 / KI.COM

KI is a trusted expert for furniture and wall systems around the globe.
USA | CANADA | MEXICO | UK | EUROPE | ASIA | MIDDLE EAST
© 2026 Krueger International, Inc. All Rights Reserved.