


## Vision Conference Product Information

**Exterior Wood Materials:** Exterior surfaces are made from the finest selected veneers to achieve clarity and consistency in the Vision Veneer product line. To attain a pleasing, symmetrical pattern, all cherry, maple, walnut veneers in Vision Veneer are book-matched. All exterior solid lumber is matched to coordinate with the veneer.

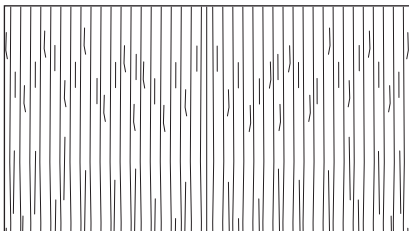


Book-Matched Example

Alternating pieces of veneer are flipped over so they face each other like the pages within a book.

Vision Veneer is available in flat cut cherry, maple, walnut and black oak veneer. A wide range of wood stains have been formulated to enhance the beauty of the veneer.

Double Cut veneer is another choice on Vision Veneer product. This veneer is a processed product that has at least two cuttings to create the final veneers. These cuts of veneer strands are dyed and layered into a block to create variation of patterns from a very tight grain pattern to an exotic figure grain pattern. The diagram below shows the tight pattern used on Vision Veneer. Use the appropriate pricing column when specifying Double Cut veneer.



Solid painted finishes on MDF are also offered to provide an accent to the Vision Veneer product.

**Work Surface Construction:** Tops are 3-ply balanced construction, 1 3/16" thick with solid matching hardwood edges. Surfaces are available in wood veneer or high pressure laminate. No additional charge for using our coordinating high pressure laminate with a veneer grain pattern with finish wood edges.

**Finish - Stain/Colors:** We offer a variety of wood stains and paint colors on Vision Veneer. Please see the chart below. Samples are available upon request.

### ESS Essentials Veneer

BRK Brickdust	LOF Loft	PIL Pilsner
CSK Cask	MES Mesa	SIE Sienna
CLY Clay	MIN Mineral	TRF Truffle
FAW Fawn	MCH Mocha	UMB Umber
FLX Flax	OBK Outback	VAL Valley
FLN Flint		

### ART Artisan Veneer

BAR Barrel	EGR Egret	SAB Sable
BUF Buff	RAV Raven	SAD Saddle
CND Cinder	RYE Rye	

**Protective Top Coat:** DuraTex™ offers exceptional hardness along with abrasion and impact resistance, it has been formulated to eliminate hazardous and harmful gases that are normally associated with wood finish.

**DuraTex™ Features:** Safety - Significantly reduces hazardous formaldehyde emissions which help improve the quality of the indoor air we breathe. Quality - Developed to be tough and durable with special attention to appearance. The DuraTex™ finish preserves the natural beauty of wood. Durability - Designed to meet a wide range of demanding performance and environmental standards to withstand even the highest wear and tear.

**Laminate Tops on Veneer:** Work surface only, no additional upcharge if Vision Veneer's coordinating wood grain laminate is specified. Contact Customer Service for any other laminate request. Listed below are finishes that have coordinating wood grain HPL laminates.

### ESS Essentials Veneer

BRK Brickdust	LOF Loft	PIL Pilsner
CSK Cask	MES Mesa	UMB Umber
CLY Clay	MIN Mineral	VAL Valley
FAW Fawn	MCH Mocha	
FLN Flint	OBK Outback	

### ART Artisan Veneer

EGR Egret
-----------



## Vision Conference Product Information

**Laminates:** Vision Laminate features TFL (thermally fused laminate) chassis and components. Worksurfaces are available in a HPL (high pressure laminate) or in the TFL surface, when indicated by the pricing column.

Edges of the worksurface are impact resistant (PVC) on TFL and HPL tops. The laminate is offered in 19 wood grain patterns and 7 solid colors. The wood grain laminate features an embossed grain to hide finger prints and light scratches. The solid laminate is smooth to the touch with a semi-matte finish. All Vision Laminate products are indoor- air certified by GreenGuard.

The chart below lists the laminates available on the Vision product.

### TFL - HPL Wood Grain Pattern Laminates

BEL Belair	FLO Florence Walnut	PIN Pinnacle Walnut
BRK Brickdust	LOF Loft	UMB Umber
CSK Cask	MES Mesa	VAL Valley
CLY Clay	MIN Mineral	WLH Walnut Heights
EGR Egret	MCH Mocha	WEA Weathered Ash
FAW Fawn	OBK Outback	
FLN Flint	PIL Pilsner	

### TFL - HPL Solid Laminates

ALB Alabaster	SHD Shadow
BLK Black	SLG Slate Grey
BBL Bridal Blanco	ZEN Zen Grey
DWH Designer White	

**Top Surfaces (Conference Tops and Credenza Tops):** Tops have a 3-ply balanced construction. Tops are 1 3/16" thick with coordinating PVC edges.

Conference Tops feature 3mm PVC edges on all sides and are available in HPL. Limited sizes available in TFL, see individual models.

Credenza Tops feature 3mm PVC edges on the user side only. Remaining edges are banded with 1mm PVC which allows for a seamless appearance when units are mated end-to-end or back-to-back.

### TFL features on Conference Top Surfaces\*

- fused to the 45 pound density substrate of the top for a durable wear resistance surface
- tops are laminated on both sides
- available in all the wood grain and solid patterns

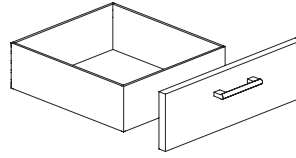
### HPL features on Conference Top Surfaces\*

- bonded layers create a durable wear resistant surface
- tops are 3-ply balanced construction
- matched to the TFL wood grain and solid patterns

**Case Construction:** Outside panels are 3/4" and joined together with dowels reinforced with screws, and metal fasteners for increased stability. Tops are secured to the chassis with screws through pre-bored stretcher rails and pocket holes.

Cabinet doors have 110° swing hinges to allow adequate access into the interior of the cabinet.

**Drawers:** The unidirectional V- Fold drawer box is a durable miter-fold drawer structure which is glued and doweled. The 1/2" thick drawer sides are wrapped in a high grade maple vinyl, with an attached front. The drawer front is attached to the four sided box.



Optional four corner dovetailed wood drawers are available. Specify and add 10% per unit.

**Drawer Suspension:** High quality black drawer suspension carries a lifetime warranty. File and box drawers have 100% full extension with over travel. Slides feature steel ball bearings for longer wear and positive, cushioned in/out stops

**Locking:** All free standing credenzas, and bench height credenzas offer optional pedestal locking.

When locks are ordered, units are shipped randomly keyed as standard. Key alike units are available upon request for no additional charges. Removable cores for in-field re-keying are standard.

### Product Modification

**Wood Drawers:** Four corner dovetailed wood drawers must be specified at the time of order placement. There is a 10% upcharge added to the list of each item.

**Special Construction:** Vision Veneer offers large offering to create many types of configuration. Contact Customer Service if you are having trouble with finding the right units to complete the desired configuration. Requests need to be approved by JSI engineering.

**Finish Sheen:** All veneer finishes are standard in 35-sheen, with the exception of Raven. Raven is only offered in 15-sheen. All other finishes are available in 15-sheen, see standard modifications page VI40.

**Custom/Special Finishes:** JSI, upon request, will accommodate special finishes. A written request is required to proceed with custom finish orders. A sample reference is required for first-time matches and must be included with the written request.

There is a one-time charge of \$400 list per order for any non-standard wood finish.

Orders will be entered noting the special finish. A sample match will be provided to the customer. Written approval is needed before the finish process can be started. Delays in approval may have an impact on lead times.

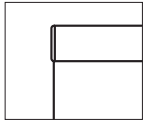
Every effort will be made to create the requested match; however, an acceptable match may not be possible because of natural variations of wood. These natural variations can also cause minor differences in the final finish product.

Use standard pricing and option pricing for each line item with a special finish, unless additional modifications have been specified. For items available in both Essential and Artisan veneers, apply the Essentials pricing.

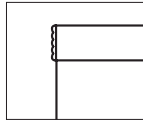


## Vision Conference Veneer

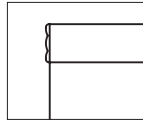
**Top Edge Profile:** These veneer finishes are available in all all edges: Brickdust, Cask, Clay, Flax, Flint, Loft, Mesa, Mocha, Outback, Pilsner, Raven, Sienna, Truffle and Umber.



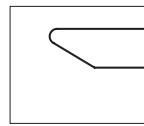
**Eased (R3)**



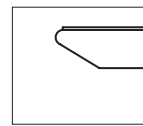
**Reeded (H3)**



**Transitional (C3)**

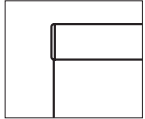


**Reverse Knife (RK)**



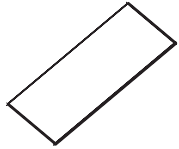
**Reverse Knife (RK)**  
with veneer/laminate top

**Top Edge Profile:** These select veneer finishes are only available with the Eased edge: Fawn, Mineral, Valley, Barrel, Buff, Cinder, Egret, Rye, Sable and Saddle.




**Eased (R3)**

**Veneer Top Shapes** Top sizes 108" through 192" are 2 pieces and top sizes above 192" are 3 pieces



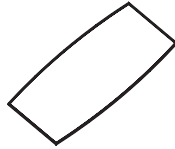
**Rectangular**

SIZE	BASE REQ.	SEAT CAP.
264" x 60"	4 bases	seats 24
240" x 60"	4 bases	seats 22
216" x 60"	4 bases	seats 20
192" x 60"	3 bases	seats 18
264" x 54"	4 bases	seats 22
240" x 54"	4 bases	seats 20
216" x 54"	4 bases	seats 18
192" x 54"	3 bases	seats 16
264" x 48"	4 bases	seats 22
240" x 48"	4 bases	seats 20
216" x 48"	4 bases	seats 18
192" x 48"	3 bases	seats 16
168" x 48"	3 bases	seats 14
144" x 48"	3 bases	seats 12
120" x 48"	2-3* bases	seats 8
120" x 42"	2-3* bases	seats 8
108" x 42"	2 bases	seats 8
96" x 48"	2 bases	seats 8
96" x 42"	2 bases	seats 8
84" x 42"	2 bases	seats 8
72" x 36"	2 bases	seats 6



**Racetrack**

SIZE	BASE REQ.	SEAT CAP.
264" x 60"	4 bases	seats 24
240" x 60"	4 bases	seats 22
216" x 60"	4 bases	seats 20
192" x 60"	3 bases	seats 18
264" x 54"	4 bases	seats 22
240" x 54"	4 bases	seats 20
216" x 54"	4 bases	seats 18
192" x 54"	3 bases	seats 16
264" x 48"	4 bases	seats 22
240" x 48"	4 bases	seats 20
216" x 48"	4 bases	seats 18
192" x 48"	3 bases	seats 16
168" x 48"	3 bases	seats 14
144" x 48"	3 bases	seats 12
120" x 48"	2-3* bases	seats 8
120" x 42"	2-3* bases	seats 8
108" x 42"	2 bases	seats 8
96" x 48"	2 bases	seats 8
96" x 42"	2 bases	seats 8
84" x 42"	2 bases	seats 8
72" x 36"	2 bases	seats 6



**Boat**

SIZE	BASE REQ.	SEAT CAP.
264" x 60"	4 bases	seats 22
240" x 60"	4 bases	seats 20
216" x 60"	4 bases	seats 18
192" x 60"	3 bases	seats 16
264" x 54"	4 bases	seats 22
240" x 54"	4 bases	seats 20
216" x 54"	4 bases	seats 18
192" x 54"	3 bases	seats 16
264" x 48"	4 bases	seats 22
240" x 48"	4 bases	seats 20
216" x 48"	4 bases	seats 18
192" x 48"	3 bases	seats 16
168" x 48"	3 bases	seats 14
144" x 48"	3 bases	seats 12
120" x 48"	2-3* bases	seats 8
120" x 42"	2-3* bases	seats 8
108" x 42"	2 bases	seats 8
96" x 48"	2 bases	seats 8
96" x 42"	2 bases	seats 8
84" x 42"	2 bases	seats 8
72" x 36"	2 bases	seats 6



**Round\***

SIZE	SEAT CAP.
60" dia.	seats 6
54" dia.	seats 6
48" dia.	seats 4
42" dia.	seats 4
36" dia.	seats 3
30" dia.	seats 3

\*requires 1 base



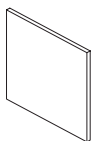
**Square\***

SIZE	SEAT CAP.
60" sq.	seats 8
54" sq.	seats 6
48" sq.	seats 4
42" sq.	seats 4
36" sq.	seats 4
30" sq.	seats 4

\*requires 1 base

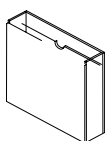
\* When ordering bases for 120" x 48" and 120" x 42" size tops, three (3) bases are required for Panel and Rectangle bases, two (2) bases are required for all other.

**Veneer Table Bases** Units with access panel in the base for wire management are available, order this feature with the appropriate model number.



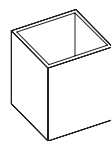
**Panel Base**

36", 30" and 24" width



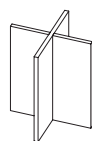
**Rectangle Base**

36", 30" and 24" width



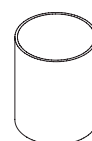
**Square Base**

30", 24" and 18" width



**Cross Base**

30", 24" and 18" width



**Round Base**

24", 20" and 18" dia.



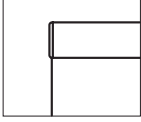
**Half-Round Base**

24", 20" and 18" dia.



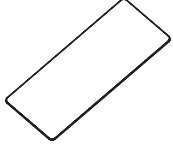
## Vision Conference Laminate

Top Edge Profile:




Eased (R3)

**Laminate Top Shapes** Size 120" and above are two piece tops.




### Rectangular

SIZE	BASE REQ.	SEAT CAP.
144" x 48"	3 bases	seats 12
120" x 48"	2-3* bases	seats 8
96" x 48"	2 bases	seats 8
96" x 42"	2 bases	seats 8
84" x 42"	2 bases	seats 6
72" x 36"	2 bases	seats 6



### Racetrack

SIZE	BASE REQ.	SEAT CAP.
144" x 48"	3 bases	seats 12
120" x 48"	2-3* bases	seats 8
96" x 48"	2 bases	seats 8
96" x 42"	2 bases	seats 8
84" x 42"	2 bases	seats 6
72" x 36"	2 bases	seats 6



### Boat

SIZE	BASE REQ.	SEAT CAP.
144" x 48"	3 bases	seats 12
120" x 48"	2-3* bases	seats 8
96" x 48"	2 bases	seats 8
96" x 42"	2 bases	seats 8
84" x 42"	2 bases	seats 6
72" x 36"	2 bases	seats 6

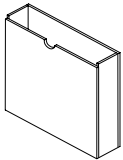


### Round\*

SIZE	SEAT CAP.
60" dia.	seats 6
54" dia.	seats 6
48" dia.	seats 4
42" dia.	seats 4
36" dia.	seats 4
30" dia.	seats 4

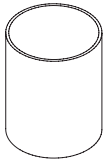
\* When ordering bases for 120" x 48" size tops, two (2) Round bases are required, three (3) bases are required for Elliptical and Rectangle.

## Laminate Table Bases




### Rectangle Base

36", 30" and 24" width



### Round Base

24", 20" and 18" dia.



### Ellipse Base

24", 20" and 18" dia.

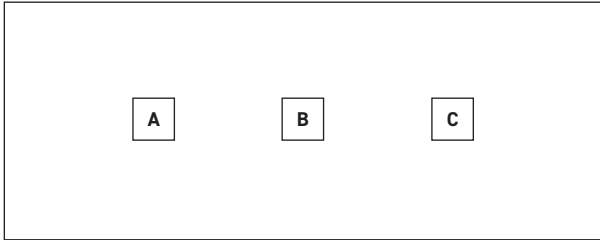


## Vision Conference Product Information

**Electrical Locations:** Conference tops are set up with standard locations, dependant upon the size of worksurface. For custom locations, contact customer service for approval of location and add clearance of base intended to use with.

Specify location and size of cut out specific to the electrical unit intended to use with. Next, reference electrical/base location chart to ensure space for electrical unit above base.

### 1 Pc Conference Top : widths of 72", 84" or 96"

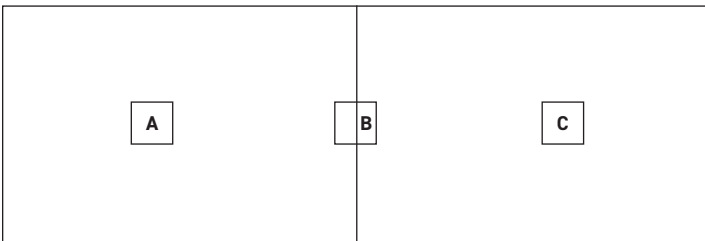


<b>Location A</b>	<b>Location B</b>	<b>Location C</b>
EC13	EC13	EC13
EC23	EC23	EC23
	EC57	

	72					84					96				
	Location A, C		Location B			Location A, C		Location B			Location A, C		Location B		
	EC23	EC13	EC23	EC13	EC57	EC23	EC13	EC23	EC13	EC57	EC23	EC13	EC23	EC13	EC57
Square	X	X	X	X	X	X	X	X	X	X	X	X	X	X	X
Round	X	X	X	X		X	X	X	X	X	X	X	X	X	X
Cross			X	X	X			X	X	X			X	X	X
Half Round			X	X	X			X	X	X			X	X	X
Panel	X	X	X	X	X	X	X	X	X	X	X	X	X	X	X
Rectangular Panel			X	X	X			X	X	X			X	X	X
Ellipse			X*	X*	X*			X*	X*	X*			X*	X*	X*

X\* Only on 54" and 60"  
+ Only available on laminate

### 2 Pc Conference Top : widths of 108" or 120"



<b>Location A</b>	<b>Location B</b>	<b>Location C</b>
EC13	EC13	EC13
EC23	EC23	EC23
	EC57	

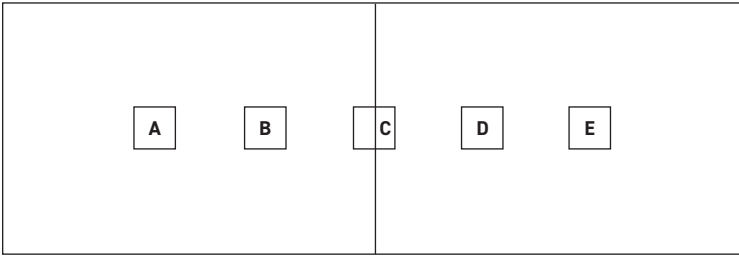
	108					120				
	Location A, C		Location B			Location A, C		Location B		
	EC23	EC13	EC23	EC13	EC57	EC23	EC13	EC23	EC13	EC57
Square	X	X	X	X	X	X	X	X	X	X
Round	X	X	X	X	X	X	X	X	X	X
Cross			X	X	X			X	X	
Half Round			X	X	X			X	X	
Panel	X	X				X	X			
Rectangular Panel			X	X	X	X	X			
Ellipse						X*				

X\* Only on 54" and 60"  
+ Only available on laminate



## Vision Conference Product Information

2 Pc Conference Top : widths of 144", 168", or 192"



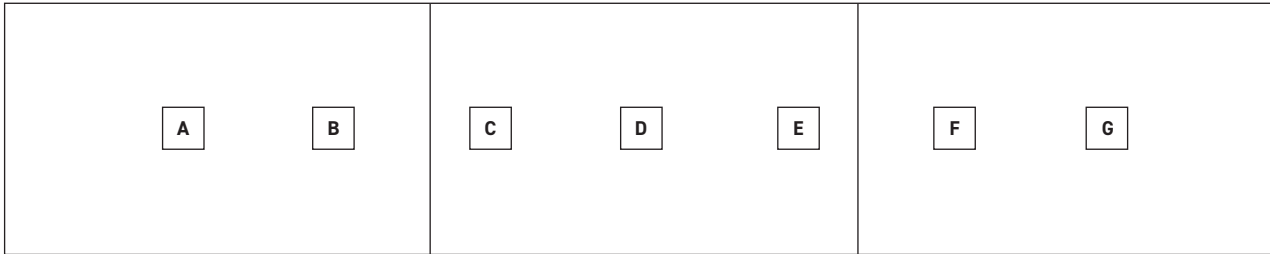
Location A	Location B	Location C	Location D	Location E
EC13	EC13	EC13	EC13	EC13
EC23	EC23	EC23	EC23	EC23
	EC57	EC57	EC57	

	144							168							192							
	Location A, E		Location B, D			Location C		Location A, E		Location B, D			Location C		Location A, E		Location B, D			Location C		
	EC23	EC13	EC23	EC13	EC57	EC23	EC13	EC23	EC13	EC23	EC13	EC57	EC23	EC13	EC23	EC13	EC23	EC13	EC57	EC23	EC13	
Square	X	X	X	X	X	X	X	X	X	X	X	X	X	X	X	X	X	X	X	X	X	X
Round	X	X	X	X		X	X	X	X	X	X	X	X	X	X	X	X	X	X	X	X	X
Cross			X	X	X					X	X	X					X	X	X			
Half Round			X	X	X	X	X			X	X	X	X	X			X	X	X	X	X	X
Panel	X	X	X	X	X			X	X	X	X	X			X	X	X	X	X			
Rectangular Panel	X	X	X	X	X	X		X	X	X	X	X	X		X	X	X	X	X	X		
Ellipse	X*		X*	X*	X*																	

X\* Only on 54" and 60"

+ Only available on laminate

3 Pc Conference Top : widths of 216", 240", or 264"



Location A	Location B	Location C	Location D	Location E	Location F	Location G
EC13	EC13	EC13	EC57	EC13	EC13	EC13
EC23	EC23	EC23		EC23	EC23	EC23
	EC57	EC57				

	144						168						192						
	Location A, C, E, G			Location B, F			Location D		Location A, C, E, G			Location B, F			Location D				
	EC23	EC13	EC23	EC13	EC57	EC57	EC23	EC13	EC23	EC13	EC57	EC57	EC23	EC13	EC23	EC13	EC57	EC57	
Square	X	X	X	X	X	X	X	X	X	X	X	X	X	X	X	X	X	X	X
Round	X	X	X		X	X	X	X	X	X	X	X	X	X	X	X	X	X	X
Cross					X	X					X	X					X	X	
Metal X					X	X					X	X					X	X	
Half Round			X	X	X	X			X	X	X	X			X	X	X	X	
Panel	X	X			X	X	X	X			X	X	X	X			X	X	
Rectangular Panel	X				X		X	X			X	X	X	X			X	X	
Ellipse																			



## Vision Conference Product Information

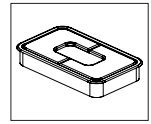
### Grommets

**Worksurface Grommet:** Standard worksurface grommet are indicated on specific model add \$58 list per location. For custom locations, contact customer service for approval of location and add \$127 list per location.

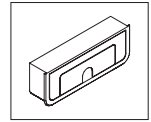
Grommet color must be specified, select Matte Black or Arctic Silver.

Arctic Silver (ASL)

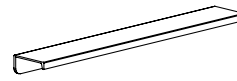
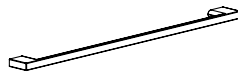
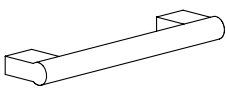
Matte Black (MBK)



**Chassis End/Back Panel Grommet:** Chassis grommets, consisting of back and end panels, are dependant on model, which is indicated on pricing pages. Due to the nature of wire management grommets are selected for the complete chassis. Upcharge varies per model.



### Drawer Pull Style and Color Options



#### Bar

MBK Matte Black  
PNK Polished Nickel

#### Sweep

MBK Matte Black  
MNK Matte Nickel

#### Delve

##### Standard

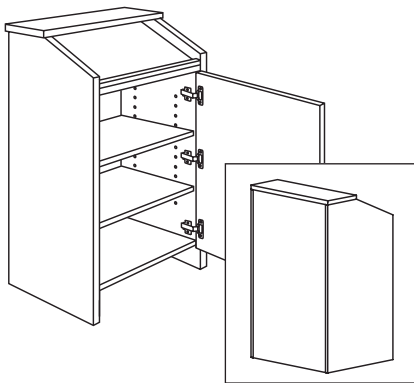
ABZ Aged Bronze  
ASL Arctic Silver  
BWH Bright White  
CHR Chrome  
GLD Gold  
MBK Matte Black  
PEW Pewter  
SBZ Soft Bronze  
SNK Soft Nickel

#### Prospect

##### Upcharge

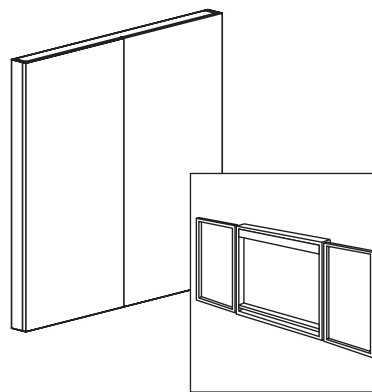
ANL Antique Linen	EMC Emerald City	SPP Sparkling Peach
BLG Blue Jean	EVP Evergreen Pine	SPR Spiced Raisin
CAP Candy Apple	GOH Golden Honey	SMK Stormy Sky
CAB Cashmere Beige	MWH Midnight Whisper	TFB Toffee Brown
CDU Copper Dust	MUS Mustard Seed	VMA Vintage Mahogany
DST Desert Stone	OLV Olive Fog	
DUP Dusty Petal	POW Porcelain White	
EBL Electric Blue	SPA Space Cadet	

### Support Furniture



#### Lectern:

- concealed locking casters
- adjustable shelves



#### Visual Board:

- tackable surface on interior of the doors
- includes two markers and eraser



**CORPORATE OFFICE**  
225 CLAY STREET  
JASPER, INDIANA 47546



800.457.4511 **TOLL FREE**  
812.482.3204 **OFFICE**  
812.482.1548 **FAX**



JSIFURNITURE.COM



CONTACT JSI

## Vision Conference Product Information

### Finish and Reference Codes - Summary

SELECT	CODE
<b>Essentials Veneer Collection</b>	<b>ESS</b>
Brickdust	BRK
Cask	CSK
Clay	CLY
Fawn	FAW
Flax	FLX
Flint	FLN
Loft	LOF
Mesa	MES
Mineral	MIN
Mocha	MCH
Outback	OBK
Pilsner	PIL
Sienna	SIE
Truffle	TRF
Umber	UMB
Valley	VAL

SELECT	CODE
<b>Artisan Veneer Collection</b>	<b>ART</b>
Barrel	BAR
Buff	BUF
Cinder	CND
Egret	EGR
Raven	RAV
Rye	RYE
Sable	SAB
Saddle	SAD

SELECT	CODE
<b>Wood Grain Laminates</b>	
Belair	BEL
Brickdust	BRK
Cask	CSK
Clay	CLY
Egret	EGR
Fawn	FAW
Flint	FLN
Florence Walnut	FLO
Loft	LOF
Mesa	MES
Mineral	MIN
Mocha	MCH
Outback	OBK
Pilsner	PIL
Pinnacle Walnut	PIN
Umber	UMB
Valley	VAL
Walnut Heights	WLH
Weathered Ash	WEA

SELECT	CODE
<b>Solid Laminates</b>	
Alabaster	ALB
Black	BLK
Bridal Blanco	BBL
Designer White	DWH
Shadow	SHD
Slate Grey	SLG
Zen Grey	ZEN

SELECT	CODE
Bar - Matte Black	MBK
Bar - Polished Nickel	PNK
Sweep - Matte Black	MBK
Sweep - Matte Nickel	MNK
Delve - Matte Black	MBK
Delve - Arctic Silver	ASL
Delve - Chrome	CHR
Delve - Matte Nickel	MNK
Delve - Soft Nickel	SNK
Delve - Soft Bronze	SBZ
Delve - Aged Bronze	ABZ
Delve - Gold	GLD
Prospect - Matte Black	MBK
Prospect - Arctic Silver	ASL
Prospect - Pewter	PEW
Prospect - Soft Nickel	SNK
Prospect - Soft Bronze	SBZ
Prospect - Aged Bronze	ABZ
Prospect - Gold	GLD

SELECT	CODE
<b>Grommet Finish</b>	
Matte Black	MBK
Arctic Silver	ASL

SELECT	CODE
<b>Drawer Box</b>	
Wood Drawers	DRM001
Vinyl Wrapped Drawers	DRM002

