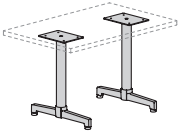


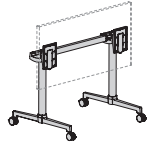
# Lok Training Quickship Product Information



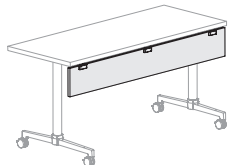
Rectangular Training Top  
pages [QLK8](#), [QLK10](#)



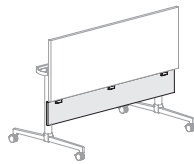
Fixed T Base for Rectangular Top  
pages [QLK9](#), [QLK11](#)



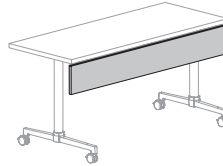
Tilt T Base for Rectangular Top  
pages [QLK9](#), [QLK11](#)



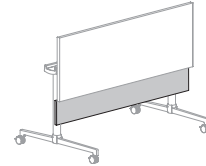
Fixed Acrylic Modesty Panel  
pages [QLK9](#), [QLK11](#)



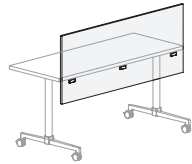
Hinged Acrylic Modesty Panel  
pages [QLK9](#), [QLK11](#)



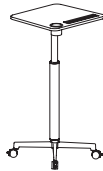
Fixed Laminate Modesty Panel  
pages [QLK9](#), [QLK11](#)




Hinged Laminate Modesty Panel  
pages [QLK9](#), [QLK11](#)



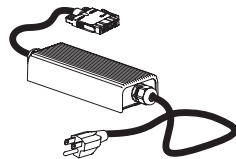
Frosted Acrylic Privacy Screen  
page [QLK12](#)



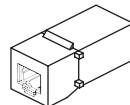
Adjustable Mobile Stand  
page [QLK12](#)



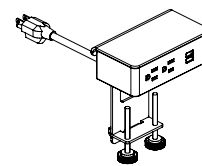
Electrical CT1 for Econo  
page [QLK13](#)



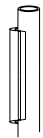
3 Prong Plug  
page [QLK13](#)



Telecom Phone/Data Jack  
page [QLK14](#)



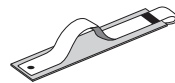
Edge Mount Power  
page [QLK14](#)



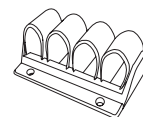
Vertical Wire Manager  
page [QLK15](#)



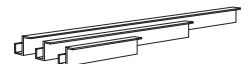
Flexible Wire Manager  
page [QLK15](#)



Wire Management Velcro Straps  
page [QLK15](#)



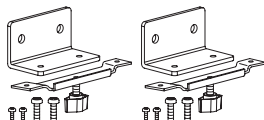
Cable Management Clips  
page [QLK15](#)



Wire Manager Trough  
page [QLK15](#)



Table Link Bracket  
page [QLK15](#)



Screen Link Bracket  
page [QLK15](#)

## Lok Training Quickship Product Information

JSI offers select Lok Training models with select options, in our Quickship program. These items ship within 10 business days after receipt of a clean, credit approved purchase order. Items should be placed on order separate from standard lead time models.

Product for up to 25 Lok Training tables can be included on a single Quickship order. Available capacity is filled by order as they are received. If normal 10 day Quickship is not available because capacity has been filled, you will be immediately notified by JSI customer service. Changes and cancellations to Quickship orders are not allowed under any circumstances, nor are modifications to the predetermined Quickship offering. Limit one order per project.

A separate quickship catalog is available on the 20/20 Technologies through the CAP and Giza Platforms, as well as through Spec by Configura. Available product can also be specified from the Quickship tab on JSI's CET extension.

### Finish and Reference Codes - Summary


Select	Code	Select	Code
<b>TFL Laminates</b>		<b>Electrical Color</b>	
Black	BLK	Black	BL
Brickdust	BRK	Grey	SG
Bridal Blanco	BBL		
Cask	CSK	<b>Plastic Finish</b>	
Clay	CLY	Black	B
Designer White	DWH	Silver	S
Fawn	FAW		
Flint	FLN	<b>Edge Mount Finish Color</b>	
Loft	LOF	Black	B
Mesa	MES	White	W
Mineral	MIN		
Mocha	MCH		
Outback	OBK		
Pilsner	PIL		
Slate Grey	SLG		
Umber	UMB		
Valley	VAL		
<b>Single Metal Finish</b>			
Arctic Silver	ASL		
Matte Black	MBK		
<b>Foot Option for Fixed Bases</b>			
Glide	G		
Caster	C		
<b>Caster</b>			
Black	BL		

For General Terms & Conditions, Warranty or Care & Maintenance refer to JSI Commercial Price List

# Lok Training Quickship Product Information

## Laminate Tops

Lok quickship training table worksurfaces are offered in TFL (Thermal Fused Laminate). The tops are 1 3/8" thick, 3 ply balanced construction. TFL - Particle board core with thermally fused face and matching backer complete the balanced construction.

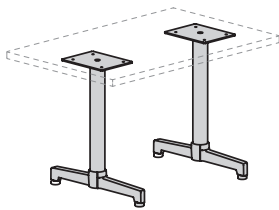


### Eased Edge (R3)

PVC

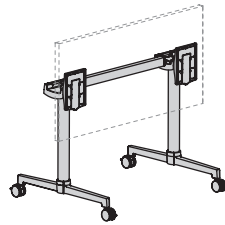
## T-Base

The Lok quickship training offers a T-base with a fixed leg with glide or caster or tilt with caster with a single metal finish.



### Fixed T Base

**ASL** Arctic Silver Feet & Post  
**MBK** Matte Black Feet & Post

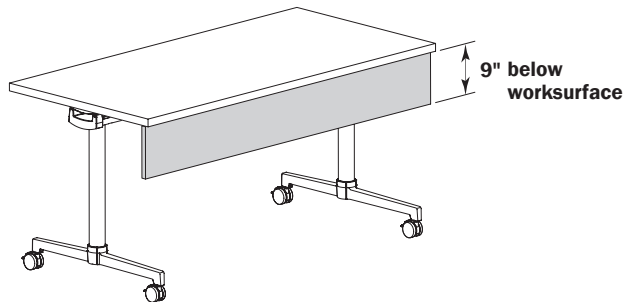


### Tilt T Base

**ASL** Arctic Silver Feet & Post  
**MBK** Matte Black Feet & Post

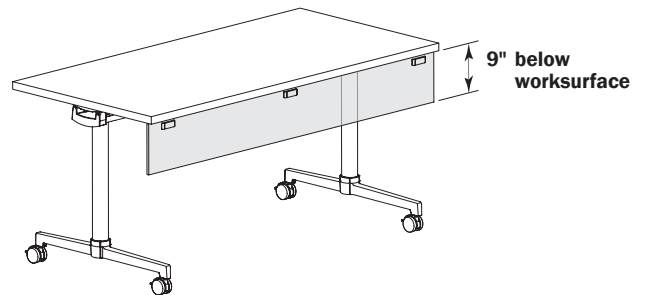
## Modesty Panels

Full table width panels provide user 9" of privacy and conceal electrical components and wire channels.



### Laminate

- 3/4" thick
- 10 standard TFL colors with matching PVC edge
- supported with concealed hinge or support brackets
- 5/8" space provided between top edge of modesty panel and bottom surface of top to route electrical wires from top of table to under side



### Frosted Acrylic

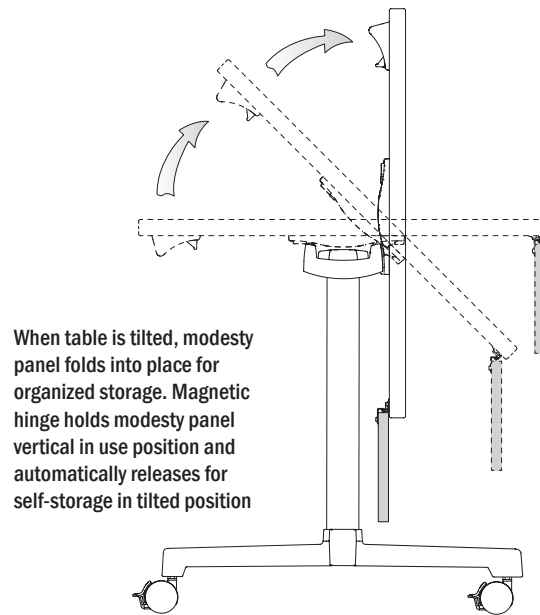
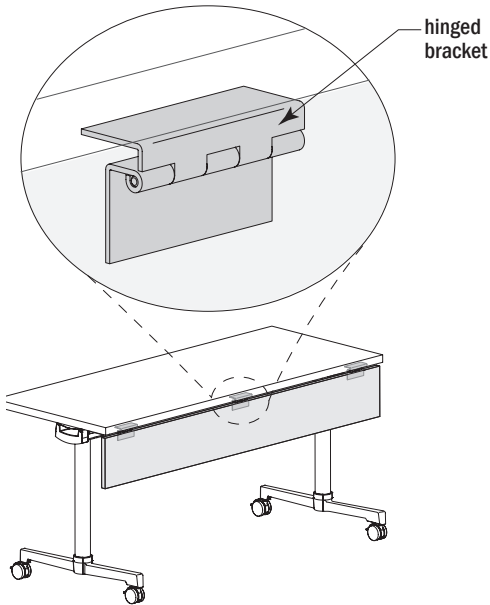
- 1/4" two sided frosted acrylic
- acrylic panels supported with hinge or bracket with powder-coated cover plate to conceal support hardware
- 5/8" space provided between top edge of modesty panel and bottom surface of top to route electrical wires from top of table to under side
- specify trim cap Arctic Silver or Matte Black

# Lok Training Quickship Product Information

## Modesty Panel Attachment Methods

Acrylic and laminate modesty panels can be specified with 2 different attachment methods; select from Hinged or Fixed.

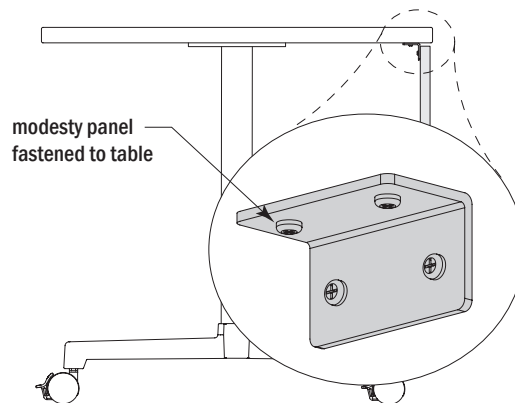
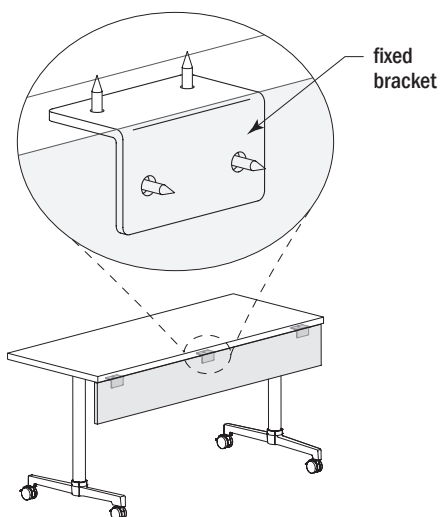
### 1 Hinged Modesty Panels with Tilt Table Option



When table is tilted, modesty panel folds into place for organized storage. Magnetic hinge holds modesty panel vertical in use position and automatically releases for self-storage in tilted position

### 2 Fixed Modesty Panels

Fixed modesty panels are intended to always be attached and should not be specified in conjunction with tilt top tables.

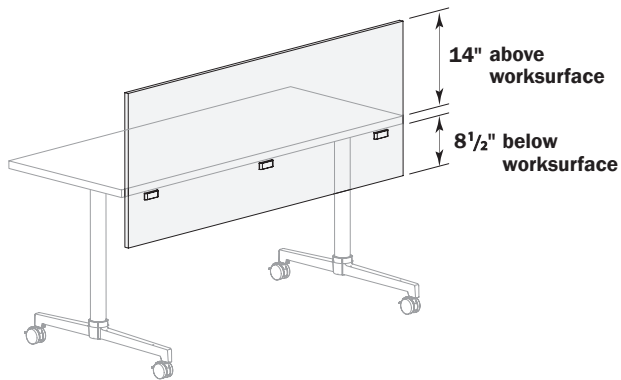


## Lok Training Quickship Product Information

### Privacy Panel Screens

Full width panel to provide user privacy concealing electrical components, wire channels and equipment on table top. Screens provide 8 ½" below and 14" above top concealment

#### Privacy Acrylic Panel

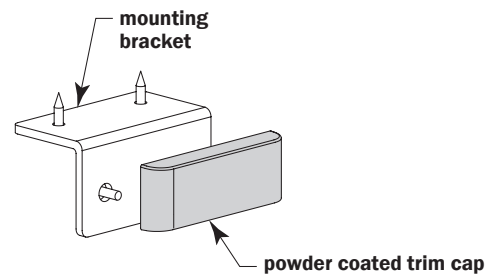


#### Acrylic

- ¼" two sided frosted acrylic

### Screen Mounting

- screens supported by brackets with powder coated cover plates fastened to underside of top
- mounting brackets can be fastened out for routing cables to underside of top or to install monitor arm
- screens available for approach and end of table applications
- linking kits available for shared privacy screen application between two tables approach or end applications
- screens must be removed before tilting



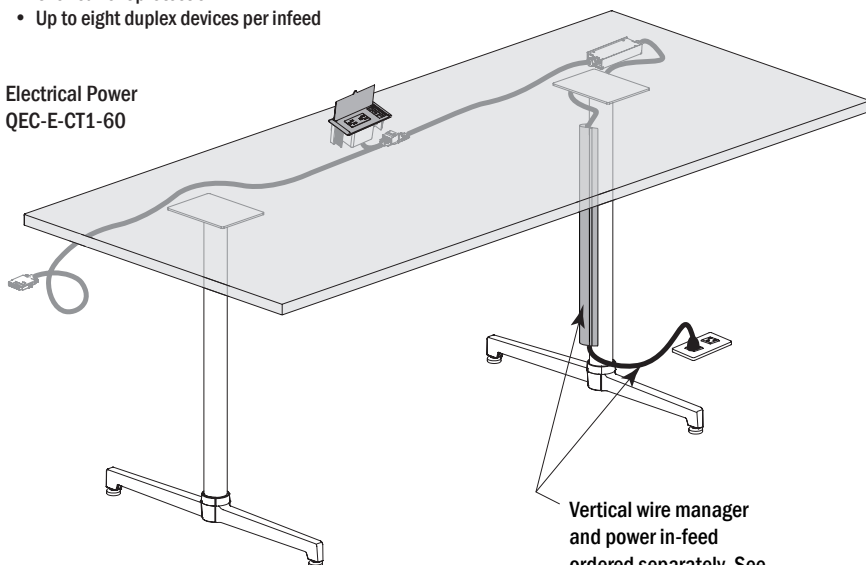
# Lok Training Quickship Product Information

## Overview of ECONO Electrical System

ECONO electrical system allows up to eight duplex power modules to be daisy-chained together (non-directional/non-sequential) and powered from a single power in-feed. The number of power modules connected is limited to the maximum allowed under UL Standard 962. If too many are connected, the control module disconnects all power to the system and signals red. Power is restored to the system after the extra power module(s) are disconnected, which is indicated by a green light. Econo will not work with GFI or GFCI - Ground Fault Circuit Interrupter Wall or Floor Outlets.

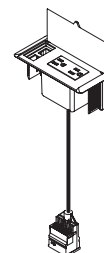
- Two 110 power and two data openings
- Single circuit power with 12 amp total system
- Plastic unit with retractable lid - black or grey color selection
- Over-current protection
- Up to eight duplex devices per infeed

Electrical Power  
QEC-E-CT1-60



Vertical wire manager and power in-feed ordered separately. See pages [QLK15](#)

Components included when ECONO Power selected:



Top Unit x 1



Jumper x 1

Above quantity shows when C (Center) is specified.

When L (Left) / R (Right) are specified, the quantity is double.  
Top Unit x 2 and Jumper x 2

## Electrical

Power is measured and located out from the center of the table. Power in-feed is specified separately to support building electrical connection.

### ECONO Components:

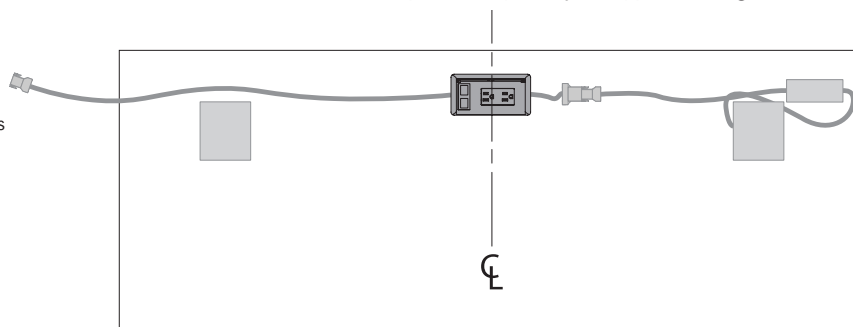
Ganged Tables	Power In-Feed	Power Centers	Jumpers
---------------	---------------	---------------	---------

#### 48" - 72" Tables - CT1

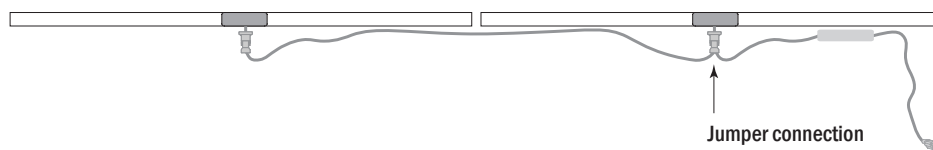
8	1	8	8
7	1	7	7
6	1	6	6
5	1	5	5
4	1	4	4
3	1	3	3
2	1	2	2
1	1	1	1

#### 66" - 72" Tables - LRT2

4	1	8	8
3	1	6	6
2	1	4	4
1	1	2	2



QE-CT1-C0 - Single Power in Center Location on top cutout locations



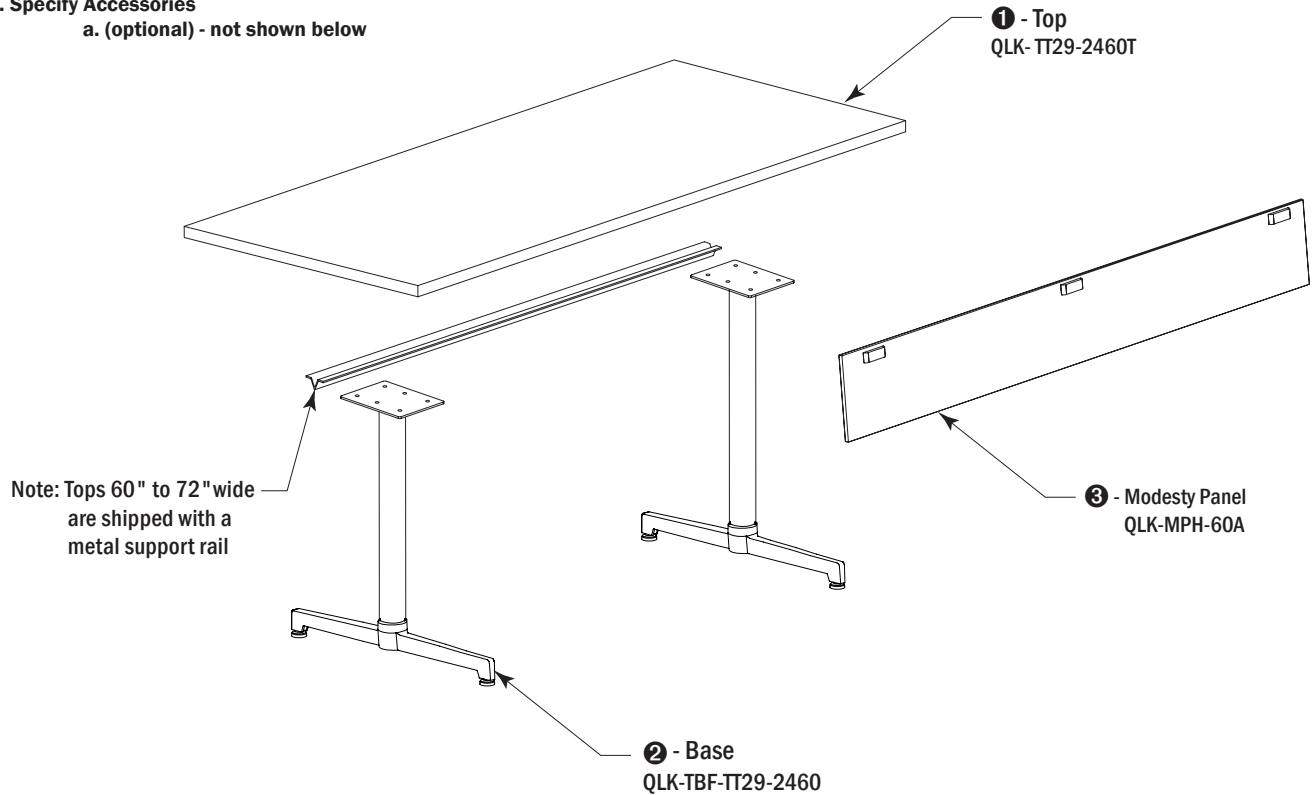
Jumper connection at center of tables.

# Lok Training Quickship Product Information

## Overview of Fixed T Specifying

Lok Training table offer the many configurations and room layouts to support today's diverse learning environments. When planning a space, select the size of the rectangular shaped top that best fits the space you are planning. Then select the base, modesty panel and appropriate accessories.

1. Specify Top
  - a. power cut out (optional)
  - b. linking brackets (optional)
2. Specify Base
3. Specify Modesty Panel
  - a. (optional)
4. Specify Electrical
  - a. (optional) - not shown below
5. Specify Accessories
  - a. (optional) - not shown below



## Model Number Breakdown

### 1 - Top

QLK-TT29-2460T					
LK	TT	29	2460	T	
Lok Designator	Top Shape - Rectangular	Table Height - 29"	Top Size - 24" x 60"	Top Material - Laminate	

### 2 - Base

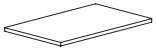
QLK-TBF-TT29-2460					
LK	TBF	TT	29	2460	
Lok Designator	Base Type - Fixed T-Base (standard with glides)	29" Table Height	Table Height - 29"	Top Size - 24" x 60"	

### 3 - Modesty Panel


QLK-MPH-60A					
LK	MP	H	60	A	
Lok Designator	Panel Type - Modesty	Function - Hinged	Panel Size - 60"	Panel Material - Frosted Acrylic	

Description

Rectangular Training Top



top shape



Eased Edge (R3)

Standard

TFL

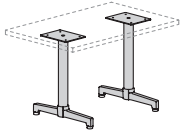
D	W	H	CTN WT	CU FT	Model	TFL
24	48	29	35	3	QLK-TT29-2448T	\$350

- base, modesty panel, electrical, and privacy screens sold and ship separately
- specify power option, see page [QLK14](#)
- optional set of (2) linking bracket, specify and add an additional \$66 list

Specify: Model | TFL Laminate | Power | Linking Bracket

**Training Table Bases**

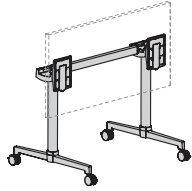
Description	D	W	H	CTN WT	CU FT	① Model	List Price
Fixed T Base for Rectangular Top	24	48	29	23	5	QLK-TBF-TT29-2448	\$562



- bases include all necessary field assembly hardware

Specify: Model | Metal Base Finish | Foot

Tilt T Base for Rectangular Top	24	48	29	29	7	QLK-TBT-TT29-2448	\$1,093
---------------------------------	----	----	----	----	---	-------------------	---------

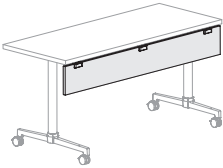


- bases include all necessary field assembly hardware

Specify: Model | Metal Base Finish

**Training Table Modesty Panels**

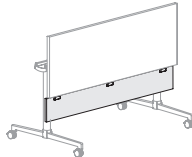
Description	D	W	H	CTN WT	CU FT	① Model	List Price
Fixed Acrylic Modesty Panel	¼	48	8	10	3	QLK-MPF-48A	\$380



- not intended to be used on a table with tilt bases.

Specify: Model | Metal Finish

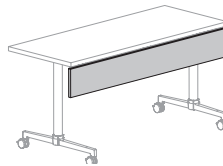
Hinged Acrylic Modesty Panel	¼	48	8	10	3	QLK-MPH-48A	\$417
------------------------------	---	----	---	----	---	-------------	-------



- not intended to be used on a table with fixed bases.
- magnetic hinge holds modesty panel in vertical position

Specify: Model | Metal Finish

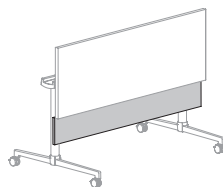
Description	D	W	H	CTN WT	CU FT	① Model	Standard
							TFL
Fixed Laminate Modesty Panel	¾	48	8	10	3	QLK-MPF-48T	\$192



- not intended to be used on a table with tilt bases.

Specify: Model | TFL Laminate

Hinged Laminate Modesty Panel	¾	48	8	10	3	QLK-MPH-48T	\$231
-------------------------------	---	----	---	----	---	-------------	-------


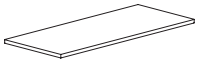


- not intended to be used on a table with fixed bases.
- magnetic hinge holds modesty panel in vertical position
- magnetic hinge releases for self-storage when table is tilted


Specify: Model | TFL Laminate

Description

Rectangular Training Top



top shape



Eased Edge (R3)  
Standard

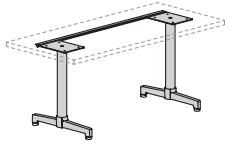
D	W	H	CTN WT	CU FT	Model	TFL
24	60	29	43	3	QLK-TT29-2460T	\$393
30	60	29	54	4	QLK-TT29-3060T	\$414
24	72	29	52	4	QLK-TT29-2472T	\$490
30	72	29	65	5	QLK-TT29-3072T	\$517

- base, modesty panel, electrical, and privacy screens sold and ship separately
- specify power option, see page [QLK14](#)
- optional set of (2) linking bracket, specify and add an additional \$66 list

Specify: Model | TFL Laminate | Power | Linking Bracket

**Training Table Bases**

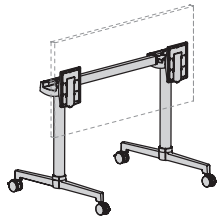
Description	D	W	H	CTN WT	CU FT	① Model	List Price
Fixed T Base for Rectangular Top	24	60	29	27	6	QLK-TBF-TT29-2460	\$623
	30	60	29	28	8	QLK-TBF-TT29-3060	\$657
	24	72	29	28	6	QLK-TBF-TT29-2472	\$634
	30	72	29	29	8	QLK-TBF-TT29-3072	\$669



· bases include all necessary field assembly hardware

Specify: Model | Metal Base Finish | Foot

Tilt T Base for Rectangular Top	24	60	29	30	7	QLK-TBT-TT29-2460	\$1,111
	30	60	29	31	9	QLK-TBT-TT29-3060	\$1,145
	24	72	29	31	7	QLK-TBT-TT29-2472	\$1,144
	30	72	29	32	9	QLK-TBT-TT29-3072	\$1,178



· base nests in offset position when top is tilted  
· bases include all necessary field assembly hardware

Specify: Model | Metal Base Finish

**Training Table Modesty Panels**

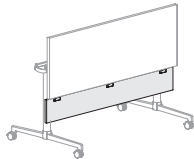
Description	D	W	H	CTN WT	CU FT	① Model	List Price
Fixed Acrylic Modesty Panel	¼	60	8	11	3	QLK-MPF-60A	\$465
	¼	72	8	12	4	QLK-MPF-72A	\$524



· not intended to be used on a table with tilt bases.

Specify: Model | Metal Finish

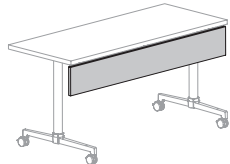
Hinged Acrylic Modesty Panel	¼	60	8	11	3	QLK-MPH-60A	\$521
	¼	72	8	12	4	QLK-MPH-72A	\$578



· not intended to be used on a table with fixed bases.  
· magnetic hinge holds modesty panel in vertical position

Specify: Model | Metal Finish

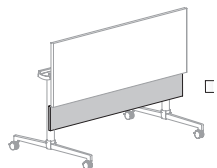
Description	D	W	H	CTN WT	CU FT	① Model	Standard
							TFL
Fixed Laminate Modesty Panel	¾	60	8	11	3	QLK-MPF-60T	\$216
	¾	72	8	12	4	QLK-MPF-72T	\$225



· not intended to be used on a table with tilt bases.

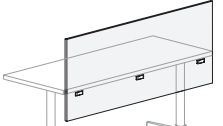
Specify: Model | TFL Laminate

Hinged Laminate Modesty Panel	¾	60	8	11	3	QLK-MPH-60T	\$268
	¾	72	8	12	4	QLK-MPH-72T	\$278



· not intended to be used on a table with fixed bases.  
· magnetic hinge holds modesty panel in vertical position

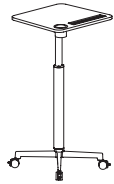
Specify: Model | TFL Laminate

Description	D	W	H	CTN WT	CU FT	① Model	List Price
	¼	24	23¾	10	3	QLK-PSP-2424A	\$452
	¼	30	23¾	10	3	QLK-PSP-3024A	\$512
	¼	48	23¾	10	5	QLK-PSP-4824A	\$696
	¼	60	23¾	10	6	QLK-PSP-6024A	\$855
	¼	72	23¾	10	7	QLK-PSP-7224A	\$976

- when adding privacy screen on tilting training table, privacy screen must be removed prior to tilting
- acrylic privacy screen can be installed on rectangular or lecture tables
- 13¾" height above surface

Specify: Model | Metal Finish

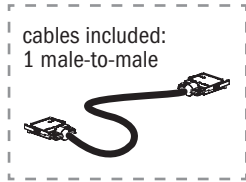

Description	D	W	H	CTN WT	CU FT	① Model	Standard TFL
Adjustable Mobile Stand	22	24	29	36	14	QLK-29ISA-2224T	\$1,878



- pneumatic height adjustment range 29" - 41"
- inner column of adjustable table base will be silver

Specify: Model | TFL Laminate | Grommet | Metal Base Finish

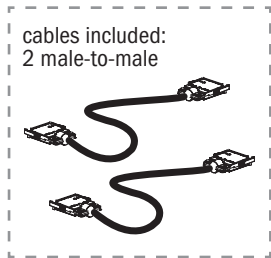
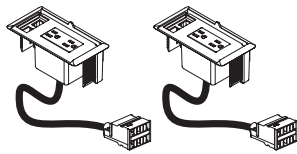
Description	D	W	H	CTN WT	CU FT	① Model	List Price
Electrical CT1 for Econo		48		4	1	QEC-E-CT1-48	\$300
		60		4	1	QEC-E-CT1-60	\$302
		72		5	1	QEC-E-CT1-72	\$308



- (1) econo electrical unit to be placed in top of surface
- use in conjunction with other econo electrical items
- table link bracket **MUST** be used in conjunction with electrical to meet code requirements
- data jack openings accepts Type 2 jacks - two .58 x .76 hole openings (customer supplied)
- must order power infeed separately

Specify: Model | Color

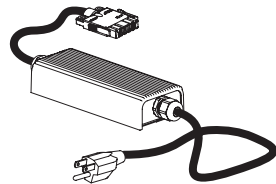
Electrical LRT2 for Econo	72			7	1	QEC-E-LRT2-72	\$585
---------------------------	----	--	--	---	---	---------------	-------



- (2) econo electrical unit to be placed in top of surface
- use in conjunction with other econo electrical items
- data jack openings accepts Type 2 jacks - two .58 x .76 hole openings (customer supplied)
- must order power infeed separately

Specify: Model | Color

3 Prong Plug - 110 Power Smart-box Infeed for Econo System				1	1	QEC-PI-E-72A	\$574
--	--	--	--	---	---	--------------	-------

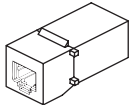


- 72" plug power infeed
- 20 amps/110 volts max
- 3 prong plug - 15 amp adapter plug
- single circuit use only
- use in conjunction with other econo electrical items

Specify: Model

ECONO Power

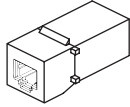
Description	D	W	H	CTN WT	CU FT	① Model	List Price
Telecom Phone Jack - Type 2				1	1	QTCP201	\$76



- RJ-11 phone jack
- for use with Econo system


Specify: Model

Telecom Data Jack - Type 2				1	1	QTCP202	\$99
----------------------------	--	--	--	---	---	---------	------

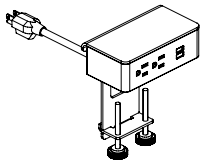


- CAT6-RJ45 data jack
- for use with Econo system

Specify: Model



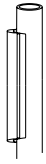
Edge Mount Power	3 1/2	5 1/2	7 1/2	3	1	QEC28	\$442
------------------	-------	-------	-------	---	---	-------	-------



- two power receptacles - 120 volt; 15 amp dual powered USB
- 72" power cord with molded plug
- UL recognized

Specify: Model | Finish Color

Description	D	W	H	CTN WT	CU FT	① Model	List Price
Vertical Wire Manager	1/2	2 1/4	22	1	1	QAVL20	\$95



Specify: Model | Plastic Finish

Flexible Vertical Wire Manager	1 1/2	1 1/2	45	4	1	Q45VWM	\$146
--------------------------------	-------	-------	----	---	---	--------	-------



- black plastic
- field installed to bottom of table top, with screws provided
- wire manager is 1 1/2" diameter
- weighted base is 4" diameter
- length can be adjusted by removing individual discs as required

Specify: Model

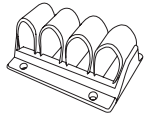
Wire Management Velcro Straps	1 3/4	2 1/2	1/4	1	1	Q04WVS	\$63
-------------------------------	-------	-------	-----	---	---	--------	------



- black, set of 4
- field installed to bottom of table top, with adhesive tape provided

Specify: Model

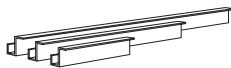
Cable Management Clips	2 5/8	3 3/4	1 5/8	1	1	Q0304CMC	\$61
------------------------	-------	-------	-------	---	---	----------	------



- black plastic
- installed to bottom of table top
- four retention loops

Specify: Model

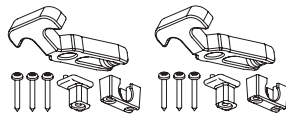
Wire Manager Trough	2 1/2	12	2 1/2	2	1	Q12WCT	\$132
	2 1/2	24	2 1/2	3	1	Q24WCT	\$154
	2 1/2	36	2 1/2	4	1	Q36WCT	\$169



- black plastic
- field installed to bottom of table top, with screws provided

Specify: Model

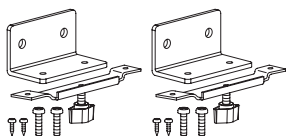
Table Link Bracket	2 3/4	3	7	1	1	QLKB03TBL-LINK	\$66
--------------------	-------	---	---	---	---	----------------	------



- includes set of 2 brackets with attachment hardware
- can be installed on ends and approach edges of tables
- field installed
- MUST be used on/with tables specifying electrical

Specify: Model

Screen Link Bracket	1 3/4	2 3/4	1 1/2	1	1	QLKB03SCN-LINK	\$81
---------------------	-------	-------	-------	---	---	----------------	------



- links two tables along one edge with screen between tables
- set of 2 with attachment hardware
- field installed

Specify: Model