



DIMENSIONS

Model	Description	D"	W"	H"	WT
Standard Width (SW) Totes					
26184	Double bullet top, double cabinet w/two 3" & one 12" SW totes on both pedestals	28	72	30.25	167

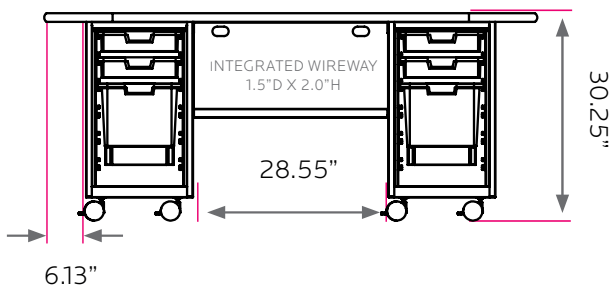
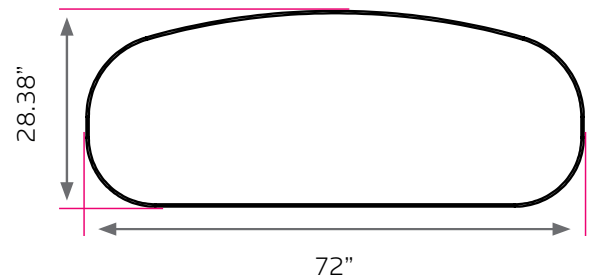
OVERVIEW

The Cascade Teacher Desk offers a stable, mobile and versatile workspace with integrated wireway and modesty panel plus the unique capabilities of Cascade storage. It offers a scalable solution for organization, storage and distribution of learning materials.

MATERIALS

The 1 1/4" thick work surface consists of a 45 lb. density particle board core with a .030" high-pressure laminated surface and a .020" melamine backer sheet. The edge of the work surface features a bumper edge molding (choices listed below) that is mechanically fastened every 6 to 8 inches to assure a long lasting fit.

The pedestal is constructed of fully welded 20 gauge steel components and comes standard with 3" plate casters. Each plate caster takes 4 machine screws to fasten to the ped. Both tote pedestals are configured with totes. The modesty panel is mechanically fastened to the pedestals and to the laminated top.



CASCADE TOP & EDGE PROFILE

1 1/4" TOP

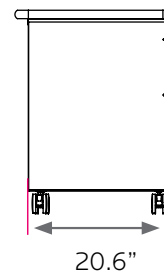


3/8" BUMPER



4MM T-MOLD

D



STANDARD LAMINATE OPTIONS

Want to specify a different laminate?

No problem. If you have 20 or more tops of the same color -60 or -38 there is no upcharge. Have 20 or less? We can quote for you with the Wilsonart code and – finish style. We can specify other laminates – call to inquire and get a quote.

SUGGESTED LAMINATE OPTIONS



All 20 of the standard laminates are -60 finish, if you need to match a laminate from a previous year, please let us know on your order (example Pewter Mesh 4878-38, our standard is -60).

When the WilsonArt Laminate code includes a "Y", "K", "-12" "-78", "Aeon" etc, these are special laminates with an upcharge, even when it contains -38 or -60.

STANDARD EDGE COLOR OPTIONS



FRAME COLOR OPTIONS



EDGE COLOR OPTIONS WITH ADDITIONAL LEAD TIME

