



DIMENSIONS

Model	Description	D"	W"	H"	WT
26194	Double bullet top, file-file & box-box-file	28	72	30.25	207

OVERVIEW

The Cascade Teacher Desk offers a stable, mobile and versatile workspace with integrated wireway and modesty panel plus the unique capabilities of Cascade storage. It offers a scalable solution for organization, storage and distribution of learning materials.

MATERIALS

The 1 1/4" thick work surface consists of a 45 lb. density particle board core with a .030" high-pressure laminated surface and a .020" melamine backer sheet. The edge of the work surface features a bumper edge molding (choices listed below) that is mechanically fastened every 6 to 8 inches to assure a long lasting fit.

The pedestal is constructed of fully welded 20 gauge steel components and comes standard with 3" plate casters. Each plate caster takes 4 machine screws to fasten to the ped. One pedestal is a box-box-file and the other is a file-file pedestal, with drawers on ball bearing slides and a lock for security. The modesty panel is mechanically fastened to the pedestals and to the laminated top.

CASCADE TOP & EDGE PROFILE

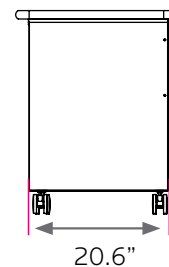
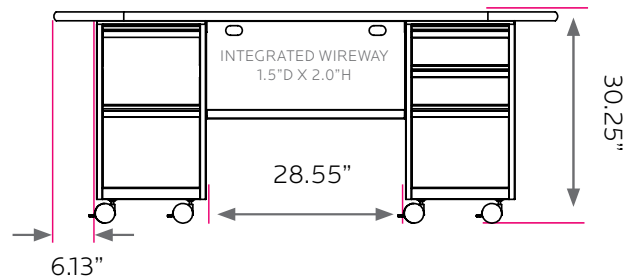
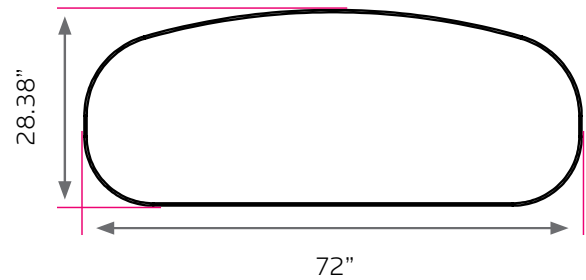
1 1/4" TOP



3/8"
BUMPER



D
4MM
T-MOLD



STANDARD LAMINATE OPTIONS

Want to specify a different laminate?

No problem. If you have 20 or more tops of the same color -60 or -38 there is no upcharge. Have 20 or less? We can quote for you with the Wilsonart code and – finish style. We can specify other laminates – call to inquire and get a quote.

SUGGESTED LAMINATE OPTIONS



All 20 of the standard laminates are -60 finish, if you need to match a laminate from a previous year, please let us know on your order (example Pewter Mesh 4878-38, our standard is -60).

When the WilsonArt Laminate code includes a "Y", "K", "-12", "-78", "Aeon" etc, these are special laminates with an upcharge, even when it contains -38 or -60.

STANDARD EDGE COLOR OPTIONS



FRAME COLOR OPTIONS



EDGE COLOR OPTIONS WITH ADDITIONAL LEAD TIME

