
Conference and Collaborative Tables Specification Guide

Availability

Electronic price list updated with release 204.B (U.S.) and 158.B (Canada), dated April 20, 2026.

All specifications subject to change without notice. Reference the electronic catalog/Hedberg for current pricing.

Transitional products in this specification guide are **maintained for existing customers only** and are likely to be phased out over time. These products are indicated with a . Products that are scheduled to be culled are indicated with an , followed by the last order entry date.

Surface Materials

The surface materials team has announced the launch of the Finish Library, found at www.steelcase.com/finishlibrary/.

► For a list of all trademarks, refer to the last page of this specification guide. © 2026 Steelcase Inc.

Working with This Specification Guide

Ten Tips: How to Get The Most Out of This Book	2
Additional Resources	4

Bassline	5
B-Free High Tables	57
Campfire	71
Groupwork	101
Simple Tables	175
Universal Tables	219
Verb	257
Convvene	303
Verlay	375
Ocular Tables	447
Elbrook	499
media:scape	517
Table Power and Communication	553

Resources	573
------------------	------------



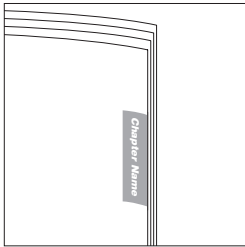
For Canadian Pricing

Canadian factor can be found at www.steelcase.com/CADpricing/. Calculate in the following order to avoid rounding errors:

- Multiply the base price and each option by the Canadian factor.
- Round each to the nearest dollar.
- Add base and options for total list price.


Ten Tips: How to Get the Most Out of This Book

Tip 1



Watch the tabs on the right-hand edges of the pages. They'll always indicate which chapter you are in.

Tip 2



Use the Statement of Line pages for an overview of the available components, their sizes, and page references for additional information. Each *Understanding* chapter includes a statement of line after the table of contents.

Tip 3



Find cross references by looking for page numbers flagged with an arrow.

Tip 4

Study the product detail pages in the *Understanding* section to learn everything an expert knows about specific products. Each product detail page in this section contains the following features, where applicable:

- Product Drawing
- Actual Dimensions
- Product Details
- Connections
- Wiring and Cabling
- Surface Materials
- Application Topics

Product Drawing shows you what the product looks like and points out important features.

Product Details gives specific information on the product and how it is used.

Connections describes how the product is assembled or how it attaches to another product.

Actual Dimensions table lists the dimensions of the product.

Wiring and Cabling details the power and cable-management and cable routing capabilities of the product.

Surface Materials lists what material is used for each part of the product.

Tip 5

Refer to the specifying pages for all the information needed to order a product. Each product specifying page contains a variety of elements to help you complete a specification:

- Product Drawing
- Standard Includes
- Required to Specify
- Options
- Related Products
- Specification Information
- Dimensions
- Style Number
- Price

Standard Includes (under the red or dark grey band) provides a list of what comes standard with the product.

Required to Specify (under the red or dark grey band) itemizes the information that you must provide to order the standard product and the preferred sequence for specification.

Specification Information (under the teal or light grey band) provides product dimensions, style numbers, and prices for the standard product and any surface material choices that are available.

Product Drawing shows you what the product looks like.

Standard Includes		Required to Specify	
<ul style="list-style-type: none"> Standard length top cap (1800) (standard by length) Standard length bottom cap (1800) (standard by length) Standard length side cap (1800) (standard by length) Standard length connecting bar (1800) (standard by length) 	<ul style="list-style-type: none"> Thin trim (under) Thin trim (top) (under) Thin trim (side) (under) Thin trim (bottom) (under) 	<ul style="list-style-type: none"> Thin trim (under) Thin trim (top) (under) Thin trim (side) (under) Thin trim (bottom) (under) 	<ul style="list-style-type: none"> Thin trim (under) Thin trim (top) (under) Thin trim (side) (under) Thin trim (bottom) (under)

Options		Required to Specify	
<ul style="list-style-type: none"> Thin trim (under) Thin trim (top) (under) Thin trim (side) (under) Thin trim (bottom) (under) 	<ul style="list-style-type: none"> Thin trim (under) Thin trim (top) (under) Thin trim (side) (under) Thin trim (bottom) (under) 	<ul style="list-style-type: none"> Thin trim (under) Thin trim (top) (under) Thin trim (side) (under) Thin trim (bottom) (under) 	<ul style="list-style-type: none"> Thin trim (under) Thin trim (top) (under) Thin trim (side) (under) Thin trim (bottom) (under)

Specification Information	
<ul style="list-style-type: none"> Thin trim (under) Thin trim (top) (under) Thin trim (side) (under) Thin trim (bottom) (under) 	<ul style="list-style-type: none"> Thin trim (under) Thin trim (top) (under) Thin trim (side) (under) Thin trim (bottom) (under)

Options (under the black band) lists all the options that apply to the product, their price, and what is required to specify.

Related Products provide specification information for products that are directly related.

Tip 6

Required to Specify

Specify with Customiz Stain

Italic typeface on specifying pages usually identifies wording that you should use in your order.

i

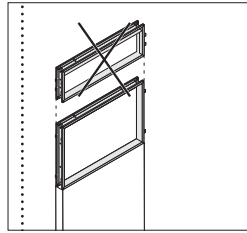
Tip 7

To determine how many skins are needed to complete a panel, consult the table at the right.

Tip: Remember to order skins for both sides of the panel buildup.

Watch for tips throughout the text that give you explanations and helpful instructions.

Tip 8



Learn what you cannot do by looking for drawings crossed out with an "X."

Tip 9

Use the surface materials listings in the Surface Materials section of this book to find surface material color numbers.

Tip 10

Style Number	Page
TS7042BL	131
TS7042S	130
TS7048BL	131
TS7048S	130
TS7060BL	131
TS7060S	130
TS7072BL	131

Refer to the style number index when you know a style number and you need to find the page that has more details about the product.

Additional Resources

Conference and Collaborative Tables

Products are supported with informational materials, tools, and software to help you plan, specify, and order an installation efficiently.

Printed Materials

Other Specification Guides

Steelcase offers a comprehensive portfolio of furniture and solutions. For the full offering of products, refer to the individual product specification guides. These can be accessed at the www.steelcase.com web site or at village.steelcase.com

Computer Tools

Electronic Catalog

Accurate sales quotations and purchase orders for Steelcase products are created with specification software that uses Steelcase Electronic Catalog data. Use the data to specify and price style numbers and options for every Steelcase product. The data is updated bimonthly by Steelcase and provided to software programs including: the Hedberg Business System, SmartTools—Steelcase's design and specification software (for more information on SmartTools, please email SmartTools@steelcase.com), the ProjectMatrix Project Symbols libraries, as well as 20-20 CAP Studio.

Furniture Symbol Graphic Data

Steelcase creates 2D and 3D furniture symbols (with attributes) for planning and initially specifying Steelcase products. This data is incorporated into several add-on software packages that work in either a Microstation or an AutoCAD drafting environment.

Digital Publications

You can access these digital publications at www.steelcase.com or village.steelcase.com.

Support

Steelcase Capabilities

Steelcase products are distributed, installed, and serviced through a network of more than 600 dealers worldwide. Steelcase is also represented with offices and corporate showrooms in 26 U.S. cities, 4 Canadian cities, and in France, Germany, Great Britain, and Japan. Every Steelcase product meets our exceptionally high standards of quality and durability and comes with the Steelcase assurance of excellence in service.

For ordering or product assistance,

please call your local dealer, the Steelcase Solutions Resource Team, or the Steelcase Solutions Fulfillment Team at 1.888.STEELCASE (1.888.783.3522) or send an e-mail to lineone@steelcase.com.

Call the Steelcase Solutions Resource Team prior to placing an order, when working on a bid, or when you need information about product applications and specifications.

Call the Steelcase Solutions Fulfillment Team if you have submitted an order to Steelcase and you need to speak to your Solutions Fulfillment Team Representative about the order. Also call if you have any post-shipment quality concerns or service parts questions.

For warranty information, please go to: <http://www.steelcase.com/warranty/>.

Outside the U.S.A., Canada, Mexico, Puerto Rico, and the U.S. Virgin Islands, call 1.616.247.2500.

For information about Steelcase, the name of your nearest Steelcase dealer, or for product literature, call 1.800.333.9939 or visit our Web site: www.steelcase.com.

Sustainability

At Steelcase, we believe business can be a force for good. We create long-lasting products that are better for people and better for the planet. Our products and operations use life cycle thinking to meet our commitment to reducing climate change. This commitment is reinforced by practices such as designing to minimize global warming and other life cycle impacts, ensuring material health, and enabling end-of-use strategies.

To learn more at a corporate level, visit: <https://www.steelcase.com/discover/steelcase/esg-overview/environmental/>

Product Environmental Profiles, which provide key environmental attributes such as recycled content, embodied carbon and recyclability, as well as product certifications can be found by searching for Steelcase at Origin.build.

Bassline



Statement of Line 6



Understanding

Occasional Tables	9
Base-Only Tables	10
Asymmetrical Tables	12
Box Top Tables	16
Storage	18
Bench Seating	20
Power	22



Specifying

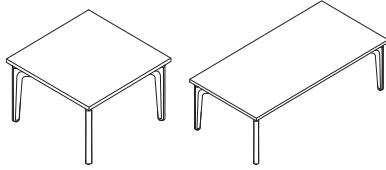
Square and Rectangular Tables	24
Round Tables	26
Oval Tables	28
Racetrack Tables	30
Base-Only Tables	32
Asymmetrical Tables	34
Box Top Tables	36
Standing Storage	40
Credenza	42
One Seat Bench	44
Two Seat Bench	46
Power	48



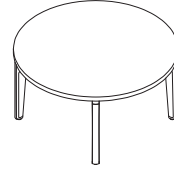
Surface Materials 50

Statement of Line

Occasional Tables



Understanding
 ▶ Page 9
 Specifying
 ▶ Page 24



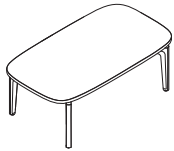
Understanding
 ▶ Page 9
 Specifying
 ▶ Page 26

Square and Rectangular Tables

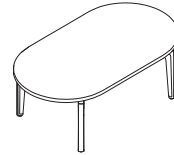
	18 ⁷ / ₈ "W	28 ³ / ₄ "W	36"W	54"W	60"W
18 ⁷ / ₈ "D	●				
20"D			●		
24"D				●	
28 ³ / ₄ "D		●			●

Round Tables

25" Diameter	●
39" Diameter	●



Understanding
 ▶ Page 9
 Specifying
 ▶ Page 28



Understanding
 ▶ Page 9
 Specifying
 ▶ Page 30

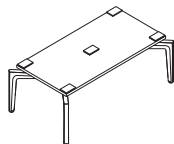
Oval Tables

	36"W	54"W	60"W
20"D	●		
24"D		●	
28 ³ / ₄ "D			●

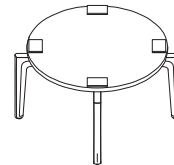
Racetrack Tables

	36"W	54"W	60"W
20"D	●		
24"D		●	
28 ³ / ₄ "D			●

Base-Only Tables



Understanding
 ▶ Page 10
 Specifying
 ▶ Page 32



Understanding
 ▶ Page 10
 Specifying
 ▶ Page 32

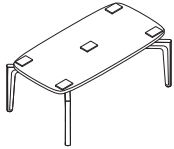
Square and Rectangular Base-Only Tables

	18 ⁷ / ₈ "W	28 ³ / ₄ "W	36"W	44"W	54"W	60"W
18 ⁷ / ₈ "D	●					
20"D			●			
22"D				●		
24"D					●	
28 ³ / ₄ "D		●				●

Round Base-Only Tables

25" Diameter	●
39" Diameter	●

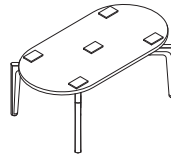
Base-Only Tables, continued



Understanding
 ▶ Page 10
 Specifying
 ▶ Page 32

Oval Base-Only Tables

	36"W	44"W	54"W	60"W
20"D	●			
22"D		●		
24"D			●	
28 ³ / ₄ "D				●



Understanding
 ▶ Page 10
 Specifying
 ▶ Page 32

Racetrack Base-Only Tables

	36"W	44"W	54"W	60"W
20"D	●			
22"D		●		
24"D			●	
28 ³ / ₄ "D				●

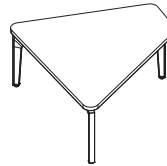
Asymmetrical Tables



Understanding
 ▶ Page 12
 Specifying
 ▶ Page 34

Small Asymmetrical Table

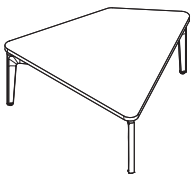
	22 ¹ / ₈ "W
26 ³ / ₄ "D	●



Understanding
 ▶ Page 12
 Specifying
 ▶ Page 34

Medium Asymmetrical Table

	26 ² / ₅ "W
34"D	●

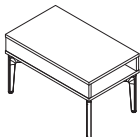


Understanding
 ▶ Page 12
 Specifying
 ▶ Page 34

Large Asymmetrical Table

	29 ³ / ₄ "W
35"D	●

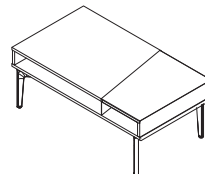
Box Top Tables



Understanding
 ▶ Page 16
 Specifying
 ▶ Page 36

Box Top Tables

	18"W
25"D	●
30"D	●

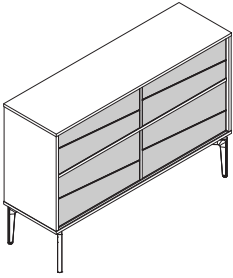


Understanding
 ▶ Page 16
 Specifying
 ▶ Page 38

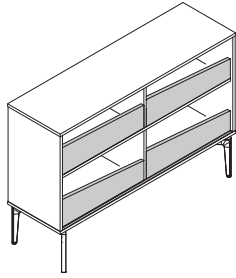
Box Top Coffee Table

	54"W
25"D	●

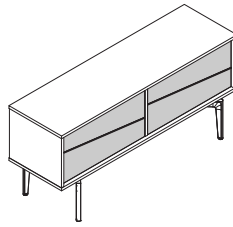
Storage



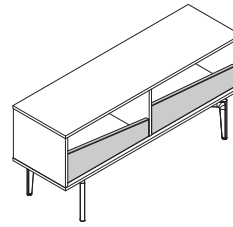
Full Back Standing Storage
Understanding
▶ Page 18
Specifying
▶ Page 40



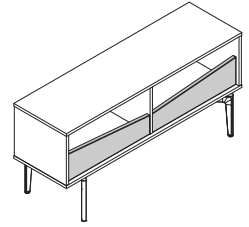
Half Back Standing Storage
Understanding
▶ Page 18
Specifying
▶ Page 40



Full Back Credenza
Understanding
▶ Page 18
Specifying
▶ Page 42



Half Back Credenza
Understanding
▶ Page 18
Specifying
▶ Page 42

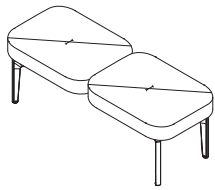


Meet Me in the Middle Credenza
Understanding
▶ Page 18
Specifying
▶ Page 42

Bench Seating

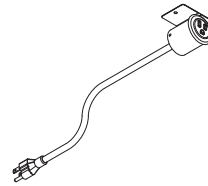


One Seat Bench
Understanding
▶ Page 20
Specifying
▶ Page 44

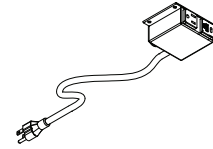


Two Seat Bench
Understanding
▶ Page 20
Specifying
▶ Page 46

Power



Round Power
Understanding
▶ Page 22
Specifying
▶ Page 48



Module Power
Understanding
▶ Page 22
Specifying
▶ Page 48

Occasional Tables

Occasional tables are available in round, square, rectangular, oval, and racetrack.

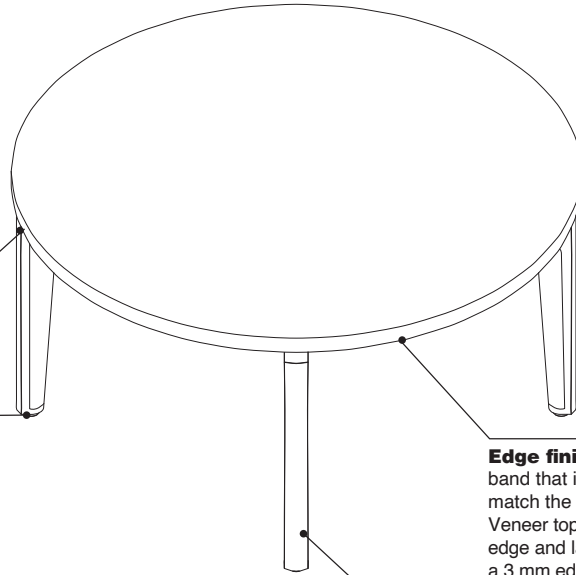
Tables tops are offered in Low-Pressure Laminate, High-Pressure Laminate, veneer, glass, and solid surface.

Overall table height is 13" including the legs, spacer, and table top.

► Specifying, pages 24–30

Tables tops are 3/4" thick.

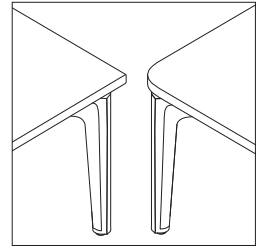
Leveling glides have 1/2" adjustability range to install tables on uneven floors.



Edge finish has an edge band that is defaulted to match the laminate surface. Veneer tops have a wood edge and laminate tops have a 3 mm edge.

Leg height is 12 1/4".

Product Details



Square and rectangular tables have options for rounded corners or squared corners.

Occasional tables and Bivi Rumble Seat legs share the same visual aesthetic.

► See *Benching Specification Guide* for Bivi Rumble Seat information.

Surface Materials

Table tops

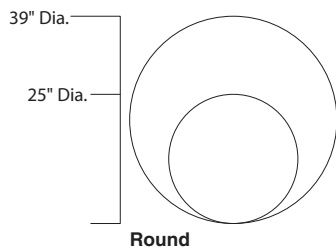
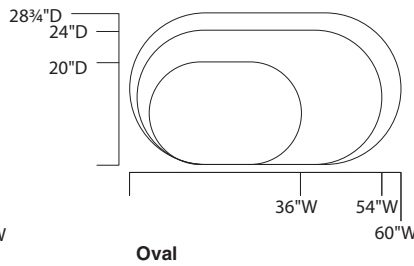
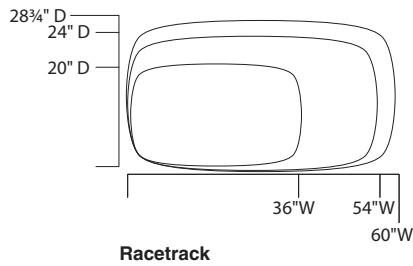
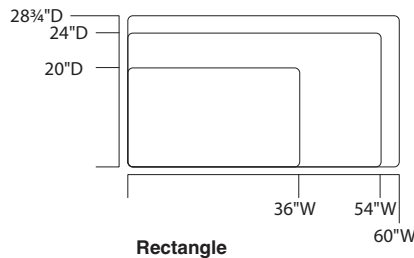
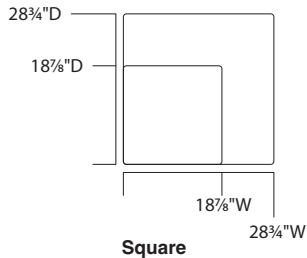
- Low-Pressure Laminate
- High-Pressure Laminate
- Open Line laminate
- Wood veneer
- Glass*
- Solid surface*

*Note: Only available with round corners.

Legs

- Paint

Actual Dimensions



Base-Only Tables

Base-Only Tables enable you to personalize your table with a custom top and make it your own.

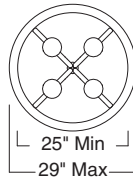
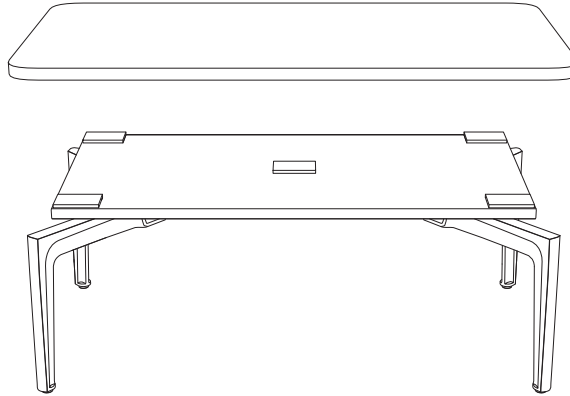
► Specifying page, 32

The Base-Only Tables come with a black 3/4" Low-Pressure Laminate (LPL) platform in the shape specified. Adhere custom top to the platform using the provided 3M™ hook and loop fasteners.

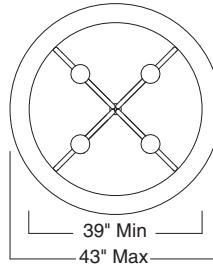
Tip: Base-Only Tables platform is smaller than the legs. Custom top will extend beyond the platform to align with the legs.

Fully assembled tables support a maximum weight of 800 pounds. This includes the weight of your custom top and any items put on the table.

Tip: Base-Only Tables are only available in four leg shapes and sizes.

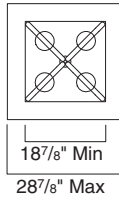


25" Round Table

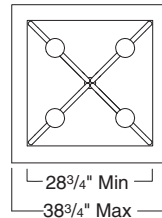


39" Round Table

Your custom top for circle bases may not extend more than 2" in any direction from the standard Base-Only Table size.

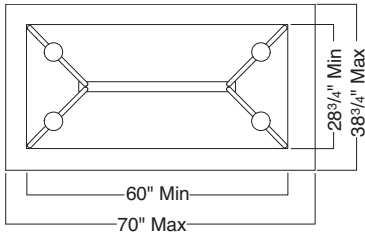


18⁷/₈" Square Table

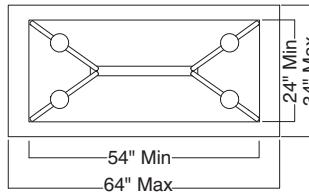


28³/₄" Square Table

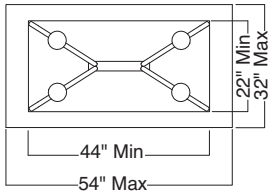
Your custom top for square bases may not extend more than 5" in any direction from the standard Base-Only Table size.



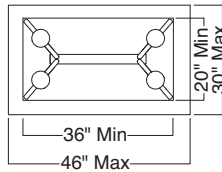
60" Rectangle Table



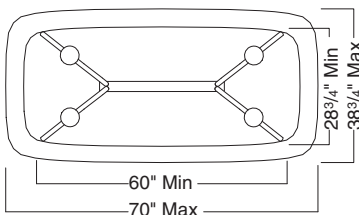
54" Rectangle Table



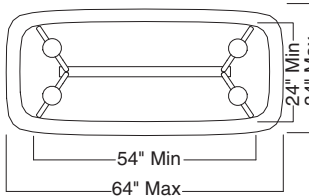
44" Rectangle Table



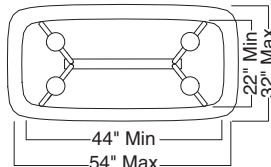
36" Rectangle Table



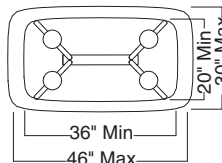
60" Oval Table



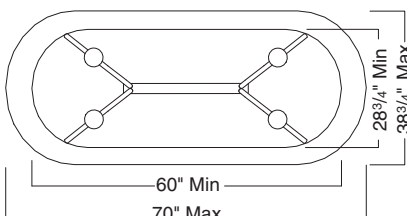
54" Oval Table



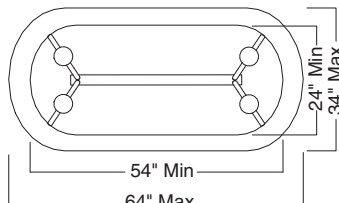
44" Oval Table



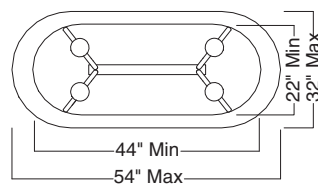
36" Oval Table



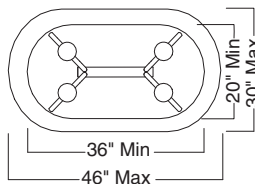
60" Racetrack Table



54" Racetrack Table



44" Racetrack Table



36" Racetrack Table

Your custom top for rectangular, oval, and racetrack bases may not extend more than 5" in any direction from the standard Base-Only Table size.

Asymmetrical Tables

Asymmetrical Tables have an irregular shape and are offered in Low-Pressure Laminate, High-Pressure Laminate, veneer, glass, and solid surface.

Overall table height is 13" including the legs, spacer, and table top.
▶ Specifying, page 34

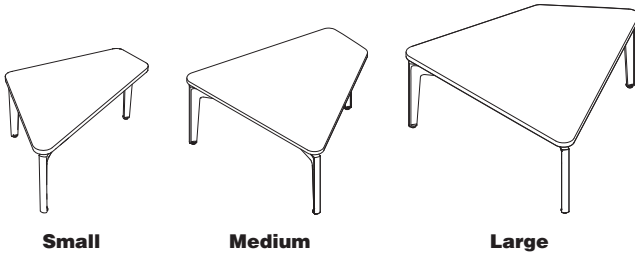
Table tops are $\frac{3}{4}$ " thick.

Leveling glides have $\frac{1}{2}$ " adjustability range to install tables on uneven floors.

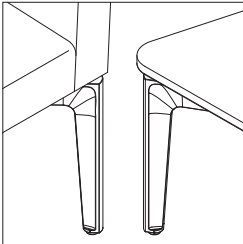
Edge finish has an edge band that is defaulted to match the laminate surface. Veneer tops have a wood edge and laminate tops have a 3 mm edge.

Leg height is $12\frac{1}{4}$ ".

Asymmetrical Tables are available in small, medium, and large.



Product Details



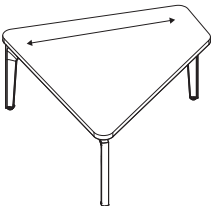
Asymmetrical Tables and Bivi Rumble Seat legs share the same visual aesthetic.

► See *Benching Specification Guide* for Bivi Rumble Seat information.

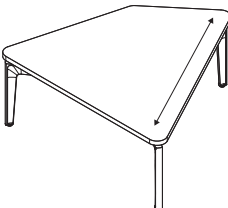
Grain Directions



Small Asymmetrical Table

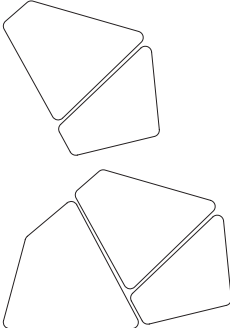


Medium Asymmetrical Table

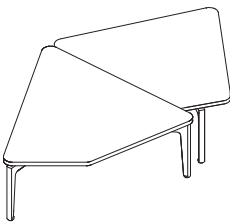


Large Asymmetrical Table

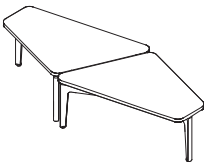
Application Topics



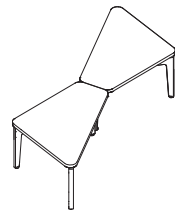
Asymmetrical Tables can be used separately or grouped together.



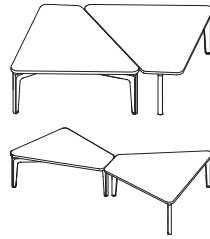
Large Asymmetrical Table with Medium Asymmetrical Table shown above.



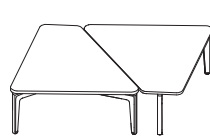
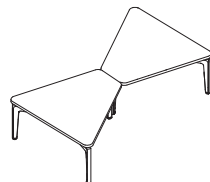
Small Asymmetrical Table with Large Asymmetrical Table shown above.



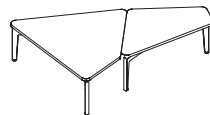
Small Asymmetrical Table with Small Asymmetrical Table shown above.



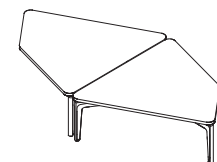
Small Asymmetrical Table with Medium Asymmetrical Table shown above.



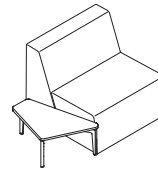
Medium Asymmetrical Table with Medium Asymmetrical Table shown above.



Small Asymmetrical Table with Large Asymmetrical Table shown above.



Large Asymmetrical Table with Large Asymmetrical Table shown above.



Small Asymmetrical Table with Campfire Lounge shown above.

Surface Materials

Table tops

- Low-Pressure Laminate
- High-Pressure Laminate
- Open Line laminate
- Wood veneer
- Glass
- Solid surface

Base

- Paint

Dimensions

► Page 14

Dimensions

Asymmetrical

• Features :
 • Overall
 Depth Width Height

Asymmetrical Tables

Small

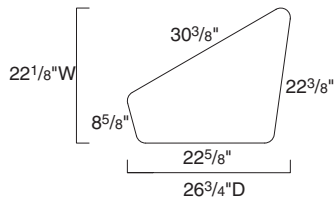
26³/₄" 22¹/₈" 13"

Medium

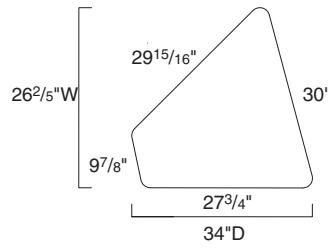
34" 26²/₅" 13"

Large

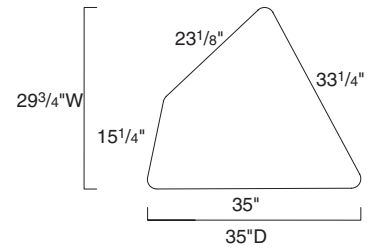
35" 29³/₄" 13"



Small Asymmetrical Table



Medium Asymmetrical Table

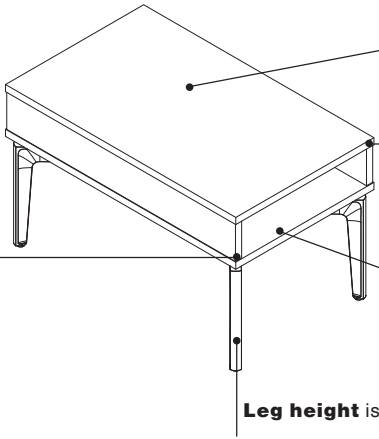


Large Asymmetrical Table

Box Top Tables

Box Top Tables are offered in Low-Pressure Laminate, High-Pressure Laminate, and veneer with painted metal accents; location varies by table. The metal accent panel is available with or without a design.
 ▶ Specifying pages, 36–38

Case of Box Top Tables are 3/4" thick.

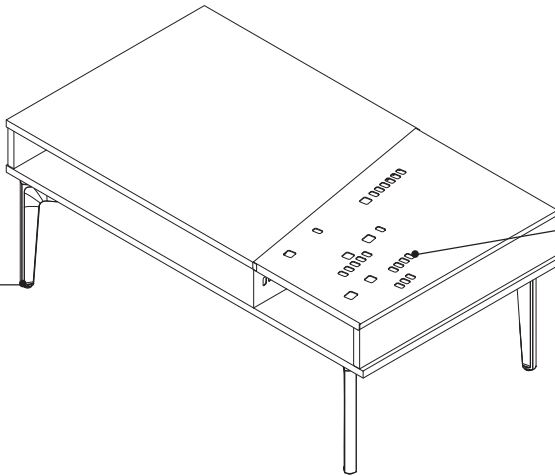


The 25"D and 30"D Box Top Tables have a metal accent panel inside the case. It is available with or without a design.

Edge finish has an edge band that is defaulted to match the laminate surface. Veneer tops have a wood edge and laminate tops have a 3 mm edge.

Leg height is 12 1/4".

Box Top Tables have pre-drilled pilot holes to accommodate power.



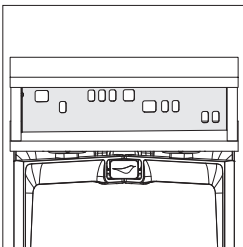
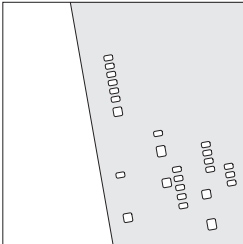
Box Top Coffee Table features a metal accent panel on the top and inside for visual interest (shown with optional design).

All Bassline tables have leveling glides with 1/2" adjustability range to install tables on uneven floors.

Actual Dimensions

Box Top Tables	
Depth	25" or 30"
Width	18"
Height	18" or 23"
Box Top Coffee Table	
Depth	25"
Width	54"
Height	18"

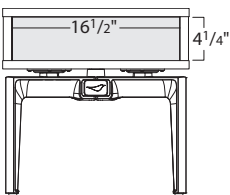
Product Details



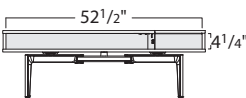
Box Top Tables have a standard metal accent panel that can be specified with or without a cut out design.

If the cut out design is specified, it will be applied to the metal accent panel.

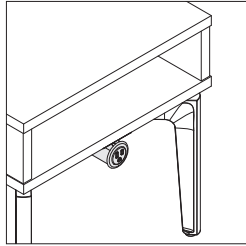
Paint for metal accent panel and base are specified separately allowing match or mix finishes.



18"H Box Top Table opening



Box Top Coffee Table opening



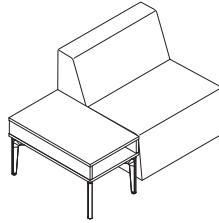
Round and module power available for Box Top Tables.

▶ See page 48

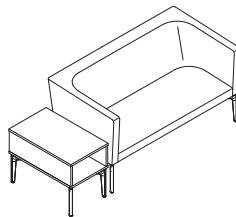
Box Top Tables and Bivi Rumble Seat legs share the same visual aesthetic.

▶ See *Benching Specification Guide* for Bivi Rumble Seat information.

Application Topics



30"D Box Top Tables align with Campfire Lounge.



25"D Box Top Tables align with the Freestanding Bivi Rumble Seat.

Surface Materials

Table tops

- Low-Pressure Laminate
- High-Pressure Laminate
- Open Line laminate
- Wood veneer

Base

- Paint

Metal accent panel

- Paint

Storage

Bassline Storage is free-standing storage pieces that can also be used to divide spaces.

► Specifying pages, 40–42

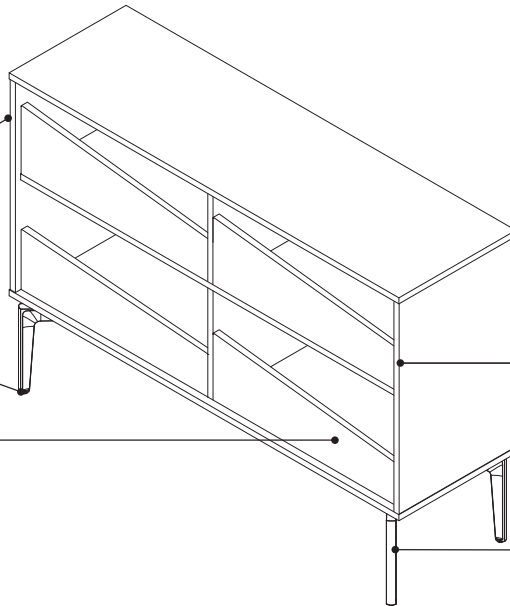
Storage cases are available in Low-Pressure Laminate, High-Pressure Laminate, and veneer with painted metal accent panels.

Storage is standard as one sided. A YinYang configuration is available to create openings on both sides for shared storage.

Case sides are 3/4" thick.

Leveling glides have a 1/2" adjustability range to install on uneven floors.

Accent panels are available in various configurations.



Edge finish has an edge band that is defaulted to match the laminate surface. Veneer cases have a wood edge and laminate tops have a 3 mm edge.

Leg height is 12 1/4".

Actual Dimensions

Standing Storage

Depth 18"

Width 60"

Height 42"

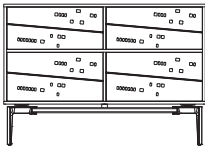
Credenza

Depth 18"

Width 60"

Height 28 1/2"

Product Details



Metal accent panels and sliding doors are available with or without a cut out design. Design shown on Standing Storage with full back.

If the cut out design is specified, it will be applied to the metal accent panel. If design cut out is desired on sliding doors, select doors with design.

Paint for metal accent panel and base are specified separately allowing match or mix finishes.

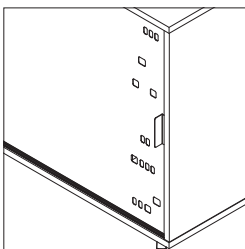
One Sided



Yin Yang

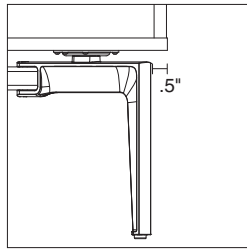


Both Credenza and Standing Storage can be one sided or YinYang to allow for access on both sides.

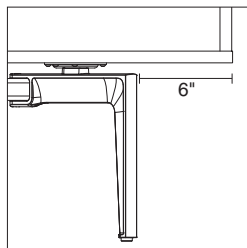


Sliding doors are an option on full back storage only.

Sliding doors are not available on full back units with the design cut out that are installed yin yang to prevent injury.



Flush



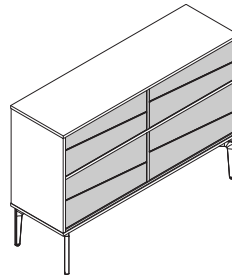
Inset

Credenza and Standing Storage legs can be specified in either flush or inset.

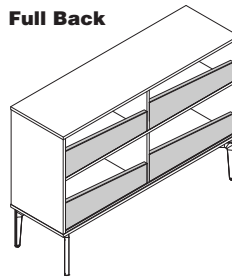
Inset legs are defaulted on the Credenza for a residential aesthetic.

Flush legs are defaulted on the Standing Storage for a clean aesthetic.

When storage units are being used together, option the legs the same for both units.

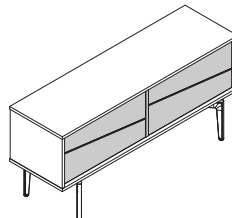


Full Back

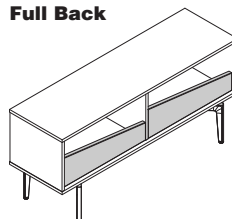


Half Back

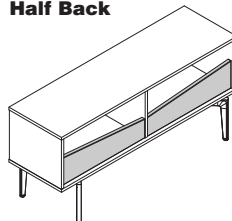
Accent panel configurations for the Standing Height Storage can be specified in two different configurations.



Full Back

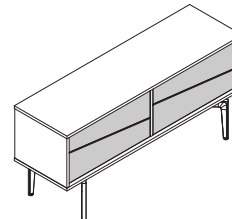


Half Back

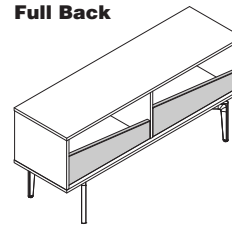


Meet Me In The Middle Accent panel configurations for the Credenza can be specified in three different configurations.

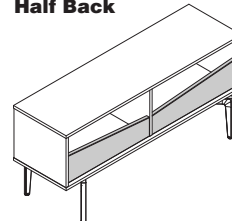
Weight capacity is 50 pounds per opening and 200 pounds on top.



Full Back



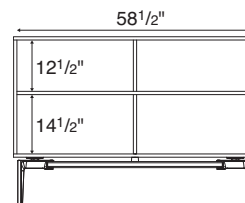
Half Back



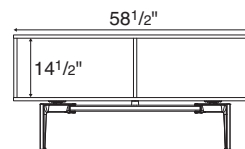
Meet Me In The Middle Accent panel configurations for the Credenza can be specified in three different configurations.

Weight capacity is 50 pounds per opening and 200 pounds on top.

Dimensions

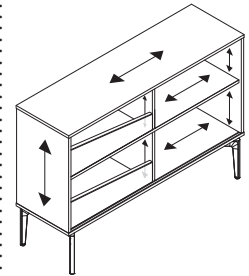


Standing Storage



Credenza

Grain Direction



Laminate and wood grain direction for Standing Storage and Credenza are shown above.

Surface Materials

Case

- Low-Pressure Laminate
- High-Pressure Laminate
- Open Line laminate
- Wood veneer

Base

- Paint

Sliding Doors

- Paint

Metal accent panel

- Paint

Tip: Wood veneer cases have matching flat veneer profile edges.

Tip: Paint for the accent panels and base are specified separately allowing match or mix finishes.

Bench Seating

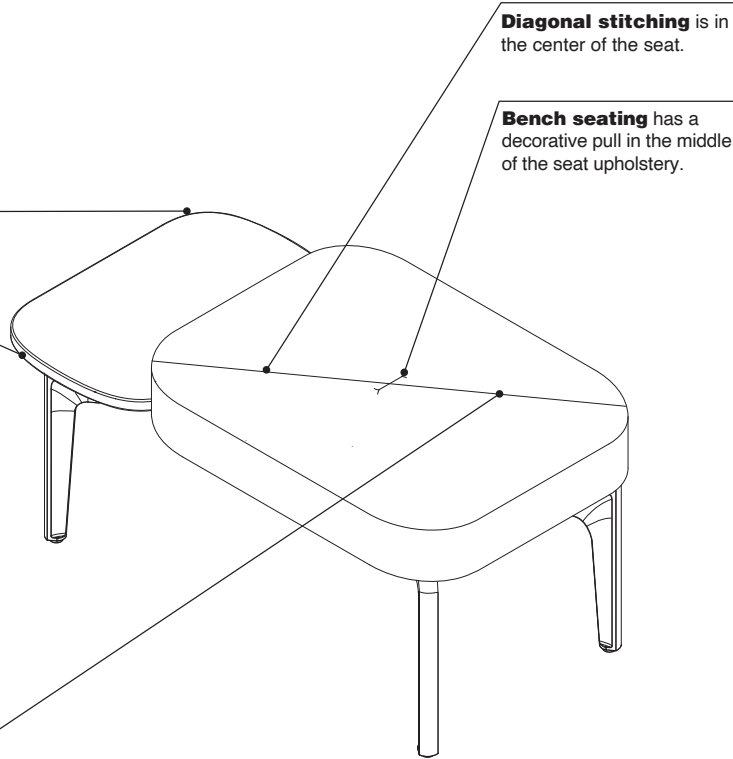
Built on the same base as Bassline tables, Benches act as seating, ottomans, or side tables. They are available in One Seat or Two Seat configurations.

Overall height is 17¹/₄" including the legs and seat.
 ▶ Specifying pages, 44–46

Side table corners are rounded.

Side table has a table top thickness of ³/₄" and is available as an option on the One Seat Bench.

Contrasting stitching is optional on solid seat(s).



Product Details



Solid Seat



Multicolor Seat

One Seat Bench and One Seat Bench with Table are available with a solid color seat or multicolor seat.

Tip: Multicolor seat must be in the same fabric family.



Solid Non-Contrasting Seat



Solid Contrasting Seat



One Solid Seat, One Multicolor Seat



Multicolor, Non-Contrasting Seats



Multicolor, Contrasting Seats

Two Seat Bench

available as solid non-contrasting, solid contrasting, multicolor non-contrasting, multicolor contrasting, and one solid and one contrasting.

Tip: Multicolor seats must be from the same color family.

Actual Dimensions

One Seat Bench

Depth 18"

Width 24"

Height 17¹/₄"

One Seat Bench with Side Table

Depth 18"

Width 36"

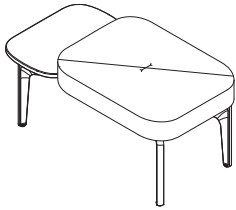
Height 17¹/₄"

Two Seat Bench

Depth 18"

Width 48"

Height 17¹/₄"



Side table is available as an option on One Seat Bench. Side table is assembled on the right.

When ordering multi-color upholstery on a One Seat Bench with a side table, keep in mind where your color choices will be in regards to the seat front/seat back.

Surface Materials

Seat
• Fabric

Contrasting Thread

- UB01 Charcoal
- UB02 Ash
- UB03 Powder Blue
- UB04 Evergreen
- UB05 Bright Red

Base

- Paint

Side table (optional)

- Low-Pressure Laminate
- High-Pressure Laminate
- Open Line laminate
- Wood

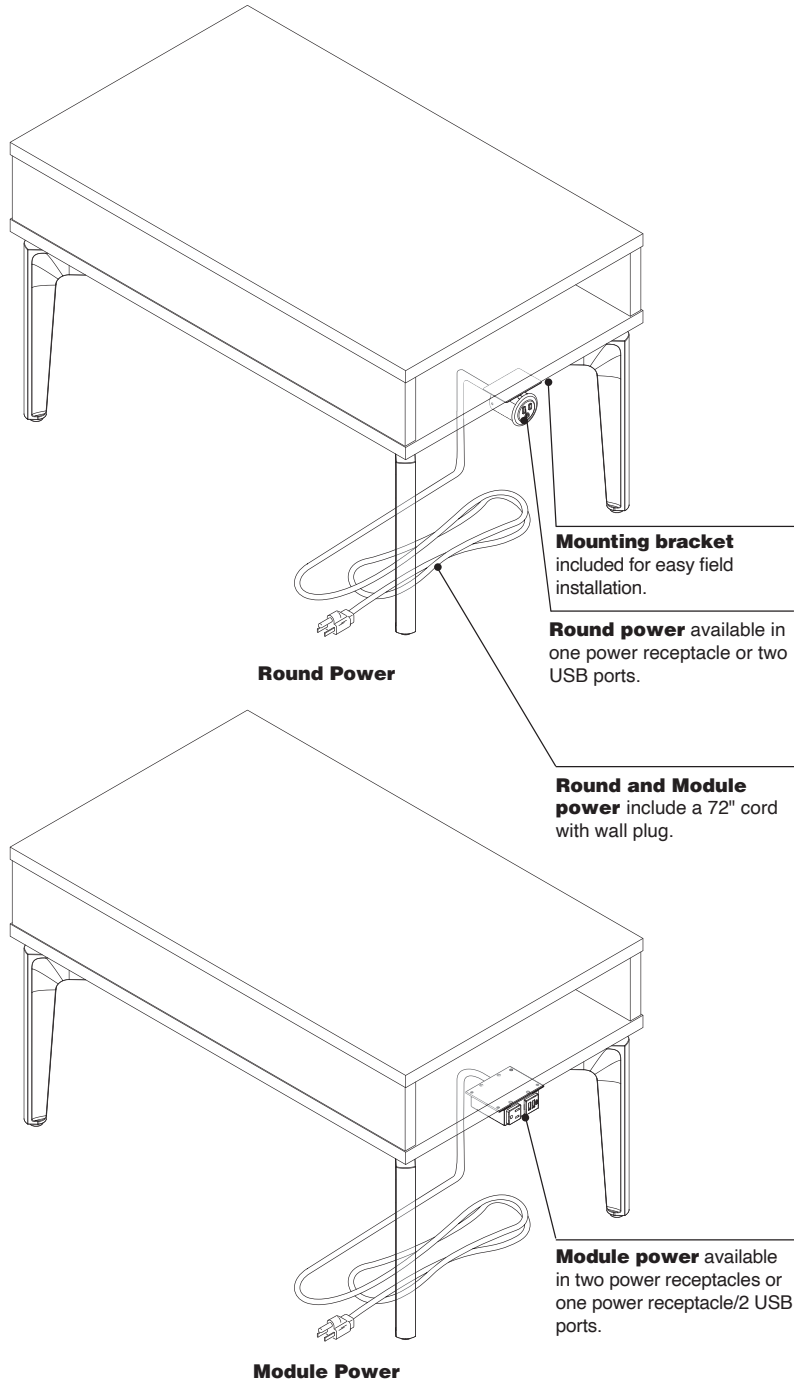
Power

Round and Module power facilitate function and accessibility by bringing the power to the user.

Round power available in plastic colors to coordinate or accent in a space.

Module power available in black plastic only.
▶ Specifying, page 48

Steelcase products are designed and tested for code and standard compliance when installed and used as an integrated product solution in accordance with Steelcase application guidelines and installation instructions. However, the building owner or designated agent is responsible for verifying that the installation is in compliance with local codes and regulations.



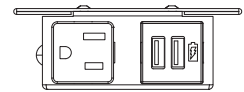
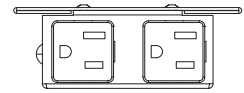
Product Details

Round or Module power have been tested and approved for use with the Box Top Table, **TSBLNTBX**.

Box Top Tables have pre-drilled pilot holes to accommodate power.



Round power is available with one power receptacle or 2 USB ports.



Module power is available with two power receptacles or one power receptacle/2 USB ports.

Round and Module power include a 72" cord with wall plug.

Wiring and Cabling

Round power features one simplex 15-amp spill proof receptacle.

Module power features two simplex 15-amp receptacles.

Round power has optional dual USB ports and offers 2-amps per port. Module power has optional dual USB ports in place of one receptacle.

All electrical components are cULus listed to the appropriate industry standards in accordance with the National and Canadian Electrical code.

Surface Materials

Round Power

- 5U23 Blue Jay
- 6249 Platinum Solid
- 6337 Element
- 6338 Chili
- 6527 Merle

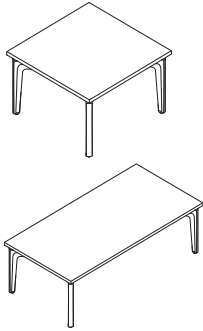
Module Power

- 6000 Black

Bracket

- 7360 Merle

Square and Rectangular Tables



Tip: Overall table height is 13" including the legs and table top.

Standard Includes	Required to Specify
<ul style="list-style-type: none"> ▶ Need help? Product details, page 9 • 3/4"-thick table top: Low-Pressure Laminate • 3 mm edge band: default color to match laminate • Base: paint price group 1 • Glides • Ships ready to assemble 	<ol style="list-style-type: none"> 1 Style number 2 Size (see below under Required Selections) 3 Corner type (see below under Required Selections) 4 Laminate color number for table top 5 Paint color number for base 6 Options, if selected (see below) <p>▶ See <i>Surface Materials</i>, page 50.</p>

Required Selections	U.S Price	Required to Specify
Size <ul style="list-style-type: none"> • 18⁷/₈"D x 18⁷/₈"W • 20"D x 36"W • 28³/₄"D x 28³/₄"W • 24"D x 54"W • 28³/₄"D x 60"W 	<ul style="list-style-type: none"> Prices at right Prices at right Prices at right Prices at right Prices at right 	<ul style="list-style-type: none"> Specify size. Specify size. Specify size. Specify size. Specify size.
Corner Type <ul style="list-style-type: none"> • Rounded corners • Square corners 	<ul style="list-style-type: none"> No cost No cost 	<ul style="list-style-type: none"> Specify with rounded corners. Specify with square corners.

Options	U.S Price	Required to Specify
Surface Materials <ul style="list-style-type: none"> • Table top • High-Pressure Laminate price group 1 <ul style="list-style-type: none"> – 18⁷/₈"D x 18⁷/₈"W – 20"D x 36"W – 28³/₄"D x 28³/₄"W – 24"D x 54"W – 28³/₄"D x 60"W • High-Pressure Laminate price group 2 • High-Pressure Laminate price group 3 • Open Line laminate • Composite veneer group 1 <ul style="list-style-type: none"> – 18⁷/₈"D x 18⁷/₈"W – 20"D x 36"W – 28³/₄"D x 28³/₄"W – 24"D x 54"W – 28³/₄"D x 60"W • Composite veneer group 2 <ul style="list-style-type: none"> – 18⁷/₈"D x 18⁷/₈"W – 20"D x 36"W – 28³/₄"D x 28³/₄"W – 24"D x 54"W – 28³/₄"D x 60"W 	<ul style="list-style-type: none"> +\$104 +\$110 +\$110 +\$115 +\$118 See information at left See information at left +\$111 plus cost of laminate +\$605 +\$629 +\$629 +\$667 +\$694 +\$656 +\$680 +\$680 +\$724 +\$752 	<ul style="list-style-type: none"> Specify High-Pressure Laminate color number. Specify High-Pressure Laminate color number. Specify High-Pressure Laminate color number. Specify High-Pressure Laminate color number. Specify High-Pressure Laminate color number. Specify High-Pressure Laminate color number. Specify High-Pressure Laminate color number. Specify High-Pressure Laminate color number. ▶ See <i>Surface Materials Reference Manual</i>. Specify composite veneer color number. Specify composite veneer color number. Specify composite veneer color number. Specify composite veneer color number. Specify composite veneer color number. Specify composite veneer color number. Specify composite veneer color number. Specify composite veneer color number. Specify composite veneer color number. Specify composite veneer color number.

For laminate group 2 and 3 pricing, please refer to the electronic catalog or SmartTools.

▶ Options, continued on next page

For Canadian Pricing
 Multiply U.S. Price by the Canadian price factor.
 ▶ See page 1 for details.

► Options, continued from previous page

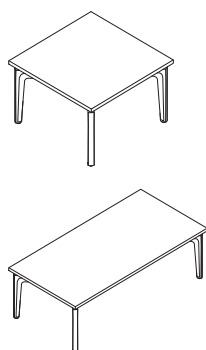
Tip: Wood veneer tables have matching flat veneer profile edges.

Surface Materials, continued	Options	U.S Price	Required to Specify	
	• Wood group 1			
	– 18 ⁷ / ₈ "D x 18 ⁷ / ₈ "W	+\$ 665	Specify wood color number.	
	– 20"D x 36"W	+\$ 692	Specify wood color number.	
	– 28 ³ / ₄ "D x 28 ³ / ₄ "W	+\$ 692	Specify wood color number.	
	– 24"D x 54"W	+\$ 733	Specify wood color number.	
	– 28 ³ / ₄ "D x 60"W	+\$ 764	Specify wood color number.	
	• Wood group 2			
	– 18 ⁷ / ₈ "D x 18 ⁷ / ₈ "W	+\$ 722	Specify wood color number.	
	– 20"D x 36"W	+\$ 749	Specify wood color number.	
	– 28 ³ / ₄ "D x 28 ³ / ₄ "W	+\$ 749	Specify wood color number.	
	– 24"D x 54"W	+\$ 797	Specify wood color number.	
	– 28 ³ / ₄ "D x 60"W	+\$ 827	Specify wood color number.	
	• Wood group 3			
	– 18 ⁷ / ₈ "D x 18 ⁷ / ₈ "W	+\$ 778	Specify wood color number.	
	– 20"D x 36"W	+\$ 810	Specify wood color number.	
	– 28 ³ / ₄ "D x 28 ³ / ₄ "W	+\$ 810	Specify wood color number.	
	– 24"D x 54"W	+\$ 856	Specify wood color number.	
	– 28 ³ / ₄ "D x 60"W	+\$ 894	Specify wood color number.	
	• Customiz stain	No cost	Specify with Customiz stain.	
			► See Surface Materials Reference Manual.	
		• Full-fill finish on wood group 1		
		– 18 ⁷ / ₈ "D x 18 ⁷ / ₈ "W	+\$ 888	Specify full-fill finish number.
		– 20"D x 36"W	+\$ 925	Specify full-fill finish number.
		– 28 ³ / ₄ "D x 28 ³ / ₄ "W	+\$ 925	Specify full-fill finish number.
	– 24"D x 54"W	+\$ 976	Specify full-fill finish number.	
	– 28 ³ / ₄ "D x 60"W	+\$1017	Specify full-fill finish number.	
	• Glass			
	– 18 ⁷ / ₈ "D x 18 ⁷ / ₈ "W	+\$1157	Specify glass color number.	
	– 20"D x 36"W	+\$2037	Specify glass color number.	
	– 28 ³ / ₄ "D x 28 ³ / ₄ "W	+\$2047	Specify glass color number.	
	– 24"D x 54"W	+\$2243	Specify glass color number.	
	– 28 ³ / ₄ "D x 60"W	+\$2470	Specify glass color number.	
	• Solid surface			
	– 18 ⁷ / ₈ "D x 18 ⁷ / ₈ "W	+\$1978	Specify solid surface color number.	
	– 20"D x 36"W	+\$2535	Specify solid surface color number.	
	– 28 ³ / ₄ "D x 28 ³ / ₄ "W	+\$2541	Specify solid surface color number.	
	– 24"D x 54"W	+\$2945	Specify solid surface color number.	
	– 28 ³ / ₄ "D x 60"W	+\$2989	Specify solid surface color number.	
	Base			
	• Paint price group 1	No cost	Specify paint color number.	
	• Paint price group 2	+\$ 56	Specify paint color number.	
	• Paint price group 3	+\$ 114	Specify paint color number.	

Tip: Glass and solid surface are only available with rounded corners.

Specification Information

Style Number	Dimensions D W	U.S. Base Price
TSBLNTRS	18 ⁷ / ₈ " 18 ⁷ / ₈ "	\$1002
	20" 36"	\$1041
	28 ³ / ₄ " 28 ³ / ₄ "	\$1041
	24" 54"	\$1102
	28 ³ / ₄ " 60"	\$1148



Round Tables



Standard Includes		Required to Specify
<ul style="list-style-type: none"> ▶ Need help? Product details, page 9 	<ul style="list-style-type: none"> • 3/4"-thick table top: Low-Pressure Laminate • 3 mm edge band: default color to match laminate • Base: paint price group 1 • Glides • Ships ready to assemble 	<ol style="list-style-type: none"> 1 Style number 2 Size (see below under Required Selections) 3 Laminate color number for table top 4 Paint color number for base 5 Options, if selected (see below) <p>▶ See <i>Surface Materials</i>, page 50.</p>

	Required Selections	U.S Price	Required to Specify
Size	<ul style="list-style-type: none"> • 25" diameter • 39" diameter 	Prices at right Prices at right	Specify size. Specify size.

	Options	U.S Price	Required to Specify
Surface Materials	Table top		
	• High-Pressure Laminate price group 1		
	– 25" diameter	+\$ 104	Specify High-Pressure Laminate color number.
	– 39" diameter	+\$ 114	Specify High-Pressure Laminate color number.
	• High-Pressure Laminate price group 2	See information at left	Specify High-Pressure Laminate color number.
	• High-Pressure Laminate price group 3	See information at left	Specify High-Pressure Laminate color number.
	• Open Line laminate	+\$ 111 plus cost of laminate	▶ See <i>Surface Materials Reference Manual</i> .
	• Composite veneer group 1		
	– 25" diameter	+\$ 605	Specify composite veneer color number.
	– 39" diameter	+\$ 656	Specify composite veneer color number.
	• Composite veneer group 2		
	– 25" diameter	+\$ 656	Specify composite veneer color number.
	– 39" diameter	+\$ 712	Specify composite veneer color number.
	• Wood group 1		
	– 25" diameter	+\$ 665	Specify wood color number.
	– 39" diameter	+\$ 722	Specify wood color number.
	• Wood group 2		
	– 25" diameter	+\$ 722	Specify wood color number.
	– 39" diameter	+\$ 784	Specify wood color number.
	• Wood group 3		
	– 25" diameter	+\$ 778	Specify wood color number.
	– 39" diameter	+\$ 844	Specify wood color number.
	• Customiz stain	No cost	Specify with <i>Customiz stain</i> .
▶ See <i>Surface Materials Reference Manual</i> .			
• Full-fill finish on wood group 1			
– 25" diameter	+\$ 888	Specify full-fill finish number.	
– 39" diameter	+\$ 962	Specify full-fill finish number.	
• Glass			
– 25" diameter	+\$1163	Specify glass color number.	
– 39" diameter	+\$1262	Specify glass color number.	
• Solid surface			
– 25" diameter	+\$1978	Specify solid surface color number.	
– 39" diameter	+\$2042	Specify solid surface color number.	
Base			
• Paint price group 1	No cost	Specify paint color number.	
• Paint price group 2	+\$ 56	Specify paint color number.	
• Paint price group 3	+\$ 114	Specify paint color number.	

For laminate group 2 and 3 pricing, please refer to the electronic catalog or SmartTools.

Tip: Wood veneer tables have matching flat veneer profile edges.

For Canadian Pricing
 Multiply U.S. Price by the Canadian price factor.
 ▶ See page 1 for details.

Specification Information

Style Number	Diameter	U.S. Base Price
TSBLNTRD	25"	\$1002
	39"	\$1086



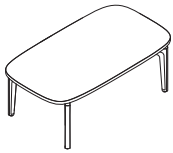

For Canadian Pricing
Multiply U.S. Price by the
Canadian price factor.
▶ See page 1 for details.

► Options, continued from previous page

Options	U.S Price	Required to Specify
Surface Materials, continued		
Base		
• Paint price group 1	No cost	Specify paint color number.
• Paint price group 2	+\$ 56	Specify paint color number.
• Paint price group 3	+\$114	Specify paint color number.

Specification Information

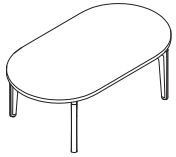
Style Number	Dimensions		U.S. Base Price
	D	W	
TSBLNTOV	20"	36"	\$1104
	24"	54"	\$1161
	28 ³ / ₄ "	60"	\$1208



Bassline

 **For Canadian Pricing**
 Multiply U.S. Price by the Canadian price factor.
 ► See page 1 for details.

Racetrack Tables



Standard Includes	Required to Specify
<ul style="list-style-type: none"> ▶ Need help? Product details, page 9 • 3/4"-thick table top: Low-Pressure Laminate • 3 mm edge band: default color to match laminate • Base: paint price group 1 • Glides • Ships ready to assemble 	<ol style="list-style-type: none"> 1 Style number 2 Size (see below under Required Selections) 3 Laminate color number for table top 4 Paint color number for base 5 Options, if selected (see below) <p>▶ See <i>Surface Materials</i>, page 50.</p>

Required Selections	U.S Price	Required to Specify
Size		
• 20"D x 36"W	Prices at right	Specify size.
• 24"D x 54"W	Prices at right	Specify size.
• 28¾"D x 60"W	Prices at right	Specify size.

Options	U.S Price	Required to Specify
Surface Materials		
Table top		
• High-Pressure Laminate price group 1		
– 20"D x 36"W	+\$ 114	Specify High-Pressure Laminate color number.
– 24"D x 54"W	+\$ 118	Specify High-Pressure Laminate color number.
– 28¾"D x 60"W	+\$ 122	Specify High-Pressure Laminate color number.
• High-Pressure Laminate price group 2	See information at left	Specify High-Pressure Laminate color number.
• High-Pressure Laminate price group 3	See information at left	Specify High-Pressure Laminate color number.
• Open Line laminate	+\$ 111 plus cost of laminate	▶ See <i>Surface Materials Reference Manual</i> .
• Composite veneer group 1		
– 20"D x 36"W	+\$ 666	Specify composite veneer color number.
– 24"D x 54"W	+\$ 701	Specify composite veneer color number.
– 28¾"D x 60"W	+\$ 730	Specify composite veneer color number.
• Composite veneer group 2		
– 20"D x 36"W	+\$ 721	Specify composite veneer color number.
– 24"D x 54"W	+\$ 759	Specify composite veneer color number.
– 28¾"D x 60"W	+\$ 788	Specify composite veneer color number.
• Wood group 1		
– 20"D x 36"W	+\$ 732	Specify wood color number.
– 24"D x 54"W	+\$ 770	Specify wood color number.
– 28¾"D x 60"W	+\$ 803	Specify wood color number.
• Wood group 2		
– 20"D x 36"W	+\$ 792	Specify wood color number.
– 24"D x 54"W	+\$ 835	Specify wood color number.
– 28¾"D x 60"W	+\$ 867	Specify wood color number.
• Wood group 3		
– 20"D x 36"W	+\$ 855	Specify wood color number.
– 24"D x 54"W	+\$ 900	Specify wood color number.
– 28¾"D x 60"W	+\$ 936	Specify wood color number.
• Customiz stain	No cost	Specify <i>with Customiz stain</i> .
▶ See <i>Surface Materials Reference Manual</i> .		
• Full-fill finish on wood group 1		
– 20"D x 36"W	+\$ 975	Specify full-fill finish number.
– 24"D x 54"W	+\$1025	Specify full-fill finish number.
– 28¾"D x 60"W	+\$1071	Specify full-fill finish number.
• Glass		
– 20"D x 36"W	+\$1588	Specify glass color number.
– 24"D x 54"W	+\$2457	Specify glass color number.
– 28¾"D x 60"W	+\$2586	Specify glass color number.
• Solid surface		
– 20"D x 36"W	+\$2212	Specify solid surface color number.
– 24"D x 54"W	+\$2889	Specify solid surface color number.
– 28¾"D x 60"W	+\$2982	Specify solid surface color number.

For laminate group 2 and 3 pricing, please refer to the electronic catalog or SmartTools.

Tip: Wood veneer tables have matching flat veneer profile edges.



For Canadian Pricing
Multiply U.S. Price by the Canadian price factor.
▶ See page 1 for details.

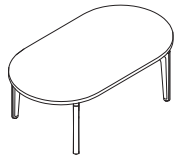
▶ **Options, continued on next page**

► Options, continued from previous page

Options	U.S Price	Required to Specify
Surface Materials, continued Base <ul style="list-style-type: none"> • Paint price group 1 • Paint price group 2 • Paint price group 3 	No cost +\$ 56 +\$114	Specify paint color number. Specify paint color number.

Specification Information

Style Number	Dimensions		U.S. Base Price
	D	W	
TSBLNTRT	20"	36"	\$1104
	24"	54"	\$1161
	28¾"	60"	\$1208



Bassline



For Canadian Pricing
 Multiply U.S. Price by the Canadian price factor.
 ► See page 1 for details.

Base-Only Tables

Standard Includes	Required to Specify
<ul style="list-style-type: none"> ▶ Need help? Product details, page 10 • 3/4" black Low-Pressure Laminate platform with 3 mm edgeband • Base: paint price group 1 • Glides • Hook and loop fasteners • Hardware pack 	<ol style="list-style-type: none"> 1 Style number 2 Size (see below under Required Selections) 3 Paint color number for base 4 Options, if selected (see below) <p>▶ See <i>Surface Materials</i>, page 50.</p>

Tip: Base-Only Tables are only four leg tables.

Tip: Base-Only Tables have one additional size (22"D x 44"W) for rectangular, oval, and racetrack shapes as compared to the standard tables.

Tip: The platform acts as a shadow underneath your custom top and is 4" less than the standard sizes.

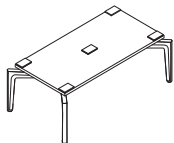
Required Selections	U.S Price	Required to Specify
Square/Rectangular Tables		
• 18 ⁷ / ₈ "D x 18 ⁷ / ₈ "W	Prices below	Specify size.
• 28 ³ / ₄ "D x 28 ³ / ₄ "W	Prices below	Specify size.
• 20"D x 36"W	Prices below	Specify size.
• 22"D x 44"W	Prices below	Specify size.
• 24"D x 54"W	Prices below	Specify size.
• 28 ³ / ₄ "D x 60"W	Prices below	Specify size.
Round Tables		
• 25" diameter	Prices below	Specify size.
• 39" diameter	Prices below	Specify size.
Oval Tables		
• 20"D x 36"W	Prices at right	Specify size.
• 22"D x 44"W	Prices at right	Specify size.
• 24"D x 54"W	Prices at right	Specify size.
• 28 ³ / ₄ "D x 60"W	Prices at right	Specify size.
Racetrack Tables		
• 20"D x 36"W	Prices at right	Specify size.
• 22"D x 44"W	Prices at right	Specify size.
• 24"D x 54"W	Prices at right	Specify size.
• 28 ³ / ₄ "D x 60"W	Prices at right	Specify size.

Options	U.S Price	Required to Specify
Surface Materials		
Base		
• Paint price group 1	No cost	Specify paint color number.
• Paint price group 2	+\$ 56	Specify paint color number.
• Paint price group 3	+\$114	Specify paint color number.

Specification Information		
Style Number	Dimensions D W	U.S. Base Price

Square/Rectangular Tables			
TSBLNBRSM	18 ⁷ / ₈ "	18 ⁷ / ₈ "	\$ 953
	28 ³ / ₄ "	28 ³ / ₄ "	\$ 989
	20"	36"	\$ 989
	22"	44"	\$1047
	24"	54"	\$1073
	28 ³ / ₄ "	60"	\$1093

▶ **Specification Information, continued on next page**

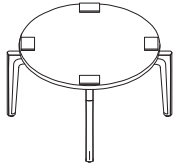


For Canadian Pricing
 Multiply U.S. Price by the Canadian price factor.
 ▶ See page 1 for details.

► Specification Information, continued from previous page

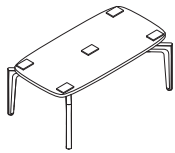
Specification Information

Style Number	Dimensions		U.S. Base Price
	D (Diameter for Round)	W	



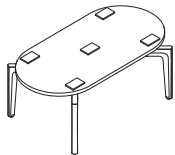
Round Tables

TSBLNBRDM	25"	N.A.	\$ 953
	39"	N.A.	\$1034



Oval Tables

TSBLNBOVM	20"	36"	\$1047
	22"	44"	\$1102
	24"	54"	\$1126
	28¾"	60"	\$1147



Racetrack Tables

TSBLNBRTM	20"	36"	\$1047
	22"	44"	\$1102
	24"	54"	\$1126
	28¾"	60"	\$1147



For Canadian Pricing

Multiply U.S. Price by the Canadian price factor.

► See page 1 for details.

Asymmetrical Tables



	Standard Includes	Required to Specify
▶ Need help? Product details, page 12	<ul style="list-style-type: none"> • 3/4"-thick table top: Low-Pressure Laminate • 3 mm edge band: default color to match laminate • Base: paint price group 1 • Glides • Ships ready to assemble 	<ol style="list-style-type: none"> 1 Style number 2 Laminate color number for table top 3 Paint color number for base 4 Options, if selected (see below) <p>▶ See <i>Surface Materials</i>, page 50.</p>

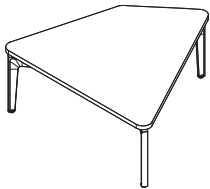
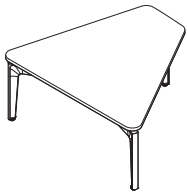
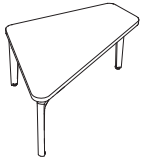
For laminate group 2 and 3 pricing, please refer to the electronic catalog or SmartTools.

Tip: Wood veneer tables have matching flat veneer profile edges.

	Options	U.S. Price	Required to Specify
Surface Materials	Table top		
	• High-Pressure Laminate price group 1		
	– Small	+\$ 106	Specify High-Pressure Laminate color number.
	– Medium	+\$ 110	Specify High-Pressure Laminate color number.
	– Large	+\$ 116	Specify High-Pressure Laminate color number.
	• High-Pressure Laminate price group 2	See information at left	Specify High-Pressure Laminate color number.
	• High-Pressure Laminate price group 3	See information at left	Specify High-Pressure Laminate color number.
	• Open Line laminate	+\$ 111 plus cost of laminate	▶ See <i>Surface Materials Reference Manual</i> .
	• Composite veneer group 1		Specify composite veneer color number.
	– Small	+\$ 617	Specify composite veneer color number.
	– Medium	+\$ 634	Specify composite veneer color number.
	– Large	+\$ 675	Specify composite veneer color number.
	• Composite veneer group 2		Specify composite veneer color number.
	– Small	+\$ 785	Specify composite veneer color number.
	– Medium	+\$ 800	Specify composite veneer color number.
	– Large	+\$ 832	Specify composite veneer color number.
	• Wood group 1		Specify wood color number.
	– Small	+\$ 679	Specify wood color number.
	– Medium	+\$ 697	Specify wood color number.
	– Large	+\$ 743	Specify wood color number.
	• Wood group 2		Specify wood color number.
	– Small	+\$ 863	Specify wood color number.
	– Medium	+\$ 880	Specify wood color number.
	– Large	+\$ 916	Specify wood color number.
	• Wood group 3		Specify wood color number.
	– Small	+\$ 939	Specify wood color number.
	– Medium	+\$ 951	Specify wood color number.
	– Large	+\$1000	Specify wood color number.
	• Customiz stain	No cost	Specify with <i>Customiz stain</i> . ▶ See <i>Surface Materials Reference Manual</i> .
	• Full-fill finish on wood group 1		Specify full-fill finish number.
	– Small	+\$ 994	Specify full-fill finish number.
	– Medium	+\$ 997	Specify full-fill finish number.
	– Large	+\$1071	Specify full-fill finish number.
	• Glass		Specify glass color number.
	– Small	+\$1233	Specify glass color number.
	– Medium	+\$1235	Specify glass color number.
	– Large	+\$1351	Specify glass color number.
	• Solid surface		Specify solid surface color number.
	– Small	+\$1260	Specify solid surface color number.
	– Medium	+\$1301	Specify solid surface color number.
	– Large	+\$1381	Specify solid surface color number.
	Base		
	• Paint price group 1	No cost	Specify paint color number.
	• Paint price group 2	+\$ 56	Specify paint color number.
	• Paint price group 3	+\$ 114	Specify paint color number.

 **For Canadian Pricing**
Multiply U.S. Price by the Canadian price factor.
▶ See page 1 for details.

Tip: Overall table height is 13" including the base and table top.



Specification Information

Style Number	U.S. Base Price
--------------	-----------------

Small Asymmetrical Table

TSBLNT3LEGS	\$1028
-------------	--------

Medium Asymmetrical Table

TSBLNT3LEGM	\$1061
-------------	--------

Large Asymmetrical Table

TSBLNT3LEGL	\$1128
-------------	--------



For Canadian Pricing

Multiply U.S. Price by the Canadian price factor.

▶ See page 1 for details.

Box Top Tables



Tip: Overall table width is 18".

For laminate group 2 and 3 pricing, please refer to the electronic catalog or SmartTools.

Tip: Wood veneer tables have matching flat veneer profile edges.

 **For Canadian Pricing**
Multiply U.S. Price by the Canadian price factor.
▶ See page 1 for details.

Standard Includes	Required to Specify
<ul style="list-style-type: none"> ▶ Need help? Product details, page 16 • 3/4"-thick table top: Low-Pressure Laminate • 3 mm edge band: default color to match laminate • Base: paint price group 1 • Metal accent panel: paint price group 1 • Glides • Ships ready to assemble 	<ol style="list-style-type: none"> 1 Style number 2 Size (see below under Required Selections) 3 Laminate color number for table top 4 Paint color number for base 5 Paint color number for metal accent panel 6 Options, if selected (see below) <p>▶ See <i>Surface Materials</i>, page 50.</p>

Size	Required Selections	U.S. Price	Required to Specify
	• 25"D x 18"H	Prices at right	Specify size.
	• 25"D x 23"H	Prices at right	Specify size.
	• 30"D x 18"H	Prices at right	Specify size.
	• 30"D x 23"H	Prices at right	Specify size.

Surface Materials	Options	U.S. Price	Required to Specify
	Table top		
	• High-Pressure Laminate price group 1		
	– 25"D x 18"H	+\$ 118	Specify High-Pressure Laminate color number.
	– 25"D x 23"H	+\$ 122	Specify High-Pressure Laminate color number.
	– 30"D x 18"H	+\$ 122	Specify High-Pressure Laminate color number.
	– 30"D x 23"H	+\$ 133	Specify High-Pressure Laminate color number.
	• High-Pressure Laminate price group 2	See information at left	Specify High-Pressure Laminate color number.
	• High-Pressure Laminate price group 3	See information at left	Specify High-Pressure Laminate color number.
	• Open Line laminate	+\$ 111 plus cost of laminate	▶ See <i>Surface Materials Reference Manual</i> .
	• Composite veneer group 1		
	– 25"D x 18"H	+\$ 817	Specify composite veneer color number.
	– 25"D x 23"H	+\$ 874	Specify composite veneer color number.
	– 30"D x 18"H	+\$ 874	Specify composite veneer color number.
	– 30"D x 23"H	+\$ 907	Specify composite veneer color number.
	• Composite veneer group 2		
	– 25"D x 18"H	+\$1002	Specify composite veneer color number.
	– 25"D x 23"H	+\$1077	Specify composite veneer color number.
	– 30"D x 18"H	+\$1077	Specify composite veneer color number.
	– 30"D x 23"H	+\$1115	Specify composite veneer color number.
	• Wood group 1		
	– 25"D x 18"H	+\$ 898	Specify wood color number.
	– 25"D x 23"H	+\$ 961	Specify wood color number.
	– 30"D x 18"H	+\$ 961	Specify wood color number.
	– 30"D x 23"H	+\$ 998	Specify wood color number.
	• Wood group 2		
	– 25"D x 18"H	+\$1102	Specify wood color number.
	– 25"D x 23"H	+\$1185	Specify wood color number.
	– 30"D x 18"H	+\$1185	Specify wood color number.
	– 30"D x 23"H	+\$1227	Specify wood color number.
	• Wood group 3		
	– 25"D x 18"H	+\$1204	Specify wood color number.
	– 25"D x 23"H	+\$1288	Specify wood color number.
	– 30"D x 18"H	+\$1288	Specify wood color number.
	– 30"D x 23"H	+\$1341	Specify wood color number.
	• Customiz stain	No cost	Specify <i>with Customiz stain</i> .
	• Full-fill finish on wood group 1		
	– 25"D x 18"H	+\$1102	Specify full-fill finish number.
	– 25"D x 23"H	+\$1185	Specify full-fill finish number.
	– 30"D x 18"H	+\$1185	Specify full-fill finish number.
	– 30"D x 23"H	+\$1227	Specify full-fill finish number.

▶ Options, continued on next page

► Options, continued from previous page

Options	U.S. Price	Required to Specify
Surface Materials, continued		
Base		
• Paint price group 1	No cost	Specify paint color number.
• Paint price group 2	+\$ 56	Specify paint color number.
• Paint price group 3	+\$114	Specify paint color number.
Metal accent panel		
• Paint price group 1	No cost	Specify paint color number.
• Paint price group 2	+\$ 56	Specify paint color number.
• Paint price group 3	+\$114	Specify paint color number.
Metal Accent Panel Design		
• No design	No cost	Specify <i>with no design</i> .
• With design	+\$ 37	Specify <i>with design</i> .
Related Products	• Power	► Page 48

Tip: The optional design is applied to the metal accent panel when specified.

Specification Information

Style Number	Dimensions		U.S. Base Price
	D	H	
TSBLNTBX	25"	18"	\$1163
	25"	23"	\$1212
	30"	18"	\$1212
	30"	23"	\$1285



18"H Box Top Table



23"H Box Top Table

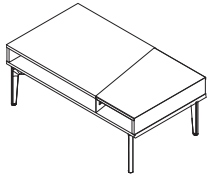


For Canadian Pricing

Multiply U.S. Price by the Canadian price factor.

► See page 1 for details.

Box Top Coffee Table



Standard Includes		Required to Specify
<ul style="list-style-type: none"> ▶ Need help? Product details, page 16 	<ul style="list-style-type: none"> • 3/4"-thick table top: Low-Pressure Laminate • 3 mm edge band: default color to match laminate • Base: paint price group 1 • Metal accent panel: paint price group 1 • Glides • Ships ready to assemble 	<ol style="list-style-type: none"> 1 Style number 2 Laminate color number for table top 3 Paint color number for base 4 Paint color number for metal accent panel 5 Options, if selected (see below) <ul style="list-style-type: none"> ▶ See <i>Surface Materials</i>, page 50.

For laminate group 2 and 3 pricing, please refer to the electronic catalog or SmartTools.

Tip: Wood veneer tables have matching flat veneer profile edges.

Options	U.S. Price	Required to Specify
Surface Materials		
Table top		
• High-Pressure Laminate price group 1	+\$ 146	Specify High-Pressure Laminate color number.
• High-Pressure Laminate price group 2	See information at left	Specify High-Pressure Laminate color number.
• High-Pressure Laminate price group 3	See information at left	Specify High-Pressure Laminate color number.
• Open Line laminate	+\$ 111 plus cost of laminate	▶ See <i>Surface Materials Reference Manual</i> .
• Composite veneer group 1	+\$1558	Specify composite veneer color number.
• Composite veneer group 2	+\$1917	Specify composite veneer color number.
• Wood group 1	+\$1714	Specify wood color number.
• Wood group 2	+\$2109	Specify wood color number.
• Wood group 3	+\$2300	Specify wood color number.
• Customiz stain	No cost	Specify <i>with Customiz stain</i> .
• Full-fill finish on wood group 1	+\$2109	▶ See <i>Surface Materials Reference Manual</i> . Specify full-fill finish number.
Base		
• Paint price group 1	No cost	Specify paint color number.
• Paint price group 2	+\$ 56	Specify paint color number.
• Paint price group 3	+\$ 114	Specify paint color number.
Metal accent panel		
• Paint price group 1	No cost	Specify paint color number.
• Paint price group 2	+\$ 56	Specify paint color number.
• Paint price group 3	+\$ 114	Specify paint color number.
Metal Accent Panel Design		
• No design	No cost	Specify <i>with no design</i> .
• With design	+\$ 37	Specify <i>with design</i> .


Tip: The optional design is applied to the metal accent panel when specified.

Tip: Overall table height is 18" including the base and table top.

Specification Information				
Dimensions			Style	U.S.
D	W	H	Number	Base Price
25"	54"	18"	TSBLNTBXC	\$1419

For Canadian Pricing
 Multiply U.S. Price by the Canadian price factor.
 ▶ See page 1 for details.

Standing Storage



Tip: Full back Standing Storage shown.

Tip: Leg type will default to flush for Standing Storage.

For laminate group 2 and 3 pricing, please refer to the electronic catalog or SmartTools.

Tip: Wood veneer cases have matching flat veneer profile edges.

Tip: The optional design is applied to the metal accent panel when specified.

Tip: Sliding doors are only available on the full back storage.

Tip: If full back storage with YinYang panel position and accent panel with design are both selected, doors are not available.

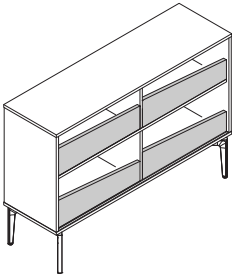
Standard Includes	Required to Specify
<ul style="list-style-type: none"> ▶ Need help? Product details, page 18 • Case: Low-Pressure Laminate (LPL) • 3 mm edge band: default color to match laminate • Base: paint price group 1 • Metal accent panels: paint price group 1 • Glides • Ships ready to assemble 	<ol style="list-style-type: none"> 1 Style number 2 Panel position for metal accent panels (see below under Required Selections) 3 Leg type for base (see below under Required Selections) 4 Low-Pressure Laminate color number for case 5 Paint color number for base 6 Paint color number for metal accent panel 7 Options, if selected <p>▶ See <i>Surface Materials</i>, page 50.</p>

Required Selections	U.S. Price	Required to Specify
Panel Position <ul style="list-style-type: none"> • One sided • Yin yang 	No cost No cost	Specify <i>with one sided panel position</i> . Specify <i>with yin yang panel position</i> .
Leg Type <ul style="list-style-type: none"> • Inset • Flush 	No cost No cost	Specify <i>with inset leg type</i> . Specify <i>with flush leg type</i> .

Options	U.S. Price	Required to Specify
Surface Materials <p>Case</p> <ul style="list-style-type: none"> • High-Pressure Laminate price group 1 • High-Pressure Laminate price group 2 • High-Pressure Laminate price group 3 • Open Line laminate • Composite veneer group 1 • Composite veneer group 2 • Wood group 1 • Wood group 2 • Wood group 3 • Customiz stain • Full-fill finish on wood group 1 <p>Base</p> <ul style="list-style-type: none"> • Paint price group 1 • Paint price group 2 • Paint price group 3 <p>Metal accent panel</p> <ul style="list-style-type: none"> • Paint price group 1 • Paint price group 2 • Paint price group 3 	+\$ 332 See information at left See information at left +\$ 111 plus cost of laminate +\$1940 +\$2386 +\$2134 +\$2625 +\$2858 No cost +\$2625 No cost +\$ 56 +\$ 114 No cost +\$ 56 +\$ 114	Specify High-Pressure Laminate color number. Specify High-Pressure Laminate color number. Specify High-Pressure Laminate color number. ▶ See <i>Surface Materials Reference Manual</i> . Specify composite veneer color number. Specify composite veneer color number. Specify wood color number. Specify wood color number. Specify wood color number. Specify <i>with Customiz stain</i> . ▶ See <i>Surface Materials Reference Manual</i> . Specify full-fill finish number. Specify paint color number. Specify paint color number. Specify paint color number. Specify paint color number. Specify paint color number. Specify paint color number.
Metal Accent Panel Design <ul style="list-style-type: none"> • No design • With design 	No cost +\$ 37	Specify <i>with no design</i> . Specify <i>with design</i> .
Sliding Doors <ul style="list-style-type: none"> • No doors • Doors without design • Doors with design <p>Paint on sliding doors, if selected</p> <ul style="list-style-type: none"> • Paint price group 1 • Paint price group 2 • Paint price group 3 	No cost +\$ 889 +\$ 926 No cost +\$ 56 +\$ 114	Specify <i>with no doors</i> . Specify <i>with doors without design</i> . Specify <i>with doors and design</i> . Specify paint color number. Specify paint color number. Specify paint color number.


Specification Information

Dimensions			Style Number	U.S. Base Price
D	W	H		



Half Back

18"	60"	42"	TSBLNSTS2	\$3030
-----	-----	-----	------------------	--------



Full Back

18"	60"	42"	TSBLNSTS1	\$3178
-----	-----	-----	------------------	--------

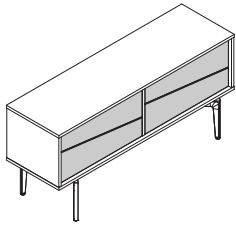


For Canadian Pricing

Multiply U.S. Price by the Canadian price factor.

▶ See page 1 for details.

Credenza



Tip: Full back Credenza shown.

Standard Includes	Required to Specify
<ul style="list-style-type: none"> ▶ Need help? Product details, page 18 • Case: Low-Pressure Laminate (LPL) • 3 mm edge band: default color to match laminate • Base: paint price group 1 • Metal accent panels: paint price group 1 • Glides • Ships ready to assemble 	<ol style="list-style-type: none"> 1 Style number 2 Panel position for metal accent panels (see below under Required Selections) 3 Leg type for base (see below under Required Selections) 4 Low-Pressure Laminate color number for case 5 Paint color number for base 6 Paint color number for metal accent panel 7 Options, if selected <p>▶ See <i>Surface Materials</i>, page 50.</p>

Tip: Leg type will default to inset for Credenza.

Required Selections	U.S. Price	Required to Specify
Panel Position <ul style="list-style-type: none"> • One sided • Yin yang 	No cost No cost	Specify <i>with one sided panel position</i> . Specify <i>with Yin yang panel position</i> .
Leg Type <ul style="list-style-type: none"> • Inset • Flush 	No cost No cost	Specify <i>with inset leg type</i> . Specify <i>with flush leg type</i> .

For laminate group 2 and 3 pricing, please refer to the electronic catalog or SmartTools.

Tip: Wood veneer cases have matching flat veneer profile edges.

Options	U.S. Price	Required to Specify
Surface Materials <p>Case</p> <ul style="list-style-type: none"> • High-Pressure Laminate price group 1 • High-Pressure Laminate price group 2 • High-Pressure Laminate price group 3 • Open Line laminate • Composite veneer group 1 • Composite veneer group 2 • Wood group 1 • Wood group 2 • Wood group 3 • Customiz stain • Full-fill finish on wood group 1 <p>Base</p> <ul style="list-style-type: none"> • Paint price group 1 • Paint price group 2 • Paint price group 3 <p>Metal accent panel</p> <ul style="list-style-type: none"> • Paint price group 1 • Paint price group 2 • Paint price group 3 	+\$ 225 See information at left See information at left +\$ 111 plus cost of laminate +\$1308 +\$1610 +\$1439 +\$1771 +\$1930 No cost +\$1771 No cost +\$ 56 +\$ 114 No cost +\$ 56 +\$ 114	Specify High-Pressure Laminate color number. Specify High-Pressure Laminate color number. Specify High-Pressure Laminate color number. ▶ See <i>Surface Materials Reference Manual</i> . Specify composite veneer color number. Specify composite veneer color number. Specify wood color number. Specify wood color number. Specify wood color number. Specify <i>with Customiz stain</i> . ▶ See <i>Surface Materials Reference Manual</i> . Specify full-fill finish number. Specify paint color number. Specify paint color number. Specify paint color number. Specify paint color number. Specify paint color number. Specify paint color number.
Metal Accent Panel Design <ul style="list-style-type: none"> • No design • With design 	No cost +\$ 37	Specify <i>with no design</i> . Specify <i>with design</i> .
Sliding Doors <ul style="list-style-type: none"> • No doors • Doors without design • Doors with design <p>Paint on sliding doors, if selected</p> <ul style="list-style-type: none"> • Paint price group 1 • Paint price group 2 • Paint price group 3 	No cost +\$ 445 +\$ 482 No cost +\$ 56 +\$ 114	Specify <i>with no doors</i> . Specify <i>with doors without design</i> . Specify <i>with doors and design</i> . Specify paint color number. Specify paint color number. Specify paint color number.

Tip: The optional design is applied to the metal accent panel when specified.

Tip: Sliding doors are only available on the full back storage.

Tip: If full back storage with YinYang panel position and accent panel with design are both selected, doors are not available.

Specification Information

Dimensions			Style Number	U.S. Base Price
D	W	H		

Half Back

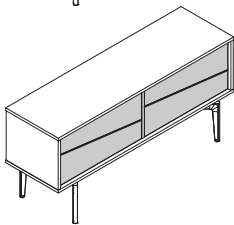
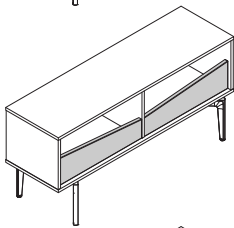
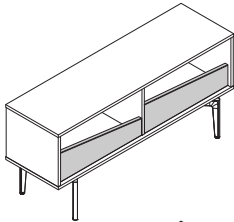
18"	60"	28½"	TSBLNSTC2	\$2072
-----	-----	------	------------------	--------

Meet Me In The Middle

18"	60"	28½"	TSBLNSTC3	\$2072
-----	-----	------	------------------	--------

Full Back

18"	60"	28½"	TSBLNSTC1	\$2143
-----	-----	------	------------------	--------



Tip: Leg type will default to inset for Credenza.




For Canadian Pricing
 Multiply U.S. Price by the Canadian price factor.
 ▶ See page 1 for details.

One Seat Bench



Tip: All benches have a diagonal seam, regardless if they are solid or multicolor.



Tip: Multicolor seats have contrasting color within the same fabric family. (For example, 5H16 specified on front and 5H19 specified on back; both are Billiard Multi-Use by DesignTex.)

Standard Includes	Required to Specify
<ul style="list-style-type: none"> ▶ Need help? Product details, page 20 • Upholstered seat: fabric price group 1 • Base: paint price group 1 • Side table, if selected: Low-Pressure Laminate 	<ol style="list-style-type: none"> 1 Style number 2 Color scheme (see below under Required Selections) 3 Fabric color number for seat 4 Paint color number for base 5 Low-Pressure Laminate color number for side table, if selected 6 Options, if selected (see below) <p>▶ See <i>Surface Materials</i>, page 50.</p>

Required Selections	U.S. Price	Required to Specify
Color Scheme <ul style="list-style-type: none"> • Solid seat • Multicolor seat 	No cost +\$ 76	Specify solid seat color scheme. Specify multicolor seat color scheme.

Options	U.S. Price	Required to Specify
Surface Materials <p>Solid seat</p> <ul style="list-style-type: none"> • Fabric price group 1 • Fabric price group 2 • Fabric price group 3 • Fabric price group 4 • Fabric price group 5 • Fabric price group 6 • Fabric price group 7 • Fabric price group 8 • Fabric price group 9 • Fabric price group 10 • Steelcase leather • Elmosoft leather • Customer's Own Material (COM) • Customer's Own Leather <p>Multicolor seat</p> <ul style="list-style-type: none"> • Fabric price group 1 • Fabric price group 2 • Fabric price group 3 • Fabric price group 4 • Fabric price group 5 • Fabric price group 6 • Fabric price group 7 • Fabric price group 8 • Fabric price group 9 • Fabric price group 10 • Steelcase leather • Elmosoft leather • Customer's Own Material (COM) • Customer's Own Leather <p>Base</p> <ul style="list-style-type: none"> • Paint price group 1 • Paint price group 2 • Paint price group 3 	No cost +\$ 18 +\$ 40 +\$ 55 +\$ 74 +\$106 +\$145 +\$185 +\$223 +\$260 +\$290 +\$305 +\$ 59 +\$ 59 No cost +\$ 36 +\$ 80 +\$110 +\$148 +\$211 +\$289 +\$369 +\$445 +\$519 +\$580 +\$610 +\$ 59 +\$ 59 No cost +\$ 56 +\$114	Specify fabric color number. Specify fabric color number. Specify fabric color number. Specify fabric color number. Specify fabric color number. Specify fabric color number. Specify fabric color number. Specify fabric color number. Specify fabric color number. Specify fabric color number. Specify leather color number. Specify Elmosoft leather color number. ▶ See <i>Understanding Customer's Own Material (COM)</i> , page 56. Specify leather color number. ▶ See <i>Surface Materials Reference Manual</i> . Specify fabric color number. Specify fabric color number. Specify fabric color number. Specify fabric color number. Specify fabric color number. Specify fabric color number. Specify fabric color number. Specify fabric color number. Specify fabric color number. Specify fabric color number. Specify leather color number. Specify Elmosoft leather color number. ▶ See <i>Understanding Customer's Own Material (COM)</i> , page 56. Specify leather color number. ▶ See <i>Surface Materials Reference Manual</i> . Specify paint color number. Specify paint color number. Specify paint color number.

▶ Options, continued on next page

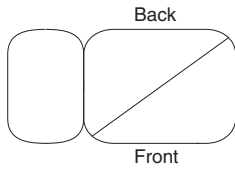


For Canadian Pricing
 Multiply U.S. Price by the Canadian price factor.
 ▶ See page 1 for details.

► Options, continued from previous page

Options	U.S. Price	Required to Specify
Surface Materials, continued		
Laminate side table		
• Low-Pressure Laminate	No cost	Specify Low-Pressure Laminate color number.
• High-Pressure Laminate price group 1	+\$120	Specify High-Pressure Laminate color number.
• High-Pressure Laminate price group 2	See information at left	Specify High-Pressure Laminate color number.
• High-Pressure Laminate price group 3	See information at left	Specify High-Pressure Laminate color number.
• Open Line laminate	+\$111 plus cost of laminate	► See <i>Surface Materials Reference Manual</i> .
Composite veneer side table		
• Composite veneer group 1	+\$711	Specify composite veneer color number.
• Composite veneer group 2	+\$770	Specify composite veneer color number.
Wood veneer side table		
• Wood group 1	+\$782	Specify wood color number.
• Wood group 2	+\$847	Specify wood color number.
• Wood group 3	+\$903	Specify wood color number.
• Customiz stain	No cost	Specify with <i>Customiz stain</i> .
• Full-fill finish on wood group 1	+\$994	► See <i>Surface Materials Reference Manual</i> Specify full-finish color number.
Thread Color Scheme		
• Non-contrasting	No cost	Specify with <i>non-contrasting</i> .
• Contrasting	+\$ 38	Specify with <i>contrasting</i> and select thread color number.
Side Table		
• No table	No cost	Specify <i>without table</i> .
• With table	+\$188	Specify <i>with table</i> .

For laminate group 2 and 3 pricing, please refer to the electronic catalog or SmartTools.



Tip: Side table is always installed on the right side of the bench.

Tip: Thread color defaults to align with the lightest color on the seat unless contrasting thread is selected.

Tip: Contrasting thread option is only available on solid seats.

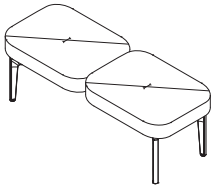
Specification Information				
Style Number	Dimension D W H			U.S. Base Price

Solid Seat				
TSBLNS1	18"	24"	17¼"	\$1079




For Canadian Pricing
Multiply U.S. Price by the Canadian price factor.
► See page 1 for details.

Two Seat Bench



Tip: All benches have a diagonal seam, regardless if they are solid or multi-color.



Tip: Contrasting solid seats can have contrasting color from two different fabric families. (For example, 5H16 specified on left from Billiard Multi-Use by Designtex and 5F16 specified on right from Buzz2.)

Tip: Multicolor seats have contrasting color within the same fabric family. (For example, 5H16 specified on front and 5H19 specified on back; both are Billiard Multi-Use by Designtex.)

Tip: Customer's Own Material (COM) and Customer's Own Leather (COL) will only be charged once per style and not per seat. If seats are contrasting, you will get charged for either (COM) or (COL), but not both.



For Canadian Pricing
Multiply U.S. Price by the Canadian price factor.
▶ See page 1 for details.

Standard Includes	Required to Specify
-------------------	---------------------

- | | |
|--|--|
| ▶ Need help? Product details, page 20 | ▶ See <i>Surface Materials</i> , page 50. |
| <ul style="list-style-type: none"> • Two upholstered seats: fabric price group 1 • Base: paint price group 1 | <ol style="list-style-type: none"> 1 Style number 2 Color scheme (see below under Required Selections) 3 Fabric color number for seats 4 Paint color number for base 5 Options, if selected (see below) |

Required Selections	U.S. Price	Required to Specify
---------------------	------------	---------------------

- | | | | |
|---------------------|---------------------------------------|---------|---|
| Color Scheme | • Solid, non-contrasting seats | No cost | Specify solid non-contrasting seat color scheme. |
| | • Solid, contrasting seats | +\$ 38 | Specify solid contrasting seat color scheme. |
| | • One solid seat, one multicolor seat | +\$ 76 | Specify one solid, one multicolor seat color scheme. |
| | • Multicolor, non-contrasting seats | +\$152 | Specify multicolor non-contrasting seat color scheme. |
| | • Multicolor, contrasting seats | +\$152 | Specify multicolor contrasting seat color scheme. |

Options	U.S. Price	Required to Specify
---------	------------	---------------------

- | | | | |
|--------------------------|---------------------------------|---|---|
| Surface Materials | Solid seat | | |
| | • Fabric price group 1 | No cost | Specify fabric color number. |
| | • Fabric price group 2 | +\$ 18 per seat | Specify fabric color number. |
| | • Fabric price group 3 | +\$ 40 per seat | Specify fabric color number. |
| | • Fabric price group 4 | +\$ 55 per seat | Specify fabric color number. |
| | • Fabric price group 5 | +\$ 74 per seat | Specify fabric color number. |
| | • Fabric price group 6 | +\$106 per seat | Specify fabric color number. |
| | • Fabric price group 7 | +\$145 per seat | Specify fabric color number. |
| | • Fabric price group 8 | +\$185 per seat | Specify fabric color number. |
| | • Fabric price group 9 | +\$223 per seat | Specify fabric color number. |
| | • Fabric price group 10 | +\$260 per seat | Specify fabric color number. |
| | • Steelcase leather | +\$290 per seat | Specify leather color number. |
| | • Elmosoft leather | +\$305 per seat | Specify Elmosoft leather color number. |
| | • Customer's Own Material (COM) | +\$ 59 | ▶ See <i>Understanding Customer's Own Material (COM)</i> , page 56. |
| | • Customer's Own Leather | +\$ 59 | Specify leather color number. |
| | | ▶ See <i>Surface Materials Reference Manual</i> . | |
| | Multicolor seat | | |
| | • Fabric price group 1 | No cost | Specify fabric color number. |
| | • Fabric price group 2 | +\$ 36 per seat | Specify fabric color number. |
| | • Fabric price group 3 | +\$ 80 per seat | Specify fabric color number. |
| | • Fabric price group 4 | +\$110 per seat | Specify fabric color number. |
| | • Fabric price group 5 | +\$148 per seat | Specify fabric color number. |
| | • Fabric price group 6 | +\$211 per seat | Specify fabric color number. |
| | • Fabric price group 7 | +\$289 per seat | Specify fabric color number. |
| | • Fabric price group 8 | +\$369 per seat | Specify fabric color number. |
| | • Fabric price group 9 | +\$445 per seat | Specify fabric color number. |
| | • Fabric price group 10 | +\$519 per seat | Specify fabric color number. |
| | • Steelcase leather | +\$580 per seat | Specify leather color number. |
| | • Elmosoft leather | +\$610 per seat | Specify Elmosoft leather color number. |
| | • Customer's Own Material (COM) | +\$ 59 | ▶ See <i>Understanding Customer's Own Material (COM)</i> , page 56. |
| | • Customer's Own Leather | +\$ 59 | Specify leather color number. |
| | | | ▶ See <i>Surface Materials Reference Manual</i> . |
| | Base | | |
| | • Paint price group 1 | No cost | Specify paint color number. |
| | • Paint price group 2 | +\$ 56 | Specify paint color number. |
| | • Paint price group 3 | +\$114 | Specify paint color number. |

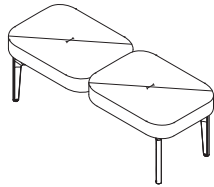
▶ Options, continued on next page

► Options, continued from previous page

	Options	U.S. Price	Required to Specify
Thread Color Scheme	<ul style="list-style-type: none"> • Non-contrasting • Contrasting 	No cost +\$38 per seat	Specify with <i>non-contrasting</i> . Specify with <i>contrasting</i> and select thread color number.

Tip: Contrasting thread option is only available on solid non-contrasting.

Tip: Thread color defaults to align with the lightest color on the seat unless contrasting thread is selected.



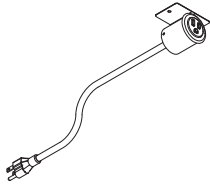
Specification Information				
Style Number	Dimension			U.S. Base Price
	D	W	H	
TSBLNS2	18"	48"	17¼"	\$1837



For Canadian Pricing
 Multiply U.S. Price by the Canadian price factor.
 ► See page 1 for details.

Power

Round



Tip: Box Top Tables have pre-drilled pilot holes in the front and back undersides of the table to accommodate power.

Standard Includes	Required to Specify
-------------------	---------------------

- | | | |
|---|---|--|
| <ul style="list-style-type: none"> ▶ Need help? Product details, page 22 | <ul style="list-style-type: none"> • One simplex spill proof receptacle: plastic • Bracket: 7360 Merle • 72" long 15-amp power cord with wall plug • Cable management twist tie • Shipped ready to install | <ul style="list-style-type: none"> 1 Style number 2 Plastic color number for power 3 Options, if selected (see below) ▶ See <i>Surface Materials</i>, page 50. |
|---|---|--|

Options	U.S. Price	Required to Specify
---------	------------	---------------------

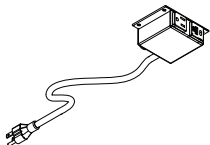
- | | | |
|---|-------------------|--|
| Power/USB Schematic <ul style="list-style-type: none"> • 1 Power • 2 USB A+C | No cost
+\$115 | Specify with 1 power.
Specify with 2 USB A+C. |
|---|-------------------|--|

- | | |
|--|-----------|
| Related Products <ul style="list-style-type: none"> • Box Top Tables | ▶ Page 36 |
|--|-----------|

Specification Information

Style Number	U.S. Base Price
TSBLNPRND	\$152

Module



Tip: Box Top Tables have pre-drilled pilot holes to accommodate power.

Standard Includes	Required to Specify
-------------------	---------------------

- | | | |
|---|---|--|
| <ul style="list-style-type: none"> ▶ Need help? Product details, page 22 | <ul style="list-style-type: none"> • Two simplex receptacles: 6000 Black • Bracket: 7360 Merle • 72" long 15-amp power cord with wall plug • Cable management twist tie • Shipped ready to install | <ul style="list-style-type: none"> 1 Style number 2 Options, if selected (see below) |
|---|---|--|

Options	U.S. Price	Required to Specify
---------	------------	---------------------

- | | | |
|--|-------------------|---|
| Power/USB Schematic <ul style="list-style-type: none"> • 2 Power • 1 Power, 2 USB A+C | No cost
+\$115 | Specify with 2 power.
Specify with 1 power, 2 USB A+C. |
|--|-------------------|---|

- | | |
|--|-----------|
| Related Products <ul style="list-style-type: none"> • Box Top Tables | ▶ Page 36 |
|--|-----------|

Specification Information

Style Number	U.S. Base Price
TSBLNPMOD	\$167



For Canadian Pricing
Multiply U.S. Price by the Canadian price factor.
▶ See page 1 for details.

Surface Materials

This listing includes all the surface material choices that are available for the products in this specification guide.

Resources

For more information about surface materials, refer to the following resources:

Additional surface materials specification tools are available to assist you in the specification process—the Surface Materials Binders.

The global surface materials palette is a core collection of finishes that is available across multiple geographies (Americas/EMEA – Europe, Middle East, and Africa/APAC – Asia Pacific) and on global product lines, where applicable. For a list of finishes included in the offering, see the *Surface Materials Reference Manual*. Additional details, like product approvals by geography and finish number conversions, can also be found in the *Surface Materials Reference Manual* or see steelcase.com/surface-materials.

Surface Materials Binders include:

- *Surface Materials Reference Manual*
- A complete set of swatch cards for hard surfaces, vertical surface fabrics, and seating upholstery

Wood

Steelcase carefully selects veneer and solid wood for consistent color and grain structure. Wood is a natural material and variations will occur in color, grain and texture. These variations are part of the inherent natural beauty of wood and are not considered defects.

Wood veneers and solid wood finishes will not be an exact match to woodgrain laminates. We highly recommend ordering physical samples to understand visual differences.

Forest Stewardship Council (FSC) certified wood (veneer and core) is available on most Steelcase wood products through the Specials RFQ process.

All wood products will darken with age and exposure to ultraviolet light. This is especially apparent with cherry and maple veneer. We recommend that desk accessories be rearranged periodically to ensure even aging of wood surfaces.

When storing your wood furniture, please follow the following guidelines:

- Do not store products in trailers
- Store products in areas that simulate office temperatures (60°F to 90°F)
- Store products in areas that maintain constant, office-like humidity levels
- Keep product away from light. Cover products to make sure they are not exposed to light.

ⓔ = Excluded

Steelcase Surfaces

Veneer

Veneers are matched for proper balance and consistency. Veneers are available or quarter cut, except for Oak, which is rift cut.

▶ Refer to the *Veneer Cut Guidelines* on page 55 for descriptions of each cut.

Open-pore finish is a medium gloss finish that leaves the wood grain texture visible to the eye and distinguishable to the touch.

Veneer

Wood Group 1

Flat-cut open-pore

- 3062 FC/OP Graphite Walnut
- 3402 FC/OP Clear Cherry (Aged)
- 3412 FC/OP Natural Cherry ⓔ
- 3422 FC/OP Medium Cherry
- 3522 FC/OP Clear Maple
- 3592 FC/OP Blonde on Maple ⓔ
- 3702 FC/OP Clear Walnut
- 3712 FC/OP Natural Walnut
- 3752 FC/OP Medium Walnut ⓔ
- 3762 FC/OP Dark Walnut
- 3772 FC/OP Medium Mahogany on Walnut

Flat-Cut Open-Pore, Natural Veneer

- 3342 FC/OP Black Walnut
- 35A2 FC/OP Blanch Maple
- 37A2 FC/OP Thunder Walnut

Quarter-Cut Open-Pore

- 3042 QC/OP Ash ⓔ
- 3222 QC/OP Clear Maple
- 3292 QC/OP Blonde on Maple ⓔ
- 3302 QC/OP Clear Walnut
- 3312 QC/OP Natural Walnut
- 3352 QC/OP Medium Walnut ⓔ
- 3362 QC/OP Dark Walnut
- 3372 QC/OP Medium Mahogany on Walnut
- 3382 QC/OP Graphite Walnut

Quarter-Cut Open-Pore, Natural Veneer

- 32A2 QC/OP Blanch Maple
- 33A2 QC/OP Thunder Walnut
- 3392 QC/OP Black Walnut

Rift-Cut Open-Pore

- 3602 RC/OP Desert Oak

Rift-Cut Full-Fill, Natural Veneer

- 36A2 RC/OP Volcanic Oak

Wood Group 3

Flat-Cut Open-Pore, Natural Veneer

- 3082 FC/OP Washed Walnut

Wood Group 1

Open-Pore Planked Veneer

- 3P41 OP Planked Cherry
- 3P51 OP Planked Maple
- 3P61 OP Planked Oak
- 3P71 OP Planked Walnut
- 3VFX OP Unmarked Oak

Tip: Known for its uniqueness, planked veneer has intentional and natural variations that include, but are not limited to: character marks, grain pattern, color, and natural color aging.

Full-Fill

Full-fill finish is a medium-gloss finish that completely fills the grain texture, yet allows the grain pattern to be seen. The wood has a lustrous, satiny look, and it is smooth to the touch. This finish is available on the wood worksurface or field-installed top only.

Wood Group 2

Flat-Cut Full-Fill

- 3064 FC/FF Graphite Walnut ⓔ
- 3404 FC/FF Clear Cherry (Aged) ⓔ
- 3414 FC/FF Natural Cherry ⓔ
- 3424 FC/FF Medium Cherry ⓔ
- 3524 FC/FF Clear Maple ⓔ
- 3544 FC/FF Blonde on Maple ⓔ
- 3704 FC/FF Clear Walnut ⓔ
- 3714 FC/FF Natural Walnut ⓔ
- 3754 FC/FF Medium Walnut ⓔ
- 3764 FC/FF Dark Walnut ⓔ
- 3774 FC/FF Medium Mahogany on Walnut ⓔ

Flat-Cut Full-Fill, Natural Veneer

- 3734 FC/FF Black Walnut ⓔ

Quarter-Cut Full-Fill

- 3224 QC/FF Clear Maple ⓔ
- 3294 QC/FF Blonde on Maple ⓔ
- 3304 QC/FF Clear Walnut ⓔ
- 3314 QC/FF Natural Walnut ⓔ
- 3354 QC/FF Medium Walnut ⓔ
- 3364 QC/FF Dark Walnut ⓔ
- 3374 QC/FF Medium Mahogany on Walnut ⓔ
- 3384 QC/FF Graphite Walnut ⓔ

Quarter-Cut Full-Fill, Natural Veneer

- 3394 QC/FF Black Walnut ⓔ

Rift-Cut Full-Fill

- 3604 RC/FF Desert Oak ⓔ

Wood Group 3

Flat-Cut Full-Fill, Natural Veneer

- 3084 FC/FF Washed Walnut ⓔ

Premium Veneers

A selection of Premium veneers in this collection are available on most Steelcase brand products. The collection will be available as close to standard leadtimes as possible. However, because adequate supplies of veneer and solids must be secured, all orders will be scheduled individually. Leadtimes will vary based on Premium veneer and Premium solids availability at the time the order is placed. The collection is available as Wood Group 3 as part of our Select Surface program, and supported like standard veneers to make ordering easy. Please see the Steelcase surface materials section on village.steelcase.com for sample information and product line availability. All premium veneers are in clear-coat.

Wood Group 3

Quarter-Cut Open-Pore
3832 QC/OP Figured Anegre

Select Surfaces

Composite Veneer

Composite veneers are an engineered wood intended to create specific grain patterns and characteristics. They are pre-stained and finished with Steelcase's Clarity water-borne UV topcoat, which protects the environment while providing durability and clarity. Only open-pore finishes are available on composite wood. Composite veneer and matching edge bands are available on most Steelcase brand products. Composites, for use as a solid nosing substitute, are not available. Steelcase does not recommend mixing composite veneers with natural solid nosings because composite and natural wood grain and color matching are rarely compatible. Composite veneers are available as Wood Group 1 pricing as part of our Select Surfaces program.

Composite Veneer Group 1

Composite Flat-Cut Open-Pore

3JDX FC/OP Oak Composite
3JJX FC/OP Walnut Composite
3LAX FC/OP Graphite on Oak Composite
3LCX FC/OP Medium Cherry on Cherry Composite

Composite Quarter-Cut Open-Pore

3F8X QC/OP European Walnut Composite
3GGX QC/OP Zebano Composite
3HGX QC/OP Oak Composite
3HVX QC/OP Walnut Composite
3LBX QC/OP Clear Walnut on Walnut Composite
3LDX QC/OP Natural Walnut on Walnut Composite
3ZNX QC/OP Night Cerused Oak Composite

Composite Veneer Group 2

Composite Flat-Cut Open-Pore

3LHX FC/OP Espresso on Walnut Composite

Composite Quarter-Cut Open-Pore

3LEX QC/OP Desert Oak on Oak Composite
3LGX QC/OP Chai on Walnut Composite
3LJX QC/OP Ebony on Walnut Composite

Ⓔ = Excluded

Custom Surfaces

Customiz stain is a service that allows you to create your own stain colors and finishes on standard veneer. Customiz stain color is available on all product lines that offer wood veneer.

A \$500 stain-matching fee applies on CUSTOMIZ requests (Exception: The \$500 fee does not apply on matches to Coalesse standard finishes or for a low-gloss finish request on a standard color). The \$500 fee covers the cost of formulating the Customiz color finish and applies regardless of whether or not an order for product is placed.

In addition, an approval form must be signed to indicate customer acceptance of Customiz match. A \$1500 initiation fee will be charged prior to first order entry. This initiation fee activates the finish for unlimited use on any Steelcase product for an 18 month time period. After the 18 month time period has lapsed, the Customiz finish may be reactivated for another 18 months for a \$1000 fee at any point within five years after the \$1500 initiation fee was paid. If the finish is not reactivated within five years after the \$1500 initiation fee was paid, the finish will be culled and the customer will need to pay the \$1500 initiation fee again. All style number related Customiz charges products are no cost as of April 2014. The matching and initiation fees are not discountable.

Customiz stain takes 10 days to formulate. Consult the *Surface Materials Reference Manual* for more information. Custom veneers are also available and must be quoted by Steelcase specials group. Customiz stain on custom veneers takes 2 to 4 weeks to formulate.

Requirements and information on ordering a Customiz stain color are found in the *Surface Materials Reference Manual*.

Laminate

Steelcase Surfaces

High-Pressure Laminate

Price Group 1

Applies to:

- Bassline Occasional Tables
- Bassline Box Top Tables
- Bassline Bench Seating (optional side table)

Fiber Laminate

2850 Vanadium Fiber
2854 Vellum Fiber Ⓔ
2860 Granite Fiber
2862 Stucco Fiber Ⓔ

Micro Laminate

2920 Marl Micro
2921 Gypsum Micro
2922 Clay Micro

Patina Laminate

2870 Blonde Bronze Patina
2873 Instant Iron Patina

Solid Laminate

2722 Cream Ⓔ
2730 Arctic White
2746 Black
2759 Warm White
2811 Mist Ⓔ
2883 Seagull
2884 Milk
2885 Dune
2HAA Persian Salt
2HAB Rose
2HAC Indigo
2HAD Green Citrine Ⓔ
2HAE Dark Olivine
2HAF Cloudy
2HMG Merle
2HWU Clay
2HWW Chalk

Speckle Laminate

2820 Coffee Speckle Ⓔ
2823 Driftwood Speckle
2824 Smoke Speckle
2825 Vanadium Speckle

Tip: Some wood veneer finishes and woodgrain laminates share the same name. Because of the difference in materials, veneers and laminates of the same name are not an exact match but do coordinate with each other.

Surface Materials, continued

Woodgrain Laminate

- 2406 Clear Cherry **E**
 - 2409 Clear Maple
 - 2410 Graphite Walnut*
 - 2412 Natural Cherry
 - 2422 Medium Cherry **E**
 - 2511 Winter on Maple **E**
 - 2535 Virginia Walnut
 - 2536 Blackwood
 - 2538 Clear Walnut
 - 2592 Blonde on Maple **E**
 - 2714 Natural Walnut **E**
 - 2HAK Clear Oak
 - 2HAN Ash Noce
 - 2HAT Acacia
 - 2HAW Ash Wenge
 - 2HBN Bisque Noce
 - 2HBW Bisque Wenge
 - 2HCN Clay Noce
 - 2HCW Clay Wenge
 - 2HSN Storm Noce
 - 2HSW Storm Wenge
 - 2HWA Grey Kingswood
 - 2HWB Planked Walnut
 - 2HWD Resolute Walnut
 - 2HWE Natural Recon
 - 2HWF Smoked Walnut **E**
 - 2HZA Waxed Maple
 - 2HZB Natural Ash
 - 2HZC Aged Ash
 - 2HZD Ashwood Oak
 - 2HZE Ashwood Beige
 - 2HZF White Washed Birchply
- * When blending laminate and veneer on the same unit, the Graphite Walnut laminate is Quarter Cut and matches Quarter Cut Graphite Walnut veneer.

Price Group 2

Textured Laminate

- 2TH2 Fawn Cypress
- 2TH4 Saddle Oak
- 2TH5 Veranda Teak
- 2TH7 Walnut Heights
- 2UH1 Reclaimed Aggregate
- 2UH2 Reclaimed Gravel
- 2UH4 Cement**
- 2UH6 Sheetrock

**2UH4 Cement has limited sizing availability, determined by product sizing and/or options. Rectangular tops with a width of 143" or greater and round tops with a diameter of 59" or greater are not available.

Price Group 3

Solid Laminate

- 24H1 Satin White
- 24H2 Satin Black
- 24H3 Satin Stone
- 24H4 Satin Mocha

Steelcase Surfaces

Low-Pressure Laminate

- Applies to:
- Bassline Occasional Tables
 - Bassline Box Top Tables
 - Bassline Bench Seating (optional side table)

Fiber Laminate

- 2L50 Vanadium Fiber LPL

Solid Laminate

- 247L Black V2 LPL
- 2L30 Arctic White LPL
- 2L83 Seagull LPL
- 2L84 Milk LPL
- 2L85 Dune LPL
- 2LMG Merle LPL

Woodgrain Laminate

- 24L0 Graphite Walnut LPL
- 25L1 Winter on Maple LPL **E**
- 25L5 Virginia Walnut LPL
- 25L6 Blackwood LPL
- 25L8 Clear Walnut LPL
- 26L1 Natural Cherry V2 LPL
- 2L09 Clear Maple LPL
- 2LAK Clear Oak LPL
- 2LAN Ash Noce LPL
- 2LAT Acacia LPL
- 2LAW Ash Wenge LPL
- 2LBN Bisque Noce LPL
- 2LBW Bisque Wenge LPL
- 2LCN Clay Noce LPL
- 2LCW Clay Wenge LPL
- 2LSN Storm Noce LPL
- 2LSW Storm Wenge LPL
- 2LWA Grey Kingswood LPL
- 2LWB Planked Walnut LPL
- 2LWD Resolute Walnut LPL
- 2LWF Smoked Walnut LPL **E**
- 2LWG Natural Recon LPL
- 2TL2 Fawn Cypress LPL

Custom Surfaces

Open Line Laminate (OLL)

This service allows you to order non-standard laminate at an additional processing fee of \$ 111 U.S. per unit, plus the cost of the laminate.

High-Pressure Laminate pricing does not include premium or digitally printed patterns from any suppliers. Laminate cost may also vary for basic or standard laminates from other suppliers. Please contact the OLL consultant at 616.475.2426 for pricing. The cost of the laminate will be added to your invoice as a separate line on the acknowledgement.

When processing orders for Open Line laminate, specify 2900 in the laminate finish field and enter the OLL manufacturer information. Specify appropriate 2K finish number for the edge finish.

Laminate Approval and Material Requirements

To confirm whether a particular laminate has already been tested for use on a specific Steelcase product or to determine material square foot requirements:

- Visit www.steelcase.com

For additional information, refer to the *Steelcase Surface Materials Reference Manual*.

Price Group 3

Accent Paint

- 1ATG Rose Quartz
- 4AV3 Blue Jay
- 4AV4 Baltic
- 4AX1 Citron
- 4AY2 Chili
- 4AZ5 Marlin
- 4CL1 Dark Olivine
- 4CL2 Ice Blue
- 4CL3 Aura
- 4CL4 Sea Glass
- 4CL5 Light Matcha
- 4CL6 Terra
- 4CL7 Sandstone
- 4CL8 Smokey Plum
- 4CZ5 Honey
- 4CZ6 Lagoon
- 4CZ8 Light Peacock

Applies to:

- Bassline Storage Bases
- Bassline Table Bases

Lux Coatings

- 4B20 Obsidian
- 4B22 Matte Brass
- 4B23 Burnished Bronze
- 4B24 Night Bronze
- 4B25 Matte Copper
- 4B26 Smoked Mica
- 4B29 Cast Iron

Custom Surfaces

Perfect Match

PerfectMatch is a service that allows you to create your own paint color. Refer to the *Surface Materials Reference Manual* for more information about this program.

Price Group 3

- 4990 PerfectMatch Paint

Steelcase Surfaces

Applies to:

- Bassline Storage Bases
- Bassline Storage Sliding Doors
- Bassline Table Bases
- Bassline Metal Accent Panel

Price Group 1

Smooth Paint

- 4238 Mocha
- 4239 Clay
- 4240 Chalk
- 4242 Milk

Textured Paint

- 7207 Black
- 7225 Sand
- 7237 Slate
- 7238 Fieldstone
- 7239 Midnight **E**
- 7241 Arctic White
- 7243 Seagull
- 7250 Sterling Dark Solid
- 7360 Merle

Price Group 2

Smooth Paint

- 0835 Black
- 4140 Arctic White Gloss
- 4144 Black Gloss
- 4700 Warm White

Metallic Paint

- 4750 Champagne Metallic
- 4798 Sterling Metallic **E**
- 4799 Platinum Metallic
- 4803 Near Black Metallic

E = Excluded

Plastic

Steelcase Surfaces

- 6000 Black
- 6009 Arctic White
- 6034 Natural Cherry
- 6036 Medium Cherry
- 6037 Winter on Maple
- 6038 Blonde on Maple **E**
- 6041 Natural Walnut **E**
- 6052 Milk
- 6053 Seagull
- 61AA Persian Salt
- 61AB Rose
- 61AC Indigo
- 61AD Green Citrine **E**
- 61AE Dark Olivine
- 61AF Cloudy
- 6213 Acacia
- 6219 Clear Oak
- 6231 Graphite Walnut*
- 6237 Clear Maple*
- 6242 Virginia Walnut
- 6243 Blackwood
- 6245 Clear Walnut
- 6249 Platinum Solid
- 6271 Plywood
- 6527 Merle
- 6619 Ice **E**
- 6631 Cream **E**
- 6635 Dawn **E**
- 6636 Mist
- 6654 Sand
- 6655 Warm White
- 6695 Midnight
- 6697 Fog
- 6698 Fieldstone
- 66WA Grey Kingswood
- 66WB Planked Walnut
- 66WD Resolute Walnut
- 66WE Natural Recon
- 66WF Smoked Walnut
- 66WU Clay
- 66WV Chalk
- 6703 Ash Wenge
- 6704 Storm Wenge
- 6705 Bisque Wenge
- 6706 Clay Wenge
- 6707 Ash Noce
- 6708 Bisque Noce
- 6709 Clay Noce
- 6710 Storm Noce
- 6T02 Fawn Cypress
- 6T04 Saddle Oak
- 6T05 Veranda Teak
- 6T07 Walnut Heights
- 6T08 Aggregate
- 6T09 Gravel
- 6T10 Cement
- 6T12 Sheetrock
- * Not available on Low-Pressure Laminate

E = Excluded

Glass

Steelcase Surfaces

- Applies to:
- Occasional Tables
 - Asymmetrical Tables
- 6500 Clear
 - 6530 Frosted
 - ACB Black
 - ACC Sea Salt/Crystal Spring
 - ACG Goldenrod
 - ACM Midnight
 - ACP Poppy
 - ACS Sage

Solid Surface

- Applies to:
- Occasional Tables
 - Asymmetrical Tables

Select Surfaces Program: Solid Surface

A collection of solid surfaces are available as part of a Select Surfaces Program. The collection is from the solid surface offering. Samples can be ordered through corian.com

To order these solid surfaces, enter the finish code which corresponds with the solid surface price group.

Price Group	Finish Code
A	29DA
B	29DB
C	29DC
D	29DD

Then enter the solid surface information in the Special Solid Surface Information pop up window. If prompted, enter the finish code CORIAN0001 based on the solid surface supplier.

Solid Surface Offering

Price Group A

- Cameo White
- Vanilla

Price Group B

- Abalone
- Aurora
- Canyon
- Modern White
- Platinum
- Sahara
- Sandstone
- Savannah
- Silt

Price Group C

- Arctic Ice
- Cocoa Brown
- Concrete
- Deep Night Sky
- Deep Nocturne
- Designer White
- Doeskin
- Dove
- Glacier Ice
- Matterhorn
- Raffia
- Rice Paper
- Seafoam
- Serene Sage
- Silver Birch
- Silverite
- Venaro White
- Whisper
- White Jasmine
- Willow

Price Group D

- Arrowroot
- Clam Shell
- Ecru
- Juniper
- Lava Rock
- Natural Gray
- Rain Cloud
- Rosemary
- Sagebrush
- Sand Storm
- Sandalwood
- Sorrel
- Thyme
- Witch Hazel

Select Surfaces

For information on products within Select Surfaces, including accent paints and fabrics from Designtex, Gabriel, Kvadrat, and Pollack, please refer to the *Surface Materials Reference Manual* or visit steelcase.com/surface-materials under the Select Surfaces section.

Custom Surfaces

Price Group COM (Customer's Own Material)

Fabric Approval and Yardage

To confirm whether a particular COM material has already been tested for use on a specific Steelcase product or to determine actual yardage requirements:

- Visit www.steelcase.com

For additional information regarding Customer's Own Material, call 1.888.STEELCASE (1.888.783.3522) or send an e-mail to lineone@steelcase.com.

Surface Materials, continued

Seating Upholstery

Applies to:
 • Bassline Bench Seating

Steelcase Surfaces

Not every upholstery is available on every chair. For additional information, refer to the *Surface Materials Reference Manual*.

Price Group 1

Buzz2
 Era
 Jacks **E**
 New Black: Bruce
 New Black: Henry
 Link

Price Group 2

Chainmail
 Cogent: Connect
 Foundation
 New Black: Harley
 New Black: Jack
 New Black: James
 Stand In

Price Group 3

Billiard Multi-Use by Designtex
 Gaja
 Redeem
 Retrieve

Price Group 5

Bo Peep
 Remix
 Silk

Price Group 6

Brisa

Price Group 7

Steelcut Trio

Leather Price Group

Steelcase Leather

L107 Black **E**
 L207 Mahogany **E**
 L220 Soapstone **E**
 L221 Rocky **E**

Elmosoft Leather Price Group

Elmosoft Leather

L110 Maritime Blue
 L111 Midnight Blue
 L112 Ebony
 L113 Gunmetal
 L114 Mica
 L115 Dove Grey
 L116 Plum Pleasure
 L122 Truffle
 L128 Red Birch
 L133 Espresso
 L134 Ruby
 L139 Cinder
 L140 Garnet
 L143 Pecan
 L144 Chamois
 L146 Russet
 L147 Saddle
 L151 White
 L709 Sugar
 L711 Parchment
 L717 Cameo
 L723 Storm
 L730 Hunter
 L743 Forest Green
 L747 Cigar
 L749 Beaver
 L750 Bluffstone
 L755 Peanut Butter
 L758 Mustard
 L762 Canvas
 L763 Macadamia
 L770 Cadet
 L772 Timberwolf
 L773 Chalice
 L774 Oil
 L775 Coyote

Select Surfaces

For information on products within Select Surfaces, including accent paints and fabrics from Designtex, Gabriel, Kvadrat, and Pollack, please refer to the *Surface Materials Reference Manual* or visit www.steelcase.com/surface-materials under the Select Surface section.

Custom Surfaces

Price Group COM (Customer's Own Material)

Fabric Approval and Yardage

To confirm whether a particular COM material has already been tested for use on a specific Steelcase product or to determine actual yardage requirements:
 • Visit www.steelcase.com

For additional information regarding Customer's Own Material, call 1.888.STEELCASE.

Applies to:
 • Bench Seating

Steelcase Select Surfaces Program: Upholstery

Steelcase Select Surfaces Program Partners:

Architex
 Arc-Com
 CF Stinson
 Designtex
 Mayer
 Momentum
 Ultrafabrics

A collection of textiles

are available as part of a Select Surfaces Program. The collection from the leading suppliers in the market consists of high-performance textiles. Note that not all fabrics can be applied to all seating products. Refer to the Steelcase COM database for the most current application information.

To order these fabrics, enter the finish code which corresponds with the fabric price group.

Price Group	Finish Code
2	59DB
3	59DC
4	59DD
5	59DE
6	59DF
7	59DG
8	59DH
9	59DJ
10	59DK

Then enter the fabric information in the Special Fabric Information pop up window.

Fabric application direction must be specified: For additional information, refer to the *Surface Materials Reference Manual*.

For a comprehensive list of patterns and price grades in Steelcase Health offering, visit steelcasehealth.com/resources/grade-in

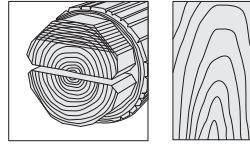
Thread

Steelcase Surfaces

Applies to:
 • Bassline Bench Seating
 UB01 Charcoal
 UB02 Ash
 UB03 Powder Blue
 UB04 Evergreen
 UB05 Bright Red

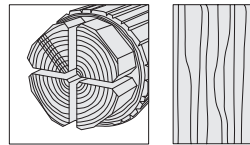
E = Excluded

Veneer Cut Guidelines



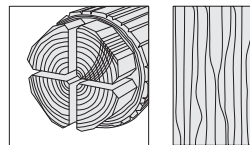
Flat Cut

Veneer is cut parallel to the flat side of the cant at a tangent to the growth rings of the tree. This produces a cathedral or oval pattern. On average, there is a 6-8" wide leaf width. On an 18" wide surface, there will likely be three leaves showing a repeated pattern.



Quarter Cut

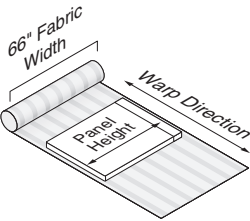
Veneer is cut from quarter sections of the log which are produced by cutting each cant in half. Cutting lines are at an angle of approximately 90 degrees to the growth rings at the center of the quarter. This produces a straight grain or ribbon pattern. On average, leaves are 2½-4" wide.



Rift Cut

This veneer cut is specifically for oak. Cutting lines are an arc approximately perpendicular to the growth rings. This produces a comb-like straight grain or ribbon pattern. On average, leaves are 2½-4" wide.

Specification Guidelines for Vertical Fabric Applications



Warp horizontal means the height dimension of the tackboard is perpendicular to the warp of the fabric.

Application Topics

Tip: Fabric warp direction cannot be altered from standard on tackboards.

Customer's Own Material Yardage Requirements

Pre-approved fabrics are available. To determine if the fabric you want is on the pre-approved list, call a COM Consultant at 616.246.9822.

Surface Materials Representatives

are also available to answer your questions and to provide clarification. They can also help with situations where you are using fabrics under 66"W. Call 616.246.9822.

For further information regarding COM fabrics, refer to the *Steelcase Surface Materials Reference Manual*.

Additional fabric is required to accommodate flaws, wrinkles, and other imperfections.

Standard Warp Directions

Fabric	Standard	Tackboards
Abacus E	D	H
Alloy	D	H
Bariolage	D	H
Billiard Multi-Use by DesignTex	D	HO
Boccie	D	H
Buzz2	D	HO
Charm*	D	H
Code	D	H
Flip: Orbit	D	HO
Flip: TexHex	D	HO
Fresco	D	H
Latch	D	H
Optic	D	H
Pianista	D	HO
Rhythm	D	H
Stencil	D	HO
Tinsel*	D	H


D = Directional
 ND = Non-directional
 H = Warp horizontal
 HO = Horizontal only




For DesignTex Cutting Direction, see *Surface Materials Reference Manual*.

*These fabrics have some color restrictions. Check the *Surface Materials Reference Manual* for color availability.

E = Excluded

B-Free High Tables



Statement of Line	58
	
Understanding	
High Tables	60
Power Matrix	62
	
Specifying	
Rectangle Tables	64
Pint Tables	66
	
Surface Materials	68

Statement of Line

High Tables



Rectangle Tables

- Understanding
- ▶ Page 60
- Specifying
- ▶ Page 64



Pint Tables

- Understanding
- ▶ Page 60
- Specifying
- ▶ Page 66

B-Free High Tables

B-Free rectangle and pint tables make it easy

to leverage in-between space across the entire floor plan and create effective workspaces for people to come together and collaborate. Tables support standing and high-sit postures encouraging postural changes while promoting wellbeing through movement and boosting creative thinking and engagement. Pair the B-Free high table with the beam which share the same leg design to elevate any team setting, creating a relaxed and informal atmosphere for dynamic collaboration to flourish.

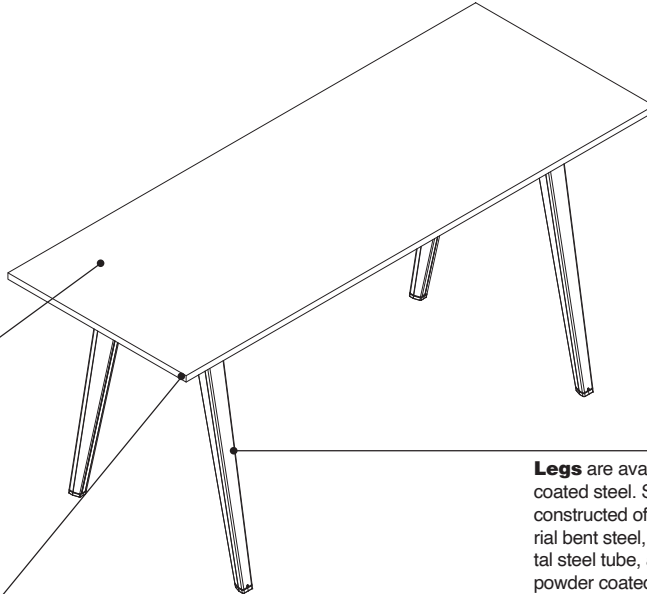
- ▶ Specifying, page 64.
- ▶ See *Seating Specification Guide* for B-Free beams.

Tables are 39¹/₂"H.

Top is 1" thick with High-Pressure Laminate or veneer and black backer. Laminate tops have 3 mm edge band on all sides. Edge band color is selectable for laminate tops. Veneer tops have 3 mm wood edge that matches the veneer top finish selection.

Rectangle tops have square corners.


Pint tops have square corners on the wide end of the table and 2" (50 mm) radius edges on the short end of the table. The pint table has standard dimensions of 32"D (short end: leg width 23¹/₄"), 44"D (wide end: leg width 31") x 80"W.



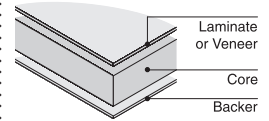
Legs are available in powder coated steel. Steel legs are constructed of 2¹/₂ mm material bent steel, 3 mm horizontal steel tube, and 3 mm thick powder coated epoxy resin paint.

Legs ship standard with four glides.

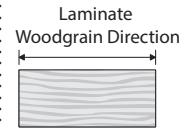
- Steel leg table: 5/8" glide adjustment range



Product Details



Solid core tops with 1" nominal edge thickness have a particle board core (45 lb cu ft density) with High-Pressure Laminate or wood veneer on the top and a backer applied to the opposite side for a balanced construction. High-Pressure Laminate, wood veneer, and backer are bonded to the core with a PVA adhesive.



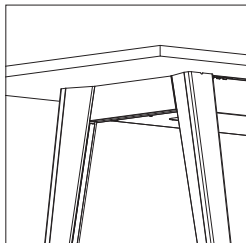
Woodgrain laminates are always oriented with the grain direction running parallel with the length of the table top. You cannot specify woodgrain laminates with end- or side-matched grain directions.



Woodgrain runs parallel to the length on rectangle and pint tops.

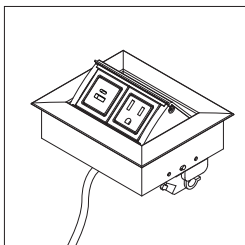
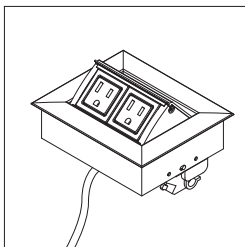
Wiring and Cabling

Steel leg profile



Steel leg tables include integrated wire manager and merle cover in the leg.

Horizontal steel beam, located in the middle of the legs, is constructed of 1 1/4 mm bent steel and powder coated epoxy resin paint.



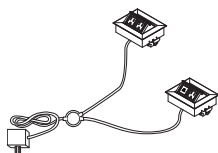
MhoB is a 4" x 5" flip-top power module that mounts at the top surface of the table and can be configured in different power/USB A+C 20W configurations:

- Two receptacles for power
- One power/one dual USB A+C 20W

Single/dual power and USB solutions come standard with a 15-amp, one-circuit power solution with a 10' cord.

▶ See *Power Matrix* on page 62 for available options and power module locations.

MhoB, one power module, is located 10" from the short end of the table; on the centerline of the width/depth specified.



MhoB, two power modules (center or both ends), are connected by a corded system with just one infeed.

Surface Materials

Top

- High-Pressure Laminate (standard)
- Open Line laminate (option)
- Wood veneer (option)
- Customiz stain (option)

Edge

- Plastic on laminate top
- Wood veneer to match veneer top

Steel legs

- Accent paint
- Paint
- Lux Coatings
- PerfectMatch

Wood legs

- 3860 Espresso
- 3861 Natural Beech

Power modules

- Paint

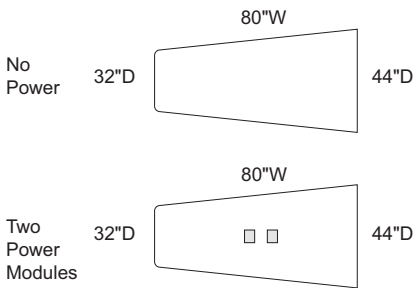
B-Free High Tables Power Matrix

Power Configuration		48"W	60"W	66"W	72"W	84"W
No Power	24"D 25"D 26"D					
One Power Module	24"D 25"D 26"D					
Two Power Modules	24"D 25"D 26"D					
No Power	32"D 33"D 34"D					
One Power Module	32"D 33"D 34"D					
Two Power Modules	32"D 33"D 34"D					
Two Power Modules	32"D 33"D 34"D					

Tip: Center power position is only available on tables that are at least 32"D x 66"W.

Tip: Power on both ends is only available on tables that are at least 70"W.

Tip: Center and two end power position options will default to two power modules, one with two receptacles for power and one with one receptacle for power/one A+C 20W USB port.




Key

- One Power Module
1 Power/1 USB-A+C 20W or 2 Power
- Two Power Modules
Kit includes 2 modules:
1 Power/1 USB-A+C 20W,
1 Power/1 USB-A+C 20W and 2 Power

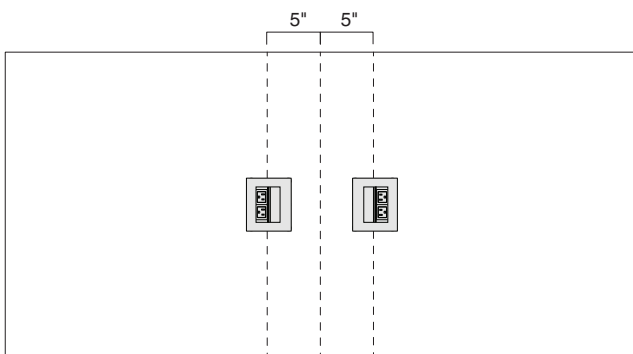
Standard MhoB Power Module Locations



For the power option with one end only, the centerline of the power module is located 10" from the short edge of the table. Power module flips toward the center of the top.



For the power option with both ends, the centerline of each power module is located 10" from the short edge of the table. Power module flips toward the center of the top.



For the center power option, the centerline of each power module is located 5" from the centerline of the table. Power module flips toward the short edge of the top.

Rectangle Tables



	Standard Includes	Required to Specify
▶ Need help? Product details, page 60	<ul style="list-style-type: none"> Table: 39½"H table with 1" thick particle board core, High-Pressure Laminate price group 1 top Edge: 3 mm radius profile: plastic Steel legs: powder coat paint price group 1 	<ol style="list-style-type: none"> Style number Size option (see below under Required Selections) Depth (see below under Required Selections) Width (see below under Required Selections) High-Pressure Laminate color number for top Plastic color number for edge Paint color number for legs Options, if selected (see below) <p>▶ See <i>Surface Materials</i>, page 68.</p>

	Require Selections	U.S. Price	Required to Specify
Size Option	<ul style="list-style-type: none"> Modular Parametric 	No cost No cost	Specify <i>with modular</i> . Specify <i>with parametric</i> .
Depth	<ul style="list-style-type: none"> 24"D 25"D 26"D 32"D 33"D 34"D 	Prices at right Prices at right Prices at right Prices at right Prices at right Prices at right	Specify <i>with 24"D</i> . Specify <i>with 25"D</i> . Specify <i>with 26"D</i> . Specify <i>with 32"D</i> . Specify <i>with 33"D</i> . Specify <i>with 34"D</i> .
Width	<p>Modular</p> <ul style="list-style-type: none"> 48"W 60"W 66"W 72"W 84"W <p>Parametric</p> <ul style="list-style-type: none"> 48½"W–60"W 60½"W–66"W 66½"W–72"W 72½"W–84"W 	Prices at right Prices at right Prices at right Prices at right Prices at right Prices at right Prices at right Prices at right Prices at right Prices at right	Specify <i>with 48"W</i> . Specify <i>with 60"W</i> . Specify <i>with 66"W</i> . Specify <i>with 72"W</i> . Specify <i>with 84"W</i> . Specify <i>with 48½"W–60"W</i> . Specify <i>with 60½"W–66"W</i> . Specify <i>with 66½"W–72"W</i> . Specify <i>with 72½"W–84"W</i> .

	Options	U.S. Price	Required to Specify
Surface Materials	<p>High-Pressure Laminate top</p> <ul style="list-style-type: none"> Laminate price group 2 Laminate price group 3 Open Line laminate <p>Composite veneer top</p> <ul style="list-style-type: none"> Composite veneer group 1 Composite veneer group 2 <p>Wood veneer top</p> <ul style="list-style-type: none"> Wood group 1 Wood group 2 Wood group 3 Customiz stain 	See information at left See information at left +\$111 plus cost of laminate Prices at right +\$108 Prices at right +\$118 +\$416 No cost	Specify laminate color number. Specify laminate color number. ▶ See <i>Surface Materials Reference Manual</i> . Specify composite veneer color number. Specify composite veneer color number. Specify wood color number. Specify wood color number. Specify wood color number. Specify <i>with Customiz stain</i> .
Legs	<p>Steel legs</p> <ul style="list-style-type: none"> Paint price group 1 Paint price group 2 Paint price group 3 	No cost +\$ 82 +\$172	Specify paint color number. Specify paint color number. Specify paint color number.

▶ Options, continued on next page

For laminate price group 2 and 3 pricing, please refer to the electronic catalog or SmartTools.

Tip: Wood group 2 and wood group 3 upcharges are in addition to wood group 1 upcharge.



For Canadian Pricing
Multiply U.S. Price by the Canadian price factor.
▶ See page 1 for details.

► Options, continued from previous page

Options	U.S. Price	Required to Specify
Power	• No power • With power	No cost No cost
► Power Matrix, page 62		Specify <i>with no power</i> . Specify <i>with power</i> .
Power position/configuration		
• One end with two power	+\$406	Specify <i>with end and with two power</i> and select paint color number.
• One end with one power/one dual USB A+C 20W	+\$517	Specify <i>with end and with one power/one USB</i> and select paint color number.
• Center (two receptacles for power and one receptacle for power/one dual USB) A+C 20W	+\$996	Specify <i>with center</i> and select paint color number.
• Both ends (two receptacles for power and one receptacle for power/one dual USB) A+C 20W	+\$996	Specify <i>with two ends</i> and select paint color number.

Tip: Center power position is only available on tables that are at least 32"D x 66"W.

Tip: Power on both ends is only available on tables that are at least 70"W.

Tip: Center and two end power position options will default to two power modules, one with two receptacles for power and one with one receptacle for power/one USB A+C 20W.

Tip: Steel leg tables include integrated wire manager and cover in the leg.



Specification Information

Style Number	Depth	Modular Width	U.S. Base Prices				
			48"W	60"W	66"W	72"W	84"W
		Parametric Width	N.A.	48 1/16"W-60"W	60 1/16"W-66"W	66 1/16"W-72"W	72 1/16"W-84"W

High-Pressure Laminate

N3LRECT	24"D, 25"D, or 26"D	\$2659	\$2806	\$2953	\$3101	N.A.
	32"D, 33"D, or 34"D	\$2731	\$2879	\$3028	\$3176	\$3322

Composite Veneer Group 1

N3LRECT	24"D, 25"D, or 26"D	\$3448	\$3625	\$3786	\$3941	N.A.
	32"D, 33"D, or 34"D	\$3579	\$3742	\$3897	\$4053	\$4215

Wood Group 1

N3LRECT	24"D, 25"D, or 26"D	\$3527	\$3707	\$3870	\$4025	N.A.
	32"D, 33"D, or 34"D	\$3664	\$3829	\$3984	\$4140	\$4304

B-Free High Tables

 **For Canadian Pricing**
Multiply U.S. Price by the Canadian price factor.
► See page 1 for details.

Pint Tables



For laminate price group 2 and 3 pricing, please refer to the electronic catalog or SmartTools.

Tip: Wood group 2 and wood group 3 upcharges are in addition to wood group 1 upcharge.

Tip: Center power position is the only power option available on the pint table.

Tip: Steel leg tables include integrated wire manager and cover in the leg.

Tip: USB port is USB A+C 20W.

Tip: N3LPINT has standard dimensions of 32"D (short end: leg width 23 1/4"), 44"D (wide end: leg width 31") x 80"W.

Standard Includes		Required to Specify
<ul style="list-style-type: none"> ▶ Need help? Product details, page 60 	<ul style="list-style-type: none"> Table: 39 1/2"H table with 1" thick particle board core, High-Pressure Laminate price group 1 top Edge: 3 mm radius profile: plastic Steel legs: powder coat paint price group 1 	<ol style="list-style-type: none"> Style number High-Pressure Laminate color number for top Plastic color number for edge Paint color number for legs Options, if selected (see below) <p>▶ See <i>Surface Materials</i>, page 68.</p>

Options	U.S. Price	Required to Specify
Surface Materials		
High-Pressure Laminate top		
<ul style="list-style-type: none"> Laminate price group 2 Laminate price group 3 Open Line laminate 	See information at left See information at left +\$111 plus cost of laminate	Specify laminate color number. Specify laminate color number. ▶ See <i>Surface Materials Reference Manual</i> .
Composite veneer top		
<ul style="list-style-type: none"> Composite veneer group 1 Composite veneer group 2 	Price below +\$108	Specify composite veneer color number. Specify composite veneer color number.
Wood veneer top		
<ul style="list-style-type: none"> Wood group 1 Wood group 2 Wood group 3 Customiz stain 	Price below +\$118 +\$416 No cost	Specify wood color number. Specify wood color number. Specify wood color number. Specify <i>with Customiz stain</i> .
Legs		
Steel legs		
<ul style="list-style-type: none"> Paint price group 1 Paint price group 2 Paint price group 3 	No cost +\$ 82 +\$172	Specify paint color number. Specify paint color number. Specify paint color number.
Power		
<ul style="list-style-type: none"> ▶ Power Matrix, page 62 	<ul style="list-style-type: none"> No power With power: center position (two receptacles for power and one receptacle for power/one USB) A+C 20W No cost +\$996	Specify <i>with no power</i> . Specify <i>with power</i> and select paint color number.

Specification Information

Style Number	U.S. Base Price
:	:
:	:

High-Pressure Laminate

N3LPINT	\$3691
:	:

Composite Veneer Group 1

N3LPINT	\$4841
:	:

Wood Group 1

N3LPINT	\$4956
:	:



For Canadian Pricing
 Multiply U.S. Price by the Canadian price factor.
 ▶ See page 1 for details.

Surface Materials

Resources

For more information about surface materials, refer to the following resources:

Additional surface materials specification tools are available to assist you in the specification process—the Surface Materials Binders.

The global surface materials palette is a core collection of finishes that is available across multiple geographies (Americas/EMEA – Europe, Middle East, and Africa/APAC – Asia Pacific) and on global product lines, where applicable. For a list of finishes included in the offering, see the *Surface Materials Reference Manual*. Additional details, like product approvals by geography and finish number conversions, can also be found in the *Surface Materials Reference Manual* or see steelcase.com/surface-materials.

Surface Materials Binders include:

- *Surface Materials Reference Manual*
- A complete set of swatch cards for hard surfaces, vertical surface fabrics, and seating upholstery

Paint

Steelcase Surfaces

Price Group 1

Applies to:

- Steel legs

Textured Paint

- 7207 Black
- 7225 Sand
- 7237 Slate
- 7238 Fieldstone
- 7239 Midnight **E**
- 7241 Arctic White
- 7243 Seagull
- 7250 Sterling Dark Solid
- 7360 Merle

Price Group 2

Smooth Metallic Paint

- 4750 Champagne Metallic
- 4798 Sterling Metallic **E**
- 4799 Platinum Metallic
- 4803 Near Black Metallic

Price Group 3

Accent Paint

- 1ATG Rose Quartz
- 4AV3 Blue Jay
- 4AV4 Baltic
- 4AX1 Citron
- 4AY2 Chili
- 4AZ5 Marlin
- 4CL1 Dark Olivine
- 4CL2 Ice Blue
- 4CL3 Aura
- 4CL4 Sea Glass
- 4CL5 Light Matcha
- 4CL6 Terra
- 4CL7 Sandstone
- 4CL8 Smokey Plum
- 4CZ5 Honey
- 4CZ6 Lagoon
- 4CZ8 Light Peacock

Coatings

- 1ATT Cast Shadow

Lux Coatings

- 4B20 Obsidian
- 4B22 Matte Brass
- 4B23 Burnished Bronze
- 4B24 Night Bronze
- 4B25 Matte Copper
- 4B26 Smoked Mica
- 4B29 Cast Iron

Applies to:

- Power modules

Price Group 1

Textured Paint

- 7360 Merle

Price Group 2

Smooth Metallic Paint

- 4799 Platinum Metallic

Custom Surfaces

Price Group 3

Applies to:

- Steel legs

PerfectMatch

PerfectMatch is a service that allows you to create your own paint color. Refer to the *Surface Materials Reference Manual* for more information about this program.

Accessory Paint

Steelcase Surfaces

Applies to:

- Power modules
- 4140 Arctic White Gloss
- 4144 Black Gloss

Laminate

Applies to:

- Table tops

Steelcase Surfaces

High-Pressure Laminate

Price Group 1

Fiber Laminate

- 2850 Vanadium Fiber
- 2854 Vellum Fiber **E**
- 2860 Granite Fiber
- 2862 Stucco Fiber **E**

Micro Laminate

- 2920 Marl Micro
- 2921 Gypsum Micro
- 2922 Clay Micro

Patina Laminate

- 2870 Blonde Bronze Patina
- 2873 Instant Iron Patina

Solid Laminate

- 2722 Cream **E**
- 2730 Arctic White
- 2746 Black
- 2759 Warm White
- 2811 Mist **E**
- 2883 Seagull
- 2884 Milk
- 2885 Dune
- 2HAA Persian Salt
- 2HAB Rose
- 2HAC Indigo
- 2HAD Green Citrine **E**
- 2HAE Dark Olivine
- 2HAF Cloudy
- 2HMG Merle
- 2HWU Clay
- 2HWW Chalk

Speckle Laminate

- 2820 Coffee Speckle **E**
- 2823 Driftwood Speckle
- 2824 Smoke Speckle
- 2825 Vanadium Speckle

Tip: Some wood veneer finishes and woodgrain laminates share the same name. Because of the difference in materials, veneers and laminates of the same name are not an exact match but do coordinate with each other.

Woodgrain Laminate

- 2406 Clear Cherry **E**
- 2409 Clear Maple
- 2410 Graphite Walnut
- 2412 Natural Cherry
- 2422 Medium Cherry **E**
- 2511 Winter on Maple **E**
- 2535 Virginia Walnut
- 2536 Blackwood
- 2538 Clear Walnut
- 2592 Blonde on Maple **E**
- 2714 Natural Walnut **E**
- 2HAK Clear Oak
- 2HAN Ash Noce
- 2HAT Acacia
- 2HAW Ash Wenge
- 2HBN Bisque Noce
- 2HBW Bisque Wenge
- 2HCN Clay Noce
- 2HCW Clay Wenge
- 2HSN Storm Noce
- 2HSW Storm Wenge
- 2HWA Grey Kingswood
- 2HWB Planked Walnut
- 2HWD Resolute Walnut
- 2HWE Natural Recon
- 2HWF Smoked Walnut **E**
- 2HZA Waxed Maple
- 2HQB Natural Ash
- 2HQC Aged Ash
- 2HZD Ashwood Oak
- 2HZE Ashwood Beige
- 2HZF White Washed Birchply

Price Group 2

Textured Laminate

- 2TH2 Fawn Cypress
- 2TH4 Saddle Oak
- 2TH5 Veranda Teak
- 2TH7 Walnut Heights
- 2UH1 Reclaimed Aggregate
- 2UH2 Reclaimed Gravel
- 2UH4 Cement*
- 2UH6 Sheetrock

**2UH4 Cement has limited availability, determined by product sizing and/or options.*

Custom Surfaces

Open Line Laminate (OLL)

This service allows you to order non-standard laminate at an additional processing fee of \$ 111 U.S. per unit, plus the cost of the laminate.

High-Pressure Laminate pricing does not include premium or digitally printed patterns from any suppliers. Laminate cost may also vary for basic or standard laminates from other suppliers. Please contact the OLL consultant at 616.475.2426 for pricing. The cost of the laminate will be added to your invoice as a separate line on the acknowledgement.

When processing orders for Open Line laminate, specify 2900 in the laminate finish field and enter the OLL manufacturer information. Enter the required edge finish as you would a standard laminate.

Laminate Approval and Material Requirements

To confirm whether a particular laminate has already been tested for use on a specific Steelcase product or to determine material square foot requirements:

- Visit www.steelcase.com

For additional information, refer to the *Steelcase Surface Materials Reference Manual*.

Wood Stain

Applies to:

- Wood legs
- 3860 Espresso
- 3861 Natural Beech

E = Excluded

Wood

- Applies to:
- Table tops

Steelcase carefully selects veneer and solid wood for consistent color and grain structure. Wood is a natural material and variations will occur in color, grain and texture. These variations are part of the inherent natural beauty of wood and are not considered defects.

All wood products will darken with age and exposure to ultraviolet light. This is especially apparent with cherry and maple veneer. We recommend that desk accessories be rearranged periodically to ensure even aging of wood surfaces.

When storing your wood furniture, please follow the following guidelines:

- Do not store products in trailers
- Store products in areas that simulate office temperatures (60°F to 90°F)
- Store products in areas that maintain constant, office-like humidity levels
- Keep product away from light. Cover products to make sure they are not exposed to light.

Steelcase Surfaces

Veneers are matched for proper balance and consistency. Veneers are available flat cut or quarter cut, except for Oak, which is rift cut. Refer to the *Surface Materials Reference Manual* for descriptions of each cut.

Open-pore finish is a medium gloss finish that leaves the wood grain texture visible to the eye and distinguishable to the touch.

Veneer

Wood Group 1

Flat-Cut Open-Pore

- 3062 FC/OP Graphite Walnut
- 3402 FC/OP Clear Cherry (Aged)
- 3412 FC/OP Natural Cherry **E**
- 3422 FC/OP Medium Cherry
- 3522 FC/OP Clear Maple
- 3592 FC/OP Blonde on Maple **E**
- 3702 FC/OP Clear Walnut
- 3712 FC/OP Natural Walnut
- 3752 FC/OP Medium Walnut **E**
- 3762 FC/OP Dark Walnut
- 3772 FC/OP Medium Mahogany on Walnut

Flat-Cut Open-Pore, Natural Veneer

- 3342 FC/OP Black Walnut
- 35A2 FC/OP Blanch Maple
- 37A2 FC/OP Thunder Walnut

Quarter-Cut Open-Pore

- 3042 QC/OP Ash **E**
- 3222 QC/OP Clear Maple
- 3292 QC/OP Blonde on Maple **E**
- 3302 QC/OP Clear Walnut
- 3312 QC/OP Natural Walnut
- 3352 QC/OP Medium Walnut **E**
- 3362 QC/OP Dark Walnut
- 3372 QC/OP Medium Mahogany on Walnut
- 3382 QC/OP Graphite Walnut

Quarter-Cut Open-Pore, Natural Veneer

- 32A2 QC/OP Blanch Maple
- 33A2 QC/OP Thunder Walnut
- 3392 QC/OP Black Walnut

Rift-Cut Open-Pore

- 3602 RC/OP Desert Oak

Rift-Cut Full-Fill, Natural Veneer

- 36A2 RC/OP Volcanic Oak

Wood Group 3

Flat-Cut Open-Pore, Natural Veneer

- 3082 FC/OP Washed Walnut

Wood Group 1

Open-Pore Planked Veneer

- 3P41 OP Planked Cherry
- 3P51 OP Planked Maple
- 3P61 OP Planked Oak
- 3P71 OP Planked Walnut
- 3VFX OP Unmarked Oak

Tip: Known for its uniqueness, planked veneer has intentional and natural variations that include, but are not limited to: character marks, grain pattern, color, and natural color aging.

Full-Fill

Full-fill finish is a medium-gloss finish that completely fills the grain texture, yet allows the grain pattern to be seen. The wood has a lustrous, satiny look, and it is smooth to the touch. This finish is available on the wood worksurface or field-installed top only.

Wood Group 2

Flat-Cut Full-Fill

- 3064 FC/FF Graphite Walnut **E**
- 3404 FC/FF Clear Cherry (Aged) **E**
- 3414 FC/FF Natural Cherry **E**
- 3424 FC/FF Medium Cherry **E**
- 3524 FC/FF Clear Maple **E**
- 3544 FC/FF Blonde on Maple **E**
- 3704 FC/FF Clear Walnut **E**
- 3714 FC/FF Natural Walnut **E**
- 3754 FC/FF Medium Walnut **E**
- 3764 FC/FF Dark Walnut **E**
- 3774 FC/FF Medium Mahogany on Walnut **E**

Flat-Cut Full-Fill, Natural Veneer

- 3734 FC/FF Black Walnut **E**

Quarter-Cut Full-Fill

- 3224 QC/FF Clear Maple **E**
- 3294 QC/FF Blonde on Maple **E**
- 3304 QC/FF Clear Walnut **E**
- 3314 QC/FF Natural Walnut **E**
- 3354 QC/FF Medium Walnut **E**
- 3364 QC/FF Dark Walnut **E**
- 3374 QC/FF Medium Mahogany on Walnut **E**
- 3384 QC/FF Graphite Walnut **E**

Quarter-Cut Full-Fill, Natural Veneer

- 3394 QC/FF Black Walnut **E**

Rift-Cut Full-Fill

- 3604 RC/FF Desert Oak **E**

Wood Group 3

Flat-Cut Full-Fill, Natural Veneer

- 3084 FC/FF Washed Walnut **E**

Premium Veneers

A selection of Premium veneers in this collection are available on most Steelcase brand products. The collection will be available as close to standard leadtimes as possible. However, because adequate supplies of veneer and solids must be secured, all orders will be scheduled individually. Leadtimes will vary based on Premium veneer and Premium solids availability at the time the order is placed. The collection is available as Wood Group 3 as part of our Select Surfaces program, and supported like standard veneers to make ordering easy. Please see the Steelcase surface materials section on village.steelcase.com for sample information and product line availability. All premium veneers are in clear-coat.

Wood Group 3

Quarter-Cut Open-Pore

- 3832 QC/OP Figured Anegre

Select Surfaces

Composite Veneer

Composite veneers are an engineered wood intended to create specific grain patterns and characteristics. They are pre-stained and finished with Steelcase's Clarity water-borne UV topcoat, which protects the environment while providing durability and clarity. Only open-pore finishes are available on composite wood. Composite veneer and matching edge bands are available on most Steelcase brand products. Composites, for use as a solid nosing substitute, are not available. Steelcase does not recommend mixing composite veneers with natural solid nosings because composite and natural wood grain and color matching are rarely compatible. Composite veneers are available as Wood Group 1 pricing as part of our Select Surfaces program.

E = Excluded

Surface Materials, continued

Composite Veneer Group 1

Composite Flat-Cut Open-Pore

- 3JDX FC/OP Oak Composite
- 3JXX FC/OP Walnut Composite
- 3LAX FC/OP Graphite on Oak Composite
- 3LCX FC/OP Medium Cherry on Cherry Composite

Composite Quarter-Cut Open-Pore

- 3F8X QC/OP European Walnut Composite
- 3GGX QC/OP Zebano Composite
- 3HGX QC/OP Oak Composite
- 3HVX QC/OP Walnut Composite
- 3LBX QC/OP Clear Walnut on Walnut Composite
- 3LDX QC/OP Natural Walnut on Walnut Composite
- 3ZNX QC/OP Night Cerused Oak Composite

Composite Veneer Group 2

Composite Flat-Cut Open-Pore

- 3LHX FC/OP Espresso on Walnut Composite

Composite Quarter-Cut Open-Pore

- 3LEX QC/OP Desert Oak on Oak Composite
- 3LGX QC/OP Chai on Walnut Composite
- 3LJX QC/OP Ebony on Walnut Composite

Plastic

Steelcase Surfaces

Applies to:

- 3 mm edge profile tables with High-Pressure Laminate

- 6000 Black
- 6009 Arctic White
- 6034 Natural Cherry
- 6036 Medium Cherry
- 6037 Winter on Maple
- 6038 Blonde on Maple **E**
- 6041 Natural Walnut **E**
- 6052 Milk
- 6053 Seagull
- 6169 Stone
- 6170 Mocha
- 61AA Persian Salt
- 61AB Rose
- 61AC Indigo
- 61AD Green Citrine **E**
- 61AE Dark Olivine
- 61AF Cloudy
- 6213 Acacia
- 6219 Clear Oak
- 6231 Graphite Walnut
- 6237 Clear Maple
- 6242 Virginia Walnut
- 6243 Blackwood
- 6245 Clear Walnut
- 6249 Platinum Solid
- 6271 Plywood
- 6527 Merle
- 6619 Ice **E**
- 6631 Cream **E**
- 6635 Dawn **E**
- 6636 Mist
- 6654 Sand
- 6655 Warm White
- 6695 Midnight
- 6697 Fog
- 6698 Fieldstone
- 66WA Grey Kingswood
- 66WB Planked Walnut
- 66WD Resolute Walnut
- 66WE Natural Recon
- 66WF Smoked Walnut
- 66WU Clay
- 66WV Chalk
- 6703 Ash Wenge
- 6704 Storm Wenge
- 6705 Bisque Wenge
- 6706 Clay Wenge
- 6707 Ash Noce
- 6708 Bisque Noce
- 6709 Clay Noce
- 6710 Storm Noce
- 6T02 Fawn Cypress
- 6T04 Saddle Oak
- 6T05 Veranda Teak
- 6T07 Walnut Heights
- 6T08 Aggregate
- 6T09 Gravel
- 6T10 Cement
- 6T12 Sheetrock

E = Excluded

Campfire

Tip: To see the rest of the Campfire Collection including Campfire Lounge, Pouf, Ottoman, and Wedges, please refer to the Seating Specification Guide.



Statement of Line 72

Understanding

Big Table	74
Mobile Storage Cabinet	76
Paper Table and Personal Table	77
Skate Table and Slim Table	78
Anchor Bracket	80

Specifying

Big Tables

Big Tables	81
Big Tables with Trough	82
Big Tables with Grommets	83
Big Tables—Half Depth	84
Table Accessories	85
Mobile Storage Cabinets	86

Occasional Tables

Paper Table and Accessories	87
Personal Table	89
Slim Table	90
Skate Table	92

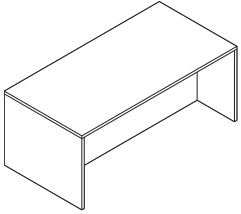
Accessories

Vertical Cord Cover	93
Receptacles	94
Anchor Bracket	95

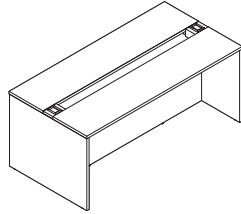
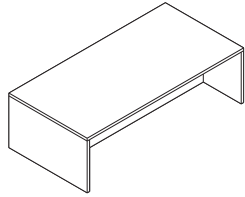
Surface Materials 96

Statement of Line

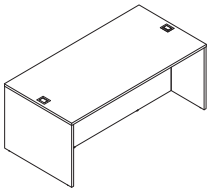
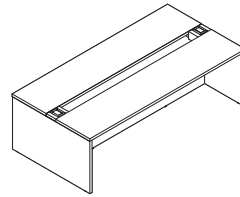
Big Tables



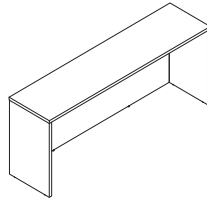
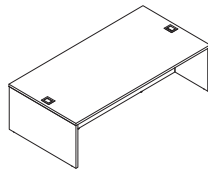
Big Tables
Understanding
▶ Page 74
Specifying
▶ Page 81



Big Tables with Trough
Understanding
▶ Page 74
Specifying
▶ Page 82



Big Tables with Grommets
Understanding
▶ Page 74
Specifying
▶ Page 83



Big Tables — Half Depth
Understanding
▶ Page 74
Specifying
▶ Page 84

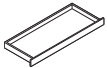
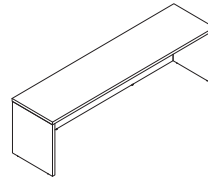
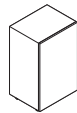


Table Drawer
Understanding
▶ Page 74
Specifying
▶ Page 85



Center Rail
Understanding
▶ Page 75
Specifying
▶ Page 85



Mobile Storage Cabinets
Understanding
▶ Page 76
Specifying
▶ Page 86

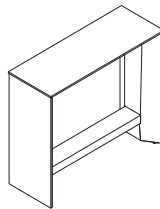
Occasional Tables



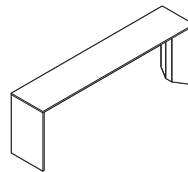
Paper Table
 Understanding
 ▶ Page 77
 Specifying
 ▶ Page 87



Personal Table
 Understanding
 ▶ Page 77
 Specifying
 ▶ Page 89



**Standing Height
 Slim Table**
 Understanding
 ▶ Page 78
 Specifying
 ▶ Page 90



Slim Table
 Understanding
 ▶ Page 78
 Specifying
 ▶ Page 91



Skate Table
 Understanding
 ▶ Page 78
 Specifying
 ▶ Page 92

Accessories



Accessories
 Understanding
 ▶ Page 75
 Specifying
 ▶ Page 93

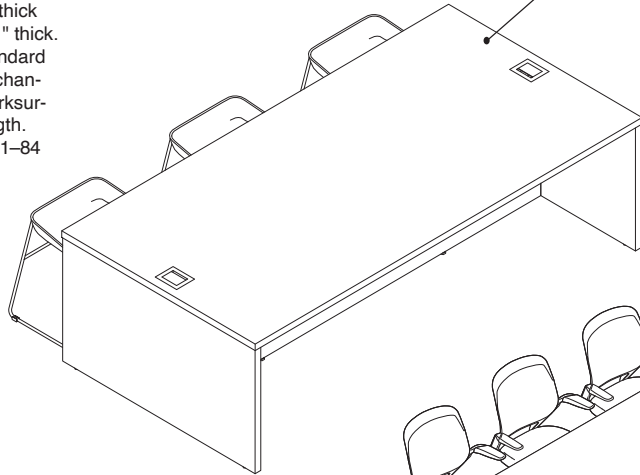


Accessories
 Understanding
 ▶ Page 80
 Specifying
 ▶ Page 95

Big Table

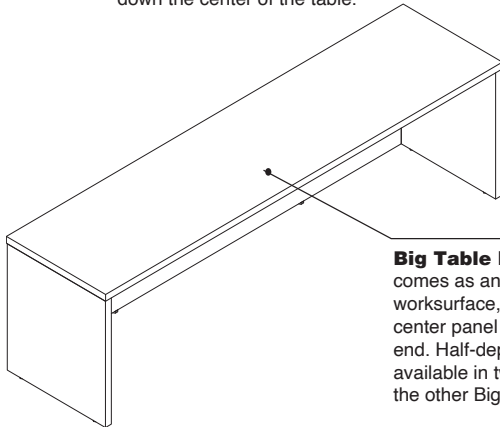
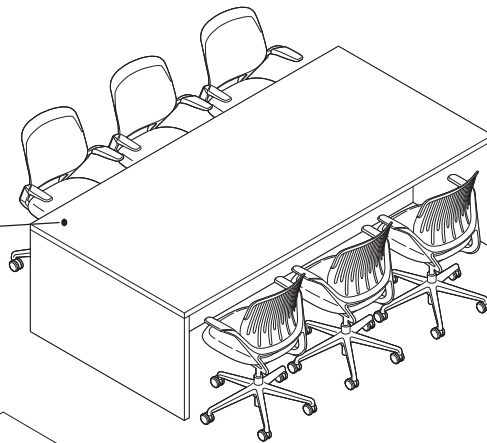
Big Tables are offered in Low-Pressure Laminate, High-Pressure Laminate, and veneer. Table tops and end panels are 1 3/8" thick and center panel is 1" thick. Table top comes standard with two reinforcing channels built into the worksurface for added strength.

► Specifying, pages 81–84



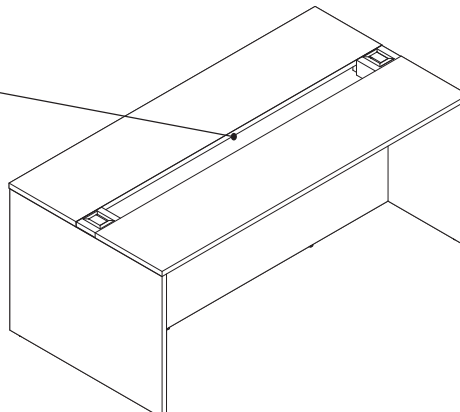
Big Tables are available at seating height of 28" high or standing height of 40" high.

Big Tables are available with an uninterrupted worksurface, uninterrupted worksurface with pop-up power, or Big Tables can be specified with a split worksurface top with a trough that runs down the center of the table.

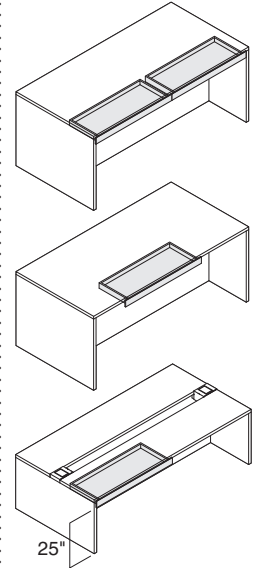


Big Table Half Depth comes as an uninterrupted worksurface, where the center panel is moved to the end. Half-depth tables are available in two heights like the other Big Tables.

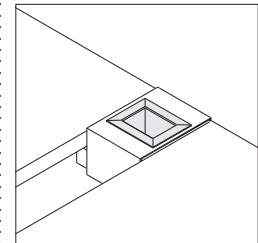
Big Table Trough has a 10" depth, with a 6" open inside the split worksurface and 2" open each side underneath the Big Table worksurface.



Product Details



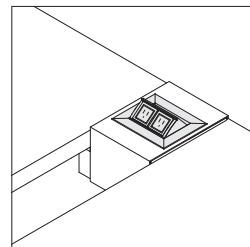
Low-Pressure Laminate Table Drawer is 3"D x 48"W, can be placed in three locations on either side of the Big Table and Big Table with Trough. Trough must be ordered separately. *Tip: When used on a 28"H Big Table knee clearance will be reduced by 3".*



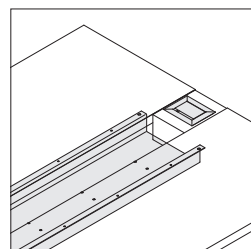
Flip grommets come standard on each end of Big Table with Trough when power is not optioned.

Actual Dimensions

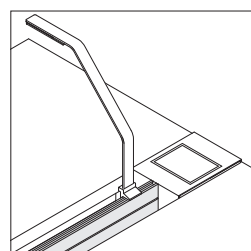
Depth	24" or 48"
Width	96"
Height	28" or 40"



Two Receptacles for power (TS4TPWR) are available in place of the standard grommet on each end.

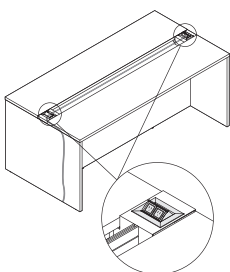


Big Table trough is a painted platinum open steel technology tray that allows for cable management. Either end of the trough comes standard with grommet that has a flip-top panel for access to route cables. Trough comes standard on split worksurface.

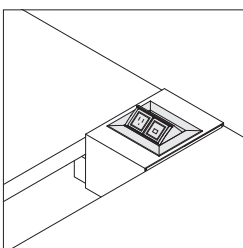


Optional anodized aluminum table Center Rail installs in the table trough and allows for SOTO rail accessories. Can be ordered separately.

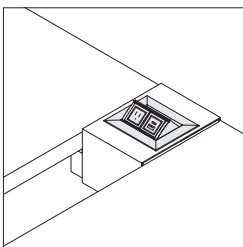
Wiring and Cabling



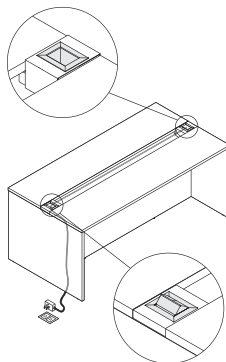
Dual power, data, and USB solutions are available as a standard option or field installed. 15-amp, one-circuit power solution with a 10' cord is standard. **TS4TPWR**, **TS4TPWRD**, and **TS4TPWRUSB** require one building outlet and provide four user outlets. When ordering data **TS4TPWRD**, user will get one outlet and one data opening on each end.



One receptacle and one data (TS4TPWRD) are available in place of the standard grommet on each end.
Tip: Includes open data port. Communication voice/data jacks are customer provided.



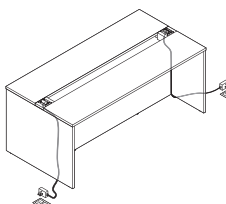
One receptacle and one USB A+C 20W (TS4TPWRUSB) are available in place of the standard grommet on each end.



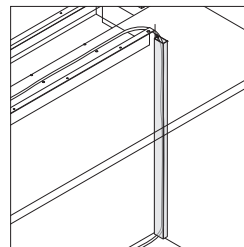
Single power, data, and USB solutions are also available for field installation. They replace one of the standard grommets. 15-amp, one-circuit power solution with a 10' cord is standard. **TS4TPWR1** and **TS4TPWRD1** provide a lower cost solution that requires one building outlet and provides two user outlets. When ordering data **TS4TPWRD1**, user will get one outlet and one data opening.

Two receptacle (TS4TPWR1) replaces one of the standard grommets.

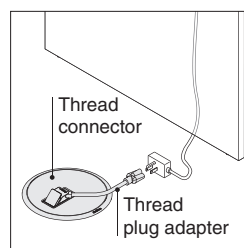
One receptacle/one data (TS4TPWRD1) replaces one of the standard grommets.



When using two single power, data, and USB solutions, a second building outlet is required.



Vertical Cord Covers (TS4TVWM28 and TS4TVWM40) come in two heights, 28"H and 40"H. Vertical Cord Covers are used to route electrical cords vertically on Big Table with Trough.



Thread Power Application

When using Thread power solutions in conjunction with Big Table power, please specify the following Thread power options to create a connection for Big Table power options to Thread power system:

- **Thread connector (PFLCNCTR)** Please note there are one-door and two-door options available.
 - **Thread plug adapter (PFLADPTR)** Thread plug adapter is needed to connect Big Table power plug to Thread power system.
- ▶ See *Architectural Solutions Specification Guide*.

Surface Materials

Big Table

- Low-Pressure Laminate
- High-Pressure Laminate
- Veneer

Table Drawer

- Low-Pressure Laminate

Big Table Trough

- 4799 Platinum Metallic

Electrical/communication components

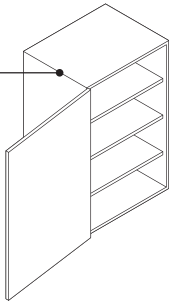
- Paint

Vertical wire management

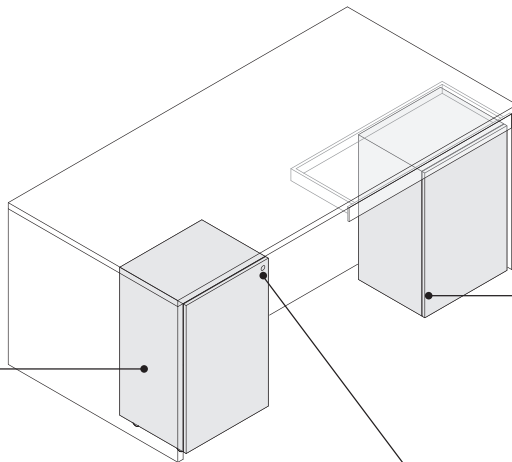
- Black plastic

Mobile Storage Cabinet

Mobile Storage Cabinets are offered as left-hand or right-hand units in Low-Pressure Laminate with two adjustable shelves. ▶ Specifying, page 86



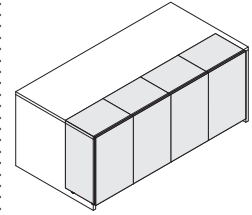
Storage Cabinets can be used with 40"H Big Tables and Big Tables with Trough or as freestanding storage units.



Mobile Storage Cabinets ship standard with casters. When Mobile Storage Cabinets are intended to be used underneath a Table Drawer, the glide option will need to be selected to provide enough clearance underneath the drawer.

Storage Cabinets have an optional front-removable lock.

Product Details



Up to four Mobile Storage Cabinets can fit up to four per side underneath a Big Table.

Cabinet Stop Brackets are available through Service Parts (TS4C025SR) to assure that the cabinets are aligned with the Big Table edge.

Surface Materials

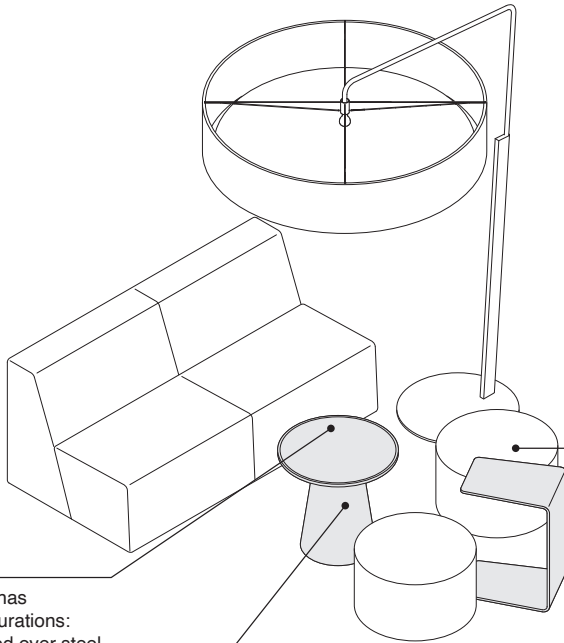
Mobile Storage Cabinets

- Low-Pressure Laminate

Actual Dimensions

Depth	18½"
Width	23"
Height (with casters)	38"
Height (with glides)	35"

Paper Table and Personal Table



Paper Table has three top configurations:

- Paper (installed over steel table top tray)
- Glass (installed over steel table top tray)
- Steel table top tray

► Specifying, page 87

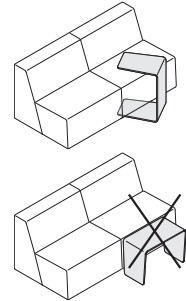
Paper Table is constructed with laminate base, plastic rotating table top, and steel table top tray.

Personal Table is made from bent poplar wood with a natural edge finish. It nests underneath Campfire Lounges and can be used for a writing surface or laptop.

Tip: The Personal Table is not intended to be sat or stood on.

► Specifying, page 89

Product Details



Personal Table is designed to be used in the vertical position only.

Surface Materials

Paper Table base

- High-Pressure Laminate
- 2535 Virginia Walnut
- 2536 Blackwood
- 2538 Clear Walnut
- 2HAK Clear Oak

Paper Table rotating table top

- Plastic: arctic white

Paper Table top tray

- Steel: arctic white paint

Personal Table

- High-Pressure Laminate:
 - 2535 Virginia Walnut
 - 2730 Arctic White
 - 2HAT Acacia
- Open Line laminate

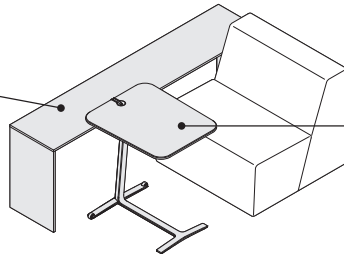
Actual Dimensions

	Personal Table	Paper Table
Depth	19½"	25"
Width	14"	25"
Height	26"	22½"

Skate Table and Slim Table

Slim Table serves as a functional anchor at a lounge setting, providing space definition, surface for piling, and distributing power for technology.

► Specifying, page 91



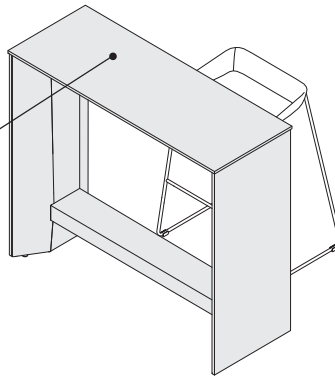
Skate Table is constructed of a painted steel base with 1/2" top in High-Pressure Laminate (HPL).

Tip: The Skate Table is not intended to be sat on or stood on, because of these limitations it might not be appropriate for education applications.

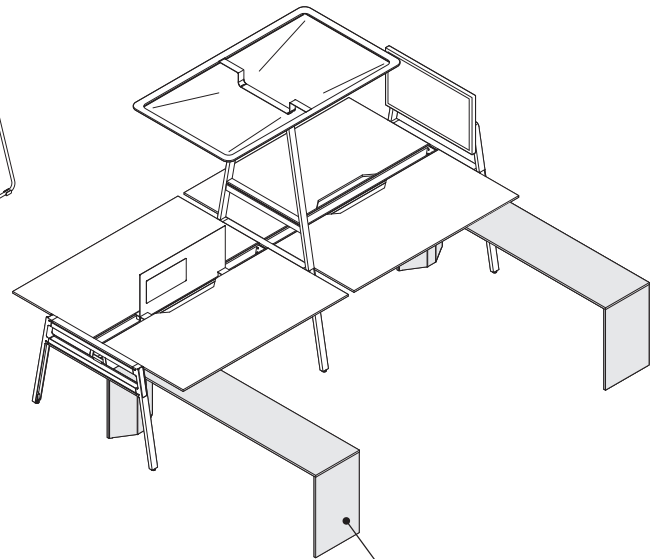
► Specifying, page 92

Standing Height Slim Table works in any environment: as a space divider, at the end of a bench run, in front of a meeting room, near a classroom, or as a stand-alone piece. Its shallow width maximizes available real estate.

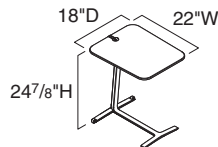
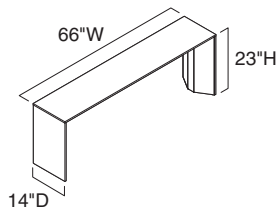
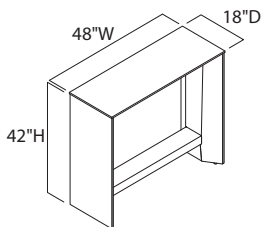
► Specifying, page 90



Standing Height Slim Table is constructed of a painted steel frame with 1/2" top and side panels in Low-Pressure Laminate (LPL), High-Pressure Laminate (HPL), or select veneers.



Slim Table is constructed of a painted steel frame with 1/2" top and side panels in Low-Pressure Laminate (LPL), High-Pressure Laminate (HPL), or select veneers.

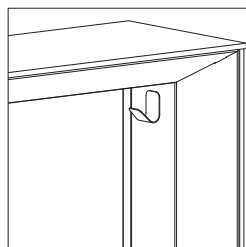


Actual Dimensions

	Standing Height Slim Table	Slim Table	Skate Table
Depth	18"	14"	18"
Width	48" or 60"	66"	22"
Height	42"	23"	24 ⁷ / ₈ "
Weight	109 lbs. or 121 lbs.	43 ¹ / ₂ lbs.	10 ¹ / ₂ lbs.

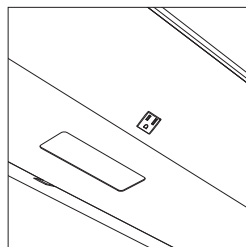
Product Details

Standing Height Slim Table serves as a short-term workstation and supports a breadth of applications.



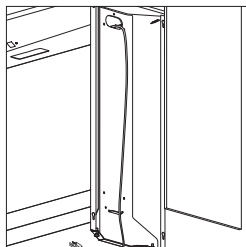
Standing Height Slim Table has built-in power on each side that keeps devices charged, and bag hooks provide a space for personal belongings.

The integrated footshelf facilitates a shift in weight for comfort and well-being, and can be specified with contrasting paint.

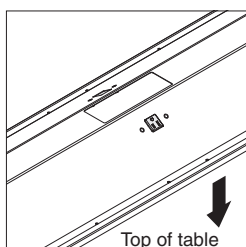


Standing Height Slim Table comes equipped with two receptacles in the middle of each side of the table, with various configurations available:

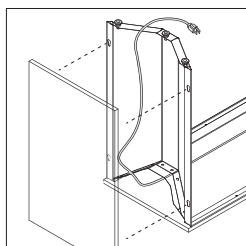
- Standard: two simplex receptacles
- Power + USB-A: one simplex receptacle and one simplex receptacle with dual USB-A
- Power + USB-C: one simplex receptacle and one simplex receptacle with one USB C port



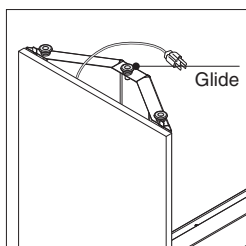
The power cord has approximately 66" (5½') of length from the bottom of the Standing Height Slim Table to reach a power outlet.



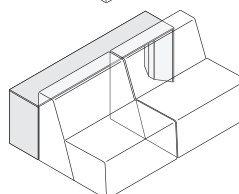
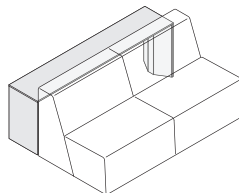
Slim Table comes equipped standard with two platinum simplex 15-amp power receptacles in the middle of each side of the table.



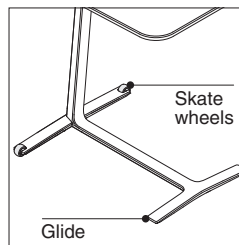
The power cord has 78" (6½ feet) of length from the bottom of the Slim Table to reach a power outlet.



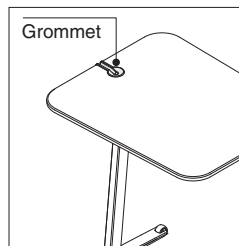
Glides are self leveling, three on either side of the Slim Table and are not adjustable.



The Slim Table's 66" width fits perfectly behind a Big Lounge or two Half Lounges.



Skate Table comes equipped with two hard plastic glides on the front of the table base, but also two skate wheels on the back of the table base for easy maneuvering.



Skate Table has a Merle plastic grommet to manage cords when powering technology.

Surface Materials

Slim Table

- Low-Pressure Laminate
- High-Pressure Laminate
- Veneer

Skate Table

- High-Pressure Laminate

Slim Table and Skate Table

- Paint

Standing Height Slim Table footshelf

- Paint

Skate Table grommet

- 6527 Merle

Footrest band

- 6009 Arctic White
- 6333 Picasso
- 6335 Wasabi
- 6338 Chili
- 6527 Merle

High-Pressure Laminate edge

- Plastic

Weight Capacities

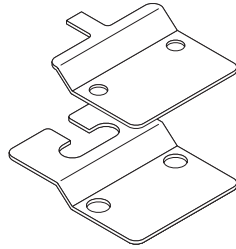
Standing Height Slim Table: 240 pounds

Slim Table: 240 pounds

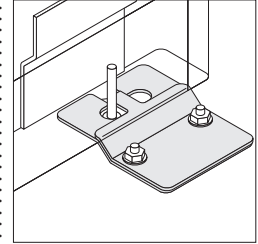
Skate Table: 40 pounds

Anchor Bracket

► Specifying, page 95



Connections



Attaches to the panel glide located at the base of a panel.

Anchors a panel to the floor at the power entry point, such as a power pole or base power-in connection, to prevent panel movement and possible electrical wire damage.

Surface Materials

Anchor bracket

- Black paint only

Application Topics

Breakaway base power-in may eliminate the need for an anchor bracket on a powered panel if the panel is 65"H or shorter.

Big Tables

Big Tables

Standard Includes	Required to Specify
<ul style="list-style-type: none"> ▶ Need help? Product details, page 74 • 1 3/8"-thick worksurface center and end panel: Low-Pressure Laminate • 3 mm radius edge band on top sides: default color to match laminate • 1 mm radius edge band vertical: default color to match laminate • Adjustable leveling glides • Shipped ready to assemble 	<ul style="list-style-type: none"> 1 Style number 2 Low-Pressure Laminate color number for table top, center, and end panel 3 Options, if selected (see below) ▶ See <i>Surface Materials</i>, page 96.

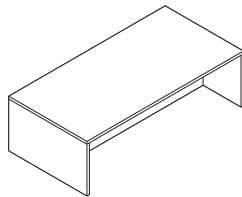
For laminate group 2 and 3 pricing, please refer to the electronic catalog or SmartTools.

Tip: Contrasting finishes are limited to the primary finish (Low-Pressure Laminate with contrasting Low-Pressure Laminate, High-Pressure Laminate with contrasting High-Pressure Laminate, or veneer with contrasting veneer).

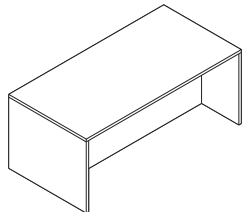
Options	U.S. Price		Required to Specify	
Surface Materials	High-Pressure Laminate	28"H	40"H	Specify High-Pressure Laminate color number. Specify High-Pressure Laminate color number. Specify High-Pressure Laminate color number. ▶ See <i>Surface Materials Reference Manual</i> .
	• High-Pressure Laminate price group 1	+\$ 943	+\$1062	
	• High-Pressure Laminate price group 2	See information at left		
	• High-Pressure Laminate price group 3	See information at left		
• Open Line laminate	+\$ 111 plus cost of laminate	+\$ 111 plus cost of laminate		
	Composite veneer	28"H	40"H	Specify composite veneer color number. Specify composite veneer color number.
	• Composite veneer group 1	+\$2500	+\$2627	
	• Composite veneer group 2	+\$2965	+\$3110	
	Wood veneer	28"H	40"H	Specify wood color number. Specify wood color number. Specify wood color number.
	• Wood group 1	+\$2750	+\$2890	
	• Wood group 2	+\$3261	+\$3421	
	• Wood group 3	+\$3625	+\$3785	
Modesty Panel	• Contrasting modesty panel	+\$ 165		Specify <i>with contrasting modesty panel</i> and indicate color number.
Related Products	• Mobile Storage Cabinets • Table Drawer			▶ Page 86 ▶ Page 85

Specification Information

• Dimensions			• Style	• U.S.
D	W	H	Number	Base Price
48"	96"	28"	TS4TL28	\$3146



48"	96"	40"	TS4TL40	\$3517
-----	-----	-----	----------------	--------



Big Tables, continued

Big Tables with Trough

Tip: When using Thread solutions in conjunction with Big Table power options, please specify a Thread power adapter (PFLADPTR) and a Thread connector (PFLCNCTR).
 ▶ See Architectural Solutions Specification Guide

Standard Includes	Required to Specify
▶ Need help? Product details, page 74 • 1 3/8"-thick worksurface center and end panel: Low-Pressure Laminate • 3 mm radius edge band on top sides: default color to match laminate • 1 mm radius edge band vertical: default color to match laminate • Technology trough: 4799 Metallic Platinum • Grommet on each end of trough: paint • Adjustable leveling glides • Shipped ready to assemble	1 Style number 2 Low-Pressure Laminate color number for table top, center, and end panel 3 Paint color number for grommet 4 Options, if selected (see below) ▶ See <i>Surface Materials</i> , page 96.

Tip: Trough is 10" in diameter.

For laminate group 2 and 3 pricing, please refer to the electronic catalog or SmartTools.

Options	U.S. Price		Required to Specify	
Surface Materials	High-Pressure Laminate	28"H	40"H	Specify High-Pressure Laminate color number. Specify High-Pressure Laminate color number. Specify High-Pressure Laminate color number. ▶ See <i>Surface Materials Reference Manual</i> .
	• High-Pressure Laminate price group 1	+\$ 802	+\$ 915	
	• High-Pressure Laminate price group 2	See information at left		
	• High-Pressure Laminate price group 3	See information at left		
• Open Line laminate	+\$ 111 plus cost of laminate	+\$ 111 plus cost of laminate		

Composite veneer	28"H	40"H	Specify composite veneer color number. Specify composite veneer color number.
	• Composite veneer group 1	+\$2364	
• Composite veneer group 2	+\$2860	+\$2998	

Wood veneer	28"H	40"H	Specify wood color number. Specify wood color number. Specify wood color number.	
	• Wood group 1	+\$2601		+\$2734
	• Wood group 2	+\$3146		+\$3298
• Wood group 3	+\$3514	+\$3665		

Paint	28"H	40"H	Specify paint color number. Specify paint color number. Specify paint color number.	
	• Paint price group 1	No cost		
	• Paint price group 2	+\$ 25		
	• Paint price group 3	+\$ 38		

Modesty Panel	• Contrasting modesty panel	+\$ 165	Specify with <i>contrasting modesty panel</i> and indicate color number.
----------------------	-----------------------------	---------	--

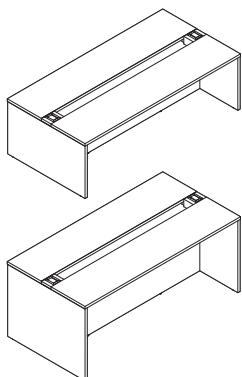
Receptacles	• Pop-up receptacle: set of 2 power on each end	+\$1174	Specify with <i>2 power receptacle</i> and specify paint color number. Specify with <i>1 power/1 data receptacle</i> and specify paint color number. Specify with <i>1 power/1 USB A+C 20W</i> and specify paint color number.
	• Pop-up receptacle: set of 1 power, 1 data on each end	+\$1174	
	• Pop-up receptacle: set of 1 power, 1 USB A+C 20W at each end	+\$1349	

Center Rail	• Anodized aluminum	+\$ 446	Specify with <i>center rail</i> .
--------------------	---------------------	---------	-----------------------------------

Related Products	• Mobile Storage Cabinets	▶ Page 86
	• Table Drawer	▶ Page 85
	• Receptacles	▶ Page 94

Specification Information

• Dimensions			• Style	• U.S. Base
D	W	H	Number	Price
48"	96"	28"	TS4TLT28	\$3773
48"	96"	40"	TS4TLT40	\$4154



Big Tables with Grommets

Tip: If power is desired, make sure to specify one of the receptacle options. The standard Big Table with Grommets comes with an insert to cover the cutout and does not provide power.

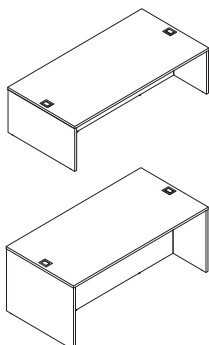
Standard Includes	Required to Specify
<ul style="list-style-type: none"> ▶ Need help? Product details, page 74 • 1$\frac{3}{8}$"-thick worksurface center and end panel: Low-Pressure Laminate • 3 mm radius edge band on top sides: default color to match laminate • 1 mm radius edge band vertical: default color to match laminate • Grommet on each end of trough: paint • Adjustable leveling glides • Shipped ready to assemble 	<ol style="list-style-type: none"> 1 Style number 2 Low-Pressure Laminate color number for table top, center, and end panel 3 Paint color number for grommet 4 Options, if selected (see below) <p>▶ See <i>Surface Materials</i>, page 96.</p>

For laminate group 2 and 3 pricing, please refer to the electronic catalog or SmartTools.

Options	U.S. Price		Required to Specify	
Surface Materials	High-Pressure Laminate	28"H	40"H	
• High-Pressure Laminate price group 1	+\$ 878	+\$ 994		Specify High-Pressure Laminate color number.
• High-Pressure Laminate price group 2	See information at left			Specify High-Pressure Laminate color number.
• High-Pressure Laminate price group 3	See information at left			Specify High-Pressure Laminate color number.
• Open Line laminate	+\$ 111 plus cost of laminate	+\$ 111 plus cost of laminate		▶ See <i>Surface Materials Reference Manual</i> .
	Composite veneer	28"H	40"H	
• Composite veneer group 1	+\$2438	+\$2559		Specify composite veneer color number.
• Composite veneer group 2	+\$2916	+\$3056		Specify composite veneer color number.
	Wood veneer	28"H	40"H	
• Wood group 1	+\$2682	+\$2816		Specify wood color number.
• Wood group 2	+\$3207	+\$3362		Specify wood color number.
• Wood group 3	+\$3573	+\$3726		Specify wood color number.
	Paint			
• Paint price group 1	No cost			Specify paint color number.
• Paint price group 2	+\$ 25			Specify paint color number.
• Paint price group 3	+\$ 38			Specify paint color number.
Modesty Panel	• Contrasting modesty panel	+\$ 165		Specify with <i>contrasting modesty panel</i> and indicate color number.
Receptacles	• Pop-up receptacle: set of 2 power on each end	+\$1174		Specify with <i>2 power receptacle</i> and specify paint color number.
	• Pop-up receptacle: set of 1 power, 1 data on each end	+\$1174		Specify with <i>1 power/1 data receptacle</i> and specify paint color number.
	• Pop-up receptacle: set of 1 power, 1 USB A+C 20W at each end	+\$1349		Specify with <i>1 power/1 USB A+C 20W</i> and specify paint color number.
Related Products	• Mobile Storage Cabinets			▶ Page 86
	• Table Drawer			▶ Page 85
	• Receptacles			▶ Page 94

Tip: Contrasting finishes are limited to the primary finish (Low-Pressure Laminate with contrasting Low-Pressure Laminate, High-Pressure Laminate with contrasting High-Pressure Laminate, or veneer with contrasting veneer).

Tip: Pop-up receptacles come with a 10' cord.



Specification Information

Dimensions			Style	U.S.
D	W	H	Number	Base Price
48"	96"	28"	TS4TLP28	\$3456
48"	96"	40"	TS4TLP40	\$3833

Big Tables, continued

Big Tables—Half Depth

Standard Includes		Required to Specify
<ul style="list-style-type: none"> ▶ Need help? Product details, page 74 	<ul style="list-style-type: none"> • 1 3/8"-thick worksurface center and end panel: Low-Pressure Laminate • 3 mm radius edge band on top sides: default color to match laminate • 1 mm radius edge band vertical: default color to match laminate • Adjustable leveling glides • Shipped ready to assemble 	<ul style="list-style-type: none"> 1 Style number 2 Low-Pressure Laminate color number for table top, center, and end panel 3 Options, if selected (see below) ▶ See <i>Surface Materials</i>, page 96.

Tip: Big Tables—Half Depth use the center panel at the end (not in the center like the other Big Tables).

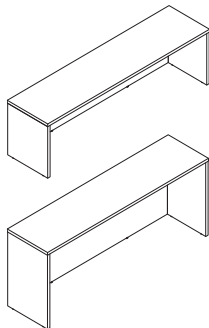
For laminate group 2 and 3 pricing, please refer to the electronic catalog or SmartTools.

Tip: Contrasting finishes are limited to the primary finish (Low-Pressure Laminate with contrasting Low-Pressure Laminate, High-Pressure Laminate with contrasting High-Pressure Laminate, or veneer with contrasting veneer).

Options	U.S. Price		Required to Specify	
Surface Materials	High-Pressure Laminate	28"H	40"H	
• High-Pressure Laminate price group 1		+\$ 708	+\$ 789	Specify High-Pressure Laminate color number.
• High-Pressure Laminate price group 2		See information at left		Specify High-Pressure Laminate color number.
• High-Pressure Laminate price group 3		See information at left		Specify High-Pressure Laminate color number.
• Open Line laminate		+\$ 111 plus cost of laminate	+\$ 111 plus cost of laminate	▶ See <i>Surface Materials Reference Manual</i> .
	Composite veneer	28"H	40"H	
• Composite veneer group 1		+\$2225	+\$2333	Specify composite veneer color number.
• Composite veneer group 2		+\$2666	+\$2799	Specify composite veneer color number.
	Wood veneer	28"H	40"H	
• Wood group 1		+\$2448	+\$2566	Specify wood color number.
• Wood group 2		+\$2933	+\$3078	Specify wood color number.
• Wood group 3		+\$3297	+\$3444	Specify wood color number.
Modesty Panel	• Contrasting modesty panel	+\$ 165		Specify <i>with contrasting modesty panel</i> and indicate color number.
Related Products	• Mobile Storage Cabinets			▶ Page 86
	• Table Drawer			▶ Page 85
	• Receptacles			▶ Page 94

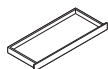
Specification Information

Dimensions			Style Number	U.S. Base Price
D	W	H		
24"	96"	28"	TS4TLH28	\$2589
24"	96"	40"	TS4TLH40	\$3144



 **For Canadian Pricing**
Multiply U.S. Price by the Canadian price factor.
▶ See page 1 for details.

Table Drawer



Tip: If Mobile Storage Cabinet is used underneath a Table Drawer, Storage Cabinet will require the glide option instead of casters in order to clear the Table Drawers.

Standard Includes		Required to Specify
▶ Need help? Product details, page 74	<ul style="list-style-type: none"> • Drawer: Low-Pressure Laminate • Black laminate drawer interior • Attachment hardware 	1 Style number 2 Low-Pressure Laminate color number for drawer ▶ See <i>Surface Materials</i> , page 96.

Related Products	
<ul style="list-style-type: none"> • Big Table • Big Table with Trough 	▶ Page 81 ▶ Page 82

Specification Information				
• Dimensions			• Style	• U.S.
D	W	H	Number	Price
18"	46"	3"	TS4TLDRW	\$677

Center Rail



Standard Includes		Required to Specify
▶ Need help? Product details, page 75	<ul style="list-style-type: none"> • Rail: anodized aluminum • Attachment hardware 	Style number

Related Products	
<ul style="list-style-type: none"> • Big Table with Trough 	▶ Page 82

Specification Information				
• Dimensions			• Style	• U.S.
D	W	H	Number	Price
3¼"	80"	4½"	TS4TRAIL	\$464



For Canadian Pricing

Multiply U.S. Price by the Canadian price factor.

▶ See page 1 for details.

Mobile Storage Cabinets

Tip: Order a Cabinet Stop Bracket (**TS4C025SR**), available through Service Parts, to assure that the cabinets are aligned with the Big Table edge.

Tip: Remember to specify lock cylinder and key.

▶ Lock and Keying, page 574

Standard Includes	Required to Specify
<ul style="list-style-type: none"> ▶ Need help? Product details, page 76 • Mobile Storage Cabinet: Low-Pressure Laminate • Two, height-adjustable shelves • Casters • Shipped assembled 	<ul style="list-style-type: none"> 1 Style number 2 Low-Pressure Laminate color number for Storage Cabinet 3 Options, if selected (see below) ▶ See <i>Surface Materials</i>, page 96.

Options	U.S. Price	Required to Specify
Lock <ul style="list-style-type: none"> • 9201 Polished Chrome • 9250 Ember Chrome 	<ul style="list-style-type: none"> +\$178 +\$178 	<ul style="list-style-type: none"> Specify with <i>9201 Polished Chrome</i>. Specify with <i>9250 Ember Chrome</i>.
Glides <ul style="list-style-type: none"> • Glides 	<ul style="list-style-type: none"> No cost 	<ul style="list-style-type: none"> Specify with <i>glides</i>.
Related Products <ul style="list-style-type: none"> • Big Tables • Big Tables with Trough 		<ul style="list-style-type: none"> ▶ Page 81 ▶ Page 82

Specification Information				
Dimensions			Style	U.S.
D	W	H	Number	Base Price

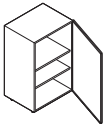
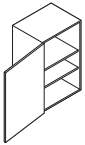
Storage Cabinets

Left-hand

18½"	23"	38"	TS4TSLH	\$1666
------	-----	-----	----------------	--------

Right-hand

18½"	23"	38"	TS4TSRH	\$1666
------	-----	-----	----------------	--------



For Canadian Pricing

Multiply U.S. Price by the Canadian price factor.

▶ See page 1 for details.

Paper Table and Accessories

Paper Table



Tip: If glass option is selected, standard stack of paper will be omitted.

	Standard Includes	Required to Specify
▶ Need help? Product details, page 77	<ul style="list-style-type: none"> Table base: High-Pressure Laminate Plastic rotating table top: arctic white Steel table top tray: arctic white Stack of paper: 44 sheets Shipped assembled 	1 Style number 2 High-Pressure Laminate color number for table base: <ul style="list-style-type: none"> 2535 Virginia Walnut 2536 Blackwood 2538 Clear Walnut 2HAK Clear Oak 3 Options, if selected (see below) ▶ See <i>Surface Materials</i> , page 96.

	Options	U.S. Price	Required to Specify
Paper	<ul style="list-style-type: none"> Omit paper 	-\$206	Specify <i>with omit paper</i> .
Glass	<ul style="list-style-type: none"> Glass 	+\$ 28	Specify <i>with glass</i> .
Related Products	<ul style="list-style-type: none"> Paper Glass 		▶ See below ▶ Page 88

Specification Information				
Dimensions			Style	U.S.
D	W	H	Number	Base Price
25"	25"	22½"	TS4TPT	\$1653

Paper



	Standard Includes	Required to Specify
▶ Need help? Product details, page 77	<ul style="list-style-type: none"> Paper: 44 sheets per stack 	Style number

Related Products
<ul style="list-style-type: none"> Paper Table ▶ See above

Specification Information		
Style Number	Quantity	U.S. Price
TS4TPTP	1 stack	\$206
TS4TPTP4	4 stacks	\$417
TS4TPTP6	6 stacks	\$581

 **For Canadian Pricing**
 Multiply U.S. Price by the Canadian price factor.
 ▶ See page 1 for details.

Glass



Tip: Glass top can be used as a markerboard surface.

Standard Includes **Required to Specify**

- | | | |
|---|--|--|
| <ul style="list-style-type: none"> ▶ Need help? Product details, page 77 | <ul style="list-style-type: none"> • Tempered glass | <ul style="list-style-type: none"> Style number |
|---|--|--|

Related Products

- Paper Table
- ▶ Page 87

Specification Information

• Style Number	• U.S. Price
TS4TPTG	\$251



For Canadian Pricing
 Multiply U.S. Price by the Canadian price factor.
 ▶ See page 1 for details.

Personal Table



Tip: The Personal Table is not intended for seating purposes, and has a load limit of 40 pounds.

Tip: When ordering Open Line laminate patterns, patterns will not align between tables.

Standard Includes		Required to Specify
<ul style="list-style-type: none"> ▶ Need help? Product details, page 77 	<ul style="list-style-type: none"> • Personal Table: High-Pressure Laminate 	<ol style="list-style-type: none"> 1 Style number 2 High-Pressure Laminate color number for table: <ul style="list-style-type: none"> 2535 Virginia Walnut 2730 Arctic White 2HAT Acacia 3 Options, if selected (see below) <ul style="list-style-type: none"> ▶ See <i>Surface Materials</i>, page 96.

Options	U.S. Price	Required to Specify
Top <ul style="list-style-type: none"> • Open Line laminate 	+\$111 plus cost of laminate	<ul style="list-style-type: none"> ▶ See <i>Surface Materials Reference Manual</i>.

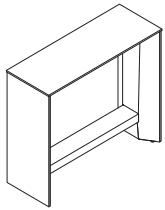
Specification Information				
Dimensions			Style Number	U.S. Base Price
D	W	H		
19½"	14"	26"	TS4TWP	\$742



 **For Canadian Pricing**
 Multiply U.S. Price by the Canadian price factor.
 ▶ See page 1 for details.

Slim Table and Skate Table

Standing Height Slim Tables



Standard Includes	Required to Specify
<ul style="list-style-type: none"> ▶ Need help? Product details, page 78 • ½" thick top and sides: Low-Pressure Laminate • Edge band on top and sides: plastic • Steel frame and footshelf: paint • Two simplex receptacles: plastic • 15-amp power cord: black plastic • Bag hook on inside of each leg frame • Glides • Shipped ready to assemble 	<ol style="list-style-type: none"> 1 Style number 2 Low-Pressure Laminate color number for top and sides 3 Plastic color number for edge band 4 Paint color number for steel frame 5 Paint color number for footshelf 6 Plastic color number for simplex receptacles: <ul style="list-style-type: none"> 6009 Arctic White 6249 Platinum Solid 6527 Merle 7 Options, if selected (see below) <p>▶ See <i>Surface Materials</i>, page 96.</p>

For laminate group 2 and 3 pricing, please refer to the electronic catalog or SmartTools.

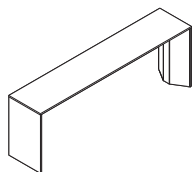
Options		U.S. Price		Required to Specify
Surface Materials	Top and sides	48"W	60"W	
	<ul style="list-style-type: none"> • High-Pressure Laminate price group 1 • High-Pressure Laminate price group 2 • High-Pressure Laminate price group 3 • Open Line laminate 	+\$449	+\$ 513	Specify High-Pressure Laminate color number.
	<ul style="list-style-type: none"> • Composite veneer group 1 • Composite veneer group 2 • Wood group 1 • Wood group 2 • Wood group 3 	See information at left	See information at left	Specify High-Pressure Laminate color number.
		+\$111 plus cost of laminate	+\$ 111 plus cost of laminate	▶ See <i>Surface Materials Reference Manual</i> .
		+\$771	+\$ 889	Specify composite veneer color number.
		+\$848	+\$ 966	Specify composite veneer color number.
		+\$771	+\$ 889	Specify wood color number.
		+\$855	+\$ 973	Specify wood color number.
		+\$937	+\$1055	Specify wood color number.
Edge (High-Pressure Laminate only)				
	<ul style="list-style-type: none"> • Plastic 	No cost	No cost	Select plastic color number.
Frame				
	<ul style="list-style-type: none"> • Paint price group 1 • Paint price group 2 • Paint price group 3 	No cost	No cost	Specify paint color number.
		+\$ 87	+\$ 93	Specify paint color number.
		+\$178	+\$ 196	Specify paint color number.
Footshelf				
	<ul style="list-style-type: none"> • Paint price group 1 • Paint price group 2 • Paint price group 3 	No cost	No cost	Specify paint color number.
		+\$ 31	+\$ 31	Specify paint color number.
		+\$ 80	+\$ 80	Specify paint color number.
Power Schematic	<ul style="list-style-type: none"> • Two power • One power and one dual USB A • One power and one USB C 	No cost	No cost	Specify <i>with 2 power</i> .
		+\$223	+\$ 223	Specify <i>with 1 power and 1 dual USB A</i> .
		+\$370	+\$ 370	Specify <i>with 1 power and 1 USB C</i> .

Specification Information				
Dimensions			Style Number	U.S. Base Price
D	W	H		
18"	48"	42"	TS4TPSTS48	\$2343
18"	60"	42"	TS4TPSTS60	\$2659



For Canadian Pricing
Multiply U.S. Price by the Canadian price factor.
▶ See page 1 for details.

Slim Table



Standard Includes	Required to Specify
<ul style="list-style-type: none"> ▶ Need help? Product details, page 78 • 1/2" thick top and sides: Low-Pressure Laminate • Edge band on top and sides: plastic • Steel frame: paint • Two simplex receptacles: plastic • 15-amp power cord: black plastic • Glides • Shipped ready to assemble 	<ol style="list-style-type: none"> Style number Low-Pressure Laminate color number for top and sides Plastic color number for edge band Paint color number for steel frame Plastic color number for simplex receptacles: <ul style="list-style-type: none"> 6009 Arctic White 6249 Platinum Solid 6527 Merle Options, if selected (see below) <ul style="list-style-type: none"> ▶ See <i>Surface Materials</i>, page 96.

For laminate group 2 and 3 pricing, please refer to the electronic catalog or SmartTools.

Tip: High-Pressure Laminate requires plastic on edge.

Tip: High-Pressure Laminate on the Campfire Slim Table and Campfire Skate Table will be shipped in 20 business days after receipt of a clean order. Products are typically delivered within 25 business days.

Options	U.S. Price	Required to Specify
Surface Materials <ul style="list-style-type: none"> • High-Pressure Laminate price group 1 • High-Pressure Laminate price group 2 • High-Pressure Laminate price group 3 • Open Line laminate • Composite veneer group 1 • Composite veneer group 2 • Wood group 1 	<ul style="list-style-type: none"> +\$290 See information at left See information at left +\$111 plus cost of laminate +\$632 +\$709 +\$632 	<ul style="list-style-type: none"> Specify High-Pressure Laminate color number. Specify High-Pressure Laminate color number. Specify High-Pressure Laminate color number. ▶ See <i>Surface Materials Reference Manual</i>. Specify composite veneer color number. Specify composite veneer color number. Specify wood color number.
Edge (High-Pressure Laminate only) <ul style="list-style-type: none"> • Plastic 	No cost	Select plastic color number.
Frame <ul style="list-style-type: none"> • Paint price group 1 • Paint price group 2 • Paint price group 3 	<ul style="list-style-type: none"> No cost No cost +\$120 	<ul style="list-style-type: none"> Specify paint color number. Specify paint color number. Specify paint color number.
Power Schematic <ul style="list-style-type: none"> • Two power • One power and one dual USB A • One power and one USB C 	<ul style="list-style-type: none"> No cost +\$223 +\$370 	<ul style="list-style-type: none"> Specify <i>with 2 power</i>. Specify <i>with 1 power and 1 dual USB A</i>. Specify <i>with 1 power and 1 USB C</i>.
Related Products <ul style="list-style-type: none"> • Big Lounge • Half Lounge • Footrest 		<ul style="list-style-type: none"> ▶ See <i>Seating Specification Guide</i>. ▶ See <i>Seating Specification Guide</i>. ▶ See <i>Seating Specification Guide</i>.

Specification Information

Dimensions			Style Number	U.S. Base Price
D	W	H		
14"	66"	23"	TS4TPST	\$1463

**For Canadian Pricing**

Multiply U.S. Price by the Canadian price factor.

▶ See page 1 for details.

Slim Table and Skate Table, continued

Skate Table



Standard Includes	Required to Specify
<ul style="list-style-type: none"> ▶ Need help? Product details, page 78 • 1/2" thick top and sides • 3 mm radius edge band on top • Steel base: paint • Cord grommet: 6527 Merle • Glides: 6527 Merle • Skate wheels: 6527 Merle • Shipped ready to assemble 	<ul style="list-style-type: none"> 1 Style number 2 Laminate color number for top 3 Paint color number for steel base 4 Options, if selected (see below) ▶ See <i>Surface Materials</i>, page 96.

Tip: High-Pressure Laminate requires plastic on edge.

Tip: High-Pressure Laminate on the Campfire Slim Table and Campfire Skate Table will be shipped in 20 business days after receipt of a clean order. Products are typically delivered within 25 business days.

Options	U.S. Price	Required to Specify
Surface Materials <ul style="list-style-type: none"> • High-Pressure Laminate price group 1 • High-Pressure Laminate price group 2 • Open Line laminate 	<ul style="list-style-type: none"> +\$117 +\$153 +\$111 plus cost of laminate 	<ul style="list-style-type: none"> Specify High-Pressure Laminate color number. Specify High-Pressure Laminate color number. ▶ See <i>Surface Materials Reference Manual</i>.
Edge (High-Pressure Laminate only)		
<ul style="list-style-type: none"> • Plastic 	No cost	Select plastic color number.
Base		
<ul style="list-style-type: none"> • Paint price group 1 • Paint price group 2 • Paint price group 3 	<ul style="list-style-type: none"> No cost No cost +\$ 71 	<ul style="list-style-type: none"> Specify paint color number. Specify paint color number. Specify paint color number.
Related Products	<ul style="list-style-type: none"> • Big Lounge • Half Lounge • Slim Table • Footrest 	<ul style="list-style-type: none"> ▶ See <i>Seating Specification Guide</i>. ▶ See <i>Seating Specification Guide</i>. ▶ Page 91 ▶ See <i>Seating Specification Guide</i>.

Specification Information				
• Dimensions			• Style	• U.S.
D	W	H	Number	Base Price
18"	22"	24 ⁷ / ₈ "	TS4TST	\$739
.



For Canadian Pricing
 Multiply U.S. Price by the Canadian price factor.
 ▶ See page 1 for details.

Accessories

Vertical Cord Cover



Standard Includes	Required to Specify
<ul style="list-style-type: none"> • Vertical Cord Cover: black plastic • Attachment hardware 	Style number

Related Products	
<ul style="list-style-type: none"> • Big Table • Big Table with Trough 	<ul style="list-style-type: none"> ▶ Page 81 ▶ Page 82

Specification Information		
• Length	• Style Number	• U.S. Price
28"	TS4TVWM28	\$40
40"	TS4TVWM40	\$61



For Canadian Pricing
 Multiply U.S. Price by the Canadian price factor.
 ▶ See page 1 for details.

Receptacles



Standard Includes	Required to Specify
-------------------	---------------------

- | | |
|---|--|
| Standard Includes | Required to Specify |
| <ul style="list-style-type: none"> • Receptacle: paint • Attachment hardware • 10' electrical cord | <ul style="list-style-type: none"> 1 Style number 2 Paint color number 3 Options, if selected (see below) ▶ See <i>Surface Materials</i>, page 96. |

Options	U.S. Price	Required to Specify
---------	------------	---------------------

Surface Materials	Paint	
	<ul style="list-style-type: none"> • Paint price group 1 • Paint price group 2 • Paint price group 3 	<ul style="list-style-type: none"> No cost +\$25 +\$38
		<ul style="list-style-type: none"> Specify paint color number. Specify paint color number. Specify paint color number.

Related Products	<ul style="list-style-type: none"> • Big Table with Trough 	▶ Page 82
-------------------------	---	-----------

Specification Information

Style Number	U.S. Base Price
•	•
•	•
•	•
•	•

Tip: Pop-up receptacles come with a 10' cord.

▶ See Understanding page 75 to understand price differences between power options.

Dual Pop-Up Receptacle, Power on Each End

TS4TPWR	\$1250
•	•
•	•

Dual Pop-Up Receptacle, One Power and One Data Port on Each End

TS4TPWRD	\$1250
•	•
•	•

Dual Pop-Up Receptacle, One Power and One USB A+C 20W Port on Each End

TS4TPWRUSB	\$1436
•	•
•	•

Dual Pop-Up Receptacle on One End

TS4TPWR1	\$ 468
•	•
•	•

Dual Pop-Up Receptacle, One Power and One Data Port on One End

TS4TPWRD1	\$ 468
•	•
•	•

Dual Pop-Up Receptacle, One Power and One USB A+C 20W on One End

TS4TPWRUSB1	\$ 562
•	•
•	•

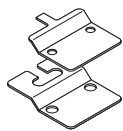


For Canadian Pricing

Multiply U.S. Price by the Canadian price factor.

▶ See page 1 for details.

Anchor Brackets (OSHPD)



Standard Includes	Required to Specify
<ul style="list-style-type: none"> ▶ Need help? Product details, page 80 • Two-piece anchor bracket: black paint only 	Style number

Specification Information

Style Number	U.S. Price
98769	\$58

Surface Materials

This listing includes all the surface material choices that are available for the products in this specification guide.

Resources

For more information about surface materials, refer to the following resources:

Additional surface materials specification tools are available to assist you in the specification process—the Surface Materials Binders.

The global surface materials palette is a core collection of finishes that is available across multiple geographies (Americas/EMEA – Europe, Middle East, and Africa/APAC – Asia Pacific) and on global product lines, where applicable. For a list of finishes included in the offering, see the *Surface Materials Reference Manual*. Additional details, like product approvals by geography and finish number conversions, can also be found in the *Surface Materials Reference Manual* or see steelcase.com/surface-materials.

Surface Materials Binders include:

- *Surface Materials Reference Manual*
- A complete set of swatch cards for hard surfaces, vertical surface fabrics, and seating upholstery

Wood

Steelcase carefully selects veneer and solid wood for consistent color and grain structure. Wood is a natural material and variations will occur in color, grain and texture. These variations are part of the inherent natural beauty of wood and are not considered defects.

Wood veneers and solid wood finishes will not be an exact match to woodgrain laminates. We highly recommend ordering physical samples to understand visual differences.

Forest Stewardship Council (FSC) certified wood (veneer and core) is available on most Steelcase wood products through the Specials RFQ process.

All wood products will darken with age and exposure to ultraviolet light. This is especially apparent with cherry and maple veneer. We recommend that desk accessories be rearranged periodically to ensure even aging of wood surfaces.

When storing your wood furniture, please follow the following guidelines:

- Do not store products in trailers
- Store products in areas that simulate office temperatures (60°F to 90°F)
- Store products in areas that maintain constant, office-like humidity levels
- Keep product away from light. Cover products to make sure they are not exposed to light.

Ⓔ = Excluded

Steelcase Surfaces

Veneer

Veneers are matched for proper balance and consistency. Veneers are available quarter cut, except for Oak, which is rift cut. Refer to page 100 for descriptions of each cut.

Applies to:

- Ottoman round legs
- V1AC Natural Cherry
- V1AM Clear Maple
- V1EW Dark Walnut

Applies to:

- Big Table

Open-pore finish is a medium gloss finish that leaves the wood grain texture visible to the eye and distinguishable to the touch.

Veneer

Wood Group 1

Flat-cut open-pore

- 3062 FC/OP Graphite Walnut
- 3402 FC/OP Clear Cherry (Aged)
- 3412 FC/OP Natural Cherry Ⓔ
- 3422 FC/OP Medium Cherry
- 3522 FC/OP Clear Maple
- 3592 FC/OP Blonde on Maple Ⓔ
- 3702 FC/OP Clear Walnut
- 3712 FC/OP Natural Walnut
- 3752 FC/OP Medium Walnut Ⓔ
- 3762 FC/OP Dark Walnut
- 3772 FC/OP Medium Mahogany on Walnut

Flat-Cut Open-Pore, Natural Veneer

- 3342 FC/OP Black Walnut
- 35A2 FC/OP Blanch Maple
- 37A2 FC/OP Thunder Walnut

Quarter-Cut Open-Pore

- 3042 QC/OP Ash Ⓔ
- 3222 QC/OP Clear Maple
- 3292 QC/OP Blonde on Maple Ⓔ
- 3302 QC/OP Clear Walnut
- 3312 QC/OP Natural Walnut
- 3352 QC/OP Medium Walnut Ⓔ
- 3362 QC/OP Dark Walnut
- 3372 QC/OP Medium Mahogany on Walnut
- 3382 QC/OP Graphite Walnut

Quarter-Cut Open-Pore, Natural Veneer

- 32A2 QC/OP Blanch Maple
- 33A2 QC/OP Thunder Walnut
- 3392 QC/OP Black Walnut

Rift-Cut Open-Pore

- 3602 RC/OP Desert Oak

Rift-Cut Full-Fill, Natural Veneer

- 36A2 RC/OP Volcanic Oak

Wood Group 3

Flat-Cut Open-Pore, Natural Veneer

- 3082 FC/OP Washed Walnut

Wood Group 1

Open-Pore Planked Veneer

- 3P41 OP Planked Cherry
- 3P51 OP Planked Maple
- 3P61 OP Planked Oak
- 3P71 OP Planked Walnut
- 3VFX OP Unmarked Oak

Tip: Known for its uniqueness, planked veneer has intentional and natural variations that include, but are not limited to: character marks, grain pattern, color, and natural color aging.

Full-Fill

Full-fill finish is a medium-gloss finish that completely fills the grain texture, yet allows the grain pattern to be seen. The wood has a lustrous, satiny look, and it is smooth to the touch. This finish is available on the wood worksurface or field-installed top only.

Wood Group 2

Flat-Cut Full-Fill

- 3064 FC/FF Graphite Walnut Ⓔ
- 3404 FC/FF Clear Cherry (Aged) Ⓔ
- 3414 FC/FF Natural Cherry Ⓔ
- 3424 FC/FF Medium Cherry Ⓔ
- 3524 FC/FF Clear Maple Ⓔ
- 3544 FC/FF Blonde on Maple Ⓔ
- 3704 FC/FF Clear Walnut Ⓔ
- 3714 FC/FF Natural Walnut Ⓔ
- 3754 FC/FF Medium Walnut Ⓔ
- 3764 FC/FF Dark Walnut Ⓔ
- 3774 FC/FF Medium Mahogany on Walnut Ⓔ

Flat-Cut Full-Fill, Natural Veneer

- 3734 FC/FF Black Walnut Ⓔ

Quarter-Cut Full-Fill

- 3224 QC/FF Clear Maple Ⓔ
- 3294 QC/FF Blonde on Maple Ⓔ
- 3304 QC/FF Clear Walnut Ⓔ
- 3314 QC/FF Natural Walnut Ⓔ
- 3354 QC/FF Medium Walnut Ⓔ
- 3364 QC/FF Dark Walnut Ⓔ
- 3374 QC/FF Medium Mahogany on Walnut Ⓔ
- 3384 QC/FF Graphite Walnut Ⓔ

Quarter-Cut Full-Fill, Natural Veneer

- 3394 QC/FF Black Walnut Ⓔ

Rift-Cut Full-Fill

- 3604 RC/FF Desert Oak Ⓔ

Wood Group 3

Flat-Cut Full-Fill, Natural Veneer

- 3084 FC/FF Washed Walnut Ⓔ

Premium Veneers

A selection of Premium veneers in this collection are available on most Steelcase brand products. The collection will be available as close to standard leadtimes as possible. However, because adequate supplies of veneer and solids must be secured, all orders will be scheduled individually. Leadtimes will vary based on Premium veneer and Premium solids availability at the time the order is placed. The collection is available as Wood Group 3 as part of our Select Surface program, and supported like standard veneers to make ordering easy. Please see the Steelcase surface materials section on village.steelcase.com for sample information and product line availability. All premium veneers are in clear-coat.

Wood Group 3

Quarter-Cut Open-Pore
3832 QC/OP Figured Anegre

Select Surfaces

Composite Veneer

Composite veneers are an engineered wood intended to create specific grain patterns and characteristics. They are pre-stained and finished with Steelcase's Clarity water-borne UV topcoat, which protects the environment while providing durability and clarity. Only open-pore finishes are available on composite wood. Composite veneer and matching edge bands are available on most Steelcase brand products. Composites, for use as a solid nosing substitute, are not available. Steelcase does not recommend mixing composite veneers with natural solid nosings because composite and natural wood grain and color matching are rarely compatible. Composite veneers are available as Wood Group 1 pricing as part of our Select Surfaces program.

Composite Veneer Group 1

Composite Flat-Cut Open-Pore

3JDX FC/OP Oak Composite
3JJX FC/OP Walnut Composite
3LAX FC/OP Graphite on Oak Composite
3LCX FC/OP Medium Cherry on Cherry Composite

Composite Quarter-Cut Open-Pore

3F8X QC/OP European Walnut Composite
3GGX QC/OP Zabrano Composite
3HGX QC/OP Oak Composite
3HVX QC/OP Walnut Composite
3LBX QC/OP Clear Walnut on Walnut Composite
3LDX QC/OP Natural Walnut on Walnut Composite
3ZNX QC/OP Night Cerused Oak Composite

Composite Veneer Group 2

Composite Flat-Cut Open-Pore

3LHX FC/OP Espresso on Walnut Composite

Composite Quarter-Cut Open-Pore

3LEX QC/OP Desert Oak on Oak Composite
3LGX QC/OP Chai on Walnut Composite
3LJX QC/OP Ebony on Walnut Composite

Ⓔ = Excluded

Custom Surfaces

Customiz stain is a service that allows you to create your own stain colors and finishes on standard veneer. Customiz stain color is available on all product lines that offer wood veneer.

A \$500 stain-matching fee applies on CUSTOMIZ requests (Exception: The \$500 fee does not apply on matches to Coalesse standard finishes or for a low-gloss finish request on a standard color). The \$500 fee covers the cost of formulating the Customiz color finish and applies regardless of whether or not an order for product is placed.

In addition, an approval form must be signed to indicate customer acceptance of Customiz match. A \$1500 initiation fee will be charged prior to first order entry. This initiation fee activates the finish for unlimited use on any Steelcase product for an 18 month time period. After the 18 month time period has lapsed, the Customiz finish may be reactivated for another 18 months for a \$1000 fee at any point within five years after the \$1500 initiation fee was paid. If the finish is not reactivated within five years after the \$1500 initiation fee was paid, the finish will be culled and the customer will need to pay the \$1500 initiation fee again. All style number related Customiz charges products are no cost as of April 2014. The matching and initiation fees are not discountable.

Customiz stain takes 10 days to formulate. Consult the *Surface Materials Reference Manual* for more information. Custom veneers are also available and must be quoted by Steelcase specials group. Customiz stain on custom veneers takes 2 to 4 weeks to formulate.

Requirements and information on ordering a Customiz stain color are found in the *Surface Materials Reference Manual*.

Laminate

Steelcase Surfaces

High-Pressure Laminate

Price Group 1

Applies to:

- Paper Table
- 2535 Virginia Walnut
- 2536 Blackwood
- 2538 Clear Walnut

Applies to:

- Personal Table
- 2535 Virginia Walnut
- 2730 Arctic White
- 2HAT Acacia

Applies to:

- Skate Table

Solid Laminate

2730 Arctic White
2746 Black
2811 Mist Ⓔ
2883 Seagull
2884 Milk
2HMG Merle

Woodgrain Laminate

2409 Clear Maple
2410 Graphite Walnut
2511 Winter on Maple Ⓔ
2535 Virginia Walnut
2536 Blackwood
2538 Clear Walnut
2HAK Clear Oak
2HAN Ash Noce
2HAT Acacia
2HAW Ash Wenge
2HCN Clay Noce
2HCW Clay Wenge
2HSN Storm Noce
2HZA Waxed Maple
2HZB Natural Ash
2HZC Aged Ash
2HZD Ashwood Oak
2HZE Ashwood Beige
2HZF White Washed Birchply

Applies to:

- Campfire Big Table
- Campfire Slim Table

Fiber Laminate

2850 Vanadium Fiber
2854 Vellum Fiber Ⓔ
2860 Granite Fiber
2862 Stucco Fiber Ⓔ

Micro Laminate

2920 Marl Micro
2921 Gypsum Micro
2922 Clay Micro

Patina Laminate

2870 Blonde Bronze Patina
2873 Instant Iron Patina

Solid Laminate

2722 Cream Ⓔ
2730 Arctic White
2746 Black
2759 Warm White
2811 Mist Ⓔ
2883 Seagull
2884 Milk
2885 Dune
2HAA Persian Salt
2HAB Rose
2HAC Indigo
2HAD Green Citrine Ⓔ
2HAE Dark Olivine
2HAF Cloudy
2HMG Merle
2HWU Clay
2HWV Chalk

Surface Materials, continued

Speckle Laminate

- 2820 Coffee Speckle **E**
- 2823 Driftwood Speckle
- 2824 Smoke Speckle
- 2825 Vanadium Speckle

Tip: Some wood veneer finishes and woodgrain laminates share the same name. Because of the difference in materials, veneers and laminates of the same name are not an exact match but do coordinate with each other.

Woodgrain Laminate

- 2406 Clear Cherry **E**
 - 2409 Clear Maple
 - 2410 Graphite Walnut*
 - 2412 Natural Cherry
 - 2422 Medium Cherry **E**
 - 2511 Winter on Maple **E**
 - 2535 Virginia Walnut
 - 2536 Blackwood
 - 2538 Clear Walnut
 - 2592 Blonde on Maple **E**
 - 2714 Natural Walnut **E**
 - 2HAK Clear Oak
 - 2HAN Ash Noce
 - 2HAT Acacia
 - 2HAW Ash Wenge
 - 2HBN Bisque Noce
 - 2HBW Bisque Wenge
 - 2HCN Clay Noce
 - 2HCW Clay Wenge
 - 2HSN Storm Noce
 - 2HSW Storm Wenge
 - 2HWA Grey Kingswood
 - 2HWB Planked Walnut
 - 2HWD Resolute Walnut
 - 2HWE Natural Recon
 - 2HWF Smoked Walnut **E**
 - 2HZA Waxed Maple
 - 2HZB Natural Ash
 - 2HZC Aged Ash
 - 2HZD Ashwood Oak
 - 2HZE Ashwood Beige
 - 2HZF White Washed Birchply
- * When blending laminate and veneer on the same unit, the Graphite Walnut laminate is Quarter Cut and matches Quarter Cut Graphite Walnut veneer.

Textured Laminate

- 2TH2 Fawn Cypress***
 - 2TH4 Saddle Oak
 - 2TH5 Veranda Teak
 - 2TH7 Walnut Heights
 - 2UH1 Reclaimed Aggregate
 - 2UH2 Reclaimed Gravel
 - 2UH4 Cement**
 - 2UH6 Sheetrock
- **2UH4 Cement has limited sizing availability, determined by product sizing and/or options. Rectangular tops with a width of 143" or greater and round tops with a diameter of 59" or greater are not available.
- ***2TH2 Fawn Cypress is the only Textured Laminate available on Campfire Skate Table.

Price Group 3**Solid Laminate**

- 24H1 Satin White
- 24H2 Satin Black
- 24H3 Satin Stone
- 24H4 Satin Mocha

Steelcase Surfaces**Low-Pressure Laminate**

- Applies to:
- Big Table
 - Mobile Storage Cabinet
 - Mobile Storage Cabinet with Wardrobe
 - Slim Table Top and Sides

Fiber Laminate

- 2L50 Vanadium Fiber LPL

Solid Laminate

- 247L Black V2 LPL
- 2L30 Arctic White LPL
- 2L83 Seagull LPL
- 2L84 Milk LPL
- 2L85 Dune LPL
- 2LMG Merle LPL

Woodgrain Laminate

- 24L0 Graphite Walnut LPL
- 25L1 Winter on Maple LPL **E**
- 25L5 Virginia Walnut LPL
- 25L6 Blackwood LPL
- 25L8 Clear Walnut LPL
- 26L1 Natural Cherry V2 LPL
- 2L09 Clear Maple LPL
- 2LAK Clear Oak LPL
- 2LAN Ash Noce LPL
- 2LAT Acacia LPL
- 2LAW Ash Wenge LPL
- 2LBN Bisque Noce LPL
- 2LBW Bisque Wenge LPL
- 2LCN Clay Noce LPL
- 2LCW Clay Wenge LPL
- 2LSN Storm Noce LPL
- 2LSW Storm Wenge LPL
- 2LWA Grey Kingswood LPL
- 2LWB Planked Walnut LPL
- 2LWD Resolute Walnut LPL
- 2LWF Smoked Walnut LPL **E**
- 2LWG Natural Recon LPL
- 2TL2 Fawn Cypress LPL

Custom Surfaces**Open Line Laminate (OLL)**

This service allows you to order non-standard laminate at an additional processing fee of \$ 111 U.S. per unit, plus the cost of the laminate.

High-Pressure Laminate pricing does not include premium or digitally printed patterns from any suppliers. Laminate cost may also vary for basic or standard laminates from other suppliers. Please contact the OLL consultant at 616.475.2426 for pricing. The cost of the laminate will be added to your invoice as a separate line on the acknowledgement.

When processing orders for Open Line laminate, specify 2900 in the laminate finish field and enter the OLL manufacturer information. Specify appropriate 2K finish number for the edge finish.

Laminate Approval and Material Requirements

To confirm whether a particular laminate has already been tested for use on a specific Steelcase product or to determine material square foot requirements:

- Visit www.steelcase.com

For additional information, refer to the *Steelcase Surface Materials Reference Manual*.

Paint**Steelcase Surfaces**

- Applies to:
- Big Table trough
 - 4799 Platinum Metallic

- Applies to:
- Slim Table frame
 - Skate Table base

Price Group 1**Smooth Paint**

- 4238 Mocha
- 4239 Clay
- 4240 Chalk
- 4242 Milk

Textured Paint

- 7207 Black
- 7225 Sand
- 7237 Slate
- 7238 Fieldstone
- 7239 Midnight **E**
- 7241 Arctic White
- 7243 Seagull
- 7250 Sterling Dark Solid
- 7360 Merle

Price Group 2**Smooth Paint**

- 0835 Black
- 4140 Arctic White Gloss
- 4144 Black Gloss
- 4700 Warm White

Metallic Paint

- 4750 Champagne Metallic
- 4798 Sterling Metallic **E**
- 4799 Platinum Metallic
- 4803 Near Black Metallic

Price Group 3**Accent Paint**

- 1ATG Rose Quartz
- 4AV3 Blue Jay
- 4AV4 Baltic
- 4AX1 Citron
- 4AY2 Chili
- 4AZ5 Marlin
- 4CL1 Dark Olivine
- 4CL2 Ice Blue
- 4CL3 Aura
- 4CL4 Sea Glass
- 4CL5 Light Matcha
- 4CL6 Terra
- 4CL7 Sandstone
- 4CL8 Smokey Plum
- 4CZ5 Honey
- 4CZ6 Lagoon
- 4CZ8 Light Peacock

Applies to:

- Big Table Power Modules
- Big Table Power Receptacles

Price Group 1**Smooth Paint**

- 4242 Milk

Textured Paint

- 7207 Black
- 7241 Arctic White
- 7243 Seagull
- 7360 Merle

Price Group 2**Metallic Paint**

- 4799 Platinum Metallic

Applies to:

- Skate Table base
- Slim Table frame
- Standing Height Slim Table frame

Coatings

- 1ATT Cast Shadow
- Tip: Not available on Skate Table.*

Lux Coatings

- 4B20 Obsidian
- 4B22 Matte Brass
- 4B23 Burnished Bronze
- 4B24 Night Bronze
- 4B25 Matte Copper
- 4B26 Smoked Mica
- 4B29 Cast Iron

Custom Surfaces**Perfect Match**

PerfectMatch is a service that allows you to create your own paint color. Refer to the *Surface Materials Reference Manual* for more information about this program.

Price Group 3

- 4990 PerfectMatch Paint

E = Excluded

Plastic**Steelcase Surfaces**

Applies to:

- Footrest
- 6009 Arctic White
- 6333 Picasso
- 6335 Wasabi
- 6338 Chili
- 6527 Merle

Applies to:

- Standing Height Slim Table Simplex Receptacles
- 6009 Arctic White
- 6249 Platinum Solid
- 6527 Merle

Applies to:

- Slim Table
- 6000 Black
- 6009 Arctic White
- 6034 Natural Cherry
- 6036 Medium Cherry
- 6037 Winter on Maple
- 6038 Blonde on Maple **E**
- 6041 Natural Walnut **E**
- 6052 Milk
- 6053 Seagull
- 61AA Persian Salt
- 61AB Rose
- 61AC Indigo
- 61AD Green Citrine **E**
- 61AE Dark Olivine
- 61AF Cloudy
- 6213 Acacia
- 6219 Clear Oak
- 6231 Graphite Walnut*
- 6237 Clear Maple*
- 6242 Virginia Walnut
- 6243 Blackwood
- 6245 Clear Walnut
- 6249 Platinum Solid
- 6271 Plywood
- 6527 Merle
- 6619 Ice **E**
- 6631 Cream **E**
- 6635 Dawn **E**
- 6636 Mist
- 6654 Sand
- 6655 Warm White
- 6695 Midnight
- 6697 Fog
- 6698 Fieldstone
- 66WA Grey Kingswood
- 66WB Planked Walnut
- 66WD Resolute Walnut
- 66WE Natural Recon
- 66WF Smoked Walnut
- 66WU Clay
- 66WV Chalk
- 6703 Ash Wenge
- 6704 Storm Wenge
- 6705 Bisque Wenge
- 6706 Clay Wenge
- 6707 Ash Noce
- 6708 Bisque Noce
- 6709 Clay Noce
- 6710 Storm Noce

E = Excluded

Applies to:

- Big Table
- Slim Table
- 6T02 Fawn Cypress
- 6T04 Saddle Oak
- 6T05 Veranda Teak
- 6T07 Walnut Heights
- 6T08 Aggregate
- 6T09 Gravel
- 6T10 Cement
- 6T12 Sheetrock
- * Not available on Low-Pressure Laminate

Applies to:

- Round Power
- 5U23 Blue Jay
- 6249 Platinum Solid
- 6337 Element
- 6338 Chili
- 6527 Merle

Tip: Module power is available in black only.

Applies to:

- Campfire Standing Height Slim Table Simplex Receptacles
- 6009 Arctic White
- 6249 Platinum Solid
- 6527 Merle
- 6655 Warm White

Select Surfaces
For information on products within Select Surfaces, including accent paints and fabrics from Designtex, Gabriel, Kvadrat, and Pollack, please refer to the *Surface Materials Reference Manual* or visit steelcase.com/surface-materials under the Select Surfaces section.

Custom Surfaces**Price Group COM (Customer's Own Material)****Fabric Approval and Yardage**

To confirm whether a particular COM material has already been tested for use on a specific Steelcase product or to determine actual yardage requirements:

- Visit www.steelcase.com

For additional information regarding Customer's Own Material, call 1.888.STEELCASE (1.888.783.3522) or send an e-mail to lineone@steelcase.com.

Upholstery

Applies to:

- Lounges, Wedge, and Ottoman
- Not every upholstery is available on every chair.

Steelcase Surfaces**Price Group 1**

- Buzz2
- Era
- Jacks **E**
- New Black

Tip: New Black Upholstery has color numbers in both price group 1 and price group 2.

Price Group 2

- Chainmail
- Cogent: Connect
- Foundation
- New Black
- Tip: New Black upholstery has color numbers in both price group 1 and price group 2.*

Price Group 3

- Billiard Multi-Use by Designtex
- Gaja
- Redeem
- Retrieve

Price Group 5

- Bo Peep
- Remix
- Silk

Price Group 6

- Brisa

Price Group 7

- Steelcase Trio

Applies to:

- Pouf

Price Group 1

- Era

Price Group 5

- Bo Peep

Nylon**Steelcase Surfaces**

Applies to:

- Pouf
- 5JG0 Black
- 5JG1 Burgundy
- 5JG2 Taupe
- 5JG3 Silver
- 5JG4 Teal
- 5JG5 Red
- 5JG6 Pacific Blue

Thread

Select Surfaces
For information on products within Select Surfaces, including accent paints and fabrics from Designtex, Gabriel, Kvadrat, and Pollack, please refer to the *Surface Materials Reference Manual* or visit steelcase.com/surface-materials under the Select Surfaces section.

Applies to:

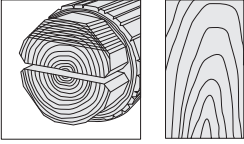
- Pouf
- UB01 Charcoal
- UB02 Ash
- UB03 Powder Blue
- UB04 Evergreen
- UB05 Bright Red

Mesh

Applies to:

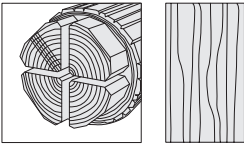
- Screen
- T615 Sultry Smoke
- T620 Arctic Ermine
- T625 Marina Blue

Veneer Cut Guidelines



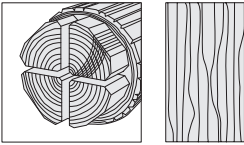
Flat Cut

Veneer is cut parallel to the flat side of the cant at a tangent to the growth rings of the tree. This produces a cathedral or oval pattern. On average, there is a 6-8" wide leaf width. On an 18" wide surface, there will likely be three leaves showing a repeated pattern.



Quarter Cut

Veneer is cut from quarter sections of the log which are produced by cutting each cant in half. Cutting lines are at an angle of approximately 90 degrees to the growth rings at the center of the quarter. This produces a straight grain or ribbon pattern. On average, leaves are 2½-4" wide.



Rift Cut

This veneer cut is specifically for oak. Cutting lines are an arc approximately perpendicular to the growth rings. This produces a comb-like straight grain or ribbon pattern. On average, leaves are 2½-4" wide.

Groupwork



Statement of Line 102



Understanding

Groupwork Training Tables

Flip-Top	106
Non-Flip	110
Power and Connections	114

Groupwork Tables

Tables	138
Top, Leg, and Base Combinations	140
Table Bases	144
Table Legs	145
Reinforcing Channel Requirement Matrix	147

Groupwork Screens 160



Specifying

Groupwork Training Tables

Flip-Top	120
Non-Flip	126
Power and Connections	136

Groupwork Tables

Table Tops	148
Conference Tops	152
Table Bases	154
Table Legs	156
Table Components	158

Groupwork Screens 162

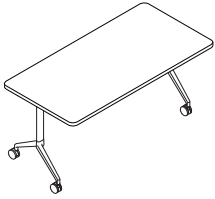


Surface Materials 166

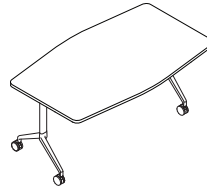
Statement of Line

Groupwork

Flip-Top Training Tables



Understanding
 ▶ Page 106
 Specifying
 ▶ Page 120



Understanding
 ▶ Page 106
 Specifying
 ▶ Page 124

Rectangle

	36"W	42"W	48"W	60"W	66"W	72"W	84"W
19"D			●	●	●	●	●
24"D	●	●	●	●	●	●	●
30"D	●	●	●	●	●	●	●

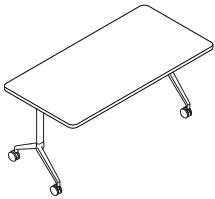
Tip: Widths are parametric to 1/16" from 36"W – 84"W.

Team

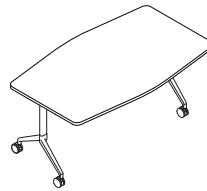
	60"W	66"W	72"W	84"W
36"D	●	●	●	●

Tip: Widths are parametric to 1/16" from 60"W – 84"W.

Non-Flip Training Tables



Understanding
 ▶ Page 110
 Specifying
 ▶ Page 126



Understanding
 ▶ Page 110
 Specifying
 ▶ Page 130

Rectangle

	36"W	42"W	48"W	60"W	66"W	72"W	84"W
19"D			●	●	●	●	●
24"D	●	●	●	●	●	●	●
30"D	●	●	●	●	●	●	●

Tip: Widths are parametric to 1/16" from 36"W – 84"W.

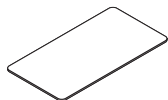
Team

	60"W	66"W	72"W	84"W
36"D	●	●	●	●

Tip: Widths are parametric to 1/16" from 60"W – 84"W.

Groupwork, continued

Table Tops



Understanding
 ▶ Page 138
 Specifying
 ▶ Page 148

Rectangular

	36"W	42"W	48"W	60"W	66"W	72"W	84"W
18"D			●	●	●	●	●
24"D	●	●	●	●	●	●	●
30"D	●	●	●	●	●	●	



Understanding
 ▶ Page 138
 Specifying
 ▶ Page 148

Half-Round

	36"W	48"W	60"W
18"D	●		
24"D		●	
30"D			●



Understanding
 ▶ Page 138
 Specifying
 ▶ Page 148

Trapezoid

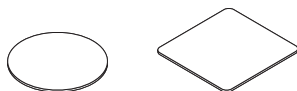
	48"W	60"W
21 ³ / ₈ "D	●	
26 ¹ / ₂ "D		●



Understanding
 ▶ Page 138
 Specifying
 ▶ Page 148

90° Corner Bridge

	24"W	30"W
24"D	●	
30"D		●



Understanding
 ▶ Page 138
 Specifying
 ▶ Page 150

Round and Square

	24"W	30"W	36"W	42"W	48"W
24"D/Dia.	●				
30"D/Dia.		●			
36"D/Dia.			●		
42"D/Dia.				●	
48"D/Dia.					●



Understanding
 ▶ Page 138
 Specifying
 ▶ Page 150

Oval


	48"W
24"D	●

Groupwork

Statement of Line, continued

Groupwork, continued

Conference Table Tops



Understanding
▶ Page 138
Specifying
▶ Page 152

Rectangular, Racetrack, and Boat-shaped Conference

	96"W	120"W	144"W
48"D	●	●	●

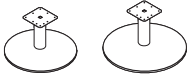


Understanding
▶ Page 138
Specifying
▶ Page 152

Oval Conference

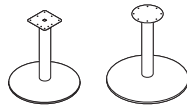
	96"W
48"D	●

Table Bases



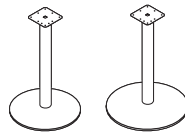
Coffee-Height Round Table Bases

Understanding
▶ Page 144
Specifying
▶ Page 154



Round Table Bases

Understanding
▶ Page 144
Specifying
▶ Page 154



Café-Height Round Table Bases

Understanding
▶ Page 144
Specifying
▶ Page 154

Table Legs



Post Legs

Understanding
▶ Page 145
Specifying
▶ Page 156

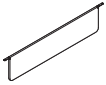


Standing-Height Adjustable Post Legs

Understanding
▶ Page 145
Specifying
▶ Page 156

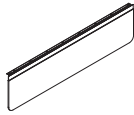
Groupwork, continued

Table Components



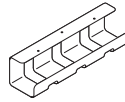
Laminate Modesty Panels

Understanding
 ▶ Page 139
 Specifying
 ▶ Page 158



Fabric Modesty Panel

Understanding
 ▶ Page 139
 Specifying
 ▶ Page 132



Wire Management Trough

Understanding
 ▶ Page 139
 Specifying
 ▶ Page 158



Vertical Cable Manager

Understanding
 ▶ Page 118
 Specifying
 ▶ Page 133



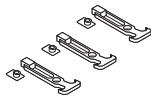
Horizontal Cable Manager

Understanding
 ▶ Page 118
 Specifying
 ▶ Page 133



Cable Management Clip

Specifying
 ▶ Page 134



Flex Ganger Package

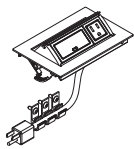
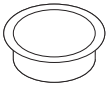
Understanding
 ▶ Page 119
 Specifying
 ▶ Page 134

Power and Data Access



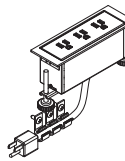
Grommet

Understanding
 ▶ Page 114
 Specifying
 ▶ Page 136



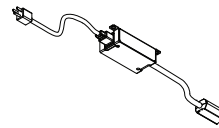
Pop-up power, Cord

Understanding
 ▶ Page 114
 Specifying
 ▶ Page 136



Flush Power, Cord

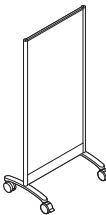
Understanding
 ▶ Page 114
 Specifying
 ▶ Page 137



Power Infeed

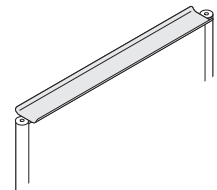
Understanding
 ▶ Page 117
 Specifying
 ▶ Page 137

Screen and Marker Trays



Screens

Understanding
 ▶ Page 160
 Specifying
 ▶ Page 162



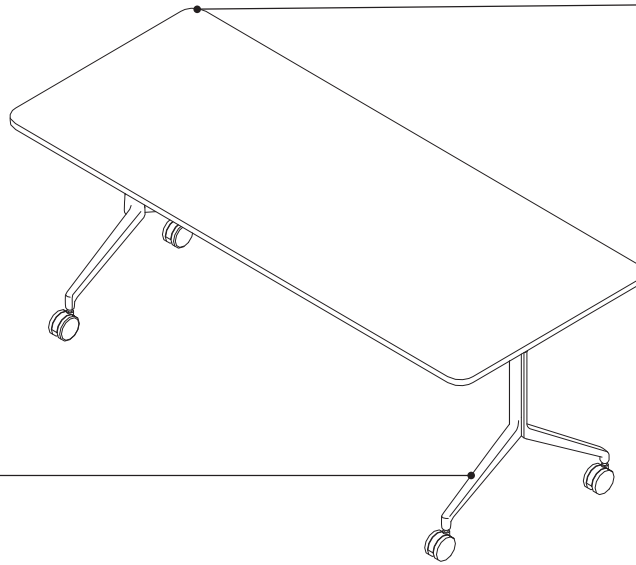
Marker Trays

Understanding
 ▶ Page 160
 Specifying
 ▶ Page 164

Flip-Top Training Tables

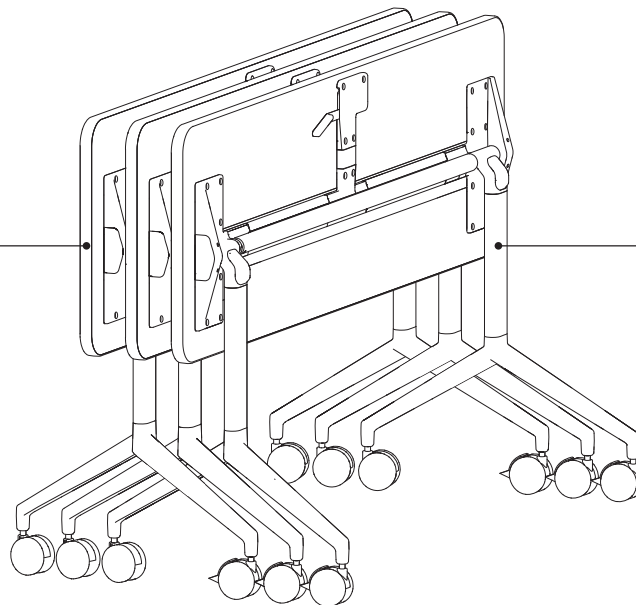
Groupwork flip-top training tables offer a solution for active learning environments and multipurpose rooms. With its easy to use one-handed activation lever and mechanism on the user side, one person can set it up or take it down, move it, and compactly store a roomful of tables with minimal effort.

► Specifying, pages 120–124



Worksurfaces have 2" radius corners with 3 mm edge band on all sides when Low-Pressure or High-Pressure Laminate is specified. Edge band color is specifiable.

Legs support 19"D, 24"D, and 30"D rectangle tables and 36"D team tables.




Top is 1" thick particle board with Low-Pressure or High-Pressure Laminate and two coordinating backer finishes or wood veneer with Gatorboard backer.

Tables are 28½"H.

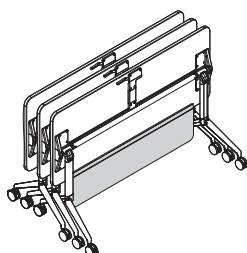
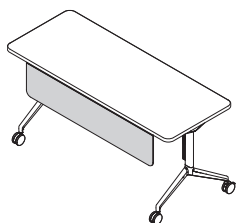
Product Details

Underside of table can be specified in light or dark. *Tip: Veneer worksurfaces do not have a colored laminate underside. The underside color must still be specified for the support brackets and reinforcing channels.*

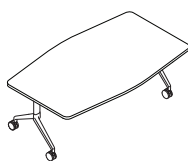


Reinforcing channel must be used on worksurfaces 66"W and greater to minimize deflection. On tables 66"W to 84"W, reinforcing channels come standard and are field installed. When installed, channels add 1" below the table. The reinforcing channel will match the understructure finish selection (light, medium, or dark).

Casters are 3" diameter, dual wheels that allow the tables to move easily on carpet or hard floors. Flip-top training tables are available with either two locking casters (user/handle side) and two non-locking casters or with four locking casters. Soft casters are available as an option and can be specified light or dark. The brake on soft casters is always red. Soft casters are recommended for use on hard floors. Glides are not available on the flip-top training table.



Modesty panels are constructed of a lightweight fiberglass substrate wrapped with fabric. Panel attaches to the underside of the table with a plastic extrusion that allows the panel to rotate from both the in-use and nested position with ease. Modesty panel stays with the table when flipped and in nesting position, or in-use position.



Modesty panels can not be used on 36"D team tables.

Modesty Panel Dimensions

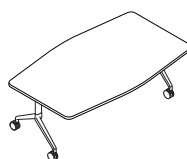
Table Width	Actual Width
36"	22 ¹ / ₅ "
42"	25 ¹ / ₅ "
48"	31 ¹ / ₅ "
60"	46 ¹ / ₅ "
66"	49 ¹ / ₅ "
72"	55 ¹ / ₅ "
84"	67 ¹ / ₅ "

Flip-top training table moves from its in-use position to its nesting position by pulling the black release handle with one hand and lifting the top in a single motion. To move from the stowed nesting position back to table mode, simply pull the handle again and flip the top down. The movement is easy and controlled, and the table automatically locks into the stowed position – no additional locking required.

Release handle is black and is used to unlock the table from the in-use position and lock it in the stowed position.

Tip: Flip-top tables in the in-use position have a natural flex in them and are not completely static.

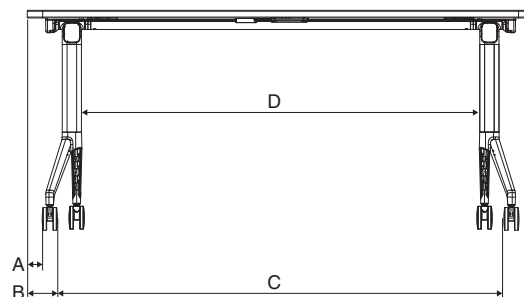
Rectangle training tables are parametric in width from 36"W to 84"W in ¹/₁₆" increments. Team training tables are parametric in width from 60"W to 84"W in ¹/₁₆" increments.



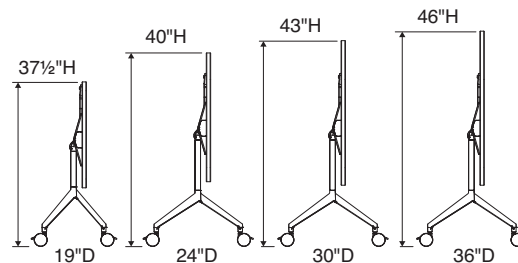
Team tables are designed specifically for small group work and project teams offering an angled shape on both sides of the table.

Clamp on power units are not recommended on flip-top tables due to possible collision when tables are nested.

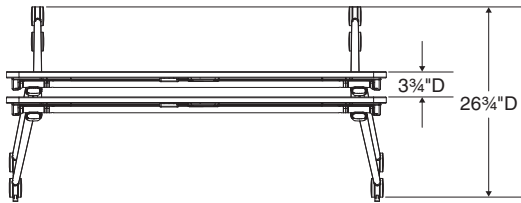
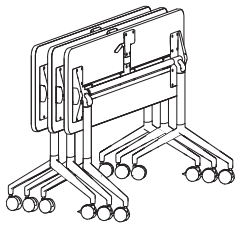
Tip: Attaching monitor arms to freestanding tables with casters or glides is not recommended due to tipping hazards.



Depth	Width	A	B	C	D
19"	48"	2 ¹ / ₂ "	4 ¹ / ₂ "	39 ¹ / ₁₆ "	34"
19"	60"	1"	3"	54 ¹ / ₁₆ "	49"
19"	66"	2 ¹ / ₂ "	4 ¹ / ₂ "	57 ¹ / ₁₆ "	52"
19"	72"	2 ¹ / ₂ "	4 ¹ / ₂ "	63 ¹ / ₈ "	58"
19"	84"	2 ¹ / ₂ "	4 ¹ / ₂ "	75 ¹ / ₁₆ "	70"
24"	36"	2 ⁵ / ₈ "	2 ¹ / ₂ "	31 ¹ / ₈ "	25"
24"	42"	2"	4"	34 ¹ / ₈ "	28"
24"	48"	2"	4"	40 ¹ / ₈ "	34"
24"	60"	2 ⁵ / ₈ "	2 ¹ / ₂ "	55 ¹ / ₈ "	49"
24"	66"	2"	4"	58 ¹ / ₈ "	52"
24"	72"	2"	4"	64 ¹ / ₈ "	58"
24"	84"	2"	4"	76 ¹ / ₈ "	70"
30"	36"	2 ⁵ / ₈ "	2 ¹ / ₂ "	31 ¹ / ₈ "	25"
30"	42"	2"	4"	34 ¹ / ₈ "	28"
30"	48"	2"	4"	40 ¹ / ₈ "	34"
30"	60"	2 ⁵ / ₈ "	2 ¹ / ₂ "	55 ¹ / ₈ "	49"
30"	66"	2"	4"	58 ¹ / ₈ "	52"
30"	72"	2"	4"	64 ¹ / ₈ "	58"
30"	84"	2"	4"	76 ¹ / ₈ "	70"
36"	60"	2 ⁵ / ₈ "	2 ¹ / ₂ "	55 ¹ / ₈ "	49"
36"	66"	2"	4"	58 ¹ / ₈ "	52"
36"	72"	2"	4"	64 ¹ / ₈ "	58"
36"	84"	2"	4"	76 ¹ / ₈ "	70"



Flip-Top Training Tables, continued

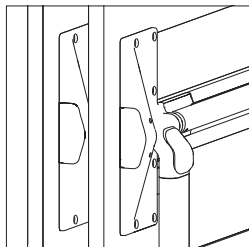


Flip-top training tables can be nested for space saving storage. Two 24"D or 30"D tables nested together are 26 3/4"D while two 19"D tables nested together are 21 3/4"D. Each nested flip-top table adds approximately 3 3/4" to the nesting depth. Three tables nested together fit through a standard door.

Tip: Old flip-top tables (TS4FL2724TC2 and TS4FL2730TC2) cannot be nested with new flip-top tables (TS4FLIP and TS4FLIP2).

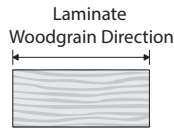
Tip: It is recommended to move one table at a time for both in-use or nested position.

Tip: For legs, the 19"D legs are different and do not nest with 24/30/36"D legs. 24", 30", and 36"D tables use the same legs.



Leg bumper will always be the main point of contact between two nesting tables.

Surface Materials



Woodgrain laminates are always oriented with the grain direction running parallel with the length of the table top. You cannot specify woodgrain laminates with end- or side-matched grain directions.

Table top

- Low-Pressure Laminate
- High-Pressure Laminate
- Open Line laminate
- Wood veneer
- Customiz stain (option)

Edge

- 3 mm plastic
- Wood veneer

Legs

- Paint

Underside

- Laminate backer

Pop-up power

- 4799 Platinum Metallic
- 7243 Seagull
- 7360 Merle

Flush power

- 6053 Seagull
- 6527 Merle

Grommet

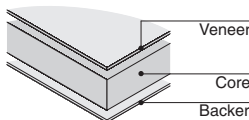
- Black plastic

Vertical cable manager

- 6527 Merle

Horizontal cable manager

- P631 Dark Heather Grey



Wood veneer table

tops are fabricated with Architectural Grade AA hand-selected hardwood veneer, plain sliced, book matched, and bonded to the core with a backing sheet for balance. Due to natural variations in wood, finished products may vary from samples in color, texture, and grain.

Wood is a natural material; slight variations occur in veneer texture, color, grain configuration, and stain acceptance. Steelcase stains are all applied with an exacting regard for consistency and are well within traditional tolerances for wood products.

Tip: Finished tops may vary slightly in tone or character from each other or from the samples Steelcase produces. No guarantee can be made of an absolutely exact match.

Swatch cards and actual samples of standard wood veneers

are available from your Customer Service representative.

Additional wood

veneer species are available. To confirm availability and to determine pricing, contact your local dealer, the Steelcase Solutions Resource Team, or the Steelcase Solutions Fulfillment Team at 1.888.STEELCASE (1.888.783.3522) or send an e-mail to lineone@steelcase.com.

Stains applied to Steelcase wood veneer table tops are standard with the same stain color applied to both the top and the solid hardwood edge profile. Steelcase strives to produce a consistently high quality product and some natural variation in color is to be expected. This is especially apparent on natural woods which have no stain applied. This color variation is normal and reflects the unique and natural properties of wood. This should not be considered a defect.

Care & Maintenance

Laminate should be cleaned with soap and water. For stubborn stains, use a non-abrasive household cleaner.

Veneers should be cleaned regularly with mild soap and water and dried with a soft cloth. To polish, use silicone-free household polishers. Use sparingly. *Tip: Never use ammonia based cleaners or wax on wood surfaces.*

Powder coat finishes on table legs

should be cleaned with a liquid detergent and water. Remove stubborn stains with liquid cleanser, such as Formula 409.

Tables should be inspected and maintained regularly by tightening screws and bolts, inspecting casters for damage, and inspecting all moving parts for damage and wear.



Non-Flip Training Tables

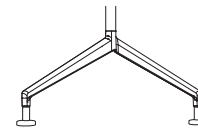
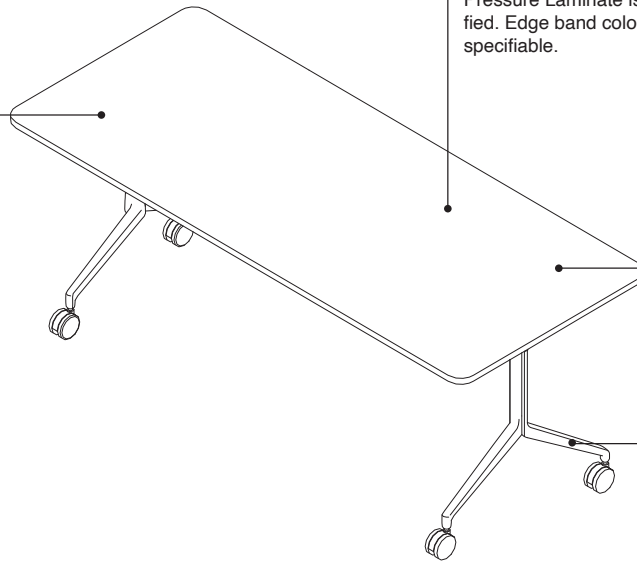
Groupwork non-flip training tables offer a solution for active learning environments and multipurpose rooms. With its light but sturdy construction, tables are easily rearranged to fit any room or layout. This table series is available in multiple top sizes on casters or glides.
▶ Specifying, pages 126–130

Top is 1" thick particle board with Low-Pressure or High-Pressure Laminate and two coordinating backer finishes or wood veneer with Gatorboard backer.

Worksurfaces have 2" radius corners with 3 mm edge band on all sides when Low-Pressure or High-Pressure Laminate is specified. Edge band color is specifiable.

Tables are 28½"H.

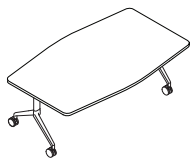
Legs support 19"D, 24"D, and 30"D rectangle tables and 36"D team tables.



Glides are available on non-flip tables only. Cast leg glides are painted to match the leg color chosen. Overall height of the table remains the same whether standard casters, soft casters, or glides have been chosen.

Product Details

Underside of table can be specified in light or dark. *Tip: Veneer worksurfaces do not have a colored laminate underside. The underside color must still be specified for the support brackets and reinforcing channels.*

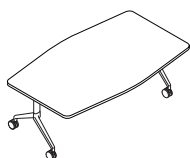


Modesty panels can not be used on 36"D team tables.

Modesty Panel Dimensions


Table Width	Actual Width
36"	22 1/5"
42"	25 1/5"
48"	31 1/5"
60"	46 1/5"
66"	49 1/5"
72"	55 1/5"
84"	67 1/5"

Rectangle training tables are parametric in width from 36"W to 84"W in 1/16" increments. Team training tables are parametric in width from 60"W to 84"W in 1/16" increments.



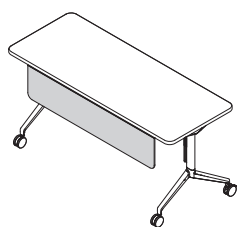
Team tables are designed specifically for small group work and project teams offering an angled shape on both sides of the table.

Attaching monitor arms to freestanding tables with casters or glides is not recommended due to tipping hazards.

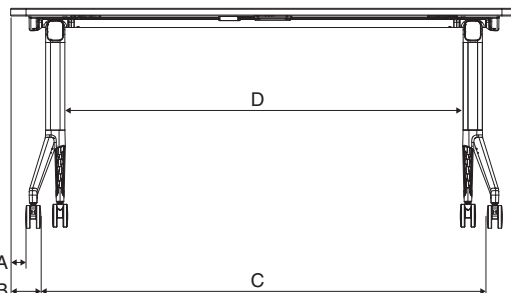


Reinforcing channel must be used on worksurfaces 48"W and greater to minimize deflection. Tables 60"W and greater require 2 channels. On tables 48"W to 84"W, reinforcing channels come standard and are field installed. When installed, channels add 1" below the table. The reinforcing channel will match the under-structure finish selection (light, medium, or dark).

Casters are 3" diameter, dual wheels that allow the tables to move easily on carpet or hard floors. Non-flip training tables are available with either two locking casters (user/handle side) and two non-locking casters or with four locking casters. Soft casters are available as an option and can be specified light or dark. The brake on soft casters is always red. Soft casters are recommended for use on hard floors. Glides are available on non-flip training tables only.

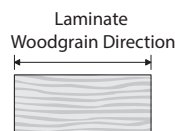


Modesty panels are constructed of a light-weight fiberglass substrate wrapped with fabric. Panel attaches to the underside of the table with a plastic extrusion.



Depth	Width	A	B	C	D
19"	48"	0.500"	2 1/2"	43"	37 1/5"
19"	60"	0.500"	2 1/2"	55"	49 1/5"
19"	66"	0.500"	2 1/2"	61"	55 1/5"
19"	72"	0.500"	2 1/2"	67"	61 1/5"
19"	84"	0.500"	2 1/2"	79"	73 1/5"
24"	36"	0.030"	2"	32"	25 1/5"
24"	42"	0.030"	2"	38"	31 1/5"
24"	48"	0.030"	2"	44"	37 1/5"
24"	60"	0.030"	2"	56"	49 1/5"
24"	66"	0.030"	2"	62"	55 1/5"
24"	72"	0.030"	2"	68"	61 1/5"
24"	84"	0.030"	2"	80"	73 1/5"
30"	36"	0.030"	2"	32"	25 1/5"
30"	42"	0.030"	2"	38"	31 1/5"
30"	48"	0.030"	2"	44"	37 1/5"
30"	60"	0.030"	2"	56"	49 1/5"
30"	66"	0.030"	2"	62"	55 1/5"
30"	72"	0.030"	2"	68"	61 1/5"
30"	84"	0.030"	2"	80"	73 1/5"
36"	60"	0.030"	2"	56"	49 1/5"
36"	66"	0.030"	2"	62"	55 1/5"
36"	72"	0.030"	2"	68"	61 1/5"
36"	84"	0.030"	2"	80"	73 1/5"

Surface Materials



Woodgrain laminates are always oriented with the grain direction running parallel with the length of the table top. You cannot specify woodgrain laminates with end- or side-matched grain directions.

Table top

- Low-Pressure Laminate
- High-Pressure Laminate
- Open Line laminate
- Wood veneer
- Customiz stain (option)

Edge

- 3 mm plastic
- Wood veneer

Legs

- Paint

Underside

- Laminate backer

Pop-up power

- 4799 Platinum Metallic
- 7243 Seagull
- 7360 Merle

Flush power

- 6053 Seagull
- 6527 Merle

Grommet

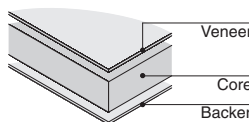
- Black plastic

Vertical cable manager

- 6527 Merle

Horizontal cable manager

- P631 Dark Heather Grey



Wood veneer table tops

are fabricated with Architectural Grade AA hand-selected hardwood veneer, plain sliced, book matched, and bonded to the core with a backing sheet for balance. Due to natural variations in wood, finished products may vary from samples in color, texture, and grain.

Non-Flip Training Tables, continued

Wood is a natural material; slight variations occur in veneer texture, color, grain configuration, and stain acceptance. Steelcase stains are all applied with an exacting regard for consistency and are well within traditional tolerances for wood products.

Tip: Finished tops may vary slightly in tone or character from each other or from the samples Steelcase produces. No guarantee can be made of an absolutely exact match.

Swatch cards and actual samples of standard wood veneers

are available from your Customer Service representative.

Additional wood veneer species

are available. To confirm availability and to determine pricing, contact your local dealer, the Steelcase Solutions Resource Team, or the Steelcase Solutions Fulfillment Team at 1.888.STEELCASE (1.888.783.3522) or send an e-mail to lineone@steelcase.com.

Stains applied to Steelcase wood veneer table tops are standard with the same stain color applied to both the top and the solid hardwood edge profile. Steelcase strives to produce a consistently high quality product and some natural variation in color is to be expected. This is especially apparent on natural woods which have no stain applied. This color variation is normal and reflects the unique and natural properties of wood. This should not be considered a defect.

Care & Maintenance

Laminate should be cleaned with soap and water. For stubborn stains, use a non-abrasive household cleaner.

Veneers should be cleaned regularly with mild soap and water and dried with a soft cloth. To polish, use silicone-free household polishes. Use sparingly.

Tip: Never use ammonia based cleaners or wax on wood surfaces.

Powder coat finishes on table legs

should be cleaned with a liquid detergent and water. Remove stubborn stains with liquid cleanser, such as Formula 409.

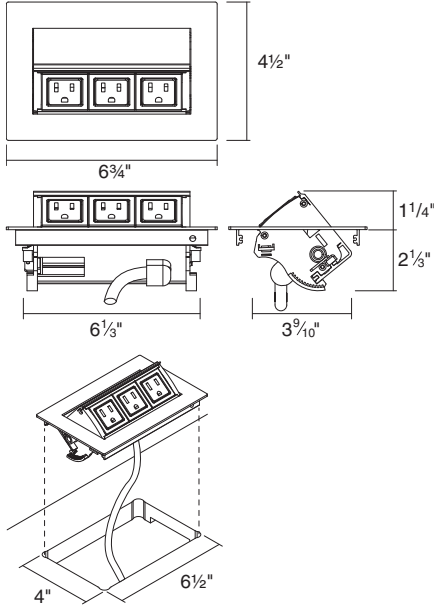
Tables should be inspected and maintained regularly by tightening screws and bolts, inspecting casters and glides for damage, and inspecting all moving parts for damage and wear.



Training Table Power and Connections

Power, Data, and Wiring

Pop-up power



Pop-up power is a 4 1/2" x 6 3/4" desktop module and can be configured in several choices:

- Three power
- Two power/one data
- Two power/one USB-A+C 20W
- One power/one USB-C 100W

The pop-up power unit has a six-foot power cord and choice of standard NEMA 15-amp plug or low profile plug type.

For access to the outlets, the user opens a hinged door. Pop-up power can not be closed when cords are attached. Pop-up power are NRTL and CSA listed. When data is specified, an array of faceplates are supplied to accommodate a range of voice/data communication outlets.

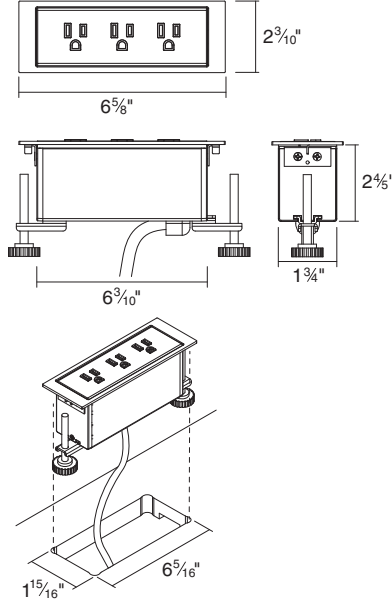
Hinge Door

4799 Platinum
7243 Seagull
7360 Merle

Outlets

6527 Merle
6053 Seagull
6527 Merle

Flush Power



Flush power is a 2 3/10" x 6 5/8" desktop module and can be configured in several choices:

- Three power
- Two power/one data
- Two power/one USB-A+C 20W
- One power/one USB-C 100W

The flush power unit has a six-foot power cord and choice of standard NEMA 15-amp plug or low profile plug type. Flush power are NRTL and CSA listed.

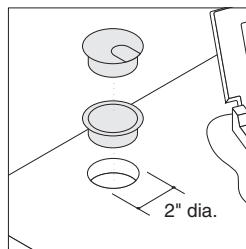
When data is specified, an array of faceplates are supplied to accommodate a range of voice/data communication outlets.

Factory installed cutouts are available as standard option for tables. For the top to have a factory installed cutout, you must specify the option, where applicable, otherwise the table will be shipped without a cutout.

▶ See pages 115 and 116

Field installed desktop modules are ordered separately, not as an option, therefore, the table top will not have a cutout and must be cut in the field per the required locations.

▶ See pages 115 and 116



Grommets are available and have a 2" diameter opening. For factory cutout, specify the grommet as an option on the table. Field installation is available. To specify, order the grommet and the table as separate items.

Power Compatibility

Legend

■ = Compatible

	Flush Center	Flush Left & Right	Pop-Up Center	Pop-Up Left & Right	Grommet Center	Grommet Left & Right
--	--------------	--------------------	---------------	---------------------	----------------	----------------------

Table Type and Dimension

Groupwork Rectangle

19" x 48"	■	N.A.	N.A.	N.A.	■	N.A.
19" x 60"	■	N.A.	N.A.	N.A.	■	N.A.
19" x 66"	■	N.A.	N.A.	N.A.	■	N.A.
19" x 72"	■	■	N.A.	N.A.	■	■
19" x 84"	■	■	N.A.	N.A.	■	■
24" x 36"	■	N.A.	■	N.A.	■	N.A.
24" x 42"	■	N.A.	■	N.A.	■	N.A.
24" x 48"	■	N.A.	■	N.A.	■	N.A.
24" x 60"	■	N.A.	■	N.A.	■	N.A.
24" x 66"	■	N.A.	■	N.A.	■	N.A.
24" x 72"	■	■	■	■	■	■
24" x 84"	■	■	■	■	■	■
30" x 36"	■	N.A.	■	N.A.	■	N.A.
30" x 42"	■	N.A.	■	N.A.	■	N.A.
30" x 48"	■	N.A.	■	N.A.	■	N.A.
30" x 60"	■	N.A.	■	N.A.	■	N.A.
30" x 66"	■	N.A.	■	N.A.	■	N.A.
30" x 72"	■	■	■	■	■	■
30" x 84"	■	■	■	■	■	■

Groupwork Team

36" x 60"	■	N.A.	■	N.A.	■	N.A.
36" x 66"	■	N.A.	■	N.A.	■	N.A.
36" x 72"	■	■	■	■	■	■
36" x 84"	■	■	■	■	■	■

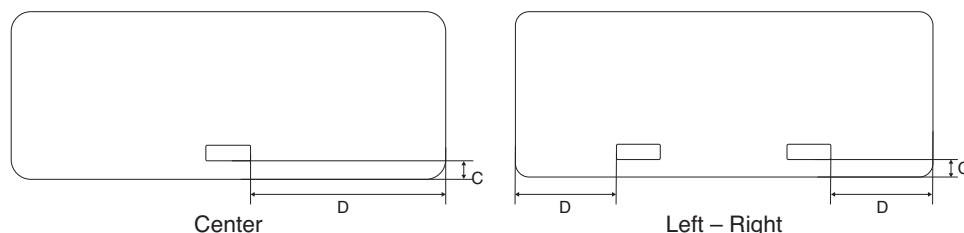
Tip: Cannot have differing devices on same table top.

Tip: Cannot combine power and grommets on the same table top.

Power Access Locations for Groupwork Training Tables

Groupwork Rectangle					
	Power Access	ALL	FLUSH	POPUP	GROMMET
Size	Power Position	C	D	D	D
19" x 48"	Center	2½"	20⅝"	N.A.	23"
	Left-Right	N.A.	N.A.	N.A.	N.A.
19" x 60"	Center	2½"	26⅝"	N.A.	29"
	Left-Right	N.A.	N.A.	N.A.	N.A.
19" x 66"	Center	2½"	29⅝"	N.A.	32"
	Left-Right	N.A.	N.A.	N.A.	N.A.
19" x 72"	Center	2½"	32⅝"	N.A.	35"
	Left-Right	2½"	14⅝"	N.A.	17"
19" x 84"	Center	2½"	38⅝"	N.A.	41"
	Left-Right	2½"	17⅝"	N.A.	20"
24" x 36"	Center	2½"	14⅝"	14¾"	17"
	Left-Right	N.A.	N.A.	N.A.	N.A.
24" x 42"	Center	2½"	17⅝"	17¾"	20"
	Left-Right	N.A.	N.A.	N.A.	N.A.
24" x 48"	Center	2½"	20⅝"	20¾"	23"
	Left-Right	N.A.	N.A.	N.A.	N.A.
24" x 60"	Center	2½"	26⅝"	26¾"	29"
	Left-Right	N.A.	N.A.	N.A.	N.A.
24" x 66"	Center	2½"	29⅝"	29¾"	32"
	Left-Right	N.A.	N.A.	N.A.	N.A.
24" x 72"	Center	2½"	32⅝"	32¾"	35"
	Left-Right	2½"	14⅝"	14¾"	17"
24" x 84"	Center	2½"	38⅝"	38¾"	41"
	Left-Right	2½"	17⅝"	17¾"	20"
30" x 36"	Center	2½"	14⅝"	14¾"	17"
	Left-Right	N.A.	N.A.	N.A.	N.A.
30" x 42"	Center	2½"	17⅝"	17¾"	20"
	Left-Right	N.A.	N.A.	N.A.	N.A.
30" x 48"	Center	2½"	20⅝"	20¾"	23"
	Left-Right	N.A.	N.A.	N.A.	N.A.
30" x 60"	Center	2½"	26⅝"	26¾"	29"
	Left-Right	N.A.	N.A.	N.A.	N.A.
30" x 66"	Center	2½"	29⅝"	29¾"	32"
	Left-Right	N.A.	N.A.	N.A.	N.A.
30" x 72"	Center	2½"	32⅝"	32¾"	35"
	Left-Right	2½"	14⅝"	14¾"	17"
30" x 84"	Center	2½"	38⅝"	38¾"	41"
	Left-Right	2½"	17⅝"	17¾"	20"

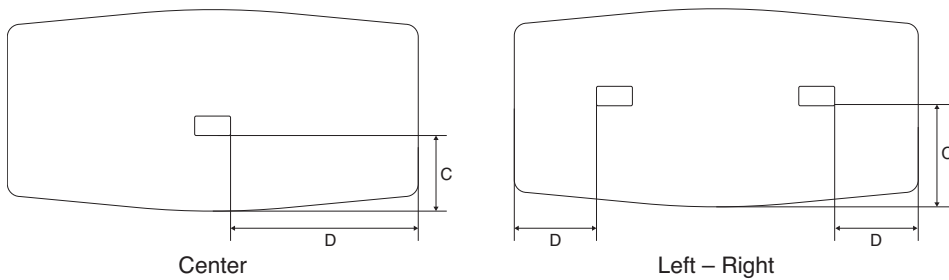
Tip: Dimensions here are based on modular widths. Parametric widths may have varying dimensions.



Power Access Locations for Groupwork Training Tables, continued

Groupwork Team										
Power Access	FLUSH	POPOP	GROMMET	FLUSH	POPOP	GROMMET	FLUSH	POPOP	GROMMET	
Table Type	Non-Flip			Flip			Flip and Non-Flip			
Size	Power Position	C	C	C	C	C	C	D	D	D
36" x 60"	Center	17"	16"	17"	13 ³ / ₁₀ "	11 ¹ / ₂ "	20 ³ / ₅ "	26 ¹ / ₅ "	26 ³ / ₄ "	29"
	Left-Right	N.A.	N.A.	N.A.	N.A.	N.A.	N.A.	N.A.	N.A.	N.A.
36" x 66"	Center	17"	16"	17"	13 ³ / ₁₀ "	11 ¹ / ₂ "	20 ³ / ₅ "	29 ¹ / ₅ "	29 ³ / ₄ "	32"
	Left-Right	N.A.	N.A.	N.A.	N.A.	N.A.	N.A.	N.A.	N.A.	N.A.
36" x 72"	Center	17"	16"	17"	13 ³ / ₁₀ "	11 ¹ / ₂ "	20 ³ / ₅ "	32 ¹ / ₅ "	32 ³ / ₄ "	35"
	Left-Right	17"	16"	17"	18 ³ / ₁₀ "	18 ³ / ₁₀ "	15 ¹ / ₁₀ "	14 ¹ / ₅ "	14 ³ / ₄ "	17"
36" x 84"	Center	17"	16"	17"	13 ³ / ₁₀ "	11 ¹ / ₂ "	20 ³ / ₅ "	38 ¹ / ₅ "	38 ³ / ₄ "	41"
	Left-Right	17"	16"	17"	18 ³ / ₁₀ "	18 ³ / ₁₀ "	15 ¹ / ₁₀ "	17 ¹ / ₅ "	17 ³ / ₄ "	20"

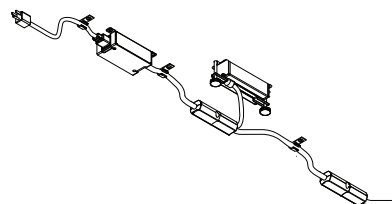
Tip: Dimensions here are based on modular widths. Parametric widths may have varying dimensions.



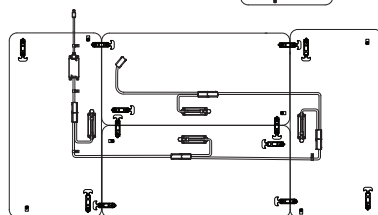
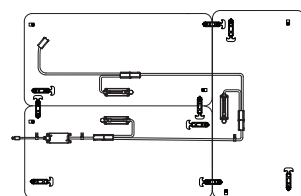
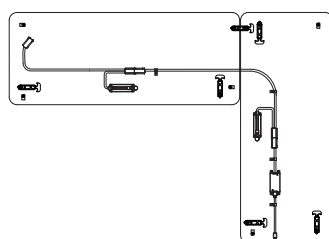
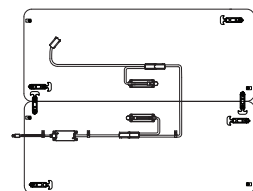
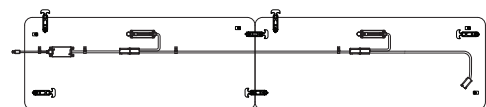
Seating Capacity Guidelines

Depth	Width	Approximate Capacity
Groupwork Rectangle		
19"	48"	1
19"	60"	2
19"	66"	2
19"	72"	2
19"	84"	2
24"	36"	1
24"	42"	1
24"	48"	1
24"	60"	2
24"	66"	2
24"	72"	2
24"	84"	2
30"	36"	1
30"	42"	1
30"	48"	1
30"	60"	2
30"	66"	2
30"	72"	2
30"	84"	2

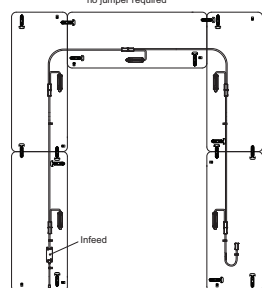
Depth	Width	Approximate Capacity
Groupwork Team		
36"	60"	4
36"	66"	4
36"	72"	4
36"	84"	6



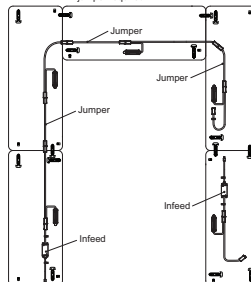
When several tables need to be connected to one another, providing power to the entire series, modular power can be specified as an option. When modular power is specified, a flush or pop-up power unit is required to be specified in order to access power. When modular power is selected, an infeed needs to be ordered. These are ordered separately. One infeed can support up to a maximum of eight connections. Tables 60"W or less require one infeed per eight tables. Tables 60 1/4"W and greater with one power unit require a jumper which counts as a connection, so one infeed per four tables is needed. Jumpers ship automatically when needed. Each power unit also counts as a connection so tables 72"W and greater with two power units require a new infeed every four tables.



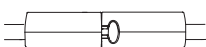
Tables 36"W to 60"W—
no jumper required



Tables 60 1/4"W to 84"W—
jumper required

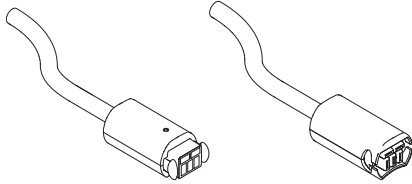


The installation of the modular power system must be followed in accordance with all assembly directions. Improper usage could result in risk of fire or electric shock. Only connect to products labeled "Modular Power System". For use in indoor, dry locations only.

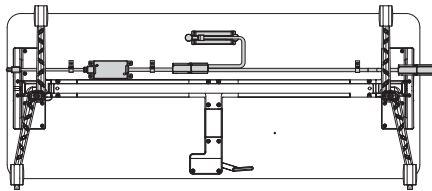


The modular power kit consists of one "male" modular connector and one "female" modular connector allowing only one way to connect the power system. The modular connectors snap together, and easily disengage by pressing the release buttons on either side of the connection. The modular connectors are designed for easy end-user reconfigurations.

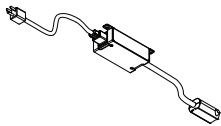
Training Table Power and Connections, continued



The modular connectors are pattern-coded for intuitive match-up when connecting the modular power system. Match the pattern in order to properly connect tables together.

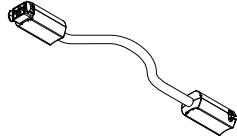


The modular power system is easily installed into pre-drilled holes in the table. The modular power system connectors are easily accessible and always in the same location, and comes with all the necessary hardware.



Modular power requires an infeed to power the tables which are ordered separately. The power cord is 6 feet with the option for either a 15-amp plug or a low profile plug.

One infeed can support up to a maximum of eight connections. Tables 60"W or less require one infeed per eight tables. Tables 60¹/₁₆"W and greater with one power unit require a jumper which counts as a connection, so one infeed per four tables is needed. Jumpers ship automatically when needed. Each power unit also counts as a connection so tables 72"W and greater with two power units require a new infeed every four tables.



The modular power system is based on the width of the table. For tables wider than 60", a jumper is required and will be shipped automatically, no need to order separately. There are eight connections allowed per infeed, using jumpers adds connections and reduces the number of tables that can be linked together before a new infeed is required.

Specifying desktop power with modular power system.

Tip: Grommets cannot be mixed with desktop modules on a single table.

1. Determine the type of desktop module required and its configuration.

Desktop power is required when using modular power. Choose between flush or pop-up power and pick the desired configuration.

Tip: Grommets are available, however, cannot be used with desktop or modular power as they occupy the same space as desktop power units.

2. Determine how many desktop modules.

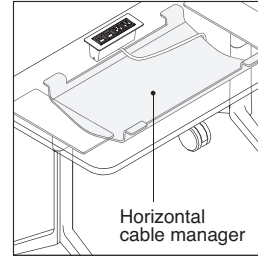
Understand the number of people sitting at the table with the requirements between power, data, and USB along with where the desktop modules are located, one in the center or two in left and right position for individual or shared use.

3. Table width determines your modular power harness length.

When table width has been specified and modular power is selected, SmartTools will automatically select the proper length modular power unit for your table. It will also automatically include a jumper if required.

4. Determine number of infeeds required.

Infeeds are required when using modular power and are ordered separately with either a 15-amp plug or a low profile plug to power the tables. One infeed can support up to a maximum of eight connections. One infeed per eight tables is required on tables 60"W or less. One infeed per four tables is required on tables greater than 60"W.

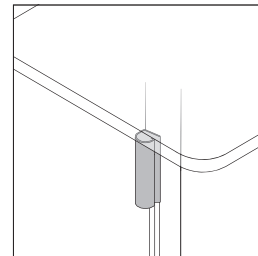


Horizontal Cable Manager Dimensions

Plan Width	Actual Width
36"	20"
42"	23"
48"	29"
60"	44"
66"	47"
72"	53"
84"	65"

Horizontal cable managers are available as an option or a separate style number and match the width of the table. They are made of molded PET felt and hinge on one side for easy user access.

Tip: Horizontal cable managers on 24"D tables with pop-up power selected will have interference with the power unit. The PET can be cut in the field to accommodate the power, if required.



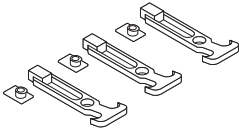
Vertical cable managers can be added to help route cables down the leg to the floor or wall.

Vertical Cable Manager Dimensions

Plan Depth	Actual Depth
19"	5"
24"	10"
30"	10"
36"	10"

Vertical cable managers designed to work on 24/30"D and 36"D legs will not fit on 19"D legs.

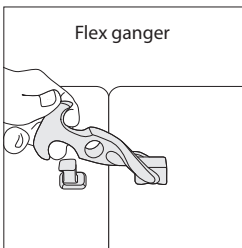
Connections



Flex Ganger Package	Style Number
---------------------	--------------

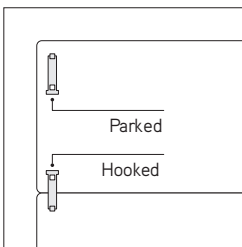
Flex Ganger	TS4FG
-------------	--------------

Flex ganger packages are available and are installed on-site. They are useful in situations when tables will frequently be reconfigured and reganged. Specify one package for each table.



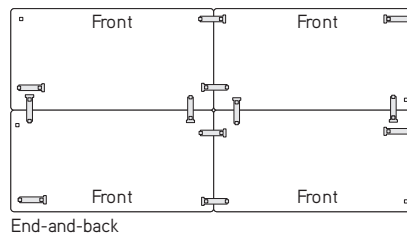
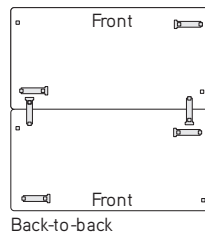
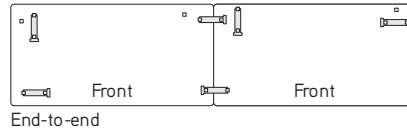
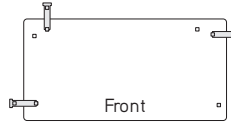
Flex gangers can be used to easily link adjacent tables in multiple configurations. Flex gangers use a flexible loop that engages a hook to hold two adjacent table tops in place. No tools are required to stretch the loop across the seam between two table edges and to connect it to the hook on the adjacent table. All flex ganger locations are pre-drilled for simple relocation when desired.

When modular power is selected, flexible ganging brackets are required and will automatically be added to your order. If additional ganging brackets are desired, more can be ordered using style number **TS4FG**.

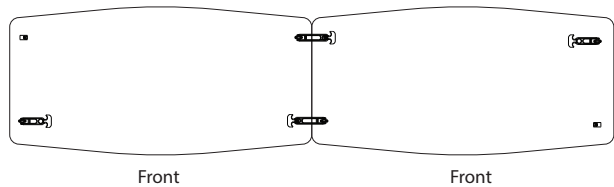


Flex gangers that are not in use can be folded back into the parked position.

Rectangle Tables Flex Ganger Locations



Team Tables Flex Ganger Locations



► Options, continued from previous page

	Options	U.S. Price	Required to Specify
Surface Materials, continued	Pop-up power		
	• Paint price group 1	No cost	Specify paint color number.
	• Paint price group 2	+\$ 69	Specify paint color number.
	Soft caster finish		
	• Light	No cost	Specify with <i>light soft caster finish</i> .
	• Dark	No cost	Specify with <i>dark soft caster finish</i> .
	Modesty panel		
	• Fabric price group 1	No cost	Specify fabric color number.
	• Fabric price group 2	+\$ 53	Specify fabric color number.
	• Fabric price group 3	+\$142	Specify fabric color number.
	Grain Direction		
	• No grain direction	No cost	Specify with <i>no grain direction</i> .
	• Long grain direction	No cost	Specify with <i>long grain direction</i> .
	• Short grain direction	No cost	Specify with <i>short grain direction</i> .
	Mobility		
	• Mobile – 4 standard casters	No cost	Specify with <i>4 standard casters</i> and select caster type.
	• Mobile – 4 soft casters	+\$152	Specify with <i>4 soft casters</i> and select caster type and soft caster finish.
	Caster Type		
	• Two locking casters and two non-locking casters	No cost	Specify with <i>two locking casters and two non-locking casters</i> .
	• Four locking casters	No cost	Specify with <i>four locking casters</i> .
	Modesty Panel		
	• 36"W	+\$504	Specify with <i>36"W modesty panel</i> .
	• 42"W	+\$533	Specify with <i>42"W modesty panel</i> .
	• 48"W	+\$573	Specify with <i>48"W modesty panel</i> .
	• 60"W	+\$616	Specify with <i>60"W modesty panel</i> .
	• 66"W	+\$626	Specify with <i>66"W modesty panel</i> .
	• 72"W	+\$648	Specify with <i>72"W modesty panel</i> .
	• 84"W	+\$688	Specify with <i>84"W modesty panel</i> .
	Cable Manager		
	• No cable manager	No cost	Specify with <i>no cable manager</i> .
	• 19" vertical cable manager	+\$ 78	Specify with <i>19" vertical cable manager</i> .
	• 24"/30" vertical cable manager	+\$115	Specify with <i>24"/30" vertical cable manager</i> .
	• Horizontal cable manager	+\$418	Specify with <i>horizontal cable manager</i> .
	• Vertical and horizontal cable managers	+\$455	Specify with <i>vertical and horizontal cable manager</i> .
	Power Access		
	• No power access	No cost	Specify with <i>no power access</i> .
	• Flush power	+\$420	Specify with <i>flush power</i> and select color number.
	• Pop-up power	+\$442	Specify with <i>pop-up power</i> and select color number.
	• Grommet	+\$115	Specify with <i>grommet only</i> .
	Power Position		
	• Center	No cost	Specify with <i>center position</i> .
	• Left and right	No cost	Specify with <i>left and right power position</i> .
	Power Configuration		
	• Two power, one data	No cost	Specify with <i>two power, one data</i> .
	• Three power	+\$ 5	Specify with <i>three power</i> .
	• Two power, one USB-A+C 20W	+\$203	Specify with <i>two power, one USB-A+C 20W</i> .
	• One power, one USB-C 100W	+\$382	Specify with <i>one power, one USB-C 100W</i> .

► Options, continued on next page

Tip: Clamp on power units and monitor arms are not allowed on flip-top tables.

Tip: Short grain can only be applied to tops less than 60"W.

Tip: Grain direction is only available when veneer is specified.

Tip: Soft casters are recommended for use on hard floors.

Tip: Horizontal cable managers are not available on 19"D tables.

Tip: Horizontal cable managers on 24"D tables with pop-up power selected will have interference with the power unit.

Tip: Pop-up power is not available on 19"D flip-top tables.

Tip: Left and right available on tables 72"W and greater.

Tip: When left and right is specified, cost of power configuration will double.

Tip: The same power configurations and upcharges apply for both the flush power and pop-up power options.

When USB-A+C is specified, there will be one USB-A and one USB-C port. When USB-C is specified, there is one USB port.

Rectangle Flip-Top Training Tables, continued

► Options, continued from previous page

Tip: An infeed is required when modular power is selected and is ordered separately.

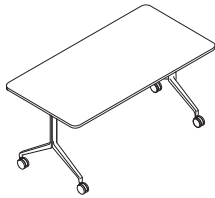
Tip: When modular power is selected, a flush or pop-up power unit is required.

Tip: Ganging is required when modular power is selected.

Options	U.S. Price	Required to Specify
Power Type		
• No modular power	No cost	Specify with no modular power.
For 36"W to 84"W tables		
• Center modular power (36"W–60"W)	+\$107	Specify with center modular power.
• Center modular power (60 ¹ / ₁₆ "W–84"W)	+\$244	Specify with center modular power.
For 72"W to 84"W tables only		
• Left and right modular power	+\$214	Specify with left and right modular power.
Power Plug Type		
• Standard NEMA 3-prong	No cost	Specify with standard NEMA 3-prong.
• Low profile plug	+\$ 43	Specify with thread low profile plug.
Ganging		
• No ganging	No cost	Specify with no ganging.
• Ganging	+\$115	Specify with ganging.

Specification Information

Style Number	Depth	Modular Parametric	U.S. Base Prices							
			Widths							
			36"W	42"W	48"W	60"W	66"W	72"W	84"W	
			36"W –	42"W –	48"W –	60"W –	66"W –	72"W –	84"W	
			41 ¹⁵ / ₁₆ "W	47 ¹⁵ / ₁₆ "W	59 ¹⁵ / ₁₆ "W	65 ¹⁵ / ₁₆ "W	71 ¹⁵ / ₁₆ "W	83 ⁵ / ₁₆ "W		



Laminate

TS4FLIP2	19"	N.A.	N.A.	\$1962	\$2001	\$2038	\$2073	\$2287
	24"	\$1955	\$1980	\$1980	\$2026	\$2073	\$2113	\$2347
	30"	\$2021	\$2021	\$2021	\$2086	\$2137	\$2190	\$2440

Composite Veneer

TS4FLIP2	19"	N.A.	N.A.	\$3086	\$3148	\$3205	\$3261	\$3599
	24"	\$3072	\$3116	\$3116	\$3189	\$3261	\$3326	\$3692
	30"	\$3180	\$3180	\$3180	\$3283	\$3362	\$3443	\$3837

Veneer

TS4FLIP2	19"	N.A.	N.A.	\$3198	\$3263	\$3322	\$3380	\$3730
	24"	\$3184	\$3230	\$3230	\$3305	\$3380	\$3448	\$3827
	30"	\$3296	\$3296	\$3296	\$3404	\$3484	\$3569	\$3976

Tip: The 19"D legs are different and do not nest with 24"D or 30"D legs.



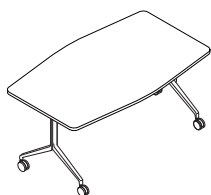
For Canadian Pricing

Multiply U.S. Price by the Canadian price factor.

► See page 1 for details.



Team Flip-Top Training Tables



Tip: It is recommended to move one table at a time for both in-use or nested position.

Standard Includes	Required to Specify
<ul style="list-style-type: none"> ▶ Need help? Product details, page 106 • Table: 1"- thick top, Low-Pressure or High-Pressure Laminate price group 1 or composite veneer price group 1 • 3 mm radius profile edge: plastic • Cast legs with 4 standard casters: paint group 1 • Reinforcing channel • Underside color scheme: light or dark 	<ol style="list-style-type: none"> 1 Style number 2 Size option (see below under Required Selections) 3 Table size (see below under Required Selections) 4 Low-Pressure or High-Pressure Laminate or composite veneer color number for table 5 Plastic edge band color number for table, if selected 6 Paint color number for legs 7 Underside color scheme 8 Options, if selected (see below) <p>▶ See <i>Surface Materials</i>, page 166.</p>

Size Option	Required Selections	U.S. Price	Required to Specify
	<ul style="list-style-type: none"> • Modular • Parametric 	<ul style="list-style-type: none"> No cost No cost 	<ul style="list-style-type: none"> Specify <i>with modular</i>. Specify <i>with parametric</i>.

Table Size	Required Selections	U.S. Price	Required to Specify
	<ul style="list-style-type: none"> • Depth 	Prices at right	Specify depth.

Surface Materials	Options	U.S. Price	Required to Specify
	<ul style="list-style-type: none"> • High-Pressure Laminate price group 2 <ul style="list-style-type: none"> – 60"W +\$ 36 – 66"W +\$ 36 – 72"W +\$ 36 – 84"W +\$ 44 • High-Pressure Laminate price group 3 <ul style="list-style-type: none"> – 60"W +\$ 69 – 66"W +\$ 69 – 72"W +\$ 69 – 84"W +\$ 89 • Open Line laminate +\$111 plus cost of laminate 		<ul style="list-style-type: none"> Specify laminate color number. Specify laminate color number. Specify laminate color number. Specify laminate color number. Specify laminate color number. Specify laminate color number. Specify laminate color number. Specify laminate color number. ▶ See <i>Surface Materials Reference Manual</i>.

Tip: Veneer worksurfaces do not have a colored laminate underside. The underside color must still be specified for the support brackets and reinforcing channels.

Tip: Attaching monitor arms to freestanding tables with casters or glides is not recommended due to tipping hazards.

Tip: Clamp on power units and monitor arms are not allowed on flip-top tables.

Tip: Grain direction is only available when veneer is specified.

Composite veneer	Options	U.S. Price	Required to Specify
	<ul style="list-style-type: none"> • Composite veneer group 1 • Composite veneer group 2 	<ul style="list-style-type: none"> Prices at right +\$108 	<ul style="list-style-type: none"> Specify composite veneer color number. Specify composite veneer color number.

Wood veneer	Options	U.S. Price	Required to Specify
	<ul style="list-style-type: none"> • Wood group 1 • Wood group 2 • Wood group 3 • Customiz stain • Full-fill finish on wood group 1 	<ul style="list-style-type: none"> Prices at right +\$118 +\$416 No cost +\$118 	<ul style="list-style-type: none"> Specify wood color number. Specify wood color number. Specify wood color number. Specify <i>with customiz stain</i>. ▶ See <i>Surface Materials Reference Manual</i>.

Legs	Options	U.S. Price	Required to Specify
	<ul style="list-style-type: none"> • Paint price group 1 • Paint price group 2 • Paint price group 3 	<ul style="list-style-type: none"> No cost +\$ 69 +\$113 	<ul style="list-style-type: none"> Specify paint color number. Specify paint color number. Specify paint color number.

Underside color scheme	Options	U.S. Price	Required to Specify
	<ul style="list-style-type: none"> • Light • Dark 	<ul style="list-style-type: none"> No cost No cost 	<ul style="list-style-type: none"> Specify <i>with light</i>. Specify <i>with dark</i>.

Pop-up power	Options	U.S. Price	Required to Specify
	<ul style="list-style-type: none"> • Paint price group 1 • Paint price group 2 	<ul style="list-style-type: none"> No cost +\$ 69 	<ul style="list-style-type: none"> Specify paint color number. Specify paint color number.

Soft caster finish	Options	U.S. Price	Required to Specify
	<ul style="list-style-type: none"> • Light • Dark 	<ul style="list-style-type: none"> No cost No cost 	<ul style="list-style-type: none"> Specify <i>with light soft caster finish</i>. Specify <i>with dark soft caster finish</i>.

Grain Direction	Options	U.S. Price	Required to Specify
	<ul style="list-style-type: none"> • No grain direction • Long grain direction 	<ul style="list-style-type: none"> No cost No cost 	<ul style="list-style-type: none"> Specify <i>with no grain direction</i>. Specify <i>with long grain direction</i>.

▶ Options, continued on next page

► Options, continued from previous page

Options	U.S. Price	Required to Specify
Mobility	<ul style="list-style-type: none"> • Mobile – 4 standard casters No cost • Mobile – 4 soft casters +\$152 	Specify with 4 standard casters and select caster type. Specify with 4 soft casters and select caster type and soft caster finish.
Caster Type	<ul style="list-style-type: none"> • Two locking casters and two non-locking casters No cost • Four locking casters No cost 	Specify with two locking casters and two non-locking casters. Specify with four locking casters.
Cable Manager	<ul style="list-style-type: none"> • No cable manager No cost • Vertical cable manager +\$115 • Horizontal cable manager +\$418 • Vertical and horizontal cable managers +\$455 	Specify with no cable manager. Specify with vertical cable manager. Specify with horizontal cable manager. Specify with vertical and horizontal cable manager.
Power Access	<ul style="list-style-type: none"> • No power access No cost • Flush power +\$420 • Pop-up power +\$442 • Grommet +\$115 	Specify with no power access. Specify with flush power and select color number. Specify with pop-up power and select color number. Specify with grommet only.
Power Position	<ul style="list-style-type: none"> • Center No cost • Left and right No cost 	Specify with center position. Specify with left and right power position.
Power Configuration	<ul style="list-style-type: none"> • Two power, one data No cost • Three power +\$ 5 • Two power, one USB-A+C 20W +\$203 • One power, one USB-C 100W +\$382 	Specify with two power, one data. Specify with three power. Specify with two power, one USB-A+C 20W. Specify with one power, one USB-C 100W.
Power Type	<ul style="list-style-type: none"> • No modular power No cost <p>For 60"W to 84"W tables</p> <ul style="list-style-type: none"> • Center modular power (60"W) +\$107 • Center modular power (60¹/₁₆"W–84"W) +\$244 <p>For 72"W to 84"W tables only</p> <ul style="list-style-type: none"> • Left and right modular power +\$214 	Specify with no modular power. Specify with center modular power. Specify with center modular power. Specify with left and right modular power.
Power Plug Type	<ul style="list-style-type: none"> • Standard NEMA 3-prong No cost • Low profile plug +\$ 43 	Specify with standard NEMA 3-prong. Specify with thread low profile plug.
Ganging	<ul style="list-style-type: none"> • No ganging No cost • Ganging +\$115 	Specify with no ganging. Specify with ganging.

Tip: Soft casters are recommended for use on hard floors.

Tip: Left and right available on tables 72"W and greater.

Tip: When left and right is specified, cost of power configuration will double.

Tip: The same power configurations and upcharges apply for both the flush power and pop-up power options.

Tip: When USB-A+C is specified, there will be one USB-A and one USB-C port. When USB-C is specified, there is one USB port.

Tip: An infeed is required when modular power is selected and is ordered separately.

Tip: When modular power is selected, a flush or pop-up power unit is required.

Tip: Ganging is required when modular power is selected.



For Canadian Pricing
Multiply U.S. Price by the Canadian price factor.
► See page 1 for details.

Specification Information

Style Number	Depth	U.S. Base Prices				
		Modular	Widths			
		Parametric	60"W	66"W	72"W	84"W
			60"W –	66"W –	72"W –	84"W
			65 ¹⁵ / ₁₆ "W	71 ¹⁵ / ₁₆ "W	83 ¹⁵ / ₁₆ "W	

Laminate

TS4FLIPTM	36"	\$2220	\$2276	\$2336	\$2498

Composite Veneer

TS4FLIPTM	36"	\$3492	\$3582	\$3675	\$3929

Veneer

TS4FLIPTM	36"	\$3620	\$3713	\$3809	\$4072

► Options, continued from previous page

	Options	U.S. Price	Required to Specify
Surface Materials, continued	Soft caster finish		
	• Light • Dark	No cost No cost	Specify with <i>light soft caster finish</i> . Specify with <i>dark soft caster finish</i> .
	Modesty panel		
	• Fabric price group 1 • Fabric price group 2 • Fabric price group 3	No cost +\$ 53 +\$142	Specify fabric color number. Specify fabric color number. Specify fabric color number.
Grain Direction	• No grain direction • Long grain direction • Short grain direction	No cost No cost No cost	Specify with <i>no grain direction</i> . Specify with <i>long grain direction</i> . Specify with <i>short grain direction</i> .
Mobility	• Mobile – 4 standard casters • Mobile – 4 soft casters • Static – 4 glides	No cost +\$152 +\$152	Specify with <i>4 standard casters</i> and select caster type. Specify with <i>4 soft casters</i> and select caster type and soft caster finish. Specify with <i>4 static glides</i> and select glide type.
Caster Type	• Two locking casters and two non-locking casters • Four locking casters	No cost No cost	Specify with <i>two locking casters and two non-locking casters</i> . Specify with <i>four locking casters</i> .
Modesty Panel	• 36"W • 42"W • 48"W • 60"W • 66"W • 72"W • 84"W	+\$504 +\$533 +\$573 +\$616 +\$626 +\$648 +\$688	Specify with <i>36"W modesty panel</i> . Specify with <i>42"W modesty panel</i> . Specify with <i>48"W modesty panel</i> . Specify with <i>60"W modesty panel</i> . Specify with <i>66"W modesty panel</i> . Specify with <i>72"W modesty panel</i> . Specify with <i>84"W modesty panel</i> .
Cable Manager	• No cable manager • 19" vertical cable manager • 24"/30" vertical cable manager • Horizontal cable manager • Vertical and horizontal cable managers	No cost +\$ 78 +\$115 +\$418 +\$455	Specify with <i>no cable manager</i> . Specify with <i>19" vertical cable manager</i> . Specify with <i>24"/30" vertical cable manager</i> . Specify with <i>horizontal cable manager</i> . Specify with <i>vertical and horizontal cable manager</i> .
Power Access	• No power access • Flush power • Pop-up power • Grommet	No cost +\$420 +\$442 +\$115	Specify with <i>no power access</i> . Specify with <i>flush power</i> and select color number. Specify with <i>pop-up power</i> and select color number. Specify with <i>grommet only</i> .
Power Position	• Center • Left and right	No cost No cost	Specify with <i>center position</i> . Specify with <i>left and right power position</i> .
Power Configuration	• Two power, one data • Three power • Two power, one USB-A+C 20W • One power, one USB-C 100W	No cost +\$ 5 +\$203 +\$382	Specify with <i>two power, one data</i> . Specify with <i>three power</i> . Specify with <i>two power, one USB-A+C 20W</i> . Specify with <i>one power, one USB-C 100W</i> .

► Options, continued on next page

Tip: Grain direction is only available when veneer is specified.

Tip: Short grain can only be applied to tops less than 60"W.

Tip: Soft casters are recommended for use on hard floors.

Tip: If a modesty panel is ordered with a clamp mount desktop device, the cords or the bottom of the desktop device will be on the outside of the modesty panel.

Tip: Horizontal cable managers are not available on 19"D tables.

Tip: Horizontal cable managers on 24"D tables with pop-up power selected will have interference with the power unit.

Tip: Pop-up power is not available on 19"D tables.

Tip: Left and right available on tables 72"W and greater.

Tip: When left and right is specified, cost of power configuration will double.

Tip: The same power configurations and upcharges apply for both the flush power and pop-up power options.

Tip: When USB-A+C is specified, there will be one USB-A and one USB-C port. When USB-C is specified, there is one USB port.

**For Canadian Pricing**

Multiply U.S. Price by the Canadian price factor.

► See page 1 for details.

Rectangle Non-Flip Training Tables, continued

► Options, continued from previous page

Tip: An infeed is required when modular power is selected and is ordered separately.

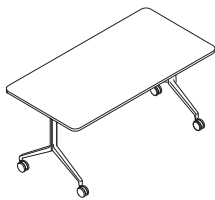
Tip: When modular power is selected, a flush or pop-up power unit is required.

Tip: Ganging is required when modular power is selected.

Options	U.S. Price	Required to Specify
Power Type		
• No modular power	No cost	Specify with no modular power.
For 36"W to 84"W Tables		
• Center modular power (36"W–60"W)	+\$107	Specify with center modular power.
• Center modular power (60 1/16"W–84"W)	+\$244	Specify with center modular power.
For 72"W to 84"W tables only		
• Left and right modular power	+\$214	Specify with left and right modular power.
Power Plug Type		
• Standard NEMA 3-prong	No cost	Specify with standard NEMA 3-prong.
• Low profile plug	+\$ 43	Specify with thread low profile plug.
Ganging		
• No ganging	No cost	Specify with no ganging.
• Ganging	+\$115	Specify with ganging.

Specification Information

Style Number	Depth	Modular Parametric	U.S. Base Prices						
			Widths						
			36"W	42"W	48"W	60"W	66"W	72"W	84"W
			36"W –	42"W –	48"W –	60"W –	66"W –	72"W –	84"W
			41 15/16"W	47 15/16"W	59 15/16"W	65 15/16"W	71 15/16"W	83 5/16"W	



Laminate

Style Number	Depth	Modular Parametric	36"W	42"W	48"W	60"W	66"W	72"W	84"W
TS4NFLIP	19"	N.A.	N.A.	\$1553	\$1584	\$1613	\$1636	\$1812	
	24"	\$1544	\$1567	\$1567	\$1605	\$1637	\$1675	\$1858	
	30"	\$1601	\$1601	\$1601	\$1650	\$1691	\$1734	\$1934	

Composite Veneer

Style Number	Depth	Modular Parametric	36"W	42"W	48"W	60"W	66"W	72"W	84"W
TS4NFLIP	19"	N.A.	N.A.	\$2453	\$2502	\$2546	\$2585	\$2862	
	24"	\$2438	\$2474	\$2474	\$2534	\$2585	\$2645	\$2935	
	30"	\$2528	\$2528	\$2528	\$2607	\$2670	\$2736	\$3050	

Veneer

Style Number	Depth	Modular Parametric	36"W	42"W	48"W	60"W	66"W	72"W	84"W
TS4NFLIP	19"	N.A.	N.A.	\$2543	\$2594	\$2638	\$2680	\$2966	
	24"	\$2527	\$2565	\$2565	\$2627	\$2680	\$2742	\$3043	
	30"	\$2621	\$2621	\$2621	\$2703	\$2768	\$2836	\$3162	

Tip: The 19"D legs are different and do not nest with 24"D or 30"D legs.



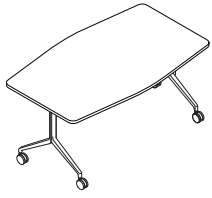
For Canadian Pricing

Multiply U.S. Price by the Canadian price factor.

► See page 1 for details.



Team Non-Flip Training Tables



► Need help? Product details, page 110

Standard Includes

- Table: 1"- thick top, Low-Pressure or High-Pressure Laminate price group 1 or composite veneer price group 1
- 3 mm radius profile edge: plastic
- Cast legs with 4 standard casters: paint group 1
- Reinforcing channel
- Underside color scheme: light or dark

Required to Specify

- 1 Style number
 - 2 Size option (see below under Required Selections)
 - 3 Table size (see below under Required Selections)
 - 4 Low-Pressure or High-Pressure Laminate or composite veneer color number for table
 - 5 Plastic edge band color number for table, if selected
 - 6 Paint color number for legs
 - 7 Underside color scheme
 - 8 Options, if selected (see below)
- See *Surface Materials*, page 166.

	Required Selections	U.S. Price	Required to Specify
Size Option	<ul style="list-style-type: none"> • Modular • Parametric 	No cost No cost	Specify <i>with modular</i> . Specify <i>with parametric</i> .

Table Size	<ul style="list-style-type: none"> • Width 	Prices at right	Specify width.
-------------------	---	-----------------	----------------

	Options	U.S. Price	Required to Specify
Surface Materials	<ul style="list-style-type: none"> • High-Pressure Laminate price group 2 – 60"W – 66"W – 72"W – 84"W • High-Pressure Laminate price group 3 – 60"W – 66"W – 72"W – 84"W • Open Line laminate 	+\$ 36 +\$ 36 +\$ 36 +\$ 44 +\$ 69 +\$ 69 +\$ 69 +\$ 89 +\$111 plus cost of laminate	Specify laminate color number. Specify laminate color number. Specify laminate color number. Specify laminate color number. Specify laminate color number. Specify laminate color number. Specify laminate color number. Specify laminate color number. Specify laminate color number. Specify laminate color number. ► See <i>Surface Materials Reference Manual</i> .

Composite veneer			
	<ul style="list-style-type: none"> • Composite veneer group 1 • Composite veneer group 2 	Prices at right +\$108	Specify composite veneer color number. Specify composite veneer color number.

Wood veneer			
	<ul style="list-style-type: none"> • Wood group 1 • Wood group 2 • Wood group 3 • Customiz stain • Full-fill finish on wood group 1 	Prices at right +\$118 +\$416 No cost +\$118	Specify wood color number. Specify wood color number. Specify wood color number. Specify <i>with customiz stain</i> . ► See <i>Surface Materials Reference Manual</i> .

Legs			
	<ul style="list-style-type: none"> • Paint price group 1 • Paint price group 2 • Paint price group 3 	No cost +\$ 69 +\$113	Specify paint color number. Specify paint color number. Specify paint color number.

Underside color scheme			
	<ul style="list-style-type: none"> • Light • Dark 	No cost No cost	Specify <i>with light</i> . Specify <i>with dark</i> .

Pop-up power			
	<ul style="list-style-type: none"> • Paint price group 1 • Paint price group 2 	No cost +\$ 69	Specify paint color number. Specify paint color number.

Soft caster finish			
	<ul style="list-style-type: none"> • Light • Dark 	No cost No cost	Specify <i>with light soft caster finish</i> . Specify <i>with dark soft caster finish</i> .

Grain Direction	<ul style="list-style-type: none"> • No grain direction • Long grain direction 	No cost No cost	Specify <i>with no grain direction</i> . Specify <i>with long grain direction</i> .
------------------------	--	--------------------	--

► Options, continued on next page

Tip: Veneer worksurfaces do not have a colored laminate underside. The underside color must still be specified for the support brackets and reinforcing channels.

Tip: Attaching monitor arms to freestanding tables with casters or glides is not recommended due to tipping hazards.

Tip: Grain direction is only available when veneer is specified.

► Options, continued from previous page

Options	U.S. Price	Required to Specify
Mobility	• Mobile – 4 standard casters	No cost
	• Mobile – 4 soft casters	+\$152
	• Static – 4 glides	+\$152
Caster Type	• Two locking casters and two non-locking casters	No cost
	• Four locking casters	No cost
Cable Manager	• No cable manager	No cost
	• Vertical cable manager	+\$115
	• Horizontal cable manager	+\$418
	• Vertical and horizontal cable managers	+\$455
Power Access	• No power access	No cost
	• Flush power	+\$420
	• Pop-up power	+\$442
	• Grommet	+\$115
Power Position	• Center	No cost
	• Left and right	No cost
Power Configuration	• Two power, one data	No cost
	• Three power	+\$ 5
	• Two power, one USB-A+C 20W	+\$203
	• One power, one USB-C 100W	+\$382
Power Type	• No modular power	No cost
	For 60"W to 84"W tables	
	• Center modular power (36"W-60"W)	+\$107
	• Center modular power (60 ¹ / ₁₆ "W-84"W)	+\$244
For 72"W to 84"W tables only		
	• Left and right modular power	+\$214
Power Plug Type	• Standard NEMA 3-prong	No cost
	• Low Profile plug	+\$ 43
Ganging	• No ganging	No cost
	• Ganging	+\$115

Tip: Soft casters are recommended for use on hard floors.

Tip: Left and right available on tables 72"W and greater.

Tip: When left and right is specified, cost of power configuration will double.

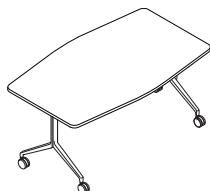
Tip: The same power configurations and upcharges apply for both the flush power and pop-up power options.

Tip: When USB-A+C is specified, there will be one USB-A and one USB-C port. When USB-C is specified, there is one USB port.

Tip: An infeed is required when modular power is selected and is ordered separately.

Tip: When modular power is selected, a flush or pop-up power unit is required.

Tip: Ganging is required when modular power is selected.



Specification Information

Style Number	Depth	Modular Parametric	U.S. Base Prices			
			Widths			
			60"W	66"W	72"W	84"W
			60"W –	66"W –	72"W –	84"W
			65 ¹⁵ / ₁₆ "W	71 ¹⁵ / ₁₆ "W	83 ¹⁵ / ₁₆ "W	

Laminate

TS4NFLIPTM	36"	\$1758	\$1804	\$1851	\$1977
------------	-----	--------	--------	--------	--------

Composite Veneer

TS4NFLIPTM	36"	\$2777	\$2847	\$2925	\$3122
------------	-----	--------	--------	--------	--------

Veneer

TS4NFLIPTM	36"	\$2879	\$2952	\$3033	\$3237
------------	-----	--------	--------	--------	--------

Fabric Modesty Panels



Tip: Fabric modesty panels are available for use on Groupwork tables with post legs or on Groupwork training tables.

Standard Includes	Required to Specify
-------------------	---------------------

- | | | |
|--|--|---|
| <ul style="list-style-type: none"> ▶ Need help? Product details, page 107 | <ul style="list-style-type: none"> • Modesty panel: fabric price group 1 • Attachment hardware | <ul style="list-style-type: none"> 1 Style number 2 Width (see below under Required Selections) 3 Fabric color number ▶ See <i>Surface Materials</i>, page 166. |
|--|--|---|

Width	Required Selections	U.S. Price	Required to Specify
-------	---------------------	------------	---------------------

Width	<ul style="list-style-type: none"> • 36"W • 42"W • 48"W • 60"W • 66"W • 72"W • 84"W 	<ul style="list-style-type: none"> See below See below See below See below See below See below See below 	<ul style="list-style-type: none"> Specify with 36" width. Specify with 42" width. Specify with 48" width. Specify with 60" width. Specify with 66" width. Specify with 72" width. Specify with 84" width.
--------------	--	---	---

Surface Materials	Options	U.S. Price	Required to Specify
-------------------	---------	------------	---------------------

Surface Materials	<ul style="list-style-type: none"> • Fabric price group 1 • Fabric price group 2 • Fabric price group 3 	<ul style="list-style-type: none"> No cost +\$ 53 +\$142 	<ul style="list-style-type: none"> Specify fabric color number. Specify fabric color number. Specify fabric color number.
--------------------------	--	---	--

Specification Information

Style Number	Dimensions		Corresponding Table Top Width	U.S. Base Price
	W	H		
TS4MP	22½"	11½"	36"	\$504
	25½"	11½"	42"	\$530
	31½"	11½"	48"	\$572
	46½"	11½"	60"	\$615
	49½"	11½"	66"	\$623
	55½"	11½"	72"	\$647
	67½"	11½"	84"	\$688



For Canadian Pricing

Multiply U.S. Price by the Canadian price factor.

▶ See page 1 for details.

Vertical Cable Manager



Tip: Vertical cable manager attaches to table leg with adhesive tape.

Tip: Vertical cable managers designed to work on 24"D, 30"D, or 36"D legs will not fit on 19"D legs.

Standard Includes		Required to Specify	
-------------------	--	---------------------	--

- | | | | |
|--|---|----------------|---|
| ▶ Need help? Product details, page 118 | <ul style="list-style-type: none"> Vertical cable manager: 6527 Merle Adhesive tape | 1 Style number | 2 Depth (see below under Required Selections) |
|--|---|----------------|---|

Required Selections		U.S. Price	Required to Specify
---------------------	--	------------	---------------------

Depth	<ul style="list-style-type: none"> 19"D 24"D 30"D 36"D 	No cost +\$37 +\$37 +\$37	Specify with 19" depth. Specify with 24" depth. Specify with 30" depth. Specify with 36" depth.
--------------	--	------------------------------------	--

Specification Information	
---------------------------	--

Style Number	U.S. Base Price
TS4VCM	\$78

Horizontal Cable Manager



Tip: Horizontal cable managers are not available on 19"D tables.

Tip: Horizontal cable managers on 24"D tables with pop-up power selected will have interference with the power unit. The PET can be cut in the field to accommodate the power, if required.

Standard Includes		Required to Specify	
-------------------	--	---------------------	--

- | | | | |
|--|---|----------------|---|
| ▶ Need help? Product details, page 118 | <ul style="list-style-type: none"> Horizontal cable manager: P631 Dark Heather Grey PET Attachment hardware | 1 Style number | 2 Width (see below under Required Selections) |
|--|---|----------------|---|

Required Selections		U.S. Price	Required to Specify
---------------------	--	------------	---------------------

Width	<ul style="list-style-type: none"> 36"W 42"W 48"W 60"W 66"W 72"W 84"W 	No cost No cost No cost No cost No cost No cost No cost	Specify with 36" width. Specify with 42" width. Specify with 48" width. Specify with 60" width. Specify with 66" width. Specify with 72" width. Specify with 84" width.
--------------	--	---	---

Specification Information	
---------------------------	--

Style Number	U.S. Price
TS4HCM	\$418

Groupwork



For Canadian Pricing

Multiply U.S. Price by the Canadian price factor.

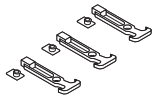
▶ See page 1 for details.

Cable Management Clip



Standard Includes		Required to Specify
<ul style="list-style-type: none"> Cable manager clip: black plastic 		Style number
Specification Information		
Style Number	U.S. Price	
TS4CLIP	\$7	

Flex Ganger Package



Tip: Order one ganger package for each table.

Standard Includes		Required to Specify
<ul style="list-style-type: none"> Need help? Product details, page 119 	<ul style="list-style-type: none"> Three field-installed flexible ganger loops and three hooks: black plastic only Hardware 	Style number
Specification Information		
Style Number	U.S. Price	
TS4FG	\$115	



For Canadian Pricing

Multiply U.S. Price by the Canadian price factor.

▶ See page 1 for details.



Power and Connections

Grommets

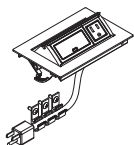


Tip: Reference power access locations for Groupwork tables on page 114.

Standard Includes	Required to Specify
<ul style="list-style-type: none"> ▶ Need help? Product details, page 114 • 2" diameter opening with snap out covers allow power cords and voice/data cables to pass through the worksurface: black plastic 	Style number

Specification Information	
Style Number	U.S. Price
TS4GMT	\$115

Pop-Up Power, Cord



Tip: Available for field installation into field cut openings.

Tip: Reference power access locations for Groupwork tables on page 114.

Tip: Pop-up power not available on 19"D worksurfaces.

Tip: When USB-A+C is specified, there will be one USB-A and one USB-C port. When USB-C is specified, there is one USB port.

Standard Includes	Required to Specify
<ul style="list-style-type: none"> ▶ Need help? Product details, page 114 • Desktop module, with one touch open and close hinged door: anodized aluminum with painted steel • 6' power cord • Requires 6½" x 4" cutout • NRTL/CSA listed • Faceplates are provided when data is specified 	<ol style="list-style-type: none"> 1 Style number 2 Power configuration (see below under Required Selections) 3 Plug type (see below under Required Selections) 4 Paint color number for desktop module: 4799 Platinum Metallic, 7243 Seagull, 7360 Merle 5 Options, if selected (see below)

Required Selections	U.S. Price	Required to Specify
Power Configuration <ul style="list-style-type: none"> • Two power, one data • Three power • Two power, one USB-A+C 20W • One power, one USB-C 100W 	No cost +\$ 5 +\$203 +\$382	Specify with two power, one data. Specify with three power. Specify with two power, one USB-A+C 20W. Specify with one power, one USB-C 100W.
Plug Type <ul style="list-style-type: none"> • Standard NEMA 3-prong • Thread low profile plug 	No cost +\$ 43	Specify with standard NEMA 3-prong. Specify with thread low profile plug.

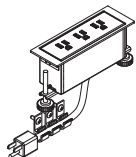
Options	U.S. Price	Required to Specify
Surface Materials <ul style="list-style-type: none"> • Paint price group 1 • Paint price group 2 	No cost +\$ 69	Specify paint color number. Specify paint color number.

Specification Information				
Dimensions			Style Number	U.S. Base Price
D	W	H		
4½"	6¾"	2⅓"	TS4POP	\$442



For Canadian Pricing
 Multiply U.S. Price by the Canadian price factor.
 ▶ See page 1 for details.

Flush Power, Cord



Tip: Available for field installation into field cut openings.

Tip: Reference power access locations for Groupwork tables on page 114.

Tip: When USB-A+C is specified, there will be one USB-A and one USB-C port. When USB-C is specified, there is one USB port.

Standard Includes	Required to Specify
-------------------	---------------------

<ul style="list-style-type: none"> ▶ Need help? Product details, page 114 	<ul style="list-style-type: none"> • Desktop module: plastic • Faceplate mounts flat just above worksurface • 6' power cord • Requires 6⁵/₁₆" x 1¹⁵/₁₆" cutout • NRTL/CSA listed • Faceplates are provided when data is specified
--	---

Required Selections	U.S. Price	Required to Specify
---------------------	------------	---------------------

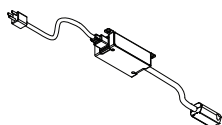
Power Configuration	<ul style="list-style-type: none"> • Two power, one data No cost • Three power +\$ 5 • Two power, one USB-A+C 20W +\$203 • One power, one USB-C 100W +\$382 	Specify with two power, one data. Specify with three power. Specify with two power, one USB-A+C 20W. Specify with one power, one USB-C 100W.
----------------------------	---	---

Plug Type	<ul style="list-style-type: none"> • Standard NEMA 3-prong No cost • Thread low profile plug +\$ 43 	Specify with standard NEMA 3-prong. Specify with thread low profile plug.
------------------	---	--

Specification Information

Dimensions			Style Number	U.S. Base Price
D	W	H		
2 ³ / ₁₀ "	6 ⁵ / ₈ "	2 ⁴ / ₅ "	TS4FLUSH	\$420

Power Infeed



Tip: For tables 60"W or less, one infeed is needed for every eight tables. For tables larger than 60"W, one infeed is needed for every four tables.

Standard Includes	Required to Specify
-------------------	---------------------

<ul style="list-style-type: none"> ▶ Need help? Product details, page 117 	<ul style="list-style-type: none"> • Brainbox with modular connector on one end and 6' power infeed cord with 15-amp plug on the other end • NRTL Listed
--	--

Required Selections	U.S. Price	Required to Specify
---------------------	------------	---------------------

Plug Type	<ul style="list-style-type: none"> • Standard NEMA 3-prong No cost • Thread low profile plug +\$43 	Specify with standard NEMA 3-prong. Specify with thread low profile plug.
------------------	--	--

Specification Information

Style Number	U.S. Base Price
TS4INFEED	\$674



For Canadian Pricing

Multiply U.S. Price by the Canadian price factor.

▶ See page 1 for details.

Tables

Groupwork furniture supports team activities. It is appropriate in an open plan and an enclosed work space. Table tops and table legs are ordered separately.
 ▶ Specifying, page 148

Tables are 28½"H.

90° corner bridge creates additional seating where space is a premium.

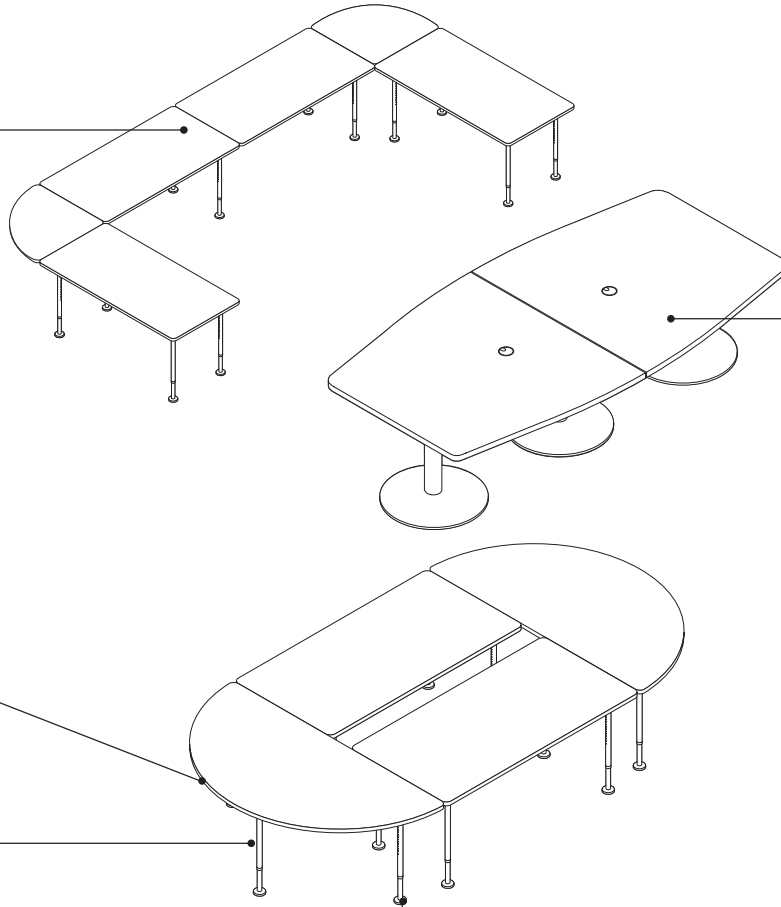
Worksurfaces are woodcore with laminate top and plastic edge band. Low-Pressure Laminates or High-Pressure Laminates are available.

Worksurfaces have 2" radius corners with 3 mm edge band on all sides. Edge band color is selectable.


Table legs ship standard with levelers. Casters are optional.

Groupwork tables are available with post legs.

Conference tops come standard with a grommet. For one-piece conference tops, the grommet is centered in the middle of the table. For two-piece conference tops, two grommets are standard, with grommets positioned 21" from the middle to the center of the grommet. Flip grommets are available for cable routing needs. Conference tops are offered in four shapes—rectangular, boat-shaped, race-track, and oval. Table tops come in one piece (96"W) or two pieces (120"W or 144"W). Oval is offered in 96"W only. All tops are offered in standard 1½" or optional 1¾" thickness. Conference table tops 120"W and 144"W, two-piece with HPL woodgrain laminates, will always be grain matched. These same tops, with LPL woodgrain laminates will not be grain matched, as well, LPL laminate 25L5 Virginia Walnut and 25L6 Blackwood will not be available on 120"W and 144"W table tops. You can use HPL 2535 Virginia Walnut and 2536 Blackwood on 120"W and 144"W and they will be grain matched.
Tip: 25L5 Virginia Walnut and 25L6 Blackwood are not available on 120"W and 144"W groupwork conference table tops.



Product Details



Round and square table tops should be used with either Groupwork round table bases or Groupwork post legs. 48"W oval table top should only be used with Groupwork post legs. All tops are offered in standard 1 $\frac{1}{8}$ " or optional 1 $\frac{3}{8}$ " thickness.

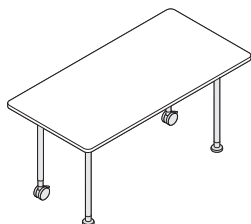
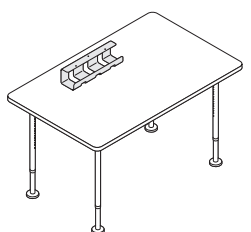
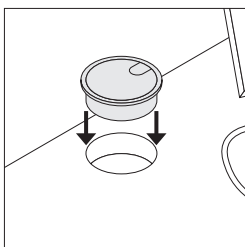


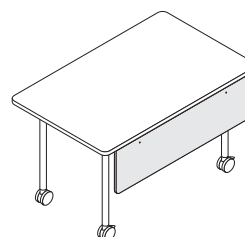
Table legs can be ordered individually to create a combination of two legs with levelers and two legs with casters.



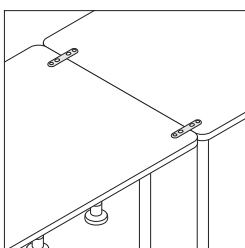
Wire management trough attaches to underside of worksurface to provide cable management and has capacity to support a powerstrip.



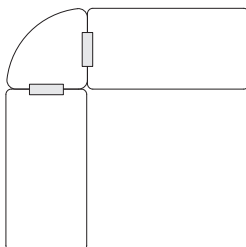
Grommets are available to finish exposed edges of field-installed openings in the worksurface for vertical cable routing. Grommets are 2" diameter black plastic.



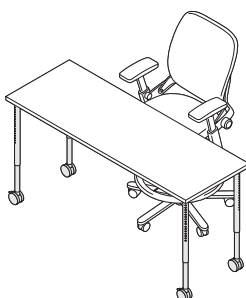
Laminate modesty panel attaches below rectangular table tops to provide privacy. Modesty panels are 9"H and are $\frac{1}{2}$ " thick. Modesty panels are finished with High-Pressure Laminate on both sides. Laminate modesty panels can be used with any table leg specification, except training tables (**TS4FLIP2** and **TS4NFLIP**).



Groupwork tables can be attached together using Kick tie plates (**TSATTIE**).



90° corner bridges use Kick in-line support plates for connectivity. 14"D in-line support plates are used with 24"D bridges, and 20"D in-line support plates are used with 30"D bridges.




Standing-height adjustable legs adjust on 1" increments from 28 $\frac{1}{2}$ "–45" (includes top thickness). The legs measure 24"–40 $\frac{1}{2}$ " with 3 $\frac{3}{8}$ " levelers. Due to the large range of the leveler, tables may vary in height depending on how far the leveler is inserted into the leg. The 1" adjustments match the Kick Systems vertical upright adjustment pattern.

Tip: Standing-height adjustable legs have natural movement in them and are not completely rigid due to the two-piece construction.

Groupwork tables with post legs also blend with Kick Systems furniture. Post leg tables are 28 $\frac{1}{2}$ " tall (includes top thickness). The legs measure 24" with 3 $\frac{3}{8}$ " levelers. Due to the large range of the leveler, tables may vary in height depending on how far the leveler is inserted into the leg.

Levelers adjust 2 $\frac{1}{2}$ " for installation on uneven floors.





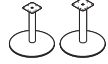
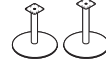
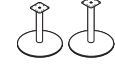







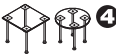


















Reinforcing channel (TSATRC39, TSATRC48, TSATRC57, or TSATRC72), ordered separately, must be used with tops 60"W and larger. Please refer to the matrix for the appropriate worksurface brace size and quantity. Table dimensions not listed in the matrix do not require bracing.
▶ See *Groupwork Table Reinforcing Channel Requirement Matrix*, page 147.

Tip: Wider rectangular tables with casters, sizes 66", 72", and 84"W, require multiple reinforcing channels. One long and one short channel can be used to maintain the use of modesty panels, grommets, and wire management troughs. Please reference the Table Reinforcing Channel Requirement Matrix for details.

Tip: Attaching monitor arms to freestanding tables with casters or glides is not recommended due to tipping hazards.

Table Top, Leg, and Base Combinations

	Post Leg or Standing-Height Adjustable Leg	Tie Plates	In-Line Support Plates	22" dia. bases	28" dia. base, 3" dia. column bases	28" dia. base or 3" dia. column bases	28" dia. base or 5" dia. column bases *****
				 16 ¹ / ₈ " , 27 ³ / ₈ " , and 41" height	 16 ¹ / ₈ " height	 27 ³ / ₈ " and 41" height	 27 ³ / ₈ " and 41" height
18"D Rectangular Tops *** *****	 ④	*	N.A.	N.A.	N.A.	N.A.	N.A.
24"D Rectangular Tops	 ④	*	N.A.	N.A.	N.A.	N.A.	N.A.
30"D Rectangular Tops	 ④	*	N.A.	N.A.	N.A.	N.A.	N.A.
Round and Square Tops 24" and 30"	N.A.	N.A.	N.A.	 ①	 ①	 ①	 ①
Round and Square Tops 36"	 ④	N.A.	N.A.	N.A.	 ①	 ①	 ①
Round Tops 42" Diameter	 ④	N.A.	N.A.	N.A.	 ①	N.A.	 ①
Round Tops 48" Diameter	 ④	N.A.	N.A.	N.A.	N.A.	N.A.	 ①
Square Tops 42" and 48"	 ④	N.A.	N.A.	N.A.	N.A.	N.A.	 ①
Oval Top 48"	 ④	N.A.	N.A.	N.A.	N.A.	N.A.	N.A.
Half-Round Top 18" x 36" ***	 ③	*	N.A.	N.A.	N.A.	N.A.	N.A.
Half-Round Top 24" x 48" ***	 ③	*	N.A.	N.A.	N.A.	N.A.	N.A.
Half-Round Top 30" x 60"	 ④	*	N.A.	N.A.	N.A.	N.A.	N.A.
Trapezoid Top 24" x 48" *****	 ④	*	N.A.	N.A.	N.A.	N.A.	N.A.
Trapezoid Top 30" x 60"	 ④	*	N.A.	N.A.	N.A.	N.A.	N.A.

Note: Attachment hardware (screws) is to be used with Groupwork table tops only.

① = Number of legs for table

* = Tie plates to be used when ganging tables with levelers to keep table together.

** = In-line support plates to be used on 24"D and 30"D corner bridge tops connecting to other tables with levelers.





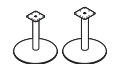
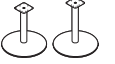
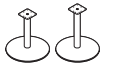









*** = To ensure proper stability, post legs and standing-height adjustable post legs with caster option only cannot be used on these top sizes.

**** = To ensure proper stability, standing-height adjustable post legs with caster option only cannot be used on these top sizes.

***** = For heavy use applications, it is recommended to use the 28" diameter base with 5" column for added rigidity.

***** = Standing-height adjustable post legs cannot be used on these top sizes.

Table Top, Leg, and Base Combinations

	Post Leg or Standing-Height Adjustable Leg	Tie Plates	In-Line Support Plates	22" dia. bases	28" dia. base, 3" dia. column bases	28" dia. base or 3" dia. column bases	28" dia. base or 5" dia. column bases *****
				 27 ³ / ₈ " and 41" height	 16 ¹ / ₈ " height	 27 ³ / ₈ " and 41" height	 27 ³ / ₈ " and 41" height
24"D Corner Bridges 90°	N.A.	N.A.	14"D ** ② 	N.A.	N.A.	N.A.	N.A.
30"D Corner Bridges 90°	N.A.	N.A.	20"D ** ② 	N.A.	N.A.	N.A.	N.A.
Rectangular Conference Tops—48"D x 96"W	N.A.	N.A.	N.A.	N.A.	N.A.	N.A.	 ②
Racetrack Conference Tops—48"D x 96"W	N.A.	N.A.	N.A.	N.A.	N.A.	N.A.	 ②
Boat-Shaped Conference Tops—48"D x 96"W	N.A.	N.A.	N.A.	N.A.	N.A.	N.A.	 ②
Oval Conference Top—48"D x 96"W	N.A.	N.A.	N.A.	N.A.	N.A.	N.A.	 ②
Rectangular Conference Tops—48"D x 120"W and 48"D x 144"W	N.A.	N.A.	N.A.	N.A.	N.A.	N.A.	 ③
Racetrack Conference Tops—48"D x 120"W and 48"D x 144"W	N.A.	N.A.	N.A.	N.A.	N.A.	N.A.	 ③
Boat-Shaped Conference Tops—48"D x 120"W and 48"D x 144"W	N.A.	N.A.	N.A.	N.A.	N.A.	N.A.	 ③

① = Number of legs for table

** = Tie plates to be used when ganging tables with levelers to keep table together.

*** = In-line support plates to be used on 24"D and 30"D corner bridge tops connecting to other tables with levelers.

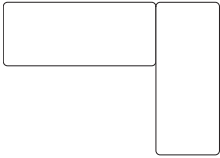
**** = To ensure proper stability, post legs and standing-height adjustable post legs with caster option only cannot be used on these top sizes.

***** = To ensure proper stability, standing-height adjustable post legs with caster option only cannot be used on these top sizes.

***** = For heavy use applications, it is recommended to use the 28" diameter base with 5" column for added rigidity.


Table Configurations

Workstation




Rectangular tables

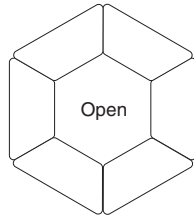
Conference



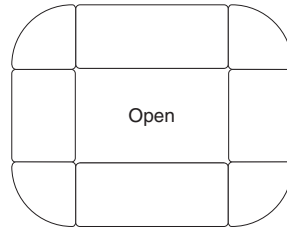
Rectangular and half-round tables



Rectangular and trapezoid tables

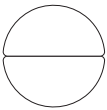


Trapezoid tables

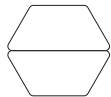


Rectangular tables and 90° corner bridge tables

Team/Collaboration

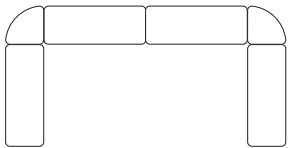


Half-round tables

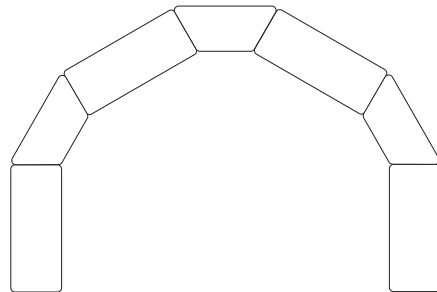


Trapezoid tables

Lecture



Rectangular tables and 90° corner bridges



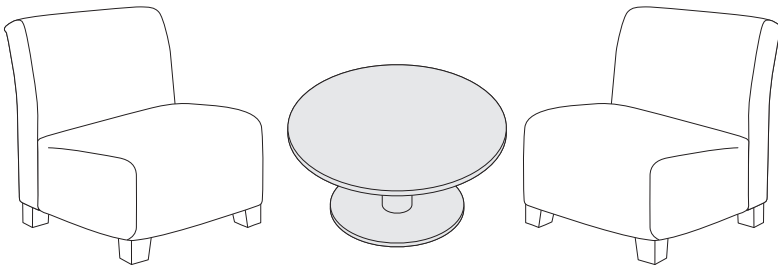

Rectangular and trapezoid tables



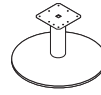
Table Bases

Bases attach to square, round, or conference table tops. Bases support square and round tops at 28½"H or 42"H overall, including top thickness. 28"H bases support conference table tops at 28½"H overall, including top thickness.

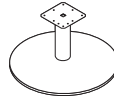
► Specifying, page 154



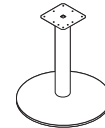
Product Details



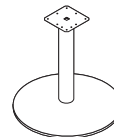
22" diameter by 16 1/8"H base can be used to create coffee tables with smaller-size round and square tops (24"–30") in reception or teaming areas. Glides are standard.



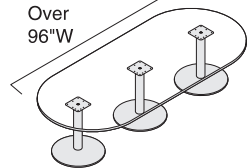
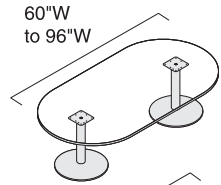
28" diameter by 16 1/8"H base can be used to create coffee tables with larger-size round and square tops (36" round and square and 42" round) in reception or teaming areas. Glides are standard.



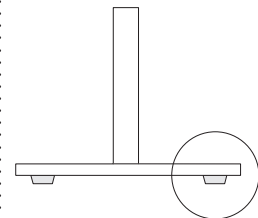
22" diameter by 27 3/8"H or 41"H bases can be used to create standard-height or cafe-height tables with smaller-size round and square tops (24"–30") in cafeterias or teaming areas. Glides are standard.



28" diameter by 27 3/8"H or 41"H bases can be used to create standard-height or cafe-height tables with smaller-size round and square tops (24"–36") in cafeterias or teaming areas. Large-size round and square tops (42" and 48") and conference tops in all sizes can be used with the 5" diameter column. For heavy use applications with any size top, it is recommended to use the 28" diameter base with 5" diameter column for added rigidity. Glides are standard.



Conference table tops can be used with **TS4TBASE285** or **TS4TCAFE285** only. Both the 27 3/8"H and 41"H bases are designed to structurally support the additional load bearing requirements of the larger conference table tops. Two bases must be used with tops 60"W to 96"W, and three bases must be used with all tops over 96"W.



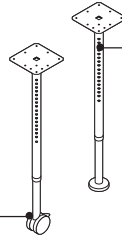
Glides on Groupwork round table bases are not adjustable.

Table Legs

► Specifying, page 156

Laminate modesty panels can be used with any table leg specification.

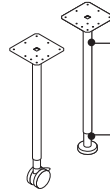
Standing-height adjustable leg is available individually or as a package of four legs. Levelers are standard. Casters are available as an option.



Standing-height legs with pin height adjustment adjust from 27³/₈"–43⁷/₈" in 1" increments. Levelers make up 3³/₈" of leg height.

Caster

Post leg is available individually or as a package of four legs. Levelers are standard. Casters are available as an option.

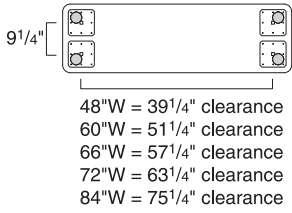


Post legs are 27³/₈" without worksurface. Levelers make up 3³/₈" of leg height.

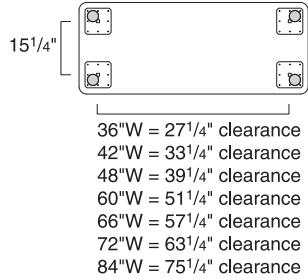
Leveler

Post Leg Clearance Dimensions

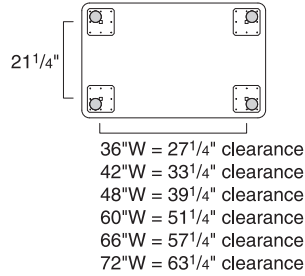
18"D Rectangular Tops



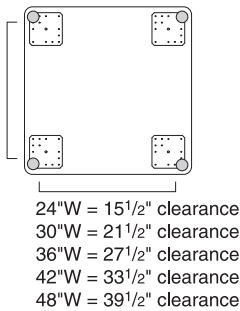
24"D Rectangular Tops



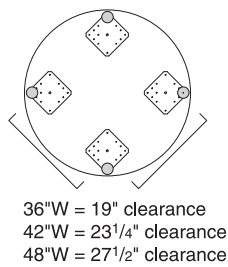
30"D Rectangular Tops



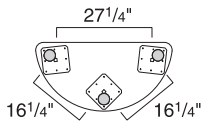
Square Tops



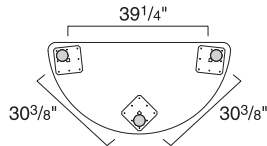
Round Tops



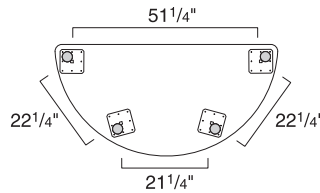
Half-Round Top—18" x 36"



Half-Round Top—24" x 48"



Half-Round Top—30" x 60"



Trapezoid Tops—24" x 48" and 30" x 60"

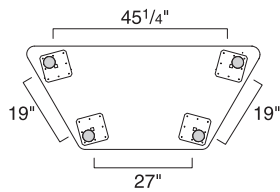
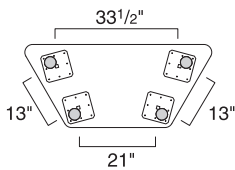


Table Reinforcing Channel Requirement Matrix

Brace Size Requirement	
Size (LPL or HPL)	Post Leg
18" x 60"	39"
18" x 66"	48"
18" x 72"	48"
18" x 84"	57"
24" x 60"	57"
24" x 66"	57"
24" x 72"	57"
24" x 84"	72"
30" x 60"	57"
30" x 66"	57"
30" x 72"	57"

Tip: Table dimensions not listed in the matrix do not require bracing.

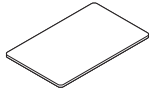
Table Tops

Rectangular, Half-Round, Trapezoid, 90° Corner Bridges

Tip: Standard worksurfaces are 1 1/8" thick. However, the actual thickness between Low-Pressure Laminate (LPL) and High-Pressure Laminate (HPL) worksurfaces is slightly different. It is recommended that only worksurfaces of the same type are specified in a given application. In addition, there may be sheen or texture differences when using LPL and HPL in adjacent applications. Please use caution when mixing and matching different worksurface types.

For laminate group 2 and 3 pricing, please refer to the electronic catalog or SmartTools.

Tip: Reinforcing channel (TSATRC39, TSATRC48, TSATRC57, or TSATRC72), ordered separately, must be used with tops 60"W and larger.
 ▶ See page 134, Supports.
 ▶ See page 147 for Groupwork Table Reinforcing Channel Requirement Matrix.



Tip: To ensure proper leg usage, consult the Groupwork table top, leg, and base combination section of the specification guide.
 ▶ See page 140.

 **For Canadian Pricing**
 Multiply U.S. Price by the Canadian price factor.
 ▶ See page 1 for details.

Standard Includes	Required to Specify
-------------------	---------------------

- | | | |
|--|--|---|
| <ul style="list-style-type: none"> ▶ Need help? Product details, page 138 | <ul style="list-style-type: none"> • 1 1/8"-thick top: Low-Pressure Laminate or High-Pressure Laminate price group 1 • 3 mm radius profile edge: plastic | <ol style="list-style-type: none"> 1 Style number 2 Low-Pressure Laminate or High-Pressure Laminate color number for top, as appropriate 3 Plastic edge band color number for top 4 Options, if selected (see below) <p>▶ See <i>Surface Materials</i>, page 166.</p> |
|--|--|---|

Options	U.S. Price	Required to Specify
---------	------------	---------------------

<p>Surface Materials</p>	<p>High-Pressure Laminate worksurfaces</p> <ul style="list-style-type: none"> • Laminate price group 2 • Laminate price group 3 • Open Line laminate 	<p>See information at left</p> <p>See information at left +\$111 plus cost of laminate</p>	<p>Specify laminate color number.</p> <p>Specify laminate color number.</p> <p>▶ See <i>Surface Materials Reference Manual</i>.</p>
---------------------------------	--	--	---

<p>Related Products</p>	<ul style="list-style-type: none"> • Groupwork table legs • Groupwork table bases • Modesty panels • Wire management trough • Reinforcing channel 	<p>▶ Page 156</p> <p>▶ Page 154</p> <p>▶ Page 158</p> <p>▶ Page 158</p> <p>▶ Page 159</p>
--------------------------------	--	---

Specification Information					
---------------------------	--	--	--	--	--

Dimensions	D	W	Style Number LPL	U.S. Price	Style Number HPL	U.S. Base Price

Rectangular Tops

18"	48"	TS4TLR1848	\$310	TS4THR1848	\$362
18"	60"	TS4TLR1860	\$422	TS4THR1860	\$505
18"	66"	TS4TLR1866	\$472	TS4THR1866	\$515
18"	72"	TS4TLR1872	\$500	TS4THR1872	\$543
18"	84"	TS4TLR1884	\$590	TS4THR1884	\$736
24"	36"	TS4TLR2436	\$273	TS4THR2436	\$299
24"	42"	TS4TLR2442	\$302	TS4THR2442	\$320
24"	48"	TS4TLR2448	\$342	TS4THR2448	\$392
24"	60"	TS4TLR2460	\$459	TS4THR2460	\$506
24"	66"	TS4TLR2466	\$500	TS4THR2466	\$537
24"	72"	TS4TLR2472	\$535	TS4THR2472	\$547
24"	84"	TS4TLR2484	\$644	TS4THR2484	\$814
30"	36"	TS4TLR3036	\$338	TS4THR3036	\$421
30"	42"	TS4TLR3042	\$368	TS4THR3042	\$437
30"	48"	TS4TLR3048	\$401	TS4THR3048	\$495
30"	60"	TS4TLR3060	\$549	TS4THR3060	\$561
30"	66"	TS4TLR3066	\$579	TS4THR3066	\$616
30"	72"	TS4TLR3072	\$626	TS4THR3072	\$679

▶ **Specification Information, continued on next page**

► Specification Information, continued from previous page

Specification Information

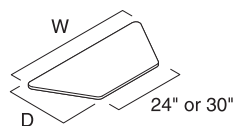
Dimensions		Style Number	U.S. Price	Style Number	U.S. Base Price
D	W				

Half-Round Tops



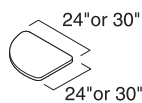
18"	36"	TS4TLN1836	\$399	TS4THN1836	\$462
24"	48"	TS4TLN2448	\$559	TS4THN2448	\$591
30"	60"	TS4TLN3060	\$713	TS4THN3060	\$753

Trapezoid Tops



21 ³ / ₈ "	48"	TS4TLG2448	\$500	TS4THG2448	\$578
26 ¹ / ₂ "	60"	TS4TLG3060	\$720	TS4THG3060	\$831

90° Corner Bridges



24"	24"	TS4TLL2424	\$333	TS4THL2424	\$386
30"	30"	TS4TLL3030	\$388	TS4THL3030	\$449



 **For Canadian Pricing**
 Multiply U.S. Price by the Canadian price factor.
 ► See page 1 for details.

Table Tops

Round, Square, and Oval

Tip: Standard worksurfaces are 1 1/8" thick. However, the actual thickness between Low-Pressure Laminate (LPL) and High-Pressure Laminate (HPL) worksurfaces is slightly different. It is recommended that only worksurfaces of the same type are specified in a given application. In addition, there may be sheen or texture differences when using LPL and HPL in adjacent applications. Please use caution when mixing and matching different worksurface types.

For laminate group 2 and 3 pricing, please refer to the electronic catalog or SmartTools.



Standard Includes		Required to Specify
<ul style="list-style-type: none"> ▶ Need help? Product details, page 138 	<ul style="list-style-type: none"> • Top: 1 1/8"-thick: Low-Pressure Laminate or High-Pressure Laminate price group 1, if selected • Top: 1 3/8"-thick (Suffix T): Low-Pressure Laminate or High-Pressure Laminate, if selected • 3 mm radius profile edge: plastic 	<ol style="list-style-type: none"> 1 Style number 2 Low-Pressure Laminate or High-Pressure Laminate color number for top, as appropriate 3 Plastic edge band color number for top 4 Options, if selected (see below) <ul style="list-style-type: none"> ▶ See <i>Surface Materials</i>, page 166.

Options	U.S. Price	Required to Specify
Surface Materials <ul style="list-style-type: none"> • High-Pressure Laminate worksurfaces • Laminate price group 2 • Laminate price group 3 • Open Line laminate 	<ul style="list-style-type: none"> • See information at left • See information at left +\$111 plus cost of laminate 	<ul style="list-style-type: none"> • Specify laminate color number. • Specify laminate color number. ▶ See <i>Surface Materials Reference Manual</i>.
Related Products <ul style="list-style-type: none"> • Groupwork table legs • Groupwork table bases • Modesty panels • Wire management trough 		<ul style="list-style-type: none"> ▶ Page 156 ▶ Page 154 ▶ Page 158 ▶ Page 158

Specification Information

Dimensions	Style Number	U.S. Price	Style Number	U.S. Base Price
D W	LPL		HPL	

Round Tops

1 1/8"-thick top				
24"	24"	TS4TLDR24	\$310	TS4THDR24 \$360
30"	30"	TS4TLDR30	\$401	TS4THDR30 \$464
36"	36"	TS4TLDR36	\$486	TS4THDR36 \$564
42"	42"	TS4TLDR42	\$559	TS4THDR42 \$643
48"	48"	TS4TLDR48	\$622	TS4THDR48 \$715
1 3/8"-thick top EX10/26				
24"	24"	TS4TLDR24T	\$469	TS4THDR24T \$539
30"	30"	TS4TLDR30T	\$560	TS4THDR30T \$644
36"	36"	TS4TLDR36T	\$645	TS4THDR36T \$740
42"	42"	TS4TLDR42T	\$718	TS4THDR42T \$829
48"	48"	TS4TLDR48T	\$781	TS4THDR48T \$898

▶ **Specification Information, continued on next page**

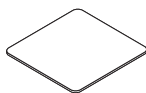
For Canadian Pricing
 Multiply U.S. Price by the Canadian price factor.
 ▶ See page 1 for details.

EX10/26 = Last order entry
 October 18, 2026

► Specification Information, continued from previous page

Specification Information

Dimensions		Style Number LPL	U.S. Price	Style Number HPL	U.S. Base Price
D	W				



Square Tops

1 1/8"-thick top					
24"	24"	TS4TLR2424	\$310	TS4THR2424	\$426
30"	30"	TS4TLR3030	\$401	TS4THR3030	\$440
36"	36"	TS4TLR3636	\$487	TS4THR3636	\$565
42"	42"	TS4TLR4242	\$559	TS4THR4242	\$643
48"	48"	TS4TLR4848	\$622	TS4THR4848	\$715
1 3/8"-thick top 10/26					
24"	24"	TS4TLR2424T	\$469	TS4THR2424T	\$539
30"	30"	TS4TLR3030T	\$560	TS4THR3030T	\$644
36"	36"	TS4TLR3636T	\$646	TS4THR3636T	\$741
42"	42"	TS4TLR4242T	\$718	TS4THR4242T	\$829
48"	48"	TS4TLR4848T	\$781	TS4THR4848T	\$898



Oval Tops

1 1/8"-thick top					
24"	48"	TS4TLDV2448	\$560	TS4THDV2448	\$644
1 3/8"-thick top 10/26					
24"	48"	TS4TLDV244T	\$719	TS4THDV244T	\$830



For Canadian Pricing
 Multiply U.S. Price by the Canadian price factor.
 ► See page 1 for details.

10/26 = Last order entry
 October 18, 2026

► Specification Information, continued from previous page

Specification Information

Dimensions		Style Number LPL	U.S. Price	Style Number HPL	U.S. Base Price
D	W				



Racetrack Conference Tops

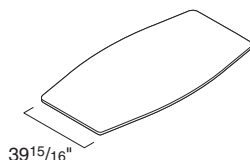
1 1/8"-thick top

48"	96"	TS4TLD4896	\$1108	TS4THD4896	\$1270
48"	120"	TS4TLD48120	\$1338	TS4THD48120	\$1540
48"	144"	TS4TLD48144	\$1499	TS4THD48144	\$1725

1 3/8"-thick top X10/26

48"	96"	TS4TLD4896T	\$1267	TS4THD4896T	\$1460
48"	120"	TS4TLD4812T	\$1656	TS4THD4812T	\$1906
48"	144"	TS4TLD4814T	\$1817	TS4THD4814T	\$2092

Boat-Shaped Conference Tops



1 1/8"-thick top

48"	96"	TS4TLB4896	\$1108	TS4THB4896	\$1270
48"	120"	TS4TLB48120	\$1338	TS4THB48120	\$1540
48"	144"	TS4TLB48144	\$1499	TS4THB48144	\$1725

1 3/8"-thick top X10/26

48"	96"	TS4TLB4896T	\$1267	TS4THB4896T	\$1460
48"	120"	TS4TLB4812T	\$1656	TS4THB4812T	\$1906
48"	144"	TS4TLB4814T	\$1817	TS4THB4814T	\$2092

Oval Conference Tops



1 1/8"-thick top

48"	96"	TS4TLDV4896	\$1108	TS4THDV4896	\$1270
-----	-----	--------------------	--------	--------------------	--------

1 3/8"-thick top X10/26

48"	96"	TS4TLDV489T	\$1267	TS4THDV489T	\$1460
-----	-----	--------------------	--------	--------------------	--------



For Canadian Pricing

Multiply U.S. Price by the Canadian price factor.

► See page 1 for details.

X10/26 = Last order entry
October 18, 2026

Table Bases

Tip: Attachment hardware is to be used with Currency, Kick, or Groupwork table tops only.

Standard Includes		Required to Specify
<ul style="list-style-type: none"> ▶ Need help? Product details, page 144 	<ul style="list-style-type: none"> • Base: paint price group 1 • Glides: black plastic only • Attachment hardware 	<ul style="list-style-type: none"> 1 Style number 2 Paint color number for base 3 Options, if selected (see below) ▶ See <i>Surface Materials</i>, page 166.

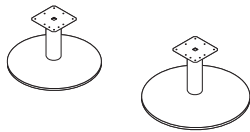
Options	U.S. Price	Required to Specify
Surface Materials <ul style="list-style-type: none"> • Paint price group 1 • Paint price group 2 • Paint price group 3 	No cost +\$ 49 +\$113	Specify paint color number. Specify paint color number. Specify paint color number.

Specification Information

Dimensions Height	Diameter of Base	Diameter of Column	Style Number	U.S. Base Price
----------------------	---------------------	-----------------------	-----------------	-----------------------

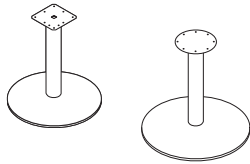
Coffee-Height Round Table Bases

16 ¹ / ₈ "	22"	3"	TS4TCOF22	\$ 513
16 ¹ / ₈ "	28"	3"	TS4TCOF28	\$ 789



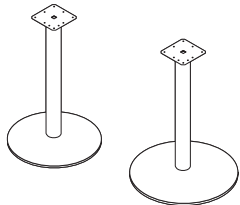
Round Table Bases

27 ³ / ₈ "	22"	3"	TS4TBASE22	\$ 535
27 ³ / ₈ "	28"	3"	TS4TBASE28	\$ 812
27 ³ / ₈ "	28"	5"	TS4TBASE285	\$1172



Café-Height Round Table Bases

41"	22"	3"	TS4TCAFE22	\$ 560
41"	28"	3"	TS4TCAFE28	\$ 831
41"	28"	5"	TS4TCAFE285	\$1217



Tip: For heavy use applications, it is recommended to use the 28" diameter base with 5" diameter column for added rigidity.



For Canadian Pricing
 Multiply U.S. Price by the Canadian price factor.
 ▶ See page 1 for details.



Table Legs


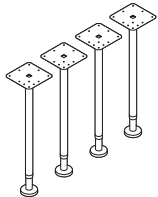
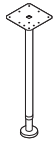
Tip: Levelers are adjustable (lower height), but do not slide. To easily move tables, order tables with casters.

Tip: Attachment hardware is to be used with Currency, Kick, or Groupwork table tops only.

Tip: To ensure proper stability when casters are specified, see the Groupwork table top, leg, and base combinations section of the specifications guide.
▶ See page 140

Tip: Attaching monitor arms to freestanding tables with casters or glides is not recommended due to tipping hazards.

Tip: Translucent screens and slatwalls are not available on 18"D fixed tops, if post legs are selected.



Tip: Translucent screens and slatwalls are not available on 18"D or 24"D height-adjustable tops, if standing-height adjustable post legs are selected.

Tip: Standing-height adjustable post leg is not available with 18"D tops.

Standard Includes		Required to Specify
▶ Need help? Product details, page 145	<ul style="list-style-type: none"> Table leg(s): paint price group 1 Levelers on post and standing-height leg(s): black plastic only Pin height adjustable leg(s) on standing-height only Attachment hardware 	1 Style number 2 Paint color number for leg(s) 3 Options, if selected (see below) ▶ See <i>Surface Materials</i> , page 166.

Options	U.S. Price	Required to Specify
Surface Materials	Post or standing-height legs	
<ul style="list-style-type: none"> Paint price group 1 Paint price group 2 Paint price group 3 	No cost +\$18 per leg +\$26 per leg	Specify paint color number. Specify paint color number. Specify paint color number.

Casters	One post or standing-height table leg	
<ul style="list-style-type: none"> One locking caster 	+\$ 5	Specify with <i>caster</i> .
	Four post or standing-height legs	
<ul style="list-style-type: none"> Four casters (two locking and two non-locking) 	+\$20	Specify with <i>four casters</i> .

Related Products	<ul style="list-style-type: none"> Modesty panels Table tops 	▶ Page 158 ▶ Page 148
-------------------------	--	--------------------------

Specification Information		
Height	Style Number	U.S. Base Price

One Post Leg		
27 ³ / ₈ "	TS4L27PG	\$180

Package of Four Post Legs		
27 ³ / ₈ "	TS4L27PG4	\$666

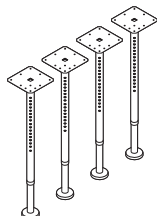
One Standing-Height Adjustable Post Leg		
27 ³ / ₈ "–43 ⁷ / ₈ "	TS4LSHPG	\$318

▶ Specification Information, continued on next page

► Specification Information, continued from previous page

Specification Information

Tip: Translucent screens and slatwalls are not available on 18"D fixed tops, if post legs are selected.



• Height	• Style Number	• U.S. Base Price
----------	----------------	-------------------

Package of Four Standing-Height Adjustable Post Legs

27 ³ / ₈ "–43 ⁷ / ₈ "	TS4LSHPG4	\$1225
---	------------------	--------



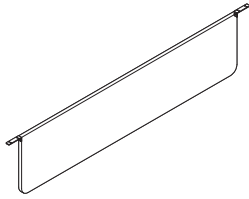
For Canadian Pricing

Multiply U.S. Price by the Canadian price factor.

► See page 1 for details.

Table Components

Laminate Modesty Panels



For laminate group 2 and 3 pricing, please refer to the electronic catalog or SmartTools.

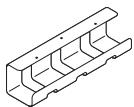
Tip: Laminate modesty panels are not available on Groupwork training tables.

Standard Includes		Required to Specify
<ul style="list-style-type: none"> ▶ Need help? Product details, page 139 	<ul style="list-style-type: none"> • Modesty panel: High-Pressure Laminate price group 1 • Bracket: black paint only 	<ul style="list-style-type: none"> 1 Style number 2 High-Pressure Laminate color number for modesty panel 3 Options, if selected (see below) ▶ See <i>Surface Materials</i>, page 166.

Options	U.S. Price	Required to Specify
Surface Materials <ul style="list-style-type: none"> • Laminate price group 2 • Laminate price group 3 	<ul style="list-style-type: none"> See information at left See information at left 	<ul style="list-style-type: none"> Specify laminate color number. Specify laminate color number.

Specification Information				
Dimensions		Corresponding	Style	U.S.
W	H	Table Top Width	Number	Price
25 ³ / ₄ "	9"	36"	TS4MH36	\$380
31 ³ / ₄ "	9"	42"	TS4MH42	\$398
37 ³ / ₄ "	9"	48"	TS4MH48	\$420
49 ³ / ₄ "	9"	60"	TS4MH60	\$463
55 ³ / ₄ "	9"	66"	TS4MH66	\$481
61 ³ / ₄ "	9"	72"	TS4MH72	\$497
73 ³ / ₄ "	9"	84"	TS4MH84	\$549
.

Wire Management Trough



Standard Includes		Required to Specify
<ul style="list-style-type: none"> ▶ Need help? Product details, page 139 	<ul style="list-style-type: none"> • Wire management trough: paint 	<ul style="list-style-type: none"> 1 Style number 2 Paint color number for wire management trough ▶ See <i>Surface Materials</i>, page 166.

Specification Information	
Style Number	U.S. Price
TS4WIRE	\$155
.	.



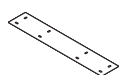
For Canadian Pricing
 Multiply U.S. Price by the Canadian price factor.
 ▶ See page 1 for details.

Supports

Standard Includes	Required to Specify
<ul style="list-style-type: none"> Need help? Product details, page 139 Worksurface support: black paint 	Style number

Specification Information


Dimensions	Style Number	U.S. Price



Tip: In-line support plates should be used on 90° corner bridges when legs are not used. Use two 14"D in-line support plates with 24"D corner bridges, and use two 20"D in-line support plates with 30"D corner bridges.

In-Line Support Plates

14"D	TSATPL14	\$115
20"D	TSATPL20	\$115




Tip: Six tie plates should be used on 90° corner bridges when legs are not used and when connecting two Groupwork tables with levelers together.

Package of Six Tie Plates for Side-by-Side Worksurfaces

7"L	TSATTIE	\$161

Reinforcing Channels

39"W	TSATRC39	\$ 81
48"W	TSATRC48	\$ 84
57"W	TSATRC57	\$ 89
72"W	TSATRC72	\$190



For Canadian Pricing
 Multiply U.S. Price by the Canadian price factor.
 ▶ See page 1 for details.

Screens and Marker Tray

Screens are available with laminate markerboards on both sides, e³ CeramicSteel on both sides, or tackboard on both sides. Screens are available in two heights—54"H and 66"H—and five widths—24"W, 30"W, 36"W, 42"W, and 48"W—to coordinate with Kick panel systems.

► Specifying, page 162

Laminate markerboard surface has a non-glare writing surface and accepts all standard dry-erase markers. e³ CeramicSteel surface is magnetic.

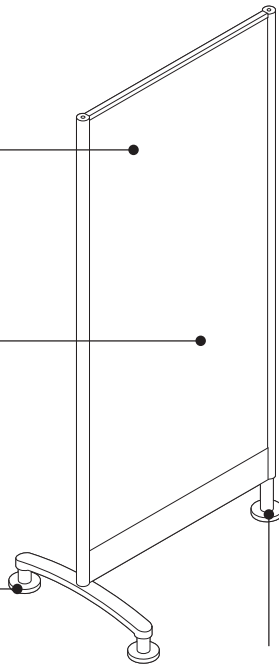
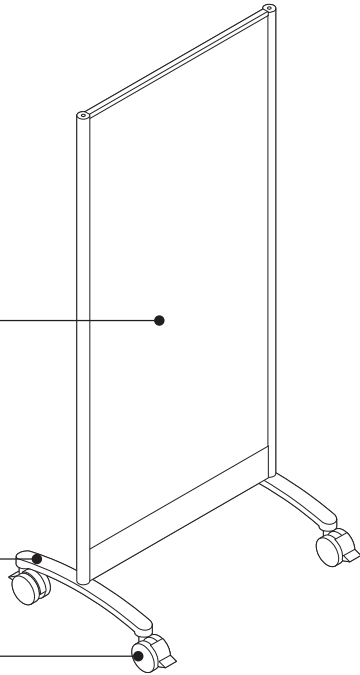
Four-leg base is standard on screens.

Four locking casters allow for easy movement.

Tackboard surface is available in a variety of fabric options.

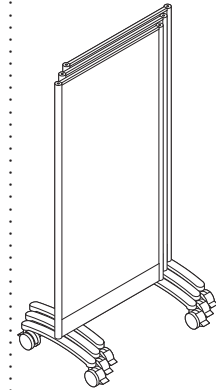
Laminate markerboard surface is available in the U.S. only. For Canada orders, specify either e³ CeramicSteel on both surfaces or tackboard on both sides.

Levelers adjust 1/4" for uneven floors. Levelers do not slide and should be used in applications where infrequent movement is required.

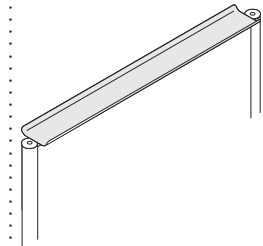


Three-leg base is available on 54"H screens only as an option to create a privacy wall.

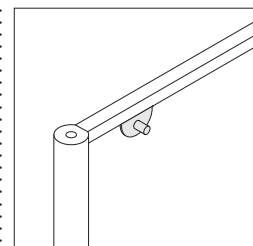
Product Details



Screens nest easily and require minimal space. The leg bases are 16"D, and each screen nested adds another 1 1/2" to the depth.



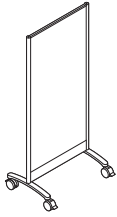
Marker tray is available to hold dry erasers and markers. The tray is attached on top of the screen top cap. Marker trays are available in all five screen widths.



Flip-chart pegs are available as an option on the top cap. They are positioned 17 7/8" apart center to center and are available on one side only. Flip-chart peg top cap works in conjunction with marker trays.



Screens



Tip: Screens must be specified with fabric on both sides, e³ CeramicSteel on both sides, or laminate on both sides. For Canada, screens are available in fabric or e³ CeramicSteel on both sides only.

Tip: See CeramicSteel Cleaning/Daily Care and Maintenance for additional information.
 ▶ See Collaborative Surfaces Specification Guide.

Tip: 54"H screens are available in vertical or horizontal fabric direction. 66"H screens are available in vertical fabric direction only.

Tip: e³ CeramicSteel writing surface is magnetic.

Tip: Three-leg base is used when two or more screens are placed next to each other on angles. Four-leg bases can be used next to each other only in a straight configuration.

Tip: 66"H screens are not available with the three-leg base option.

Tip: Levelers have 1/4" adjustment (higher only) and do not slide. If frequent movement is needed, order screen with casters.

Tip: Flip-chart pegs, located 17⁵/₈" apart, are located on only one side of the top cap.

	Standard Includes	Required to Specify
▶ Need help? Product details, page 160	<ul style="list-style-type: none"> Tackboard, both sides if selected: Price group A Horizontal or vertical fabric direction, if 54"H screens is selected Vertical fabric direction, if 66"H screen is selected e³ CeramicSteel writing surface, both sides, if selected: 7655 e³ CeramicSteel White High Gloss Laminate markerboard, both sides, if selected: 2977 White Markerboard Laminate Frame, top cap, uprights, bottom channel, and four-leg base: paint price group 1 Four-leg base with four locking casters: black plastic Attachment hardware Shipped ready to assemble 	<ol style="list-style-type: none"> Style number Fabric color number, 7655 e³ CeramicSteel White High Gloss, or 2977 White Markerboard Laminate for side 1 Fabric color number, 7655 e³ CeramicSteel White High Gloss, or 2977 White Markerboard Laminate for side 2 Fabric direction for 54"H screen, if selected Paint color number for frame Options, if selected (see below) ▶ See Surface Materials, page 166.

	Options	U.S. Price	Required to Specify
Surface Materials	Fabric surface on tackboard		
	• Price group A	No cost	Specify fabric color number.
	• Fabric price group 1	+\$ 5 per side	Specify fabric color number.
	• Fabric price group 2	+\$ 35 per side	Specify fabric color number.
	• Fabric price group 3	+\$ 52 per side	Specify fabric color number.
	• Fabric price group 4	+\$ 72 per side	Specify fabric color number.
	• Fabric price group 5	+\$ 93 per side	Specify fabric color number.
	• Fabric price group 6	+\$116 per side	Specify fabric color number.
	• Fabric price group 6	+\$136 per side	Specify fabric color number.
	• Fabric price group 7	+\$158 per side	Specify fabric color number.
• Fabric price group 9	+\$179 per side	Specify fabric color number.	
• Fabric price group 10	+\$202 per side	Specify fabric color number.	
• Fabric price group COM	+\$ 66 per side	▶ See Surface Materials Reference Manual.	
	Fabric direction		
• Horizontal application	No cost	Specify with horizontal application.	
• Vertical application	No cost	Specify with vertical application.	
	e³ CeramicSteel writing surface		
• e ³ CeramicSteel surface on both sides	+\$ 95	Specify with 7655 White High Gloss.	
	Laminate markerboard		
• 2977 White Markerboard Laminate	No cost	Specify with 2977 White Markerboard Laminate.	
	Frame and base		
• Paint price group 1	No cost	Specify paint color number.	
• Paint price group 2	+\$ 49	Specify paint color number.	
Base	• Three-leg base with three black plastic locking casters	No cost	Specify with three-leg base.
Levelers	• Levelers (three or four)	No cost	Specify with levelers.
Flip-Chart Pegs	• Top cap with flip-chart pegs on one side	+\$ 54	Specify with flip-chart pegs.
Related Products	• Marker trays		▶ Page 164

Specification Information

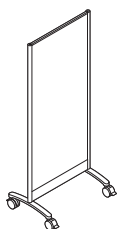
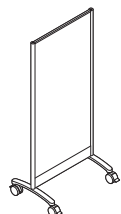
Dimensions			Style Number	U.S. Base Price
D	W	H		

54"H Screens

16"	24"	54"	TS4S2454	\$1123
16"	30"	54"	TS4S3054	\$1179
16"	36"	54"	TS4S3654	\$1228
16"	42"	54"	TS4S4254	\$1283
16"	48"	54"	TS4S4854	\$1339

66"H Screens

16"	24"	66"	TS4S2466	\$1228
16"	30"	66"	TS4S3066	\$1283
16"	36"	66"	TS4S3666	\$1339
16"	42"	66"	TS4S4266	\$1390
16"	48"	66"	TS4S4866	\$1443

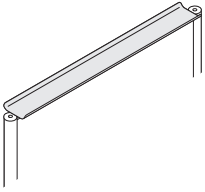


For Canadian Pricing

Multiply U.S. Price by the Canadian price factor.

▶ See page 1 for details.

Marker Trays



Tip: Attachment hardware is included with screen. Tray is affixed to the top cap.

Standard Includes		Required to Specify
<ul style="list-style-type: none"> ▶ Need help? Product details, page 160 	<ul style="list-style-type: none"> • Marker tray: paint price group 1 	<ul style="list-style-type: none"> 1 Style number 2 Paint color number for marker tray 3 Options, if selected (see below) ▶ See <i>Surface Materials</i>, page 166.

Options	U.S. Price	Required to Specify
Surface Materials <ul style="list-style-type: none"> • Paint price group 1 • Paint price group 2 	No cost +\$13	Specify paint color number. Specify paint color number.

Specification Information				
Dimensions			Style	U.S.
D	W	H	Number	Base Price
2 1/2"	24"	1/2"	TS4SR24	\$ 87
2 1/2"	30"	1/2"	TS4SR30	\$ 94
2 1/2"	36"	1/2"	TS4SR36	\$111
2 1/2"	42"	1/2"	TS4SR42	\$117
2 1/2"	48"	1/2"	TS4SR48	\$127
:	:	:	:	:



For Canadian Pricing
 Multiply U.S. Price by the Canadian price factor.
 ▶ See page 1 for details.



Surface Materials

This listing includes all the surface material choices that are available for the products in this section.

Resources

For more information about surface materials, refer to the following resources:

Additional surface materials specification tools are available to assist you in the specification process—the Surface Materials Binders.

The global surface materials palette is a core collection of finishes that is available across multiple geographies (Americas/EMEA – Europe, Middle East, and Africa/APAC – Asia Pacific) and on global product lines, where applicable. For a list of finishes included in the offering, see the *Surface Materials Reference Manual*. Additional details, like product approvals by geography and finish number conversions, can also be found in the *Surface Materials Reference Manual* or see steelcase.com/surface-materials.

Surface Materials Binders

- *Surface Materials Reference Manual*
- A complete set of swatch cards for hard surfaces, vertical surface fabrics, and seating upholstery

Paint

Steelcase Surfaces

Applies to:

- Groupwork legs
- Groupwork table bases
- Groupwork flip-top and non-flip training tables

Price Group 1

Smooth Paint

- 4238 Mocha
- 4239 Clay
- 4240 Chalk
- 4242 Milk

Metal and Accessory Paint

- 4710 Low Gloss Black

Textured Paint

- 7207 Black
- 7225 Sand
- 7237 Slate
- 7238 Fieldstone
- 7239 Midnight **E**
- 7241 Arctic White
- 7243 Seagull
- 7250 Sterling Dark Solid
- 7360 Merle

Price Group 2

Smooth Metallic Paint

- 4750 Champagne Metallic
- 4798 Sterling Metallic **E**
- 4799 Platinum Metallic
- 4803 Near Black Metallic

Smooth Paint

- 0835 Black
- 4700 Warm White

Applies to:

- Groupwork post legs*
- Groupwork table bases
- Groupwork flip-top and non-flip training tables

Custom Surfaces

Price Group 3

PerfectMatch

PerfectMatch is a service that allows you to create your own paint color. Refer to the *Surface Materials Reference Manual* for more information about this program.

Applies to:

- Groupwork post legs*
- Groupwork table bases
- Groupwork flip-top and non-flip training tables

Price Group 3

Accent Paint

- 1ATG Rose Quartz
- 4AV3 Blue Jay
- 4AV4 Baltic
- 4AX1 Citron
- 4AY2 Chili
- 4AZ5 Marlin
- 4CL1 Dark Olivine
- 4CL2 Ice Blue
- 4CL3 Aura
- 4CL4 Sea Glass
- 4CL5 Light Matcha
- 4CL6 Terra
- 4CL7 Sandstone
- 4CL8 Smokey Plum
- 4CZ5 Honey
- 4CZ6 Lagoon
- 4CZ8 Light Peacock

Applies to:

- Groupwork flip-top and non-flip training tables

Coatings

- 1ATT Cast Shadow

Applies to:

- Groupwork post legs*
- Groupwork table bases
- Groupwork flip-top and non-flip training tables

Lux Coatings

- 4B20 Obsidian
- 4B22 Matte Brass
- 4B23 Burnished Bronze
- 4B24 Night Bronze
- 4B25 Matte Copper
- 4B26 Smoked Mica
- 4B29 Cast Iron

Applies to:

- Wall track
- 7207 Black

Applies to:

- Screens
- Marker tray

Price Group 1

- 7207 Black

Price Group 2

- 4798 Sterling Metallic **E**
- 4799 Platinum Metallic

Applies to:

- Groupwork wire management trough

Price Group 1

- 7207 Black

Price Group 2

- 4799 Platinum Metallic

Applies to:

- Pop-up power

Price Group 1

- 7243 Seagull
- 7360 Merle

Price Group 2

- 4799 Platinum Metallic

Custom Surfaces

Price Group 3

PerfectMatch

PerfectMatch is a service that allows you to create your own paint color. Refer to the *Surface Materials Reference Manual* for more information about this program.

Laminate

Applies to:

- Groupwork table tops
- Groupwork flip-top and non-flip training tables

Steelcase Surfaces

Low-Pressure Laminate

Price Group 1

Tip: 25L5 Virginia Walnut and 25L6 Blackwood are not available on 120"W and 144"W groupwork conference table tops.

- 247L Black V2 LPL
- 24L0 Graphite Walnut LPL
- 25L1 Winter on Maple LPL **E**
- 25L5 Virginia Walnut LPL
- 25L6 Blackwood LPL
- 25L8 Clear Walnut LPL
- 26L1 Natural Cherry V2 LPL
- 2L09 Clear Maple LPL
- 2L30 Arctic White LPL
- 2L50 Vanadium Fiber LPL
- 2L83 Seagull LPL
- 2L84 Milk LPL
- 2L85 Dune LPL
- 2LAK Clear Oak LPL
- 2LAN Ash Noce LPL
- 2LAT Acacia LPL
- 2LAW Ash Wenge LPL
- 2LBN Bisque Noce LPL
- 2LBW Bisque Wenge LPL
- 2LCN Clay Noce LPL
- 2LCW Clay Wenge LPL
- 2LMG Merle LPL
- 2LSN Storm Noce LPL
- 2LSW Storm Wenge LPL
- 2LWA Grey Kingswood LPL
- 2LWB Planked Walnut LPL
- 2LWD Resolute Walnut LPL
- 2LWF Smoked Walnut LPL **E**
- 2LWG Natural Recon LPL
- 2TL2 Fawn Cypress LPL

E = Excluded

Applies to:

- Groupwork table tops
- Groupwork laminate modesty panels
- Groupwork training tables

Steelcase Surfaces

High-Pressure Laminate

Price Group 1

Fiber Laminate

- 2850 Vanadium Fiber
- 2854 Vellum Fiber **E**
- 2860 Granite Fiber
- 2862 Stucco Fiber **E**

Micro Laminate

- 2920 Marl Micro
- 2921 Gypsum Micro
- 2922 Clay Micro

Patina Laminate

- 2870 Blonde Bronze Patina
- 2873 Instant Iron Patina

Solid Laminate

- 2722 Cream **E**
- 2730 Arctic White
- 2746 Black
- 2759 Warm White
- 2811 Mist **E**
- 2883 Seagull
- 2884 Milk
- 2885 Dune
- 2HAA Persian Salt
- 2HAB Rose
- 2HAC Indigo
- 2HAD Green Citrine **E**
- 2HAE Dark Olivine
- 2HAF Cloudy
- 2HMG Merle
- 2HWU Clay
- 2HWV Chalk

Speckle Laminate

- 2820 Coffee Speckle **E**
- 2823 Driftwood Speckle
- 2824 Smoke Speckle
- 2825 Vanadium Speckle

Tip: Some wood veneer finishes and woodgrain laminates share the same name. Because of the difference in materials, veneers and laminates of the same name are not an exact match but do coordinate with each other.

Woodgrain Laminate

- 2406 Clear Cherry **E**
- 2409 Clear Maple
- 2410 Graphite Walnut
- 2412 Natural Cherry
- 2422 Medium Cherry **E**
- 2511 Winter on Maple **E**
- 2535 Virginia Walnut
- 2536 Blackwood
- 2538 Clear Walnut
- 2592 Blonde on Maple **E**
- 2714 Natural Walnut **E**
- 2HAK Clear Oak
- 2HAN Ash Noce
- 2HAT Acacia
- 2HAW Ash Wenge
- 2HBN Bisque Noce
- 2HBW Bisque Wenge
- 2HCN Clay Noce
- 2HCW Clay Wenge
- 2HSN Storm Noce
- 2HSW Storm Wenge
- 2HWA Grey Kingswood
- 2HWB Planked Walnut
- 2HWD Resolute Walnut
- 2HWE Natural Recon
- 2HWF Smoked Walnut **E**
- 2HZA Waxed Maple
- 2HQB Natural Ash
- 2HQC Aged Ash
- 2HZD Ashwood Oak
- 2HZE Ashwood Beige
- 2HZF White Washed Birchply

Price Group 2

Textured Laminate

- 2TH2 Fawn Cypress
- 2TH4 Saddle Oak
- 2TH5 Veranda Teak
- 2TH7 Walnut Heights
- 2UH1 Reclaimed Aggregate
- 2UH2 Reclaimed Gravel
- 2UH4 Cement*
- 2UH6 Sheetrock

**2UH4 Cement has limited availability, determined by product sizing and/or options.*

Price Group 3

Solid Laminate

- 24H1 Satin White
- 24H2 Satin Black
- 24H3 Satin Stone
- 24H4 Satin Mocha

Custom Surfaces

Open Line Laminate (OLL)

This service allows you to order non-standard laminate at an additional processing fee of \$ 111 U.S. per unit, plus the cost of the laminate.

High-Pressure Laminate pricing does not include premium or digitally printed patterns from any suppliers. Laminate cost may also vary for basic or standard laminates from other suppliers. Please contact the OLL consultant at 616.475.2426 for pricing. The cost of the laminate will be added to your invoice as a separate line on the acknowledgement.

When processing orders for Open Line laminate on Universal worksurfaces and Universal Storage tops, specify 2900 in the laminate finish field and enter the OLL manufacturer information. Enter the required edge finish as you would a standard laminate.

Edge color for the Open Line laminate on worksurfaces must be determined by the dealer and customer before orders can be entered. Specify appropriate 2K finish number.

Laminate Approval and Material Requirements

To confirm whether a particular laminate has already been tested for use on a specific Steelcase product or to determine material square foot requirements:

- Visit www.steelcase.com

For additional information, refer to the *Steelcase Surface Materials Reference Manual*.

Laminate Markerboard

Steelcase Surfaces

Applies to:

- Screens
- 2977 White Markerboard Laminate

e³ CeramicSteel

Steelcase Surfaces

Applies to:

- Screens
- 7655 e³ CeramicSteel White High Gloss

Wood

Applies to:

- Groupwork flip-top and non-flip training tables

Steelcase carefully selects veneer and solid wood for consistent color and grain structure. Wood is a natural material and variations will occur in color, grain and texture. These variations are part of the inherent natural beauty of wood and are not considered defects.

All wood products will darken with age and exposure to ultra-violet light. This is especially apparent with cherry and maple veneer. We recommend that desk accessories be rearranged periodically to ensure even aging of wood surfaces.

When storing your wood furniture, please follow the following guidelines:

- Do not store products in trailers
- Store products in areas that simulate office temperatures (60°F to 90°F)
- Store products in areas that maintain constant, office-like humidity levels
- Keep product away from light. Cover products to make sure they are not exposed to light.

Steelcase Surfaces

Veneers are matched for proper balance and consistency. Veneers are available flat cut or quarter cut, except for Oak, which is rift cut. Refer to the *Surface Materials Reference Manual* for descriptions of each cut.

Open-pore finish is a medium gloss finish that leaves the wood grain texture visible to the eye and distinguishable to the touch.

E = Excluded

Surface Materials, continued

Veneer**Wood Group 1****Flat-Cut Low Sheen**

- V1AC FC/LS Natural Cherry
- V1AM FC/LS Clear Maple
- V1CC FC/LS Medium Amber Cherry
- V1EW FC/LS Dark Walnut

Flat-Cut Open-Pore

- 3062 FC/OP Graphite Walnut
- 3402 FC/OP Clear Cherry (Aged)
- 3412 FC/OP Natural Cherry **E**
- 3422 FC/OP Medium Cherry
- 3522 FC/OP Clear Maple
- 3592 FC/OP Blonde on Maple **E**
- 3702 FC/OP Clear Walnut
- 3712 FC/OP Natural Walnut
- 3752 FC/OP Medium Walnut **E**
- 3762 FC/OP Dark Walnut
- 3772 FC/OP Medium Mahogany on Walnut

Flat-Cut Open-Pore, Natural Veneer

- 3342 FC/OP Black Walnut
- 35A2 FC/OP Blanch Maple
- 37A2 FC/OP Thunder Walnut

Quarter-Cut Open-Pore

- 3042 QC/OP Ash **E**
- 3222 QC/OP Clear Maple
- 3292 QC/OP Blonde on Maple **E**
- 3302 QC/OP Clear Walnut
- 3312 QC/OP Natural Walnut
- 3352 QC/OP Medium Walnut **E**
- 3362 QC/OP Dark Walnut
- 3372 QC/OP Medium Mahogany on Walnut
- 3382 QC/OP Graphite Walnut

Quarter-Cut Open-Pore, Natural Veneer

- 32A2 QC/OP Blanch Maple
- 33A2 QC/OP Thunder Walnut
- 3392 QC/OP Black Walnut

Rift-Cut Open-Pore

- 3602 RC/OP Desert Oak

Rift-Cut Full-Fill, Natural Veneer

- 36A2 RC/OP Volcanic Oak

Wood Group 3**Flat-Cut Open-Pore, Natural Veneer**

- 3082 FC/OP Washed Walnut

Wood Group 1**Open-Pore Planked Veneer**

- 3P41 OP Planked Cherry
- 3P51 OP Planked Maple
- 3P61 OP Planked Oak
- 3P71 OP Planked Walnut
- 3VFX OP Unmarked Oak

Tip: Known for its uniqueness, planked veneer has intentional and natural variations that include, but are not limited to: character marks, grain pattern, color, and natural color aging.

E = Excluded

Full-Fill

Full-fill finish is a medium-gloss finish that completely fills the grain texture, yet allows the grain pattern to be seen. The wood has a lustrous, satiny look, and it is smooth to the touch. This finish is available on the wood worksurface or field-installed top only.

Wood Group 2**Flat-Cut Full-Fill**

- 3064 FC/FF Graphite Walnut **E**
- 3404 FC/FF Clear Cherry (Aged) **E**
- 3414 FC/FF Natural Cherry **E**
- 3424 FC/FF Medium Cherry **E**
- 3524 FC/FF Clear Maple **E**
- 3544 FC/FF Blonde on Maple **E**
- 3704 FC/FF Clear Walnut **E**
- 3714 FC/FF Natural Walnut **E**
- 3754 FC/FF Medium Walnut **E**
- 3764 FC/FF Dark Walnut **E**
- 3774 FC/FF Medium Mahogany on Walnut **E**

Flat-Cut Full-Fill, Natural Veneer

- 3734 FC/FF Black Walnut **E**

Quarter-Cut Full-Fill

- 3224 QC/FF Clear Maple **E**
- 3294 QC/FF Blonde on Maple **E**
- 3304 QC/FF Clear Walnut **E**
- 3314 QC/FF Natural Walnut **E**
- 3354 QC/FF Medium Walnut **E**
- 3364 QC/FF Dark Walnut **E**
- 3374 QC/FF Medium Mahogany on Walnut **E**
- 3384 QC/FF Graphite Walnut **E**

Quarter-Cut Full-Fill, Natural Veneer

- 3394 QC/FF Black Walnut **E**

Rift-Cut Full-Fill

- 3604 RC/FF Desert Oak **E**

Wood Group 3**Flat-Cut Full-Fill, Natural Veneer**

- 3084 FC/FF Washed Walnut **E**

Premium Veneers

A selection of Premium veneers in this collection are available on most Steelcase brand products. The collection will be available as close to standard leadtimes as possible. However, because adequate supplies of veneer and solids must be secured, all orders will be scheduled individually. Leadtimes will vary based on Premium veneer and Premium solids availability at the time the order is placed. The collection is available as Wood Group 3 as part of our Select Surfaces program, and supported like standard veneers to make ordering easy. Please see the Steelcase surface materials section on village.steelcase.com for sample information and product line availability. All premium veneers are in clear-coat.

Wood Group 3**Quarter-Cut Open-Pore**

- 3832 QC/OP Figured Anegre

Select Surfaces**Composite Veneer**

Composite veneers are an engineered wood intended to create specific grain patterns and characteristics. They are pre-stained and finished with Steelcase's Clarity water-borne UV topcoat, which protects the environment while providing durability and clarity. Only open-pore finishes are available on composite wood. Composite veneer and matching edge bands are available on most Steelcase brand products. Composites, for use as a solid nosing substitute, are not available. Steelcase does not recommend mixing composite veneers with natural solid nosings because composite and natural wood grain and color matching are rarely compatible. Composite veneers are available as Wood Group 1 pricing as part of our Select Surfaces program.

Composite Veneer Group 1**Composite Flat-Cut Open-Pore**

- 3JDX FC/OP Oak Composite
- 3JJX FC/OP Walnut Composite
- 3LAX FC/OP Graphite on Oak Composite
- 3LCX FC/OP Medium Cherry on Cherry Composite

Composite Quarter-Cut Open-Pore

- 3F8X QC/OP European Walnut Composite
- 3GGX QC/OP Zebano Composite
- 3HGX QC/OP Oak Composite
- 3HVX QC/OP Walnut Composite
- 3LBX QC/OP Clear Walnut on Walnut Composite
- 3LDX QC/OP Natural Walnut on Walnut Composite
- 3ZNX QC/OP Night Cerused Oak Composite

Composite Veneer Group 2**Composite Flat-Cut Open-Pore**

- 3LHX FC/OP Espresso on Walnut Composite

Composite Quarter-Cut Open-Pore

- 3LEX QC/OP Desert Oak on Oak Composite
- 3LGX QC/OP Chai on Walnut Composite
- 3LJX QC/OP Ebony on Walnut Composite

Custom Surfaces

Customiz stain is a service that allows you to create your own stain colors and finishes on standard veneer. Customiz stain color is available on all product lines that offer wood veneer.

A \$500 stain-matching fee applies on CUSTOMIZ requests (Exception: The \$500 fee does not apply on matches to Coalesce standard finishes or for a low-gloss finish request on a standard color). The \$500 fee covers the cost of formulating the Customiz color finish and applies regardless of whether or not an order for product is placed.

In addition, an approval form must be signed to indicate customer acceptance of Customiz match. A \$1500 initiation fee will be charged prior to first order entry. This initiation fee activates the finish for unlimited use on any Steelcase product for an 18 month time period. After the 18 month time period has lapsed, the Customiz finish may be reactivated for another 18 months for a \$1000 fee at any point within five years after the \$1500 initiation fee was paid. If the finish is not reactivated within five years after the \$1500 initiation fee was paid, the finish will be culled and the customer will need to pay the \$1500 initiation fee again. All style number related Customiz charges products are no cost as of April 2014. The matching and initiation fees are not discountable.

Customiz stain takes 10 days to formulate. Consult the *Surface Materials Reference Manual* for more information. Custom veneers are also available and must be quoted by Steelcase specials group. Customiz stain on custom veneers takes 2 to 4 weeks to formulate.

Requirements and information on ordering a Customiz stain color are found in the *Surface Materials Reference Manual*.

Plastic

Steelcase Surfaces

Applies to:

- 3 mm edge profile on Groupwork
- 1 mm edge profile on Groupwork modesty panels

6000 Black	6635 Dawn E
6009 Arctic White	6636 Mist
6034 Natural Cherry	6654 Sand
6036 Medium Cherry	6655 Warm White
6037 Winter on Maple	6695 Midnight
6038 Blonde on Maple E	6697 Fog
6041 Natural Walnut E	6698 Fieldstone
6052 Milk	66WA Grey Kingswood
6053 Seagull	66WB Planked Walnut
6169 Stone	66WD Resolute Walnut
6170 Mocha	66WE Natural Recon
61AA Persian Salt	66WF Smoked Walnut
61AB Rose	66WU Clay
61AC Indigo	66WV Chalk
61AD Green Citrine E	6703 Ash Wenge
61AE Dark Olivine	6704 Storm Wenge
61AF Cloudy	6705 Bisque Wenge
6213 Acacia	6706 Clay Wenge
6219 Clear Oak	6707 Ash Noce
6231 Graphite Walnut	6708 Bisque Noce
6237 Clear Maple	6709 Clay Noce
6242 Virginia Walnut	6710 Storm Noce
6243 Blackwood	6T02 Fawn Cypress
6245 Clear Walnut	6T04 Saddle Oak
6249 Platina Solid	6T05 Veranda Teak
6271 Plywood	6T07 Walnut Heights
6527 Merle	6T08 Aggregate
6615 Grey V5	6T09 Gravel
6619 Ice E	6T10 Cement
6631 Cream E	6T12 Sheetrock

Tip: Light color plastic edges are susceptible to degradation due to normal wear and tear. Staining (e.g., ball point pen or clothing dyes such as blue jeans) and dirt effects are more pronounced in light colors and are not considered defects.

E = Excluded

Applies to:

- Flush power
- 6053 Seagull
6527 Merle

Applies to:

- Vertical cable manager
- 6527 Merle

Fabric

Steelcase Surfaces

Applies to:

- Groupwork fabric modesty panel

Price Group 1

Alloy
Buzz2
Era

Price Group 2

Latch

Price Group 3

Billiard Multi-Use by
DesignTex

Applies to:

- Screens

Price Group A

Sprite

5540 Khaki
5541 Snow
5543 Linen
5544 Sherbet
5545 Powder
5547 Sky

Price Group 1

Abacus **E**

P123 Portico
P124 Opus
P125 Cusp
P126 Artifact

Alloy

P525 Polar
P526 Skim
P527 Bubbly
P528 Tern
P529 Shore
P530 Asti
P531 Silver
P532 Oxide
P533 Element
P534 Construct
P535 Currency
P536 Iron

Boccie

P200 New Rice
P201 New Almond
P203 New Camel
P204 New Opal
P205 New Mist
P206 New Plum
P208 New Spearmint
P209 New Sky

Buzz2

5F03 Tomato
5F04 Red **E**
5F05 Burgundy
5F06 Sky **E**
5F07 Blue
5F08 Navy
5F15 Stone
5F16 Grey
5F17 Black
5G50 Dunegrass
5G51 Sable
5G55 Pumpkin
5G57 Rouge
5G59 Meadow
5G61 Cyan
5G62 Atlantic
5G63 Crocus
5G64 Alpine
5G65 Tornado

Charm

P505 Shell
P506 Mimosa
P507 Birch
P508 Sparkle
P510 Debut
P511 Clover
P513 Twilight

Optic

P540 Hazel
P541 Twinkle
P542 Orion
P547 Bath
P548 Whisper
P549 Breezy
P551 Glimmer

Pianista

P420 Sand
P421 Mist
P422 Rain
P423 Natural
P424 Café
P425 Denim
P426 Carbon
P427 Stone
P428 Flax
P429 Oat
P430 Wheat
P431 Maize

Rhythm

P555 Allegro
P556 Tempo
P557 Refrain
P560 Melody
P562 Opus

Tinsel

P516 Lit
P517 Ego
P518 Fizz
P519 Muse
P520 Depth
P521 Bliss
P522 Grow
P523 Dolce

Surface Materials, continued

Price Group 2**Bariolage**

- G200 New Etude
- G201 New Andante **E**
- G202 New Cantata **E**
- G203 New Adagio
- G204 New Melody
- G205 New Ballata

Code

- 5FA1 Fossil
- 5FA2 Gabbro
- 5FA3 Reed
- 5FA4 Bluff
- 5FA5 Sea Salt
- 5FA6 Cannon
- 5FA7 Tussah
- 5FA9 Ecu
- 5FB1 Bamboo

Dovetail By Designtex

- 5H39 Light Mocha
- 5H40 Pebble
- 5H41 Warm White
- 5H42 Sandstone
- 5H43 Honeycomb
- 5H44 Terra
- 5H45 Honeydew
- 5H46 Denim
- 5H47 Storm
- 5H48 Ice Blue
- 5H49 Aura
- 5H50 Darkest Grey

Flip: Orbit

- 5F85 Mud Pie **E**
- 5F87 Petoskey
- 5F89 Papyrus
- 5F91 Blizzard
- 5F92 Briquette

Flip: TexHex

- 5F75 Mud Pie **E**
- 5F77 Petoskey
- 5F79 Papyrus
- 5F97 Blizzard
- 5F98 Briquette

Fresco

- G001 Sandrift
- G002 Mistiblu
- G003 Faon

Intersection

- P211 Summit
- P212 Chalk
- P213 Lace

Latch

- P600 Seashell
- P601 Clam
- P602 Eggshell
- P603 Zen
- P604 Cool Gray
- P605 Armor
- P606 Sentinel
- P608 Billow
- P609 Nimbus

SoftNext

- 5H27 Obsidian
- 5H28 Foggy Night
- 5H29 Greystone
- 5H30 Mocha
- 5H31 Clay
- 5H32 Sandstone
- 5H33 Chalk
- 5H34 Midnight
- 5H35 Blue Mica
- 5H36 Jade
- 5H37 Burnt Umber
- 5H38 Cinnabar

Stencil

- P455 Midnight
- P456 Mulberry
- P457 Cracked Pepper
- P458 Denim
- P459 Chartreuse
- P460 Bittersweet
- P461 Mauvelous
- P462 Bermuda
- P463 Concrete
- P464 Orchid
- P465 Parchment
- P466 Silk
- P467 Sea Salt
- P468 Honeydew
- P469 Sepia

Price Group 3**Billiard Multi-Use by Designtex**

- 5H11 Poppy
- 5H12 Tangelo
- 5H13 Citrine/Citron
- 5H14 Avocado
- 5H16 Indigo
- 5H17 Mallard
- 5H18 Teak
- 5H19 Cumulus
- 5H20 Pewter
- 5H21 Gunmetal
- 5H22 Ink
- 5H23 Rose Quartz
- 5H24 Sea Salt
- 5H25 Storm Cloud
- 5H26 Olivine

Select Surfaces

For information on products within Select Surfaces, including accent paints and fabrics from Designtex, Gabriel, Kvadrat, and Pollack, please refer to the *Surface Materials Reference Manual* or visit steelcase.com/surface-materials under the Select Surfaces section.

Custom Surfaces**Price Group COM (Customer's Own Material)****Fabric Approval and Yardage**

To confirm whether a particular COM material has already been tested for use on a specific Steelcase product or to determine actual yardage requirements:

- Visit www.steelcase.com

For additional information regarding Customer's Own Material, call 1.888.STEELCASE (1.888.783.3522) or send an email to lineone@steelcase.com

► See *Surface Materials Reference Manual* for a listing of available seating upholstery colors.

PET**Steelcase Surfaces**

Applies to:

- Horizontal cable manager
- P631 Dark Heather Grey

E = Excluded

Recommended Edge Banding Finishes

For Low-Pressure Laminates

Recommended Edge
Banding Finishes

Low-Pressure Laminate Color	Recommended Edge Band
247L Black V2 LPL	6000 Black
24L0 Graphite Walnut LPL	6231 Graphite Walnut
25L1 Winter on Maple LPL E	6037 Winter On Maple
25L5 Virginia Walnut LPL	6242 Virginia Walnut
25L6 Blackwood LPL	6243 Blackwood
25L8 Clear Walnut LPL	6245 Clear Walnut
26L1 Natural Cherry V2 LPL	6034 Natural Cherry
2L09 Clear Maple LPL	6237 Clear Maple
2L30 Arctic White LPL	6009 Arctic White
2L50 Vanadium Fiber LPL	6654 Sand
2L83 Seagull LPL	6053 Seagull
2L84 Milk LPL	6052 Milk
2L85 Dune LPL	6654 Sand
2LAK Clear Oak LPL	6219 Clear Oak
2LAN Ash Noce LPL	6707 Ash Noce
2LAT Acacia LPL	6213 Acacia
2LAW Ash Wenge LPL	6703 Ash Wenge
2LBN Bisque Noce LPL	6708 Bisque Noce
2LBW Bisque Wenge LPL	6705 Bisque Wenge
2LCN Clay Noce LPL	6709 Clay Noce
2LCW Clay Wenge LPL	6706 Clay Wenge
2LMG Merle LPL	6527 Merle
2LSN Storm Noce LPL	6710 Storm Noce
2LSW Storm Wenge LPL	6704 Storm Wenge
2LWA Grey Kingswood LPL	66WA Grey Kingswood
2LWB Planked Walnut LPL	66WB Planked Walnut
2LWD Resolute Walnut LPL	66WD Resolute Walnut
2LWF Smoked Walnut LPL E	66WF Smoked Walnut
2LWG Natural Recon LPL	66WE Natural Recon
2TL2 Fawn Cypress LPL	6T02 Fawn Cypress

E = Excluded

Recommended Edge Banding Finishes

For High-Pressure Laminates

Edges

The recommended edge color will complement the laminate color you specify. Edge color is specified separately.

High-Pressure Laminate Color

Fiber Laminate

High-Pressure Laminate Color	Recommended Edge Band
2850 Vanadium Fiber	6654 Sand
2854 Vellum Fiber E	6655 Warm White
2860 Granite Fiber	6000 Black
2862 Stucco Fiber E	6053 Seagull

Micro Laminate

2920 Marl Micro	6053 Seagull
2921 Gypsum Micro	6654 Sand
2922 Clay Micro	6654 Sand

Patina Laminate

2870 Blonde Bronze Patina	6654 Sand
2873 Instant Iron Patina	6527 Merle

Solid Laminate

24H1 Satin White	6009 Arctic White
24H2 Satin Black	6000 Black
24H3 Satin Stone	6169 Stone
24H4 Satin Mocha	6170 Mocha
2722 Cream E	6631 Cream E
2730 Arctic White	6009 Arctic White
2746 Black	6000 Black
2759 Warm White	6655 Warm White
2811 Mist E	6636 Mist
2883 Seagull	6053 Seagull
2884 Milk	6052 Milk
2885 Dune	6654 Sand
2HAA Persian Salt	61AA Persian Salt
2HAB Rose	61AB Rose
2HAC Indigo	61AC Indigo
2HAD Green Citrine E	61AD Green Citrine E
2HAE Dark Olivine	61AE Dark Olivine
2HAF Cloudy	61AF Cloudy
2HMG Merle	6527 Merle
2HWU Clay	66WU Clay
2HWV Chalk	66WV Chalk

Speckle Laminate

2820 Coffee Speckle E	6631 Cream E
2823 Driftwood Speckle	6631 Cream E
2824 Smoke Speckle	6636 Mist
2825 Vanadium Speckle	6619 Ice E

E = Excluded

High-Pressure Laminate Color

Textured Laminate

2TH2 Fawn Cypress
2TH4 Saddle Oak
2TH5 Veranda Teak
2TH7 Walnut Heights
2UH1 Reclaimed Aggregate
2UH2 Reclaimed Gravel
2UH4 Cement
2UH6 Sheetrock

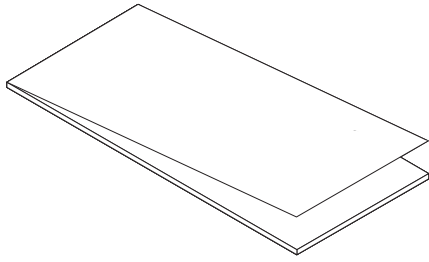
Woodgrain Laminate

2406 Clear Cherry E
2409 Clear Maple
2410 Graphite Walnut
2412 Natural Cherry
2422 Medium Cherry E
2511 Winter on Maple E
2535 Virginia Walnut
2536 Blackwood
2538 Clear Walnut
2592 Blonde on Maple E
2714 Natural Walnut E
2HAK Clear Oak
2HAN Ash Noce
2HAT Acacia
2HAW Ash Wenge
2HBN Bisque Noce
2HBW Bisque Wenge
2HCN Clay Noce
2HCW Clay Wenge
2HSN Storm Noce
2HSW Storm Wenge
2HWA Grey Kingswood
2HWB Planked Walnut
2HWD Resolute Walnut
2HWE Natural Recon
2HWF Smoked Walnut E
2HZA Waxed Maple
2HQB Natural Ash
2HZC Aged Ash
2HZD Ashwood Oak
2HZE Ashwood Beige
2HZF White Washed Birchply

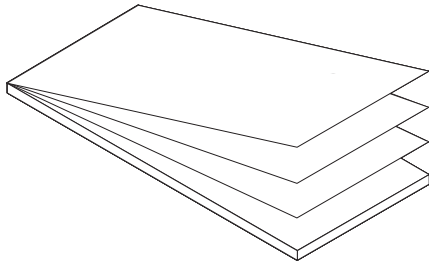
Recommended Edge Band

6T02 Fawn Cypress
6T04 Saddle Oak
6T05 Veranda Teak
6T07 Walnut Heights
6T08 Aggregate
6T09 Gravel
6T10 Cement
6T12 Sheetrock
6234 Clear Cherry
6237 Clear Maple
6231 Graphite Walnut
6034 Natural Cherry
6036 Medium Cherry
6037 Winter on Maple
6242 Virginia Walnut
6243 Blackwood
6245 Clear Walnut
6038 Blonde on Maple E
6041 Natural Walnut E
6219 Clear Oak
6707 Ash Noce
6213 Acacia
6703 Ash Wenge
6708 Bisque Noce
6705 Bisque Wenge
6709 Clay Noce
6706 Clay Wenge
6710 Storm Noce
6704 Storm Wenge
66WA Grey Kingswood
66WB Planked Walnut
66WD Resolute Walnut
66WE Natural Recon
66WF Smoked Walnut
6X50 Waxed Maple
6X51 Natural Ash
6X10 Aged Ash
6X52 Ashwood Oak
6X53 Ashwood Beige
6X54 White Washed Birchply

Understanding Low-Pressure and High-Pressure Laminates



Low-Pressure Laminates (LPL) is a single sheet of decorative paper saturated with melamine resin. This paper sheet is bonded to a substrate under heat and high-pressure without additional adhesives. LPL is sufficient for many spaces, including vertical applications and private offices where impact is typically lower. However, if wear and tear is a concern, consider HPL for worksurfaces and LPL for storage.



High-Pressure Laminates (HPL) is made up several layers of material, including a wear resistant overlay, a decorative paper impregnated with melamine, and 3-5 additional sheets of impregnated kraft paper. These materials are fused together forming a solid laminate sheet. This laminate sheet is bonded to a substrate using a water-based adhesive. HPL laminates meet or exceed all NEMA test standards for high-pressure laminates and is more durable than LPL when it comes to wear, impact, and chemical resistance. Use HPL if you're selecting furniture for high-use or heavy-use areas, classrooms, or healthcare facilities.

There are a number of blending tactics to control costs while still providing additional durability. Specify worksurfaces in HPL and storage in LPL, or specify storage cases in LPL with door and drawer fronts in HPL. Because the construction and manufacturing processes are different, there will be slight differences in gloss and overall appearance. They are intended to coordinate and if blended are not generally noticeable, because they are on different parts of a product or application. If blending, we recommend consistency within the application, i.e. all worksurfaces in HPL, or all storage cases are LPL with HPL fronts.

Simple Tables



Statement of Line **176**



Understanding

Simple Tables	178
Simple Table Dimensions	180



Specifying

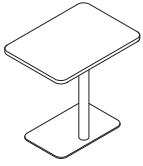
Personal	188
Lounge Height	190
Working Height	200
Café Height	210
Power and Cable Management	212



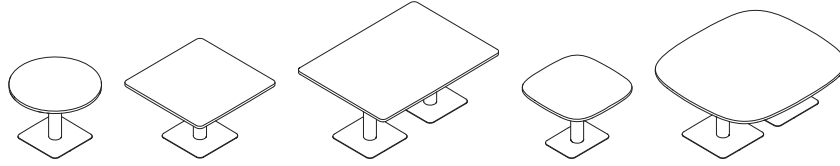
Surface Materials **215**

Statement of Line


Simple Tables



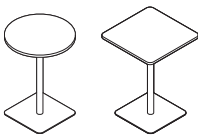
Personal
Understanding
▶ Page 178
Specifying
▶ Page 188



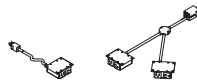
Lounge Height
Understanding
▶ Page 178
Specifying
▶ Pages 190–198



Working Height
Understanding
▶ Page 178
Specifying
▶ Pages 200–208



Café Height
Understanding
▶ Page 178
Specifying
▶ Pages 210–211



Power
Understanding
▶ Page 179
Specifying
▶ Pages 212–213

Simple Tables

Simple Tables come in three different heights and five shapes.

► Specifying, page 188

Table tops are 1 1/8" thick with edge band color default to match laminate.

Casters are available as an option on working-height post legs. Come in a package of four (two locking and two non-locking).

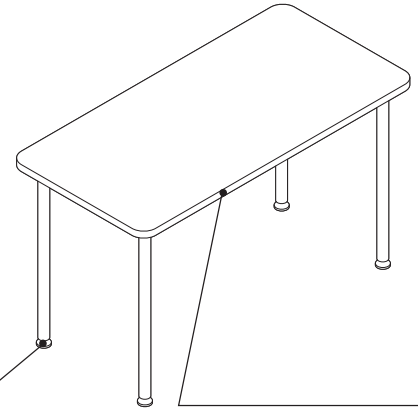
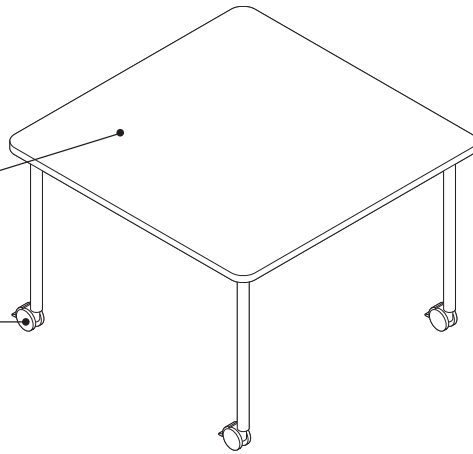
Power can be added to all tables except the personal size table, ordered separately.

► See page 212

Square table tops come with all four edges crowned.

Café-height tables (42"H) are supported with column bases.

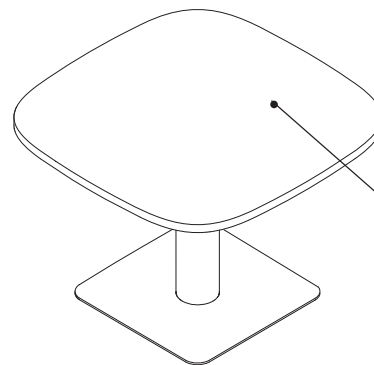
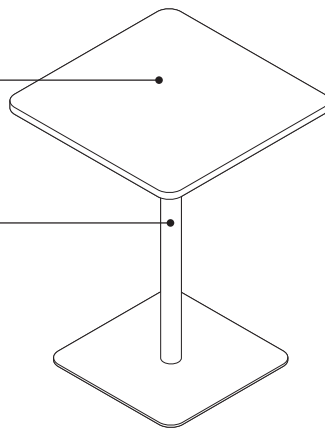
► Specifying, page 210



Reinforcing channel (TSATRC57), ordered separately, must be used on tables with post legs that have 60" or more of unsupported knee space.

► See page 159

Working-height tables (28 1/2"H) come standard with post legs on glides and are 1 1/2" in diameter with 1" of leveling. Columns and bases are available as an option on working-height table.



Lounge-height tables (25 1/2"H) are supported with column bases and work well with Campfire lounge seating.

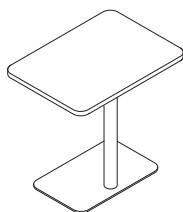
Actual Dimensions

	Lounge-Height	Working-Height	Café-Height
Square	●	●	●
Round	●	●	●
Rectangle	●	●	
Soft Square	●	●	
Soft Rectangle	●	●	

Product Details

Simple Tables come in three different heights and five shapes. Heights include worksurface thickness:

- Lounge height, 25½"H. Shapes—Square, round, rectangle, soft square, and soft rectangle.
- Working height, 28½"H. Shapes—Square, round, rectangle, soft square, and soft rectangle.
- Café or standing height, 42"H. Shapes—Square and round.



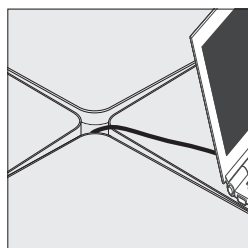
Personal Simple Tables

come in 16"–18"D x 24"–28"W with a 3" offset column that allows for maneuvering work close to you. Column is 2¾" in diameter and base is 15"W x 23"D.

Table tops are 1⅛" thick with edge band color default to match laminate.

Bases vary in sizes based on the size of the table top.

► See *Column and Column Base Size Matrices*



Rectangular and square table tops offer slightly crowned edges that leave a gap to allow power cord routing when two or more tables are used together.

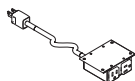
► Specifying, page 188

Square tops come with all four edges crowned.

Rectangular table tops come with two crowned edges on longer sides.

Power Specifications

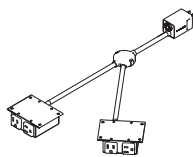
Single and double power options come standard with plastic clips and two Velcro straps for cord management.



Single power unit

- Two power or one power/one USB A+C 20W
- 10 or 15 foot cord length

Determining power cord length depends on the size of the table top and distance to power source.

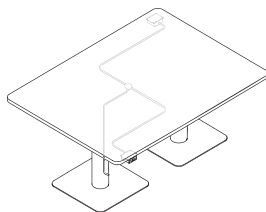


Double power unit

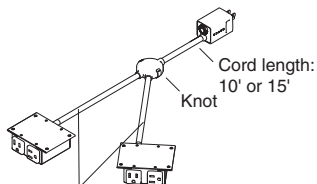
- Four power or three power/one USB A+C 20W or two power/two USB A+C 20W
- 10 or 15 foot cord length
- Two branch length options

Determining power cord length depends on the size of the table top and distance to power source.

Double power units are ideal for larger tables where more outlets are needed.



Double power is designed to attach to opposite corners of the table.



Branch lengths:
 Combo 1 (two at 36" each)
 Combo 2 (one 51" and one 38")

If you choose the double power option, here are the combo suggestions:

- Up to 54"W – Combo 1 (branch arms 36" each)
- Over to 54"W – Combo 2 (branch arms 51" and 38")

Rectangle power (freestanding or clamp-on) can also be used on Simple Tables. Clamp-on option works with worksurfaces that range from ½" to 2½" thick.

Column Matrix

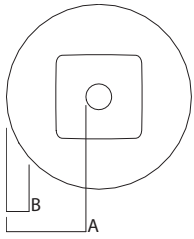
Column and base sizes are determined by the size of the table top.

Table Width	Up to 30"W	31–54"W	55"–72"W
Column Size	One 3" Column	One 5" Column	Two 5" Column

Column Base Size Matrix

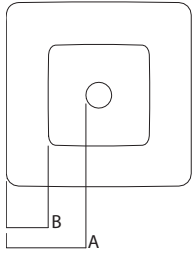
Top Size	Base Size
Personal tables	12" x 18"
22" x 30" – 29" x 36"	16" x 22"
30" x 30"	22" x 22"
30" x 31" – 30" x 36"	16" x 22"
22" x 37" – 30" x 40"	22" x 22"
31" x 31" – 40" x 40"	22" x 22"
22" x 41" – 29" x 50"	19" x 28"
30" x 45" – 38" x 50"	19" x 28"
30" x 41" – 38" x 44"	24" x 24"
39" x 41" – 48" x 48"	24" x 24"
22" x 51" – 38" x 54"	21" x 30"
39" x 49" – 42" x 54"	21" x 30"
43" x 49" – 54" x 54"	27" x 27"
22" x 55" – 35" x 72"	(2) 16" x 22"
36" x 55" – 48" x 72"	(2) 22" x 22"
49" x 55" – 60" x 72"	(2) 24" x 24"

Simple Table Dimensions



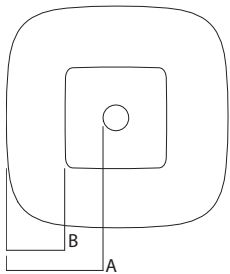
Round Worksurface Column Base

• Width	• To Column : Dim A	• To Base : Dim B	• Weight
30"	13½"	4"	62 lb
36"	15¾"	7"	80 lb
42"	18¾"	9"	99 lb
48"	21¾"	12"	113 lb
:	:	:	:



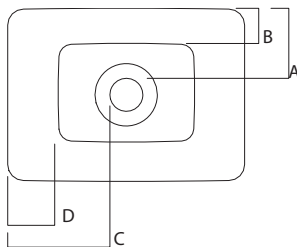
Square Worksurface Column Base

• Width	• To Column : Dim A	• To Base : Dim B	• Weight
30"	13½"	4"	69 lb
36"	15¾"	7"	90 lb
42"	18¾"	9"	112 lb
48"	21¾"	12"	130 lb
:	:	:	:



Soft Square Worksurface Column Base

• Width	• To Column : Dim A	• To Base : Dim B	• Weight
30"	13½"	4"	62 lb
36"	15¾"	7"	86 lb
42"	18¾"	9"	107 lb
48"	21¾"	12"	124 lb
:	:	:	:



Rectangle Worksurface Column Base

• Width	• Clearance for 24" D			
	• To Column		• To Base	
	• Long Edge • Dim C	• Short Edge • Dim A	• Long Edge • Dim D	• Short Edge • Dim B
30"	13½"	10½"	4"	4"
36"	15¾"	9¾"	7"	4"
42"	18¾"	9¾"	7"	2½"
48"	21¾"	9¾"	10"	2½"
54"	24¾"	9¾"	12"	1½"
•	•	•	•	•

• Width	• Clearance for 36" D			
	• To Column		• To Base	
	• Long Edge • Dim C	• Short Edge • Dim A	• Long Edge • Dim D	• Short Edge • Dim B
30"	N.A.	N.A.	N.A.	N.A.
36"	15¾"	15¾"	7"	7"
42"	18¾"	15¾"	9"	6"
48"	21¾"	15¾"	10"	8½"
54"	24¾"	15¾"	12"	7½"
•	•	•	•	•

• Width	• Clearance for 30" D			
	• To Column		• To Base	
	• Long Edge • Dim C	• Short Edge • Dim A	• Long Edge • Dim D	• Short Edge • Dim B
30"	13½"	13½"	4"	4"
36"	15¾"	12¾"	7"	7"
42"	18¾"	12¾"	9"	3"
48"	21¾"	12¾"	10"	5½"
54"	24¾"	12¾"	12"	4½"
•	•	•	•	•

• Width	• Clearance for 42" D			
	• To Column		• To Base	
	• Long Edge • Dim C	• Short Edge • Dim A	• Long Edge • Dim D	• Short Edge • Dim B
30"	N.A.	N.A.	N.A.	N.A.
36"	N.A.	N.A.	N.A.	N.A.
42"	18¾"	18¾"	9"	9"
48"	21¾"	18¾"	12"	9"
54"	24¾"	18¾"	12"	10½"
•	•	•	•	•

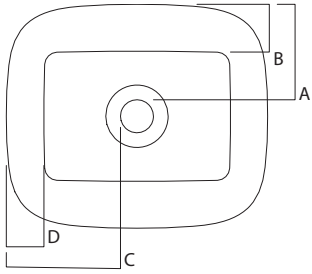
Rectangle Worksurface Column Base—Weight

• Width	• 22" D	• 24" D	• 30" D	• 36" D	• 42" D
30"	51 lb	53 lb	N.A.	N.A.	N.A.
36"	63 lb	66 lb	73 lb	N.A.	N.A.
42"	80 lb	83 lb	94 lb	103 lb	N.A.
48"	85 lb	88 lb	98 lb	107 lb	117 lb
54"	96 lb	100 lb	111 lb	122 lb	133 lb
•	•	•	•	•	•

Rectangle Worksurface Double Column Base—Weight

• Width	• 22" D	• 24" D	• 30" D	• 36" D	• 42" D
60"	117 lb	122 lb	134 lb	165 lb	177 lb
66"	122 lb	127 lb	140 lb	172 lb	186 lb
72"	126 lb	132 lb	146 lb	180 lb	195 lb
•	•	•	•	•	•

Simple Table Dimensions, continued



Soft Rectangle Worksurface Column Base

•Width	Clearance for 36" D			
	To Column		To Base	
	Long Edge Dim C	Short Edge Dim A	Long Edge Dim D	Short Edge Dim B
36"	15 ³ / ₈ "	15 ³ / ₈ "	7"	7"
42"	18 ³ / ₈ "	15 ³ / ₈ "	9"	6"
48"	21 ³ / ₈ "	15 ³ / ₈ "	10"	4"
54"	24 ³ / ₈ "	15 ³ / ₈ "	12"	3"
:	:	:	:	:

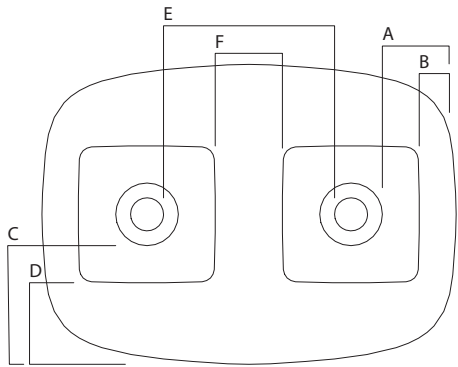
•Width	Clearance for 48" D			
	To Column		To Base	
	Long Edge Dim C	Short Edge Dim A	Long Edge Dim D	Short Edge Dim B
36"	N.A.	N.A.	N.A.	N.A.
42"	N.A.	N.A.	N.A.	N.A.
48"	21 ³ / ₈ "	21 ³ / ₈ "	12"	12"
54"	24 ³ / ₈ "	24 ³ / ₈ "	13 ¹ / ₂ "	10 ¹ / ₂ "
:	:	:	:	:

•Width	Clearance for 42" D			
	To Column		To Base	
	Long Edge Dim C	Short Edge Dim A	Long Edge Dim D	Short Edge Dim B
36"	N.A.	N.A.	N.A.	N.A.
42"	18 ³ / ₈ "	18 ³ / ₈ "	9"	9"
48"	21 ³ / ₈ "	18 ³ / ₈ "	12"	9"
54"	24 ³ / ₈ "	18 ³ / ₈ "	12"	6"
:	:	:	:	:

•Width	Clearance for 54" D			
	To Column		To Base	
	Long Edge Dim C	Short Edge Dim A	Long Edge Dim D	Short Edge Dim B
36"	N.A.	N.A.	N.A.	N.A.
42"	N.A.	N.A.	N.A.	N.A.
48"	N.A.	N.A.	N.A.	N.A.
54"	24 ³ / ₈ "	24 ³ / ₈ "	13 ¹ / ₂ "	13 ¹ / ₂ "
:	:	:	:	:

Soft Rectangle Worksurface Column Base—Weight

•Width	•36" D	•42" D	•48" D	•54" D	•60" D
36"	N.A.	N.A.	N.A.	N.A.	N.A.
42"	99 lb	N.A.	N.A.	N.A.	N.A.
48"	103 lb	115 lb	N.A.	N.A.	N.A.
54"	116 lb	127 lb	143 lb	N.A.	N.A.
:	:	:	:	:	:



Soft Rectangle Worksurface—Double Column Base

Clearance for 36" D						
Width	To Column		To Base		Center	
	Long Edge Dim A	Short Edge Dim C	Long Edge Dim B	Short Edge Dim D	Base to Base Dim F	Col to Col Dim E
60"	12 ² / ₅ "	15 ³ / ₈ "	4 ¹ / ₁₀ "	7"	7 ⁷ / ₈ "	24 ⁷ / ₈ "
66"	14"	15 ³ / ₈ "	5 ³ / ₅ "	7"	10 ⁷ / ₈ "	27 ⁷ / ₈ "
72"	15 ² / ₅ "	15 ³ / ₈ "	7 ¹ / ₁₀ "	7"	13 ⁷ / ₈ "	30 ⁷ / ₈ "

Clearance for 42" D						
Width	To Column		To Base		Center	
	Long Edge Dim A	Short Edge Dim C	Long Edge Dim B	Short Edge Dim D	Base to Base Dim F	Col to Col Dim E
60"	12 ² / ₅ "	18 ³ / ₈ "	4 ¹ / ₁₀ "	10"	7 ⁷ / ₈ "	24 ⁷ / ₈ "
66"	14"	18 ³ / ₈ "	5 ³ / ₅ "	10"	10 ⁷ / ₈ "	27 ⁷ / ₈ "
72"	15 ² / ₅ "	18 ³ / ₈ "	7 ¹ / ₁₀ "	10"	13 ⁷ / ₈ "	30 ⁷ / ₈ "

Clearance for 54" D						
Width	To Column		To Base		Center	
	Long Edge Dim A	Short Edge Dim C	Long Edge Dim B	Short Edge Dim D	Base to Base Dim F	Col to Col Dim E
60"	12 ² / ₅ "	24 ³ / ₈ "	3 ¹ / ₁₀ "	15"	5 ⁷ / ₈ "	24 ⁷ / ₈ "
66"	14"	24 ³ / ₈ "	4 ³ / ₅ "	15"	8 ⁷ / ₈ "	27 ⁷ / ₈ "
72"	15 ² / ₅ "	24 ³ / ₈ "	6 ¹ / ₁₀ "	15"	11 ⁷ / ₈ "	30 ⁷ / ₈ "

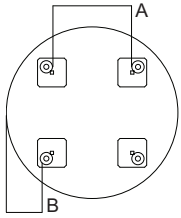
Clearance for 60" D						
Width	To Column		To Base		Center	
	Long Edge Dim A	Short Edge Dim C	Long Edge Dim B	Short Edge Dim D	Base to Base Dim F	Col to Col Dim E
60"	12 ² / ₅ "	27 ³ / ₈ "	3 ¹ / ₁₀ "	18"	5 ⁷ / ₈ "	24 ⁷ / ₈ "
66"	14"	27 ³ / ₈ "	4 ³ / ₅ "	18"	8 ⁷ / ₈ "	27 ⁷ / ₈ "
72"	15 ² / ₅ "	27 ³ / ₈ "	6 ¹ / ₁₀ "	18"	11 ⁷ / ₈ "	30 ⁷ / ₈ "

Soft Rectangle Worksurface Double Column Base—Weight

Width	36" D	42" D	48" D	54" D	60" D
60"	159 lb	170 lb	181 lb	204 lb	N.A.
66"	166 lb	178 lb	190 lb	215 lb	227 lb
72"	172 lb	186 lb	200 lb	225 lb	238 lb

Simple Tables

Simple Table Dimensions, continued

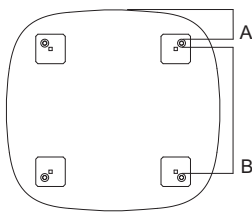


Round Worksurface Post Legs

• Diameter	• To Column : Dim A	• To Base : Dim B
30"	13 ⁵ / ₈ "	6 ⁵ / ₈ "
36"	17 ¹ / ₄ "	7 ³ / ₄ "
42"	20 ³ / ₄ "	9"
48"	24 ³ / ₈ "	10 ¹ / ₈ "
:	:	:

Round Post Legs—Weight

• Diameter	• Weight
30"	44 lb
36"	55 lb
42"	68 lb
48"	82 lb
:	:

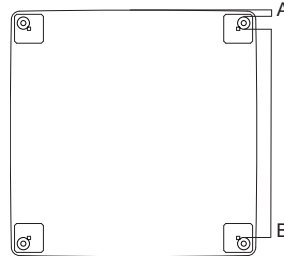


Soft Square Worksurface Post Legs

• Width	• To Column : Dim A	• To Base : Dim B
36"	6"	20 ³ / ₄ "
42"	6 ¹ / ₂ "	25 ⁵ / ₈ "
48"	7 ¹ / ₈ "	30 ³ / ₈ "
54"	7 ³ / ₄ "	35 ¹ / ₄ "
60"	8 ³ / ₈ "	40"
:	:	:

Soft Square Post Legs—Weight

• Width	• Weight
36"	60 lb
42"	75 lb
48"	92 lb
54"	110 lb
60"	132 lb
:	:

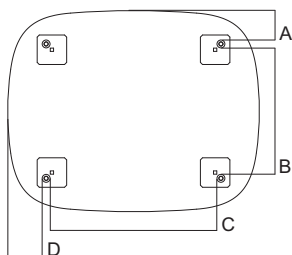


Square Worksurface Post Legs

• Width	• To Column : Dim A	• To Base : Dim B
30"	2 ³ / ₈ "	21 ¹⁵ / ₁₆ "
36"	2 ³ / ₈ "	27 ¹⁵ / ₁₆ "
42"	2 ³ / ₈ "	33 ¹⁵ / ₁₆ "
48"	2 ³ / ₈ "	39 ¹⁵ / ₁₆ "
:	:	:

Square Post Legs—Weight

• Width	• Weight
30"	50 lb
36"	64 lb
42"	80 lb
48"	98 lb
:	:



Rectangle and Soft Rectangle Worksurface Post Legs

Width	Clearance for 36"D			
	To Post	Between Posts	Between Posts	To Post
	Short Edge Dim A	Short Edge Dim B	Long Edge Dim C	Long Edge Dim D
36"	6"	20 ³ / ₄ "	20 ³ / ₄ "	6"
42"	6"	20 ³ / ₄ "	25 ⁵ / ₈ "	6 ¹ / ₂ "
48"	6"	20 ³ / ₄ "	30 ³ / ₈ "	7 ¹ / ₈ "
54"	6"	20 ³ / ₄ "	35 ¹ / ₄ "	7 ³ / ₄ "
60"	6"	20 ³ / ₄ "	40"	8 ³ / ₈ "
66"	6"	20 ³ / ₄ "	44 ³ / ₄ "	8 ¹⁵ / ₁₆ "
72"	6"	20 ³ / ₄ "	49 ⁵ / ₈ "	9 ¹ / ₂ "

Width	Clearance for 48"D			
	To Post	Between Posts	Between Posts	To Post
	Short Edge Dim A	Short Edge Dim B	Long Edge Dim C	Long Edge Dim D
48"	7 ¹ / ₈ "	30 ³ / ₈ "	30 ³ / ₈ "	7 ¹ / ₈ "
54"	7 ¹ / ₈ "	30 ³ / ₈ "	35 ¹ / ₄ "	7 ³ / ₄ "
60"	7 ¹ / ₈ "	30 ³ / ₈ "	40"	8 ³ / ₈ "
66"	7 ¹ / ₈ "	30 ³ / ₈ "	44 ³ / ₄ "	8 ¹⁵ / ₁₆ "
72"	7 ¹ / ₈ "	30 ³ / ₈ "	49 ⁵ / ₈ "	9 ¹ / ₂ "

Width	Clearance for 60"D			
	To Post	Between Posts	Between Posts	To Post
	Short Edge Dim A	Short Edge Dim B	Long Edge Dim C	Long Edge Dim D
60"	8 ³ / ₈ "	40"	40"	8 ³ / ₈ "
66"	8 ³ / ₈ "	40"	44 ³ / ₄ "	8 ¹⁵ / ₁₆ "
72"	8 ³ / ₈ "	40"	49 ⁵ / ₈ "	9 ¹ / ₂ "

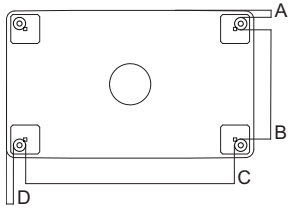
Width	Clearance for 42"D			
	To Post	Between Posts	Between Posts	To Post
	Short Edge Dim A	Short Edge Dim B	Long Edge Dim C	Long Edge Dim D
42"	6 ¹ / ₂ "	25 ⁵ / ₈ "	25 ⁵ / ₈ "	6 ¹ / ₂ "
48"	6 ¹ / ₂ "	25 ⁵ / ₈ "	30 ³ / ₈ "	7 ¹ / ₈ "
54"	6 ¹ / ₂ "	25 ⁵ / ₈ "	35 ¹ / ₄ "	7 ³ / ₄ "
60"	6 ¹ / ₂ "	25 ⁵ / ₈ "	40"	8 ³ / ₈ "
66"	6 ¹ / ₂ "	25 ⁵ / ₈ "	44 ³ / ₄ "	8 ¹⁵ / ₁₆ "
72"	6 ¹ / ₂ "	25 ⁵ / ₈ "	49 ⁵ / ₈ "	9 ¹ / ₂ "

Width	Clearance for 54"D			
	To Post	Between Posts	Between Posts	To Post
	Short Edge Dim A	Short Edge Dim B	Long Edge Dim C	Long Edge Dim D
54"	7 ³ / ₄ "	35 ¹ / ₄ "	35 ¹ / ₄ "	7 ³ / ₄ "
60"	7 ³ / ₄ "	35 ¹ / ₄ "	40"	8 ³ / ₈ "
66"	7 ³ / ₄ "	35 ¹ / ₄ "	44 ³ / ₄ "	8 ¹⁵ / ₁₆ "
72"	7 ³ / ₄ "	35 ¹ / ₄ "	49 ⁵ / ₈ "	9 ¹ / ₂ "

Soft Rectangle Post Legs—Weight

Width	36"D	42"D	48"D	54"D	60"D
36"	N.A.	N.A.	N.A.	N.A.	N.A.
42"	67 lb	N.A.	N.A.	N.A.	N.A.
48"	74 lb	83 lb	N.A.	N.A.	N.A.
54"	80 lb	91 lb	101 lb	N.A.	N.A.
60"	87 lb	98 lb	110 lb	120 lb	N.A.
66"	94 lb	107 lb	119 lb	131 lb	143 lb
72"	101 lb	114 lb	128 lb	141 lb	154 lb

Simple Table Dimensions, continued



Rectangle Worksurface Post Legs

Width	Clearance for 24"D			
	To Post Short Edge Dim A	Between Posts Short Edge Dim B	Between Posts Long Edge Dim C	To Post Long Edge Dim D
30"	2 ³ / ₈ "	15 ¹⁵ / ₁₆ "	21 ¹⁵ / ₁₆ "	2 ³ / ₈ "
36"	2 ³ / ₈ "	15 ¹⁵ / ₁₆ "	27 ¹⁵ / ₁₆ "	2 ³ / ₈ "
42"	2 ³ / ₈ "	15 ¹⁵ / ₁₆ "	33 ¹⁵ / ₁₆ "	2 ³ / ₈ "
48"	2 ³ / ₈ "	15 ¹⁵ / ₁₆ "	39 ¹⁵ / ₁₆ "	2 ³ / ₈ "
54"	2 ³ / ₈ "	15 ¹⁵ / ₁₆ "	45 ¹⁵ / ₁₆ "	2 ³ / ₈ "
60"	2 ³ / ₈ "	15 ¹⁵ / ₁₆ "	51 ¹⁵ / ₁₆ "	2 ³ / ₈ "
66"	2 ³ / ₈ "	15 ¹⁵ / ₁₆ "	57 ¹⁵ / ₁₆ "	2 ³ / ₈ "
72"	2 ³ / ₈ "	15 ¹⁵ / ₁₆ "	63 ¹⁵ / ₁₆ "	2 ³ / ₈ "

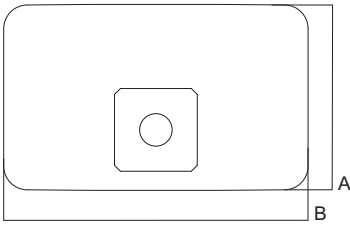
Width	Clearance for 36"D			
	To Post Short Edge Dim A	Between Posts Short Edge Dim B	Between Posts Long Edge Dim C	To Post Long Edge Dim D
42"	2 ³ / ₈ "	27 ¹⁵ / ₁₆ "	33 ¹⁵ / ₁₆ "	2 ³ / ₈ "
48"	2 ³ / ₈ "	27 ¹⁵ / ₁₆ "	39 ¹⁵ / ₁₆ "	2 ³ / ₈ "
54"	2 ³ / ₈ "	27 ¹⁵ / ₁₆ "	45 ¹⁵ / ₁₆ "	2 ³ / ₈ "
60"	2 ³ / ₈ "	27 ¹⁵ / ₁₆ "	51 ¹⁵ / ₁₆ "	2 ³ / ₈ "
66"	2 ³ / ₈ "	27 ¹⁵ / ₁₆ "	57 ¹⁵ / ₁₆ "	2 ³ / ₈ "
72"	2 ³ / ₈ "	27 ¹⁵ / ₁₆ "	63 ¹⁵ / ₁₆ "	2 ³ / ₈ "

Width	Clearance for 30"D			
	To Post Short Edge Dim A	Between Posts Short Edge Dim B	Between Posts Long Edge Dim C	To Post Long Edge Dim D
36"	2 ³ / ₈ "	21 ¹⁵ / ₁₆ "	27 ¹⁵ / ₁₆ "	2 ³ / ₈ "
42"	2 ³ / ₈ "	21 ¹⁵ / ₁₆ "	33 ¹⁵ / ₁₆ "	2 ³ / ₈ "
48"	2 ³ / ₈ "	21 ¹⁵ / ₁₆ "	39 ¹⁵ / ₁₆ "	2 ³ / ₈ "
54"	2 ³ / ₈ "	21 ¹⁵ / ₁₆ "	45 ¹⁵ / ₁₆ "	2 ³ / ₈ "
60"	2 ³ / ₈ "	21 ¹⁵ / ₁₆ "	51 ¹⁵ / ₁₆ "	2 ³ / ₈ "
66"	2 ³ / ₈ "	21 ¹⁵ / ₁₆ "	57 ¹⁵ / ₁₆ "	2 ³ / ₈ "
72"	2 ³ / ₈ "	21 ¹⁵ / ₁₆ "	63 ¹⁵ / ₁₆ "	2 ³ / ₈ "

Width	Clearance for 42"D			
	To Post Short Edge Dim A	Between Posts Short Edge Dim B	Between Posts Long Edge Dim C	To Post Long Edge Dim D
48"	2 ³ / ₈ "	33 ¹⁵ / ₁₆ "	39 ¹⁵ / ₁₆ "	2 ³ / ₈ "
54"	2 ³ / ₈ "	33 ¹⁵ / ₁₆ "	45 ¹⁵ / ₁₆ "	2 ³ / ₈ "
60"	2 ³ / ₈ "	33 ¹⁵ / ₁₆ "	51 ¹⁵ / ₁₆ "	2 ³ / ₈ "
66"	2 ³ / ₈ "	33 ¹⁵ / ₁₆ "	57 ¹⁵ / ₁₆ "	2 ³ / ₈ "
72"	2 ³ / ₈ "	33 ¹⁵ / ₁₆ "	63 ¹⁵ / ₁₆ "	2 ³ / ₈ "

Rectangle Post Legs—Weight

Width	24"D	30"D	36"D	42"D
30"	44 lb	N.A.	N.A.	N.A.
36"	49 lb	56 lb	N.A.	N.A.
42"	54 lb	62 lb	71 lb	N.A.
48"	59 lb	69 lb	78 lb	88 lb
54"	64 lb	75 lb	86 lb	97 lb
60"	69 lb	81 lb	93 lb	106 lb
66"	74 lb	87 lb	101 lb	112 lb
72"	79 lb	93 lb	108 lb	123 lb



Personal Table Post Legs

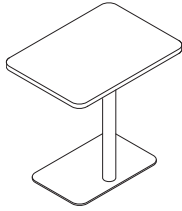
Depth	Width	Height
16"	24"	25½"
16"	26"	25½"
16"	28"	25½"
18"	24"	25½"
18"	26"	25½"
18"	28"	25½"

Personal Table—Weight

Width	16"D	18"D
24"	33 lb	35 lb
26"	34 lb	36 lb
28"	35 lb	37 lb

Personal

25¹/₂"H



Tip: Column is offset to allow table to be moved closer to chair.

Tip: Parametric sizes available by the inch.

Standard Includes	Required to Specify
<ul style="list-style-type: none"> ▶ Need help? Product details, page 178 • 1 1/8" thick table top: Low-Pressure Laminate (LPL) • Edge band: default color to match laminate • Base and column: paint price group 1 	<ol style="list-style-type: none"> 1 Style number 2 Worksurface size type (see below under Required Selections) 3 Depth (see below under Required Selections) 4 Width (see below under Required Selections) 5 Low-Pressure Laminate color number for table top 6 Paint color number for base and column 7 Options, if selected (see below) <p>▶ See <i>Surface Materials</i>, page 215.</p>

	Required Selections	U.S. Price	Required to Specify								
Size Type	<ul style="list-style-type: none"> • Modular • Parametric 	No cost No cost	Specify modular. Specify parametric.								
Depth	<table border="1"> <thead> <tr> <th>Modular</th> <th>Parametric</th> </tr> </thead> <tbody> <tr> <td>• 16"D</td> <td></td> </tr> <tr> <td>• 18"D</td> <td>17"D–18"D</td> </tr> </tbody> </table>	Modular	Parametric	• 16"D		• 18"D	17"D–18"D	Prices at right Prices at right	Specify depth. Specify depth.		
Modular	Parametric										
• 16"D											
• 18"D	17"D–18"D										
Width	<table border="1"> <thead> <tr> <th>Modular</th> <th>Parametric</th> </tr> </thead> <tbody> <tr> <td>• 24"W</td> <td></td> </tr> <tr> <td>• 26"W</td> <td>25"W–26"W</td> </tr> <tr> <td>• 28"W</td> <td>27"W–28"W</td> </tr> </tbody> </table>	Modular	Parametric	• 24"W		• 26"W	25"W–26"W	• 28"W	27"W–28"W	Prices at right Prices at right Prices at right	Specify width. Specify width. Specify width.
Modular	Parametric										
• 24"W											
• 26"W	25"W–26"W										
• 28"W	27"W–28"W										

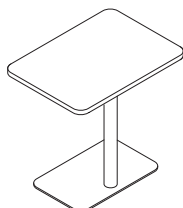
	Options	U.S. Price	Required to Specify
Surface Materials	<p>High-Pressure Laminate top</p> <ul style="list-style-type: none"> • High-Pressure Laminate price group 1 • High-Pressure Laminate price group 2 • High-Pressure Laminate price group 3 	Prices at right Prices at right Prices at right	Specify High-Pressure Laminate color number. Specify High-Pressure Laminate color number. Specify High-Pressure Laminate color number.
	<p>Base and column</p> <ul style="list-style-type: none"> • Paint price group 1 • Paint price group 2 • Paint price group 3 	No cost No cost +\$152	Specify paint color number. Specify paint color number. Specify paint color number.



For Canadian Pricing

Multiply U.S. Price by the Canadian price factor.

▶ See page 1 for details.



Specification Information

Style Number	Dimensions		Modular Width Parametric Width	U.S. Base Prices		
	Modular Depth	Parametric Depth		24"W	26"W	28"W
				25"W-	27"W-	
				26"W	28"W	

Low-Pressure Laminate

TS4WPERLNGE	Modular Depth	Parametric Depth	24"W	26"W	28"W
	16"		\$727	\$735	\$743
	18"	17"-18"	\$735	\$743	\$748

High-Pressure Laminate Price Group 1

TS4WPERLNGE	Modular Depth	Parametric Depth	24"W	26"W	28"W
	16"		\$750	\$759	\$769
	18"	17"-18"	\$761	\$770	\$776

High-Pressure Laminate Price Group 2

TS4WPERLNGE	Modular Depth	Parametric Depth	24"W	26"W	28"W
	16"		\$758	\$769	\$779
	18"	17"-18"	\$771	\$780	\$787

High-Pressure Laminate Price Group 3

TS4WPERLNGE	Modular Depth	Parametric Depth	24"W	26"W	28"W
	16"		\$778	\$787	\$799
	18"	17"-18"	\$791	\$802	\$810



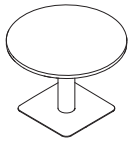
For Canadian Pricing

Multiply U.S. Price by the Canadian price factor.

► See page 1 for details.

Lounge-Height Round

25¹/₂"H



Tip: Parametric sizes available by the inch.

Tip: Tops under 31" Dia. get a 3" column. Tops 31" Dia. and larger get a 5" column.
▶ See page 179.

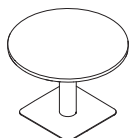
Standard Includes	Required to Specify
<ul style="list-style-type: none"> ▶ Need help? Product details, page 178 • 1 1/8" thick table top: Low-Pressure Laminate (LPL) • Edge band: default color to match laminate • Base and column: paint price group 1 	<ol style="list-style-type: none"> 1 Style number 2 Worksurface size type (see below under Required Selections) 3 Diameter (see below under Required Selections) 4 Low-Pressure Laminate color number for table top 5 Paint color number for base and column 6 Options, if selected (see below) <p>▶ See <i>Surface Materials</i>, page 215.</p>

Size Type	Required Selections	U.S. Price	Required to Specify	
	<ul style="list-style-type: none"> • Modular • Parametric 	<p>No cost</p> <p>No cost</p>	<p>Specify modular.</p> <p>Specify parametric.</p>	
Diameter	Modular	Parametric	U.S. Price	Required to Specify
	<ul style="list-style-type: none"> • 30" Dia. • 36" Dia. • 42" Dia. • 48" Dia. 	<ul style="list-style-type: none"> 31" Dia.–36" Dia. 37" Dia.–42" Dia. 43" Dia.–48" Dia. 	<p>Prices at right</p> <p>Prices at right</p> <p>Prices at right</p> <p>Prices at right</p>	<p>Specify diameter.</p> <p>Specify diameter.</p> <p>Specify diameter.</p> <p>Specify diameter.</p>

Surface Materials	Options	U.S. Price	Required to Specify
	<p>High-Pressure Laminate top</p> <ul style="list-style-type: none"> • High-Pressure Laminate price group 1 • High-Pressure Laminate price group 2 • High-Pressure Laminate price group 3 	<p>Prices at right</p> <p>Prices at right</p> <p>Prices at right</p>	<p>Specify High-Pressure Laminate color number.</p> <p>Specify High-Pressure Laminate color number.</p> <p>Specify High-Pressure Laminate color number.</p>
	<p>Base and column</p> <ul style="list-style-type: none"> • Paint price group 1 • Paint price group 2 • Paint price group 3 	<p>No cost</p> <p>No cost</p> <p>+\$152</p>	<p>Specify paint color number.</p> <p>Specify paint color number.</p> <p>Specify paint color number.</p>
Related Products	<ul style="list-style-type: none"> • Under-Worksurface Power • Wire Manager Kit 		<p>▶ Pages 212–214</p> <p>▶ Pages 214</p>



For Canadian Pricing
Multiply U.S. Price by the Canadian price factor.
▶ See page 1 for details.



Specification Information

Style Number	Dimensions		U.S. Base Price
	Modular Diameter	Parametric Diameter	

Low-Pressure Laminate

TS4WRDLNGE	30"		\$ 992
	36"	31"-36"	\$1225
	42"	37"-42"	\$1393
	48"	43"-48"	\$1474

High-Pressure Laminate Price Group 1

TS4WRDLNGE	30"		\$1052
	36"	31"-36"	\$1303
	42"	37"-42"	\$1476
	48"	43"-48"	\$1557

High-Pressure Laminate Price Group 2

TS4WRDLNGE	30"		\$1079
	36"	31"-36"	\$1329
	42"	37"-42"	\$1508
	48"	43"-48"	\$1591

High-Pressure Laminate Price Group 3

TS4WRDLNGE	30"		\$1127
	36"	31"-36"	\$1392
	42"	37"-42"	\$1576
	48"	43"-48"	\$1661



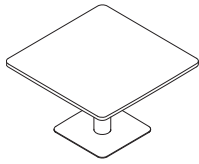
For Canadian Pricing

Multiply U.S. Price by the Canadian price factor.

► See page 1 for details.

Lounge-Height Square

25¹/₂"H



Tip: Parametric sizes available by the inch.

Tip: Tops under 31"W get a 3" column. Tops 31"W and larger get a 5" column.

▶ See page 179.

Standard Includes	Required to Specify
-------------------	---------------------

<ul style="list-style-type: none"> ▶ Need help? Product details, page 178 	<ul style="list-style-type: none"> • 1 1/8" thick table top: Low-Pressure Laminate (LPL) • Edge band: default color to match laminate • Base and column: paint price group 1 	<ol style="list-style-type: none"> 1 Style number 2 Worksurface size type (see below under Required Selections) 3 Width (see below under Required Selections) 4 Low-Pressure Laminate color number for table top 5 Paint color number for base and column 6 Options, if selected (see below) <p>▶ See <i>Surface Materials</i>, page 215.</p>
--	---	---

Size Type	Required Selections	U.S. Price	Required to Specify
-----------	---------------------	------------	---------------------

Size Type	<ul style="list-style-type: none"> • Modular • Parametric 	<p>No cost</p> <p>No cost</p>	<p>Specify modular.</p> <p>Specify parametric.</p>
------------------	---	-------------------------------	--

Width	Modular	Parametric	U.S. Price	Required to Specify
-------	---------	------------	------------	---------------------

Width	<ul style="list-style-type: none"> • 30"W • 36"W • 42"W • 48"W 	<p>31"W–36"W</p> <p>37"W–42"W</p> <p>43"W–48"W</p>	<p>Prices at right</p> <p>Prices at right</p> <p>Prices at right</p> <p>Prices at right</p>	<p>Specify width.</p> <p>Specify width.</p> <p>Specify width.</p> <p>Specify width.</p>
--------------	--	--	---	---

Surface Materials	Options	U.S. Price	Required to Specify
-------------------	---------	------------	---------------------

Surface Materials	<p>High-Pressure Laminate top</p> <ul style="list-style-type: none"> • High-Pressure Laminate price group 1 • High-Pressure Laminate price group 2 • High-Pressure Laminate price group 3 <p>Base and column</p> <ul style="list-style-type: none"> • Paint price group 1 • Paint price group 2 • Paint price group 3 	<p>Prices at right</p> <p>Prices at right</p> <p>Prices at right</p> <p>No cost</p> <p>No cost</p> <p>+\$152</p>	<p>Specify High-Pressure Laminate color number.</p> <p>Specify High-Pressure Laminate color number.</p> <p>Specify High-Pressure Laminate color number.</p> <p>Specify paint color number.</p> <p>Specify paint color number.</p> <p>Specify paint color number.</p>
--------------------------	---	--	--

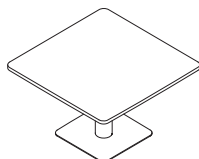
Related Products	<ul style="list-style-type: none"> • Under-Worksurface Power • Wire Manager Kit 	<p>▶ Pages 212–214</p> <p>▶ Page 214</p>
-------------------------	---	--



For Canadian Pricing

Multiply U.S. Price by the Canadian price factor.

▶ See page 1 for details.



Specification Information

Style Number	Dimensions		U.S. Base Price
	Modular Width	Parametric Width	

Low-Pressure Laminate

TS4WSQLNGE	30"		\$ 992
	36"	31"–36"	\$1225
	42"	37"–42"	\$1393
	48"	43"–48"	\$1474

High-Pressure Laminate Price Group 1

TS4WSQLNGE	30"		\$1052
	36"	31"–36"	\$1303
	42"	37"–42"	\$1476
	48"	43"–48"	\$1557

High-Pressure Laminate Price Group 2

TS4WSQLNGE	30"		\$1079
	36"	31"–36"	\$1329
	42"	37"–42"	\$1508
	48"	43"–48"	\$1591

High-Pressure Laminate Price Group 3

TS4WSQLNGE	30"		\$1127
	36"	31"–36"	\$1392
	42"	37"–42"	\$1576
	48"	43"–48"	\$1661



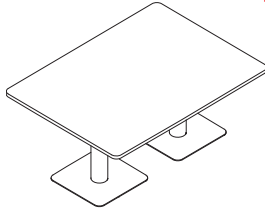
For Canadian Pricing

Multiply U.S. Price by the Canadian price factor.

► See page 1 for details.

Lounge-Height Rectangle

25¹/₂"H



► Need help? Product details, page 178

Standard Includes

- 1 1/8" thick table top: Low-Pressure Laminate (LPL)
- Edge band: default color to match laminate
- Base and column: paint price group 1

Required to Specify

- 1 Style number
 - 2 Worksurface size type (see below under Required Selections)
 - 3 Depth (see below under Required Selections)
 - 4 Width (see below under Required Selections)
 - 5 Low-Pressure Laminate color number for table top
 - 6 Paint color number for base and column
 - 7 Options, if selected (see below)
- See *Surface Materials*, page 215.

Tip: Parametric sizes available by the inch.

Tip: Tops under 31"W get a 3" column. Tops 31"W and larger get a 5" column. Tops 55"W and over get two 5" columns.

► See page 179.

	Required Selections	U.S. Price	Required to Specify																		
Size Type	<ul style="list-style-type: none"> • Modular • Parametric 	No cost No cost	Specify modular. Specify parametric.																		
Depth	<table border="1"> <thead> <tr> <th>Modular</th> <th>Parametric</th> </tr> </thead> <tbody> <tr> <td>• 22"D</td> <td></td> </tr> <tr> <td>• 24"D</td> <td>23"D–24"D</td> </tr> <tr> <td>• 30"D</td> <td>25"D–30"D</td> </tr> <tr> <td>• 36"D</td> <td>31"D–36"D</td> </tr> <tr> <td>• 42"D</td> <td>37"D–42"D</td> </tr> </tbody> </table>	Modular	Parametric	• 22"D		• 24"D	23"D–24"D	• 30"D	25"D–30"D	• 36"D	31"D–36"D	• 42"D	37"D–42"D	Prices at right Prices at right Prices at right Prices at right Prices at right	Specify depth. Specify depth. Specify depth. Specify depth. Specify depth.						
Modular	Parametric																				
• 22"D																					
• 24"D	23"D–24"D																				
• 30"D	25"D–30"D																				
• 36"D	31"D–36"D																				
• 42"D	37"D–42"D																				
Width	<table border="1"> <thead> <tr> <th>Modular</th> <th>Parametric</th> </tr> </thead> <tbody> <tr> <td>• 30"W</td> <td></td> </tr> <tr> <td>• 36"W</td> <td>31"W–36"W</td> </tr> <tr> <td>• 42"W</td> <td>37"W–42"W</td> </tr> <tr> <td>• 48"W</td> <td>43"W–48"W</td> </tr> <tr> <td>• 54"W</td> <td>49"W–54"W</td> </tr> <tr> <td>• 60"W</td> <td>55"W–60"W</td> </tr> <tr> <td>• 66"W</td> <td>61"W–66"W</td> </tr> <tr> <td>• 72"W</td> <td>67"W–72"W</td> </tr> </tbody> </table>	Modular	Parametric	• 30"W		• 36"W	31"W–36"W	• 42"W	37"W–42"W	• 48"W	43"W–48"W	• 54"W	49"W–54"W	• 60"W	55"W–60"W	• 66"W	61"W–66"W	• 72"W	67"W–72"W	Prices at right Prices at right Prices at right Prices at right Prices at right Prices at right Prices at right	Specify width. Specify width. Specify width. Specify width. Specify width. Specify width. Specify width.
Modular	Parametric																				
• 30"W																					
• 36"W	31"W–36"W																				
• 42"W	37"W–42"W																				
• 48"W	43"W–48"W																				
• 54"W	49"W–54"W																				
• 60"W	55"W–60"W																				
• 66"W	61"W–66"W																				
• 72"W	67"W–72"W																				
Surface Materials	<p>High-Pressure Laminate top</p> <ul style="list-style-type: none"> • High-Pressure Laminate price group 1 • High-Pressure Laminate price group 2 • High-Pressure Laminate price group 3 <p>Base and column</p> <ul style="list-style-type: none"> • Paint price group 1 • Paint price group 2 • Paint price group 3 	Prices at right Prices at right Prices at right No cost No cost +\$152	Specify High-Pressure Laminate color number. Specify High-Pressure Laminate color number. Specify High-Pressure Laminate color number. Specify paint color number. Specify paint color number. Specify paint color number.																		
Related Products	<ul style="list-style-type: none"> • Under-Worksurface Power • Wire Manager Kit 		<ul style="list-style-type: none"> ► Pages 212–214 ► Page 214 																		



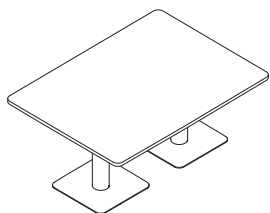
For Canadian Pricing

Multiply U.S. Price by the Canadian price factor.

► See page 1 for details.

Specification Information

Style Number	Dimensions		Modular Width	U.S. Base Prices							
	Modular Depth	Parametric Depth		30"W	36"W	42"W	48"W	54"W	60"W	66"W	72"W
			Parametric Width		31"W-36"W	37"W-42"W	43"W-48"W	49"W-54"W	55"W-60"W	61"W-66"W	67"W-72"W



Tip: For modular rectangle sizes, width must be greater than depth. Please refer to **TS4WSQLNGE** for modular square size selections.

Low-Pressure Laminate

TS4WRECLNGE	Modular Depth	Parametric Depth	30"W	36"W	42"W	48"W	54"W	60"W	66"W	72"W
	22"		\$ 948	\$1098	\$1287	\$1316	\$1346	\$1892	\$1931	\$1984
	24"	23"-24"	\$ 967	\$1130	\$1294	\$1331	\$1363	\$1915	\$1969	\$2006
	30"	25"-30"	\$ 992	\$1166	\$1325	\$1431	\$1454	\$1960	\$2096	\$2151
	36"	31"-36"	N.A.	\$1225	\$1354	\$1454	\$1537	\$2105	\$2241	\$2285
	42"	37"-42"	N.A.	N.A.	\$1393	\$1468	\$1560	\$2241	\$2308	\$2339

High-Pressure Laminate Price Group 1

TS4WRECLNGE	Modular Depth	Parametric Depth	30"W	36"W	42"W	48"W	54"W	60"W	66"W	72"W
	22"		\$ 998	\$1148	\$1340	\$1372	\$1406	\$1954	\$1997	\$2062
	24"	23"-24"	\$1007	\$1181	\$1350	\$1388	\$1424	\$1977	\$2037	\$2089
	30"	25"-30"	\$1052	\$1226	\$1386	\$1492	\$1516	\$2025	\$2174	\$2239
	36"	31"-36"	N.A.	\$1303	\$1433	\$1534	\$1618	\$2187	\$2324	\$2375
	42"	37"-42"	N.A.	N.A.	\$1476	\$1555	\$1649	\$2334	\$2412	\$2452

High-Pressure Laminate Price Group 2

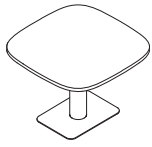
TS4WRECLNGE	Modular Depth	Parametric Depth	30"W	36"W	42"W	48"W	54"W	60"W	66"W	72"W
	22"		\$1008	\$1166	\$1365	\$1397	\$1433	\$1982	\$2024	\$2088
	24"	23"-24"	\$1024	\$1201	\$1375	\$1414	\$1447	\$2002	\$2063	\$2121
	30"	25"-30"	\$1079	\$1253	\$1412	\$1520	\$1544	\$2052	\$2200	\$2271
	36"	31"-36"	N.A.	\$1329	\$1460	\$1564	\$1648	\$2219	\$2356	\$2412
	42"	37"-42"	N.A.	N.A.	\$1508	\$1586	\$1682	\$2373	\$2454	\$2495

High-Pressure Laminate Price Group 3

TS4WRECLNGE	Modular Depth	Parametric Depth	30"W	36"W	42"W	48"W	54"W	60"W	66"W	72"W
	22"		\$1047	\$1209	\$1405	\$1444	\$1481	\$2035	\$2080	\$2151
	24"	23"-24"	\$1059	\$1245	\$1422	\$1463	\$1497	\$2050	\$2121	\$2189
	30"	25"-30"	\$1127	\$1301	\$1460	\$1571	\$1597	\$2107	\$2263	\$2346
	36"	31"-36"	N.A.	\$1392	\$1524	\$1628	\$1712	\$2286	\$2424	\$2485
	42"	37"-42"	N.A.	N.A.	\$1576	\$1659	\$1758	\$2452	\$2542	\$2590

Lounge-Height Soft Square

25¹/₂"H



Standard Includes	Required to Specify
<ul style="list-style-type: none"> ▶ Need help? Product details, page 178 • 1 1/8" thick table top: Low-Pressure Laminate (LPL) • Edge band: default color to match laminate • Base and column: paint price group 1 	<ol style="list-style-type: none"> 1 Style number 2 Worksurface size type (see below under Required Selections) 3 Width (see below under Required Selections) 4 Low-Pressure Laminate color number for table top 5 Paint color number for base and column 6 Options, if selected (see below) <p>▶ See <i>Surface Materials</i>, page 215.</p>

Tip: Parametric sizes available by the inch.

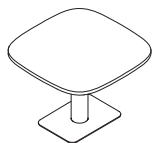
Tip: Tops 36"W and over get a 5" column. Tops 55"W and over get two 5" columns.
▶ See page 179.

Size Type	Required Selections	U.S. Price	Required to Specify												
	<ul style="list-style-type: none"> • Modular • Parametric 	No cost No cost	Specify modular. Specify parametric.												
Width	<table border="1"> <thead> <tr> <th style="background-color: #212121; color: white;">Modular</th> <th style="background-color: #212121; color: white;">Parametric</th> </tr> </thead> <tbody> <tr> <td>• 36"W</td> <td></td> </tr> <tr> <td>• 42"W</td> <td>37"W–42"W</td> </tr> <tr> <td>• 48"W</td> <td>43"W–48"W</td> </tr> <tr> <td>• 54"W</td> <td>49"W–54"W</td> </tr> <tr> <td>• 60"W</td> <td>55"W–60"W</td> </tr> </tbody> </table>	Modular	Parametric	• 36"W		• 42"W	37"W–42"W	• 48"W	43"W–48"W	• 54"W	49"W–54"W	• 60"W	55"W–60"W	Prices at right Prices at right Prices at right Prices at right Prices at right	Specify width. Specify width. Specify width. Specify width. Specify width.
Modular	Parametric														
• 36"W															
• 42"W	37"W–42"W														
• 48"W	43"W–48"W														
• 54"W	49"W–54"W														
• 60"W	55"W–60"W														

Options	U.S. Price	Required to Specify
Surface Materials <ul style="list-style-type: none"> • High-Pressure Laminate top • High-Pressure Laminate price group 1 • High-Pressure Laminate price group 2 • High-Pressure Laminate price group 3 	Prices at right Prices at right Prices at right	Specify High-Pressure Laminate color number. Specify High-Pressure Laminate color number. Specify High-Pressure Laminate color number.
<ul style="list-style-type: none"> • Base and column • Paint price group 1 • Paint price group 2 • Paint price group 3 	No cost No cost +\$152	Specify paint color number. Specify paint color number. Specify paint color number.
Related Products <ul style="list-style-type: none"> • Under-Worksurface Power • Wire Manager Kit 		▶ Pages 212–214 ▶ Page 214



For Canadian Pricing
Multiply U.S. Price by the Canadian price factor.
▶ See page 1 for details.



Specification Information

Style Number	Dimensions		U.S. Base Price
	Modular Width	Parametric Width	

Low-Pressure Laminate

TS4WSFTSQLNGE	Modular Width	Parametric Width	U.S. Base Price
	36"		\$1244
	42"	37"-42"	\$1401
	48"	43"-48"	\$1498
	54"	49"-54"	\$1762
	60"	55"-60"	\$2406

High-Pressure Laminate Price Group 1

TS4WSFTSQLNGE	Modular Width	Parametric Width	U.S. Base Price
	36"		\$1322
	42"	37"-42"	\$1484
	48"	43"-48"	\$1591
	54"	49"-54"	\$1866
	60"	55"-60"	\$2527

High-Pressure Laminate Price Group 2

TS4WSFTSQLNGE	Modular Width	Parametric Width	U.S. Base Price
	36"		\$1348
	42"	37"-42"	\$1516
	48"	43"-48"	\$1630
	54"	49"-54"	\$1908
	60"	55"-60"	\$2577

High-Pressure Laminate Price Group 3

TS4WSFTSQLNGE	Modular Width	Parametric Width	U.S. Base Price
	36"		\$1411
	42"	37"-42"	\$1584
	48"	43"-48"	\$1709
	54"	49"-54"	\$1996
	60"	55"-60"	\$2680



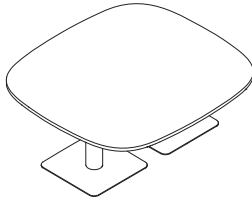
For Canadian Pricing

Multiply U.S. Price by the Canadian price factor.

▶ See page 1 for details.

Lounge-Height Soft Rectangle

25¹/₂"H



Standard Includes	Required to Specify
<ul style="list-style-type: none"> ▶ Need help? Product details, page 178 • 1 1/8" thick table top: Low-Pressure Laminate (LPL) • Edge band: default color to match laminate • Base and column: paint price group 1 	<ol style="list-style-type: none"> 1 Style number 2 Worksurface size type (see below under Required Selections) 3 Depth (see below under Required Selections) 4 Width (see below under Required Selections) 5 Low-Pressure Laminate color number for table top 6 Paint color number for base and column 7 Options, if selected (see below) <p>▶ See <i>Surface Materials</i>, page 215.</p>

Tip: Parametric sizes available by the inch.

Tip: Tops 36"W and over get a 5" column. Tops 55"W and over get two 5" columns.
▶ See page 179.

Size Type	Required Selections	U.S. Price	Required to Specify																
	<ul style="list-style-type: none"> • Modular • Parametric 	No cost No cost	Specify modular. Specify parametric.																
Depth	<table border="1"> <thead> <tr> <th>Modular</th> <th>Parametric</th> </tr> </thead> <tbody> <tr><td>• 36"D</td><td></td></tr> <tr><td>• 42"D</td><td>37"D–42"D</td></tr> <tr><td>• 48"D</td><td>43"D–48"D</td></tr> <tr><td>• 54"D</td><td>49"D–54"D</td></tr> <tr><td>• 60"D</td><td>55"D–60"D</td></tr> </tbody> </table>	Modular	Parametric	• 36"D		• 42"D	37"D–42"D	• 48"D	43"D–48"D	• 54"D	49"D–54"D	• 60"D	55"D–60"D	Prices at right Prices at right Prices at right Prices at right Prices at right	Specify depth. Specify depth. Specify depth. Specify depth. Specify depth.				
Modular	Parametric																		
• 36"D																			
• 42"D	37"D–42"D																		
• 48"D	43"D–48"D																		
• 54"D	49"D–54"D																		
• 60"D	55"D–60"D																		
Width	<table border="1"> <thead> <tr> <th>Modular</th> <th>Parametric</th> </tr> </thead> <tbody> <tr><td>• 36"W</td><td></td></tr> <tr><td>• 42"W</td><td>37"W–42"W</td></tr> <tr><td>• 48"W</td><td>43"W–48"W</td></tr> <tr><td>• 54"W</td><td>49"W–54"W</td></tr> <tr><td>• 60"W</td><td>55"W–60"W</td></tr> <tr><td>• 66"W</td><td>61"W–66"W</td></tr> <tr><td>• 72"W</td><td>67"W–72"W</td></tr> </tbody> </table>	Modular	Parametric	• 36"W		• 42"W	37"W–42"W	• 48"W	43"W–48"W	• 54"W	49"W–54"W	• 60"W	55"W–60"W	• 66"W	61"W–66"W	• 72"W	67"W–72"W	Prices at right Prices at right Prices at right Prices at right Prices at right Prices at right Prices at right	Specify width. Specify width. Specify width. Specify width. Specify width. Specify width. Specify width.
Modular	Parametric																		
• 36"W																			
• 42"W	37"W–42"W																		
• 48"W	43"W–48"W																		
• 54"W	49"W–54"W																		
• 60"W	55"W–60"W																		
• 66"W	61"W–66"W																		
• 72"W	67"W–72"W																		

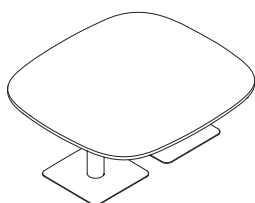
Options	U.S. Price	Required to Specify
Surface Materials <ul style="list-style-type: none"> • High-Pressure Laminate top • High-Pressure Laminate price group 1 • High-Pressure Laminate price group 2 • High-Pressure Laminate price group 3 	Prices at right Prices at right Prices at right	Specify High-Pressure Laminate color number. Specify High-Pressure Laminate color number. Specify High-Pressure Laminate color number.
Base and column <ul style="list-style-type: none"> • Paint price group 1 • Paint price group 2 • Paint price group 3 	No cost No cost +\$152	Specify paint color number. Specify paint color number. Specify paint color number.
Related Products <ul style="list-style-type: none"> • Under-Worksurface Power • Wire Manager Kit 		▶ Pages 212-214 ▶ Page 214



For Canadian Pricing
Multiply U.S. Price by the Canadian price factor.
▶ See page 1 for details.

Specification Information

Style Number	Dimensions		Modular Width	U.S. Base Prices						
	Modular Depth	Parametric Depth		36"W	42"W	48"W	54"W	60"W	66"W	72"W
			Parametric Width		37"W-42"W	43"W-48"W	49"W-54"W	55"W-60"W	61"W-66"W	67"W-72"W



Tip: For modular rectangle sizes, width must be greater than depth. Please refer to **TS4WSFTSQLNGE** for modular square size selections.

Low-Pressure Laminate

TS4WSFTRECLNGE	Modular Depth	Parametric Depth	36"W	42"W	48"W	54"W	60"W	66"W	72"W
	36"		\$1244	\$1363	\$1460	\$1553	\$2224	\$2339	\$2376
	42"	37"-42"	N.A.	\$1401	\$1483	\$1567	\$2271	\$2400	\$2444
	48"	43"-48"	N.A.	N.A.	\$1498	\$1741	\$2308	\$2422	\$2476
	54"	49"-54"	N.A.	N.A.	N.A.	\$1762	\$2385	\$2476	\$2506
	60"	55"-60"	N.A.	N.A.	N.A.	N.A.	\$2406	\$2506	\$2541

High-Pressure Laminate Price Group 1

TS4WSFTRECLNGE	Modular Depth	Parametric Depth	36"W	42"W	48"W	54"W	60"W	66"W	72"W
	36"		\$1322	\$1442	\$1540	\$1634	\$2306	\$2422	\$2466
	42"	37"-42"	N.A.	\$1484	\$1570	\$1656	\$2364	\$2504	\$2557
	48"	43"-48"	N.A.	N.A.	\$1591	\$1834	\$2403	\$2531	\$2591
	54"	49"-54"	N.A.	N.A.	N.A.	\$1866	\$2504	\$2604	\$2640
	60"	55"-60"	N.A.	N.A.	N.A.	N.A.	\$2527	\$2640	\$2689

High-Pressure Laminate Price Group 2

TS4WSFTRECLNGE	Modular Depth	Parametric Depth	36"W	42"W	48"W	54"W	60"W	66"W	72"W
	36"		\$1348	\$1469	\$1570	\$1664	\$2338	\$2454	\$2503
	42"	37"-42"	N.A.	\$1516	\$1601	\$1689	\$2403	\$2546	\$2600
	48"	43"-48"	N.A.	N.A.	\$1630	\$1873	\$2443	\$2571	\$2635
	54"	49"-54"	N.A.	N.A.	N.A.	\$1908	\$2552	\$2653	\$2693
	60"	55"-60"	N.A.	N.A.	N.A.	N.A.	\$2577	\$2693	\$2750

High-Pressure Laminate Price Group 3

TS4WSFTRECLNGE	Modular Depth	Parametric Depth	36"W	42"W	48"W	54"W	60"W	66"W	72"W
	36"		\$1411	\$1533	\$1634	\$1728	\$2405	\$2522	\$2576
	42"	37"-42"	N.A.	\$1584	\$1674	\$1765	\$2482	\$2634	\$2695
	48"	43"-48"	N.A.	N.A.	\$1709	\$1952	\$2525	\$2664	\$2733
	54"	49"-54"	N.A.	N.A.	N.A.	\$1996	\$2651	\$2760	\$2807
	60"	55"-60"	N.A.	N.A.	N.A.	N.A.	\$2680	\$2807	\$2874

Working-Height Round

28¹/₂"H



Tip: Parametric sizes available by the inch.

Tip: Tops under 31" Dia. get a 3" column. Tops 31" Dia. and larger get a 5" column.
▶ See page 179.

Tip: Glides on post legs are 1¹/₂" long and provide 1" of leveling.

Standard Includes	Required to Specify
<ul style="list-style-type: none"> ▶ Need help? Product details, page 178 • 1 1/8" thick table top: Low-Pressure Laminate (LPL) • Edge band: default color to match laminate • Post legs: paint price group 1 • Glides, if post legs are selected 	<ol style="list-style-type: none"> 1 Style number 2 Worksurface size type (see below under Required Selections) 3 Diameter (see below under Required Selections) 4 Low-Pressure Laminate color number for table top 5 Paint color number for post legs 6 Options, if selected (see below) <p>▶ See <i>Surface Materials</i>, page 215.</p>

Size Type	Required Selections	U.S. Price	Required to Specify										
	<ul style="list-style-type: none"> • Modular • Parametric 	No cost No cost	Specify modular. Specify parametric.										
Diameter	<table border="1"> <thead> <tr> <th style="background-color: #212121; color: white;">Modular</th> <th style="background-color: #212121; color: white;">Parametric</th> </tr> </thead> <tbody> <tr> <td>• 30" Dia.</td> <td>31" Dia.–36" Dia.</td> </tr> <tr> <td>• 36" Dia.</td> <td>37" Dia.–42" Dia.</td> </tr> <tr> <td>• 42" Dia.</td> <td>43" Dia.–48" Dia.</td> </tr> <tr> <td>• 48" Dia.</td> <td></td> </tr> </tbody> </table>	Modular	Parametric	• 30" Dia.	31" Dia.–36" Dia.	• 36" Dia.	37" Dia.–42" Dia.	• 42" Dia.	43" Dia.–48" Dia.	• 48" Dia.		Prices at right Prices at right Prices at right Prices at right	Specify diameter. Specify diameter. Specify diameter. Specify diameter.
Modular	Parametric												
• 30" Dia.	31" Dia.–36" Dia.												
• 36" Dia.	37" Dia.–42" Dia.												
• 42" Dia.	43" Dia.–48" Dia.												
• 48" Dia.													

Options	U.S. Price	Required to Specify
Surface Materials <ul style="list-style-type: none"> • High-Pressure Laminate top • High-Pressure Laminate price group 1 • High-Pressure Laminate price group 2 • High-Pressure Laminate price group 3 	Prices at right Prices at right Prices at right	Specify High-Pressure Laminate color number. Specify High-Pressure Laminate color number. Specify High-Pressure Laminate color number.
Base <ul style="list-style-type: none"> • Paint price group 1 • Paint price group 2 • Paint price group 3 	No cost No cost +\$170	Specify paint color number. Specify paint color number. Specify paint color number.
Column Base <ul style="list-style-type: none"> • 30" Dia. tops • Up to 36" Dia. tops • 37" Dia.–48" Dia. tops 	+\$197 +\$418 +\$565	Specify <i>with column</i> . Specify <i>with column</i> . Specify <i>with column</i> .
Casters for Post Legs <ul style="list-style-type: none"> • Four casters (two locking and two non-locking) 	+\$ 69	Specify <i>with casters</i> .
Related Products <ul style="list-style-type: none"> • Under-Worksurface Power • Wire Manager Kit 		▶ Pages 212-214 ▶ Page 214



For Canadian Pricing
Multiply U.S. Price by the Canadian price factor.
▶ See page 1 for details.



Specification Information

Style Number	Dimensions		U.S. Base Price
	Modular Diameter	Parametric Diameter	

Low-Pressure Laminate

Style Number	Modular Diameter	Parametric Diameter	U.S. Base Price
TS4WRD	30"		\$ 801
	36"	31"-36"	\$ 857
	42"	37"-42"	\$ 881
	48"	43"-48"	\$ 922

High-Pressure Laminate Price Group 1

Style Number	Modular Diameter	Parametric Diameter	U.S. Base Price
TS4WRD	30"		\$ 861
	36"	31"-36"	\$ 935
	42"	37"-42"	\$ 964
	48"	43"-48"	\$1012

High-Pressure Laminate Price Group 2

Style Number	Modular Diameter	Parametric Diameter	U.S. Base Price
TS4WRD	30"		\$ 888
	36"	31"-36"	\$ 961
	42"	37"-42"	\$ 996
	48"	43"-48"	\$1049

High-Pressure Laminate Price Group 3

Style Number	Modular Diameter	Parametric Diameter	U.S. Base Price
TS4WRD	30"		\$ 936
	36"	31"-36"	\$1024
	42"	37"-42"	\$1064
	48"	43"-48"	\$1122



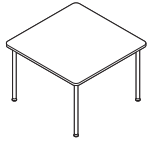
For Canadian Pricing

Multiply U.S. Price by the Canadian price factor.

► See page 1 for details.

Working-Height Square

28¹/₂"H



Tip: Parametric sizes available by the inch.

Standard Includes	Required to Specify
<ul style="list-style-type: none"> ▶ Need help? Product details, page 178 • 1 1/8" thick table top: Low-Pressure Laminate (LPL) • Edge band: default color to match laminate • Post legs: paint price group 1 • Glides, if post legs are selected 	<ol style="list-style-type: none"> 1 Style number 2 Worksurface size type (see below under Required Selections) 3 Width (see below under Required Selections) 4 Low-Pressure Laminate color number for table top 5 Paint color number for post legs 6 Options, if selected (see below) <p>▶ See <i>Surface Materials</i>, page 215.</p>

Size Type	Required Selections	U.S. Price	Required to Specify										
	<ul style="list-style-type: none"> • Modular • Parametric 	<p>No cost</p> <p>No cost</p>	<p>Specify modular.</p> <p>Specify parametric.</p>										
Width	<table border="1"> <thead> <tr> <th style="background-color: #e91e63; color: white;">Modular</th> <th style="background-color: #e91e63; color: white;">Parametric</th> </tr> </thead> <tbody> <tr> <td>• 30"W</td> <td></td> </tr> <tr> <td>• 36"W</td> <td>31"W–36"W</td> </tr> <tr> <td>• 42"W</td> <td>37"W–42"W</td> </tr> <tr> <td>• 48"W</td> <td>43"W–48"W</td> </tr> </tbody> </table>	Modular	Parametric	• 30"W		• 36"W	31"W–36"W	• 42"W	37"W–42"W	• 48"W	43"W–48"W	<p>Prices at right</p> <p>Prices at right</p> <p>Prices at right</p> <p>Prices at right</p>	<p>Specify width.</p> <p>Specify width.</p> <p>Specify width.</p> <p>Specify width.</p>
Modular	Parametric												
• 30"W													
• 36"W	31"W–36"W												
• 42"W	37"W–42"W												
• 48"W	43"W–48"W												

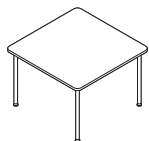
Options	U.S. Price	Required to Specify
<p>Surface Materials</p> <p>High-Pressure Laminate top</p> <ul style="list-style-type: none"> • High-Pressure Laminate price group 1 • High-Pressure Laminate price group 2 • High-Pressure Laminate price group 3 <p>Base</p> <ul style="list-style-type: none"> • Paint price group 1 • Paint price group 2 • Paint price group 3 	<p>Prices at right</p> <p>Prices at right</p> <p>Prices at right</p> <p>No cost</p> <p>No cost</p> <p>+\$170</p>	<p>Specify High-Pressure Laminate color number.</p> <p>Specify High-Pressure Laminate color number.</p> <p>Specify High-Pressure Laminate color number.</p> <p>Specify paint color number.</p> <p>Specify paint color number.</p> <p>Specify paint color number.</p>
<p>Column Base</p> <ul style="list-style-type: none"> • Up to 30"W tops • 36"W tops • 37"W–48"W tops 	<p>+\$197</p> <p>+\$418</p> <p>+\$565</p>	<p>Specify <i>with column</i>.</p> <p>Specify <i>with column</i>.</p> <p>Specify <i>with column</i>.</p>
<p>Casters for Post Legs</p> <ul style="list-style-type: none"> • Four casters (two locking and two non-locking) 	<p>+\$ 69</p>	<p>Specify <i>with casters</i>.</p>
<p>Related Products</p> <ul style="list-style-type: none"> • Under-Worksurface Power • Wire Manager Kit 		<p>▶ Pages 212-214</p> <p>▶ Page 214</p>

Tip: Tops under 31" Dia. get a 3" column. Tops 31" Dia. and larger get a 5" column. ▶ See page 179.

Tip: Glides on post legs are 1 1/2" long and provide 1" of leveling.



For Canadian Pricing
 Multiply U.S. Price by the Canadian price factor.
 ▶ See page 1 for details.



Specification Information

Style Number	Dimensions		U.S. Base Price
	Modular Width	Parametric Width	

Low-Pressure Laminate

Style Number	Modular Width	Parametric Width	U.S. Base Price
TS4WSQ	30"		\$ 801
	36"	31"-36"	\$ 857
	42"	37"-42"	\$ 881
	48"	43"-48"	\$ 922

High-Pressure Laminate Price Group 1

Style Number	Modular Width	Parametric Width	U.S. Base Price
TS4WSQ	30"		\$ 861
	36"	31"-36"	\$ 935
	42"	37"-42"	\$ 964
	48"	43"-48"	\$1012

High-Pressure Laminate Price Group 2

Style Number	Modular Width	Parametric Width	U.S. Base Price
TS4WSQ	30"		\$ 888
	36"	31"-36"	\$ 961
	42"	37"-42"	\$ 996
	48"	43"-48"	\$1049

High-Pressure Laminate Price Group 3

Style Number	Modular Width	Parametric Width	U.S. Base Price
TS4WSQ	30"		\$ 936
	36"	31"-36"	\$1024
	42"	37"-42"	\$1064
	48"	43"-48"	\$1122



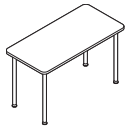
For Canadian Pricing

Multiply U.S. Price by the Canadian price factor.

► See page 1 for details.

Working-Height Rectangle

28¹/₂"H



Standard Includes	Required to Specify
<ul style="list-style-type: none"> ▶ Need help? Product details, page 178 • 1 1/8" thick table top: Low-Pressure Laminate (LPL) • Edge band: default color to match laminate • Post legs: paint price group 1 • Glides, if post legs are selected 	<ol style="list-style-type: none"> 1 Style number 2 Worksurface size type (see below under Required Selections) 3 Depth (see below under Required Selections) 4 Width (see below under Required Selections) 5 Low-Pressure Laminate color number for table top 6 Paint color number for post legs 7 Options, if selected (see below) <p>▶ See <i>Surface Materials</i>, page 215.</p>

Tip: Parametric sizes available by the inch.

Tip: Reinforcing channel (**TSATRC57**), ordered separately, must be used on tables with post legs that have 60" or more of unsupported knee space.

	Required Selections	U.S. Price	Required to Specify																		
Size Type	<ul style="list-style-type: none"> • Modular • Parametric 	No cost No cost	Specify modular. Specify parametric.																		
Depth	<table border="1"> <thead> <tr> <th>Modular</th> <th>Parametric</th> </tr> </thead> <tbody> <tr> <td>• 24"D</td> <td></td> </tr> <tr> <td>• 30"D</td> <td>25"D–30"D</td> </tr> <tr> <td>• 36"D</td> <td>31"D–36"D</td> </tr> <tr> <td>• 42"D</td> <td>37"D–42"D</td> </tr> </tbody> </table>	Modular	Parametric	• 24"D		• 30"D	25"D–30"D	• 36"D	31"D–36"D	• 42"D	37"D–42"D	Prices at right Prices at right Prices at right Prices at right	Specify depth. Specify depth. Specify depth. Specify depth.								
Modular	Parametric																				
• 24"D																					
• 30"D	25"D–30"D																				
• 36"D	31"D–36"D																				
• 42"D	37"D–42"D																				
Width	<table border="1"> <thead> <tr> <th>Modular</th> <th>Parametric</th> </tr> </thead> <tbody> <tr> <td>• 30"W</td> <td></td> </tr> <tr> <td>• 36"W</td> <td>31"W–36"W</td> </tr> <tr> <td>• 42"W</td> <td>37"W–42"W</td> </tr> <tr> <td>• 48"W</td> <td>43"W–48"W</td> </tr> <tr> <td>• 54"W</td> <td>49"W–54"W</td> </tr> <tr> <td>• 60"W</td> <td>55"W–60"W</td> </tr> <tr> <td>• 66"W</td> <td>61"W–66"W</td> </tr> <tr> <td>• 72"W</td> <td>67"W–72"W</td> </tr> </tbody> </table>	Modular	Parametric	• 30"W		• 36"W	31"W–36"W	• 42"W	37"W–42"W	• 48"W	43"W–48"W	• 54"W	49"W–54"W	• 60"W	55"W–60"W	• 66"W	61"W–66"W	• 72"W	67"W–72"W	Prices at right Prices at right Prices at right Prices at right Prices at right Prices at right Prices at right Prices at right	Specify width. Specify width. Specify width. Specify width. Specify width. Specify width. Specify width. Specify width.
Modular	Parametric																				
• 30"W																					
• 36"W	31"W–36"W																				
• 42"W	37"W–42"W																				
• 48"W	43"W–48"W																				
• 54"W	49"W–54"W																				
• 60"W	55"W–60"W																				
• 66"W	61"W–66"W																				
• 72"W	67"W–72"W																				

	Options	U.S. Price	Required to Specify
Surface Materials	<p>High-Pressure Laminate top</p> <ul style="list-style-type: none"> • High-Pressure Laminate price group 1 • High-Pressure Laminate price group 2 • High-Pressure Laminate price group 3 <p>Base</p> <ul style="list-style-type: none"> • Paint price group 1 • Paint price group 2 • Paint price group 3 	Prices at right Prices at right Prices at right No cost No cost +\$ 170	Specify High-Pressure Laminate color number. Specify High-Pressure Laminate color number. Specify High-Pressure Laminate color number. Specify paint color number. Specify paint color number. Specify paint color number.
Column Base	<ul style="list-style-type: none"> • 30"W tops • Up to 36"W tops • 37"W–54"W tops • 55"W–72"W tops 	+\$ 197 +\$ 418 +\$ 565 +\$1061	Specify <i>with column</i> . Specify <i>with column</i> . Specify <i>with column</i> . Specify <i>with column</i> .
Casters for Post Legs	<ul style="list-style-type: none"> • Four casters (two locking and two non-locking) 	+\$ 69	Specify <i>with casters</i> .

Tip: Tops under 31"W get a 3" column. Tops 31"W and over get a 5" column. Tops 55"W and over get two 5" columns.

▶ See page 179.

Tip: Glides on post legs are 1 1/2" long and provide 1" of leveling.

Related Products

- Under-Worksurface Power
- Wire Manager Kit

▶ Pages 212-214
▶ Page 214



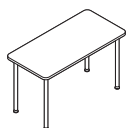
For Canadian Pricing

Multiply U.S. Price by the Canadian price factor.

▶ See page 1 for details.

Specification Information

Style Number	Dimensions		Modular Width	U.S. Base Prices							
	Modular Depth	Parametric Depth		30"W	36"W	42"W	48"W	54"W	60"W	66"W	72"W
			Parametric Width		31"W-36"W	37"W-42"W	43"W-48"W	59"W-54"W	55"W-60"W	61"W-66"W	67"W-72"W



Tip: For modular rectangle sizes, width must be greater than depth. Please refer to **TS4WSQ** for modular square size selections.

Low-Pressure Laminate

TS4WREC	Modular Depth	Parametric Depth	30"W	36"W	42"W	48"W	54"W	60"W	66"W	72"W
	24"		\$773	\$ 779	\$ 787	\$ 795	\$ 809	\$ 908	\$1075	\$1123
	30"	25"-30"	\$801	\$ 831	\$ 863	\$ 880	\$ 901	\$ 931	\$1105	\$1151
	36"	31"-36"	N.A.	\$ 857	\$ 880	\$ 941	\$1009	\$1112	\$1225	\$1250
	42"	37"-42"	N.A.	N.A.	\$ 897	\$1061	\$1112	\$1244	\$1316	\$1370

High-Pressure Laminate Price Group 1

TS4WREC	Modular Depth	Parametric Depth	30"W	36"W	42"W	48"W	54"W	60"W	66"W	72"W
	24"		\$813	\$ 830	\$ 843	\$ 852	\$ 870	\$ 970	\$1143	\$1206
	30"	25"-30"	\$861	\$ 891	\$ 924	\$ 941	\$ 963	\$ 996	\$1183	\$1239
	36"	31"-36"	N.A.	\$ 935	\$ 959	\$1021	\$1090	\$1194	\$1308	\$1340
	42"	37"-42"	N.A.	N.A.	\$ 980	\$1148	\$1203	\$1337	\$1420	\$1483

High-Pressure Laminate Price Group 2

TS4WREC	Modular Depth	Parametric Depth	30"W	36"W	42"W	48"W	54"W	60"W	66"W	72"W
	24"		\$830	\$ 839	\$ 848	\$ 876	\$ 892	\$ 995	\$1169	\$1238
	30"	25"-30"	\$888	\$ 918	\$ 950	\$ 969	\$ 991	\$1023	\$1209	\$1271
	36"	31"-36"	N.A.	\$ 961	\$ 986	\$1051	\$1120	\$1226	\$1340	\$1377
	42"	37"-42"	N.A.	N.A.	\$1012	\$1179	\$1234	\$1376	\$1462	\$1526

High-Pressure Laminate Price Group 3

TS4WREC	Modular Depth	Parametric Depth	30"W	36"W	42"W	48"W	54"W	60"W	66"W	72"W
	24"		\$865	\$ 878	\$ 887	\$ 923	\$ 941	\$1043	\$1227	\$1306
	30"	25"-30"	\$936	\$ 966	\$ 998	\$1020	\$1044	\$1078	\$1272	\$1346
	36"	31"-36"	N.A.	\$1024	\$1050	\$1115	\$1184	\$1293	\$1408	\$1450
	42"	37"-42"	N.A.	N.A.	\$1080	\$1252	\$1310	\$1455	\$1550	\$1621



For Canadian Pricing

Multiply U.S. Price by the Canadian price factor.

► See page 1 for details.

Working-Height Soft Square

28¹/₂"H



Tip: Parametric sizes available by the inch.

Tip: Reinforcing channel (TSATRC57), ordered separately, must be used on tables with post legs that have 60" or more of unsupported knee space.

Tip: Tops 36"W and over get a 5" column. Tops 55"W and over get two 5" columns.
▶ See page 179.

Tip: Glides on post legs are 1¹/₂" long and provide 1" of leveling.

Standard Includes	Required to Specify
<ul style="list-style-type: none"> ▶ Need help? Product details, page 178 • 1¹/₈" thick table top: Low-Pressure Laminate (LPL) • Edge band: default color to match laminate • Post legs: paint price group 1 • Glides, if post legs are selected 	<ol style="list-style-type: none"> 1 Style number 2 Worksurface size type (see below under Required Selections) 3 Width (see below under Required Selections) 4 Low-Pressure Laminate color number for table top 5 Paint color number for post legs 6 Options, if selected (see below) <p>▶ See <i>Surface Materials</i>, page 215.</p>

Size Type	Required Selections	U.S. Price	Required to Specify												
	<ul style="list-style-type: none"> • Modular • Parametric 	No cost No cost	Specify modular. Specify parametric.												
Width	<table border="1"> <thead> <tr> <th>Modular</th> <th>Parametric</th> </tr> </thead> <tbody> <tr> <td>• 36"W</td> <td></td> </tr> <tr> <td>• 42"W</td> <td>37"W–42"W</td> </tr> <tr> <td>• 48"W</td> <td>43"W–48"W</td> </tr> <tr> <td>• 54"W</td> <td>49"W–54"W</td> </tr> <tr> <td>• 60"W</td> <td>55"W–60"W</td> </tr> </tbody> </table>	Modular	Parametric	• 36"W		• 42"W	37"W–42"W	• 48"W	43"W–48"W	• 54"W	49"W–54"W	• 60"W	55"W–60"W	Prices at right Prices at right Prices at right Prices at right Prices at right	Specify width. Specify width. Specify width. Specify width. Specify width.
Modular	Parametric														
• 36"W															
• 42"W	37"W–42"W														
• 48"W	43"W–48"W														
• 54"W	49"W–54"W														
• 60"W	55"W–60"W														

Options	U.S. Price	Required to Specify
Surface Materials High-Pressure Laminate top <ul style="list-style-type: none"> • High-Pressure Laminate price group 1 • High-Pressure Laminate price group 2 • High-Pressure Laminate price group 3 	Prices at right Prices at right Prices at right	Specify High-Pressure Laminate color number. Specify High-Pressure Laminate color number. Specify High-Pressure Laminate color number.
Base <ul style="list-style-type: none"> • Paint price group 1 • Paint price group 2 • Paint price group 3 	No cost No cost +\$ 170	Specify paint color number. Specify paint color number. Specify paint color number.
Column Base <ul style="list-style-type: none"> • 36"W tops • 37"W–54"W tops • 55"W–60"W tops 	+\$ 418 +\$ 565 +\$1061	Specify <i>with column</i> . Specify <i>with column</i> . Specify <i>with column</i> .
Casters for Post Legs <ul style="list-style-type: none"> • Four casters (two locking and two non-locking) 	+\$ 69	Specify <i>with casters</i> .
Related Products <ul style="list-style-type: none"> • Under-Worksurface Power • Wire Manager Kit 		▶ Pages 212-214 ▶ Page 214



For Canadian Pricing
Multiply U.S. Price by the Canadian price factor.
▶ See page 1 for details.



Specification Information

Style Number	Dimensions		U.S. Base Price
	Modular Width	Parametric Width	

Low-Pressure Laminate

TS4WSFTSQ	Modular Width	Parametric Width	U.S. Base Price
	36"		\$ 863
	42"	37"-42"	\$ 931
	48"	43"-48"	\$1046
	54"	49"-54"	\$1250
	60"	55"-60"	\$1354

High-Pressure Laminate Price Group 1

TS4WSFTSQ	Modular Width	Parametric Width	U.S. Base Price
	36"		\$ 941
	42"	37"-42"	\$1014
	48"	43"-48"	\$1139
	54"	49"-54"	\$1354
	60"	55"-60"	\$1475

High-Pressure Laminate Price Group 2

TS4WSFTSQ	Modular Width	Parametric Width	U.S. Base Price
	36"		\$ 967
	42"	37"-42"	\$1046
	48"	43"-48"	\$1178
	54"	49"-54"	\$1396
	60"	55"-60"	\$1525

High-Pressure Laminate Price Group 3

TS4WSFTSQ	Modular Width	Parametric Width	U.S. Base Price
	36"		\$1030
	42"	37"-42"	\$1114
	48"	43"-48"	\$1257
	54"	49"-54"	\$1484
	60"	55"-60"	\$1628



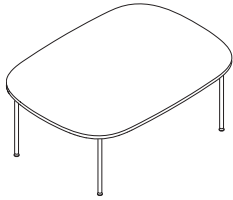
For Canadian Pricing

Multiply U.S. Price by the Canadian price factor.

▶ See page 1 for details.

Working-Height Soft Rectangle

28¹/₂"H



Tip: Parametric sizes available by the inch.

Standard Includes	Required to Specify
<ul style="list-style-type: none"> ▶ Need help? Product details, page 178 • 1 1/8" thick table top: Low-Pressure Laminate (LPL) • Edge band: default color to match laminate • Post legs: paint price group 1 • Glides, if post legs are selected 	<ol style="list-style-type: none"> 1 Style number 2 Worksurface size type (see below under Required Selections) 3 Depth (see below under Required Selections) 4 Width (see below under Required Selections) 5 Low-Pressure Laminate color number for table top 6 Paint color number 7 Options, if selected (see below) <p>▶ See <i>Surface Materials</i>, page 215.</p>

Size Type	Required Selections	U.S. Price	Required to Specify																
	<ul style="list-style-type: none"> • Modular • Parametric 	No cost No cost	Specify modular. Specify parametric.																
Depth	<table border="1"> <thead> <tr> <th>Modular</th> <th>Parametric</th> </tr> </thead> <tbody> <tr><td>• 36"D</td><td></td></tr> <tr><td>• 42"D</td><td>37"D–42"D</td></tr> <tr><td>• 48"D</td><td>43"D–48"D</td></tr> <tr><td>• 54"D</td><td>49"D–54"D</td></tr> <tr><td>• 60"D</td><td>55"D–60"D</td></tr> </tbody> </table>	Modular	Parametric	• 36"D		• 42"D	37"D–42"D	• 48"D	43"D–48"D	• 54"D	49"D–54"D	• 60"D	55"D–60"D	Prices at right Prices at right Prices at right Prices at right Prices at right	Specify depth. Specify depth. Specify depth. Specify depth. Specify depth.				
Modular	Parametric																		
• 36"D																			
• 42"D	37"D–42"D																		
• 48"D	43"D–48"D																		
• 54"D	49"D–54"D																		
• 60"D	55"D–60"D																		
Width	<table border="1"> <thead> <tr> <th>Modular</th> <th>Parametric</th> </tr> </thead> <tbody> <tr><td>• 36"W</td><td></td></tr> <tr><td>• 42"W</td><td>37"W–42"W</td></tr> <tr><td>• 48"W</td><td>43"W–48"W</td></tr> <tr><td>• 54"W</td><td>49"W–54"W</td></tr> <tr><td>• 60"W</td><td>55"W–60"W</td></tr> <tr><td>• 66"W</td><td>61"W–66"W</td></tr> <tr><td>• 72"W</td><td>67"W–72"W</td></tr> </tbody> </table>	Modular	Parametric	• 36"W		• 42"W	37"W–42"W	• 48"W	43"W–48"W	• 54"W	49"W–54"W	• 60"W	55"W–60"W	• 66"W	61"W–66"W	• 72"W	67"W–72"W	Prices at right Prices at right Prices at right Prices at right Prices at right Prices at right Prices at right	Specify width. Specify width. Specify width. Specify width. Specify width. Specify width. Specify width.
Modular	Parametric																		
• 36"W																			
• 42"W	37"W–42"W																		
• 48"W	43"W–48"W																		
• 54"W	49"W–54"W																		
• 60"W	55"W–60"W																		
• 66"W	61"W–66"W																		
• 72"W	67"W–72"W																		

Surface Materials	Options	U.S. Price	Required to Specify
	High-Pressure Laminate top <ul style="list-style-type: none"> • High-Pressure Laminate price group 1 • High-Pressure Laminate price group 2 • High-Pressure Laminate price group 3 	Prices at right Prices at right Prices at right	Specify High-Pressure Laminate color number. Specify High-Pressure Laminate color number. Specify High-Pressure Laminate color number.
	Base <ul style="list-style-type: none"> • Paint price group 1 • Paint price group 2 • Paint price group 3 	No cost No cost +\$ 170	Specify paint color number. Specify paint color number. Specify paint color number.

Column Base	<ul style="list-style-type: none"> • 36"W tops • 37"W–54"W tops • 55"W–60"W tops 	+\$ 418 +\$ 565 +\$1061	Specify <i>with column</i> . Specify <i>with column</i> . Specify <i>with column</i> .
--------------------	---	-------------------------------	--

Casters for Post Legs	<ul style="list-style-type: none"> • Four casters (two locking and two non-locking) 	+\$ 69	Specify <i>with casters</i> .
------------------------------	--	--------	-------------------------------

Related Products	<ul style="list-style-type: none"> • Under-Worksurface Power • Wire Manager Kit 		<ul style="list-style-type: none"> ▶ Pages 212–214 ▶ Page 214
-------------------------	---	--	---

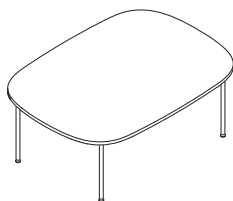
Tip: Tops 36"W and over get a 5" column. Tops 55"W and over get two 5" columns.
▶ See page 179.

Tip: Reinforcing channel (**TSATRC57**), ordered separately, must be used on tables with post legs that have 60" or more of unsupported knee space.

Tip: Glides on post legs are 1 1/2" long and provide 1" of leveling.

Specification Information

Style Number	Dimensions		Modular Width	U.S. Base Prices						
	Modular Depth	Parametric Depth		36"W	42"W	48"W	54"W	60"W	66"W	72"W
			Parametric Width		37"W-42"W	43"W-48"W	49"W-54"W	55"W-60"W	61"W-66"W	67"W-72"W



Tip: For modular rectangle sizes, width must be greater than depth. Please refer to **TS4WSFTSQ** for modular square size selections.

Low-Pressure Laminate

TS4WSFTREC	Modular Depth	Parametric Depth	36"W	42"W	48"W	54"W	60"W	66"W	72"W
	36"		\$ 863	\$ 880	\$ 946	\$1075	\$1182	\$1287	\$1354
	42"	37"-42"	N.A.	\$ 931	\$1030	\$1130	\$1263	\$1354	\$1393
	48"	43"-48"	N.A.	N.A.	\$1046	\$1219	\$1303	\$1379	\$1431
	54"	49"-54"	N.A.	N.A.	N.A.	\$1250	\$1331	\$1440	\$1513
	60"	55"-60"	N.A.	N.A.	N.A.	N.A.	\$1354	\$1483	\$1560

High-Pressure Laminate Price Group 1

TS4WSFTREC	Modular Depth	Parametric Depth	36"W	42"W	48"W	54"W	60"W	66"W	72"W
	36"		\$ 941	\$ 959	\$1026	\$1156	\$1264	\$1370	\$1444
	42"	37"-42"	N.A.	\$1014	\$1117	\$1219	\$1356	\$1458	\$1506
	48"	43"-48"	N.A.	N.A.	\$1139	\$1312	\$1398	\$1488	\$1546
	54"	49"-54"	N.A.	N.A.	N.A.	\$1354	\$1449	\$1568	\$1647
	60"	55"-60"	N.A.	N.A.	N.A.	N.A.	\$1475	\$1617	\$1708

High-Pressure Laminate Price Group 2

TS4WSFTREC	Modular Depth	Parametric Depth	36"W	42"W	48"W	54"W	60"W	66"W	72"W
	36"		\$ 967	\$ 986	\$1056	\$1186	\$1296	\$1402	\$1481
	42"	37"-42"	N.A.	\$1046	\$1148	\$1252	\$1395	\$1500	\$1549
	48"	43"-48"	N.A.	N.A.	\$1178	\$1351	\$1438	\$1528	\$1590
	54"	49"-54"	N.A.	N.A.	N.A.	\$1396	\$1498	\$1617	\$1700
	60"	55"-60"	N.A.	N.A.	N.A.	N.A.	\$1525	\$1670	\$1769

High-Pressure Laminate Price Group 3

TS4WSFTREC	Modular Depth	Parametric Depth	36"W	42"W	48"W	54"W	60"W	66"W	72"W
	36"		\$1030	\$1050	\$1120	\$1250	\$1363	\$1470	\$1554
	42"	37"-42"	N.A.	\$1114	\$1221	\$1328	\$1474	\$1588	\$1644
	48"	43"-48"	N.A.	N.A.	\$1257	\$1430	\$1520	\$1621	\$1688
	54"	49"-54"	N.A.	N.A.	N.A.	\$1484	\$1597	\$1724	\$1814
	60"	55"-60"	N.A.	N.A.	N.A.	N.A.	\$1628	\$1784	\$1893

Café-Height Round

42"H



Tip: Parametric sizes available by the inch.

Tip: Tops under 31"W get a 3" column. Tops 31"W and over get a 5" column.

▶ See page 179.

Standard Includes	Required to Specify
-------------------	---------------------

<ul style="list-style-type: none"> ▶ Need help? Product details, page 178 	<ul style="list-style-type: none"> • 1 1/8" thick table top: Low-Pressure Laminate (LPL) • Edge band: default color to match laminate • Base and column: paint price group 1 	<ol style="list-style-type: none"> 1 Style number 2 Worksurface size type (see below under Required Selections) 3 Diameter (see below under Required Selections) 4 Low-Pressure Laminate color number for table top 5 Paint color number for base and column 6 Options, if selected (see below) <p>▶ See <i>Surface Materials</i>, page 215.</p>
--	---	--

Size Type	Required Selections	U.S. Price	Required to Specify
-----------	---------------------	------------	---------------------

Size Type	• Modular	No cost	Specify modular.
	• Parametric	No cost	Specify parametric.

Diameter	Modular	Parametric	U.S. Price	Required to Specify
	• 30"D		Prices below	Specify diameter.
	• 36"D	31"D–36"D	Prices below	Specify diameter.

Surface Materials	Options	U.S. Price	Required to Specify
-------------------	---------	------------	---------------------

Surface Materials	High-Pressure Laminate top		
	• High-Pressure Laminate price group 1		Prices below
	• High-Pressure Laminate price group 2		Prices below
	• High-Pressure Laminate price group 3		Prices below
	Base and column		
	• Paint price group 1		No cost
	• Paint price group 2		No cost
	• Paint price group 3		+\$183

Related Products	• Under-Worksurface Power	▶ Pages 212–214
	• Wire Manager Kit	▶ Page 214

Specification Information

Style Number	Dimensions		U.S. Base Price	Style Number	Dimensions		U.S. Base Price
	Modular Depth	Parametric Depth			Modular Depth	Parametric Depth	

Low-Pressure Laminate			
TS4WRDCAFE	30"		\$1076
	36"	31"–36"	\$1287
	:	:	:

High-Pressure Laminate Price Group 2			
TS4WRDCAFE	30"		\$1163
	36"	31"–36"	\$1391
	:	:	:

High-Pressure Laminate Price Group 1			
TS4WRDCAFE	30"		\$1136
	36"	31"–36"	\$1365
	:	:	:

High-Pressure Laminate Price Group 3			
TS4WRDCAFE	30"		\$1211
	36"	31"–36"	\$1454
	:	:	:



For Canadian Pricing

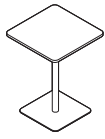
Multiply U.S. Price by the Canadian price factor.

▶ See page 1 for details.

Café-Height Square

42"H

Café-Height Square



Tip: Parametric sizes available by the inch.

Tip: Tops under 31"W get a 3" column. Tops 31"W and over get a 5" column.

▶ See page 179.

Standard Includes	Required to Specify
-------------------	---------------------

<ul style="list-style-type: none"> ▶ Need help? Product details, page 178 	<ul style="list-style-type: none"> • 1 1/8" thick table top: Low-Pressure Laminate (LPL) • Edge band: default color to match laminate • Base and column: paint price group 1 	<ol style="list-style-type: none"> 1 Style number 2 Worksurface size type (see below under Required Selections) 3 Width (see below under Required Selections) 4 Low-Pressure Laminate color number for table top 5 Paint color number for base and column 6 Options, if selected (see below) <p>▶ See <i>Surface Materials</i>, page 215.</p>
--	---	---

Size Type	Required Selections	U.S. Price	Required to Specify
-----------	---------------------	------------	---------------------

Width	Modular	No cost	Specify modular.
	Parametric	No cost	Specify parametric.
Width	Modular	Prices below	Specify width.
	Parametric	Prices below	Specify width.

Surface Materials	Options	U.S. Price	Required to Specify
-------------------	---------	------------	---------------------

Surface Materials	High-Pressure Laminate top		
	• High-Pressure Laminate price group 1	Prices below	Specify High-Pressure Laminate color number.
	• High-Pressure Laminate price group 2	Prices below	Specify High-Pressure Laminate color number.
	• High-Pressure Laminate price group 3	Prices below	Specify High-Pressure Laminate color number.
Related Products	Base and column		
	• Paint price group 1	No cost	Specify paint color number.
	• Paint price group 2	No cost	Specify paint color number.
	• Paint price group 3	+\$183	Specify paint color number.

Related Products	• Under-Worksurface Power	▶ Pages 212–214
	• Wire Manager Kit	▶ Page 214

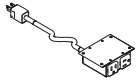
Specification Information

Style Number	Dimensions		U.S. Base Price	Style Number	Dimensions		U.S. Base Price
	Modular Depth	Parametric Depth			Modular Depth	Parametric Depth	
Low-Pressure Laminate				High-Pressure Laminate Price Group 2			
TS4WSQCAFE	30"		\$1076	TS4WSQCAFE	30"		\$1163
	36"	31"–36"	\$1287		36"	31"–36"	\$1391
High-Pressure Laminate Price Group 1				High-Pressure Laminate Price Group 3			
TS4WSQCAFE	30"		\$1136	TS4WSQCAFE	30"		\$1211
	36"	31"–36"	\$1365		36"	31"–36"	\$1454

Simple Tables

For Canadian Pricing
 Multiply U.S. Price by the Canadian price factor.
 ▶ See page 1 for details.

Single Unit Power Module



	Standard Includes	Required to Specify
▶ Need help? Product details, page 179	<ul style="list-style-type: none"> • Two simplex receptacles • 10' long 15-amp power cord with wall plug • Two velcro cord management straps • Hardware and plastic cord management clips • Bracket: 7360 Merle 	1 Style number 2 Options, if selected (see below)

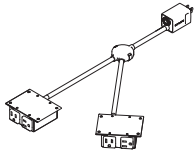
	Options	U.S. Price	Required to Specify
Power/USB Configuration	<ul style="list-style-type: none"> • 2 power • 1 power/1 USB A+C 20W 	No cost +\$135	Specify with 2 power. Specify with 1 power/1 USB A+C 20W.
Cord Length	<ul style="list-style-type: none"> • 10' cord • 15' cord 	No cost +\$ 37	Specify with 10' cord. Specify with 15' cord.

Specification Information	
• Style Number	• U.S. Base Price
TS4WPWR1	\$206
•	•



For Canadian Pricing
 Multiply U.S. Price by the Canadian price factor.
 ▶ See page 1 for details.

Double Unit Power Module



Standard Includes		Required to Specify
<ul style="list-style-type: none"> ▶ Need help? Product details, page 179 	<ul style="list-style-type: none"> • Four simplex receptacles • 10' long 15-amp power cord with wall plug • Two velcro cord management straps • Hardware and plastic cord management clips • Bracket: 7360 Merle • 36" branch lengths 	<ul style="list-style-type: none"> 1 Style number 2 Options, if selected (see below)

Options	U.S. Price	Required to Specify
Power/USB Configuration <ul style="list-style-type: none"> • 2 power • 4 power • 1 power/1 USB A+C 20W • 3 power/1 USB A+C 20W • 2 power/2 USB A+C 20W 	<ul style="list-style-type: none"> No cost No cost +\$135 +\$135 +\$273 	<ul style="list-style-type: none"> Specify with 2 power. Specify with 4 power. Specify with 1 power/1 USB A+C 20W. Specify with 3 power/1 USB A+C 20W. Specify with 2 power/2 USB A+C 20W.
Cord Length <ul style="list-style-type: none"> • 10' cord • 15' cord 	<ul style="list-style-type: none"> No cost +\$ 37 	<ul style="list-style-type: none"> Specify with 10' cord. Specify with 15' cord.
Branch Length <ul style="list-style-type: none"> • Combo 1 (two 36" branch lengths) • Combo 2 (one 51" and one 38" branch lengths) 	<ul style="list-style-type: none"> No cost +\$ 31 	<ul style="list-style-type: none"> Specify with combo 1. Specify with combo 2.

Tip: Combos define the distance between the knot and power.

▶ Please see matrix on page 179 for suggested combo lengths.

Specification Information	
Style Number	U.S. Base Price
TS4WPWR2	\$446

 **For Canadian Pricing**
 Multiply U.S. Price by the Canadian price factor.
 ▶ See page 1 for details.

Wire Manager Kit

Standard Includes	Required to Specify
<ul style="list-style-type: none"> Two velcro straps Five plastic clips 10 screws 	Style number

Specification Information	
Style Number	U.S. Price
TS4WRMGR	\$61



For Canadian Pricing
 Multiply U.S. Price by the
 Canadian price factor.
 ▶ See page 1 for details.

Surface Materials

This listing includes all the surface material choices that are available for the products in this section.

Laminate

Steelcase Surfaces

Low-Pressure Laminate

Applies to:

- Simple tables top
- 247L Black V2 LPL
- 24L0 Graphite Walnut LPL
- 25L1 Winter on Maple LPL **E**
- 25L5 Virginia Walnut LPL
- 25L6 Blackwood LPL
- 25L8 Clear Walnut LPL
- 26L1 Natural Cherry V2 LPL
- 2L09 Clear Maple LPL
- 2L30 Arctic White LPL
- 2L50 Vanadium Fiber LPL
- 2L83 Seagull LPL
- 2L84 Milk LPL
- 2L85 Dune LPL
- 2LAK Clear Oak LPL
- 2LAN Ash Noce LPL
- 2LAT Acacia LPL
- 2LAW Ash Wenge LPL
- 2LBN Bisque Noce LPL
- 2LBW Bisque Wenge LPL
- 2LCN Clay Noce LPL
- 2LCW Clay Wenge LPL
- 2LMG Merle LPL
- 2LSN Storm Noce LPL
- 2LSW Storm Wenge LPL
- 2LWA Grey Kingswood LPL
- 2LWB Planked Walnut LPL
- 2LWD Resolute Walnut LPL
- 2LWF Smoked Walnut LPL **E**
- 2LWG Natural Recon LPL
- 2TL2 Fawn Cypress LPL

Steelcase Surfaces

High-Pressure Laminate

Price Group 1

Applies to:

- Simple tables top
- Fiber Laminate**
- 2850 Vanadium Fiber
- 2854 Vellum Fiber **E**
- 2860 Granite Fiber
- 2862 Stucco Fiber **E**

Micro Laminate

- 2920 Marl Micro
- 2921 Gypsum Micro
- 2922 Clay Micro

Tip: Excluded finishes are available for delivery in 15 business days.

E = Excluded

Patina Laminate

- 2870 Blonde Bronze Patina
- 2873 Instant Iron Patina

Solid Laminate

- 2722 Cream **E**
- 2730 Arctic White
- 2746 Black
- 2759 Warm White
- 2811 Mist **E**
- 2883 Seagull
- 2884 Milk
- 2885 Dune
- 2HAA Persian Salt
- 2HAB Rose
- 2HAC Indigo
- 2HAD Green Citrine **E**
- 2HAE Dark Olivine
- 2HAF Cloudy
- 2HWU Clay
- 2HWV Chalk

Speckle Laminate

- 2820 Coffee Speckle **E**
- 2823 Driftwood Speckle
- 2824 Smoke Speckle
- 2825 Vanadium Speckle

Woodgrain Laminate

- 2406 Clear Cherry **E**
- 2409 Clear Maple
- 2410 Graphite Walnut
- 2412 Natural Cherry
- 2422 Medium Cherry **E**
- 2511 Winter on Maple **E**
- 2535 Virginia Walnut
- 2536 Blackwood
- 2538 Clear Walnut
- 2592 Blonde on Maple **E**
- 2714 Natural Walnut **E**
- 2HAK Clear Oak
- 2HAN Ash Noce
- 2HAT Acacia
- 2HAW Ash Wenge
- 2HBN Bisque Noce
- 2HBW Bisque Wenge
- 2HCN Clay Noce
- 2HCW Clear Wenge
- 2HSN Storm Noce
- 2HSW Storm Wenge
- 2HWA Grey Kingswood
- 2HWB Planked Walnut
- 2HWD Resolute Walnut
- 2HWE Natural Recon
- 2HWF Smoked Walnut **E**
- 2HZA Waxed Maple
- 2HZB Natural Ash
- 2HZC Aged Ash
- 2HZD Ashwood Oak
- 2HZE Ashwood Beige
- 2HZF White Washed Birchply

Tip: Some wood veneer finishes and woodgrain laminates share the same name. Because of the difference in materials, veneers and laminates of the same name are not an exact match but do coordinate with each other.

Price Group 2

Applies to:

- Simple tables top

Textured Laminate

- 2TH2 Fawn Cypress
- 2TH4 Saddle Oak
- 2TH5 Veranda Teak
- 2TH7 Walnut Heights
- 2UH1 Reclaimed Aggregate
- 2UH2 Reclaimed Gravel
- 2UH4 Cement*
- 2UH6 Sheetrock

**2UH4 Cement has limited availability, determined by product sizing and/or options.*

Price Group 3

Solid Laminate

- 24H1 Satin White
- 24H2 Satin Black
- 24H3 Satin Stone
- 24H4 Satin Mocha

Paint

Steelcase Surfaces

Applies to:

- Simple tables post legs
- Simple tables pedestal base

Price Group 1

Smooth Paint

- 4238 Mocha
- 4239 Clay
- 4240 Chalk
- 4242 Milk

Textured Paint

- 7207 Black
- 7225 Sand
- 7230 Basalt
- 7237 Slate
- 7238 Fieldstone
- 7239 Midnight **E**
- 7241 Arctic White
- 7243 Seagull
- 7250 Sterling Dark Solid
- 7360 Merle

Price Group 2

Smooth Paint

- 0835 Black
- 4140 Arctic White Gloss
- 4700 Warm White

Metallic Paint

- 4750 Champagne Metallic
- 4798 Sterling Metallic **E**
- 4799 Platinum Metallic
- 4803 Near Black Metallic

Price Group 3

Accent Paint

- 1ATG Rose Quartz
- 4AV3 Blue Jay
- 4AV4 Baltic
- 4AX1 Citron
- 4AY2 Chili
- 4AZ5 Marlin
- 4CL1 Dark Olivine
- 4CL2 Ice Blue
- 4CL3 Aura
- 4CL4 Sea Glass
- 4CL5 Light Matcha
- 4CL6 Terra
- 4CL7 Sandstone
- 4CL8 Smokey Plum
- 4CZ5 Honey
- 4CZ6 Lagoon
- 4CZ8 Light Peacock

Coatings

- 1ATT Cast Shadow

Custom Surfaces

Perfect Match

PerfectMatch is a service that allows you to create your own paint color. Refer to the *Surface Materials Reference Manual* for more information about this program.

Price Group 3

- 4990 PerfectMatch Paint

Recommended Edge Banding Finishes

For High-Pressure and Low-Pressure Laminates

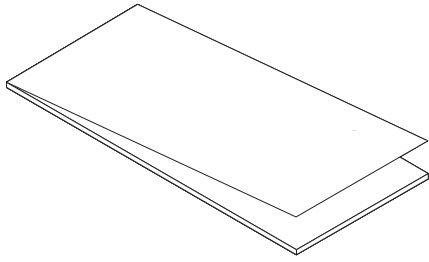
High-Pressure Laminate Color	Low-Pressure Laminate Color	Recommended Edge Band
2406 Clear Cherry E	2LCH Clear Cherry	6234 Clear Cherry
2409 Clear Maple	2L09 Clear Maple	6237 Clear Maple
2410 Graphite Walnut	24L0 Graphite Walnut	6231 Graphite Walnut
2412 Natural Cherry	26L1 Natural Cherry	6034 Natural Cherry
2422 Medium Cherry E	N.A. N.A.	6036 Medium Cherry
2511 Winter on Maple E	25L1 Winter on Maple E	6037 Winter on Maple
2535 Virginia Walnut	25L5 Virginia Walnut	6242 Virginia Walnut
2536 Blackwood	25L6 Blackwood	6243 Blackwood
2538 Clear Walnut	25L8 Clear Walnut	6245 Clear Walnut
2592 Blonde on Maple E	N.A. N.A.	6038 Blonde on Maple E
2714 Natural Walnut E	N.A. N.A.	6041 Natural Walnut E
2722 Cream E	N.A. N.A.	6631 Cream E
2730 Arctic White	2L30 Arctic White	6009 Arctic White
2746 Black	247L Black	6000 Black
2759 Warm White	N.A. N.A.	6655 Warm White
2811 Mist E	N.A. N.A.	6636 Mist
2820 Coffee Speckle E	N.A. N.A.	6631 Cream E
2823 Driftwood Speckle	N.A. N.A.	6631 Cream E
2824 Smoke Speckle	N.A. N.A.	6636 Mist
2825 Vanadium Speckle	N.A. N.A.	6619 Ice E
2850 Vanadium Fiber	2L50 Vanadium Fiber	6654 Sand
2854 Vellum Fiber E	N.A. N.A.	6655 Warm White
2860 Granite Fiber	N.A. N.A.	6000 Black
2862 Stucco Fiber E	N.A. N.A.	6053 Seagull
2870 Blonde Bronze Patina	N.A. N.A.	6654 Sand
2873 Instant Iron Patina	N.A. N.A.	6615 Grey V5
2883 Seagull	2L83 Seagull	6053 Seagull
2884 Milk	2L84 Milk	6052 Milk
2885 Dune	2L85 Dune	6654 Sand
2920 Marl Micro	N.A. N.A.	6053 Seagull
2921 Gypsum Micro	N.A. N.A.	6654 Sand
2922 Clay Micro	N.A. N.A.	6654 Sand
24H1 Satin White	N.A. N.A.	6009 Arctic White
24H2 Satin Black	N.A. N.A.	6000 Black
24H3 Satin Stone	N.A. N.A.	6169 Stone
24H4 Satin Mocha	N.A. N.A.	6170 Mocha
2HAA Persian Salt	N.A. N.A.	61AA Persian Salt
2HAB Rose	N.A. N.A.	61AB Rose
2HAC Indigo	N.A. N.A.	61AC Indigo
2HAD Green Citrine E	N.A. N.A.	61AD Green Citrine E
2HAE Dark Olivine	N.A. N.A.	61AE Dark Olivine
2HAF Cloudy	N.A. N.A.	61AF Cloudy
2HAK Clear Oak	2LAK Clear Oak	6219 Clear Oak
2HAN Ash Noce	2LAN Ash Noce	6707 Ash Noce
2HAT Acacia	2LAT Acacia	6213 Acacia
2HAW Ash Wenge	2LAW Ash Wenge	6703 Ash Wenge
2HBN Bisque Noce	2LBN Bisque Noce	6708 Bisque Noce
2HBW Bisque Wenge	2LBW Bisque Wenge	6705 Bisque Wenge
2HCN Clay Noce	2LCN Clay Noce	6709 Clay Noce
2HCW Clay Wenge	2LCW Clay Wenge	6706 Clay Wenge
2HMG Merle	2LMG Merle	6527 Merle
2HSN Storm Noce	2LSN Storm Noce	6710 Storm Noce
2HSW Storm Wenge	2LSW Storm Wenge	6704 Storm Wenge
2HWA Grey Kingswood	2LWA Grey Kingswood	66WA Grey Kingswood
2HWB Planked Walnut	2LWB Planked Walnut	66WB Planked Walnut
2HWD Resolute Walnut	2LWD Resolute Walnut	66WD Continental Walnut

E = Excluded

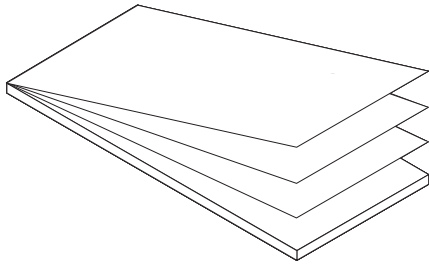
High-Pressure Laminate Color	Low-Pressure Laminate Color	Recommended Edge Band
2HWE Natural Recon	2LWG Natural Recon	66WE Natural Recon
2HWF Smoked Walnut E	2LWF Smoked Walnut E	66WF Smoked Walnut
2HWU Clay	N.A. N.A.	66WU Clay
2HVV Chalk	N.A. N.A.	66WV Chalk
2TH2 Fawn Cypress	2TL2 Fawn Cypress	6T02 Fawn Cypress
2TH4 Saddle Oak	N.A. N.A.	6T04 Saddle Oak
2TH5 Veranda Teak	N.A. N.A.	6T05 Veranda Teak
2TH7 Walnut Heights	N.A. N.A.	6T07 Walnut Heights
2UH1 Reclaimed Aggregate	N.A. N.A.	6T08 Aggregate
2UH2 Reclaimed Gravel	N.A. N.A.	6T09 Gravel
2UH4 Cement	N.A. N.A.	6T10 Cement
2UH6 Sheetrock	N.A. N.A.	6T12 Sheetrock

E = Excluded

Understanding Low-Pressure and High-Pressure Laminates



Low-Pressure Laminates (LPL) is a single sheet of decorative paper saturated with melamine resin. This paper sheet is bonded to a substrate under heat and high-pressure without additional adhesives. LPL is sufficient for many spaces, including vertical applications and private offices where impact is typically lower. However, if wear and tear is a concern, consider HPL for worksurfaces and LPL for storage.



High-Pressure Laminates (HPL) is made up several layers of material, including a wear resistant overlay, a decorative paper impregnated with melamine, and 3-5 additional sheets of impregnated kraft paper. These materials are fused together forming a solid laminate sheet. This laminate sheet is bonded to a substrate using a water-based adhesive. HPL laminates meet or exceed all NEMA test standards for high-pressure laminates and is more durable than LPL when it comes to wear, impact, and chemical resistance. Use HPL if you're selecting furniture for high-use or heavy-use areas, classrooms, or healthcare facilities.

There are a number of blending tactics to control costs while still providing additional durability. Specify worksurfaces in HPL and storage in LPL, or specify storage cases in LPL with door and drawer fronts in HPL. Because the construction and manufacturing processes are different, there will be slight differences in gloss and overall appearance. They are intended to coordinate and if blended are not generally noticeable, because they are on different parts of a product or application. If blending, we recommend consistency within the application, i.e. all worksurfaces in HPL, or all storage cases are LPL with HPL fronts.

Universal Tables



Statement of Line 220



Understanding

Universal Tables	224
Bases for Universal Tables	226
Legs for Universal Tables	227
Table and Base Combinations	228
Table and Leg Combinations	229
Table Leg Positions	230
Universal Leg Clearance Dimensions	232



Specifying

Straight Tables	236
Capsule Tables	238
Spanner Tables	239
Peninsula Table	240
Tapered Peninsula Tables	241
Round Tables	242
Square Tables	243
Rectangle Tables	244
Oval Tables	245
Hex Conference Tables	246
Bases for Universal Tables	247
Legs for Universal Tables	248



Surface Materials 250

Statement of Line


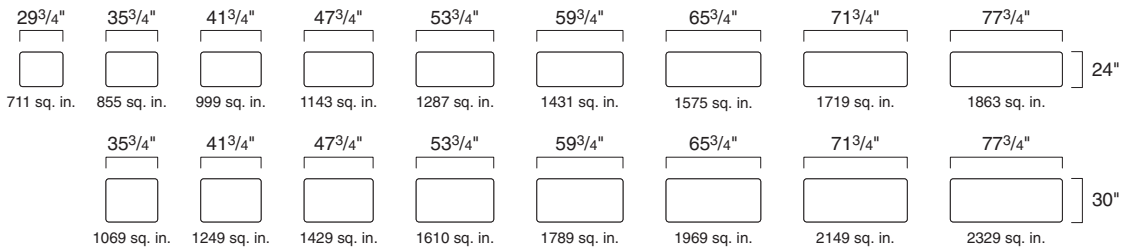
All table sizes and shapes are available in High-Pressure Laminate with 3 mm edge. Most sizes and shapes are also available in wood veneer with square edge. See Specifying pages for details.

Table dimensions shown apply to both wood veneer and High-Pressure Laminate versions of each table.



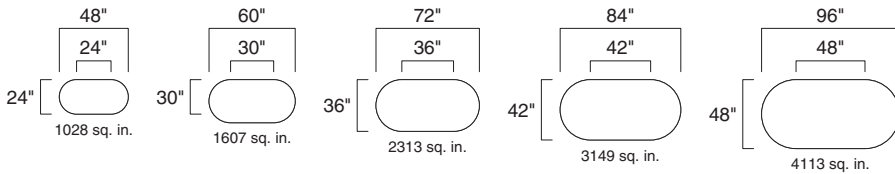
Understanding
 ▶ Page 224
 Specifying
 ▶ Page 236

Straight Tables



Understanding
 ▶ Page 224
 Specifying
 ▶ Page 238

Capsule Tables

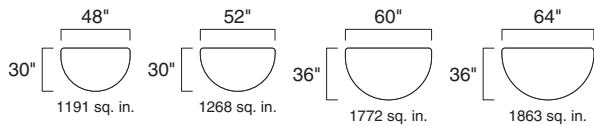


Tip: Wood veneer capsule tables are available in 72"W, 84"W, and 96"W only.



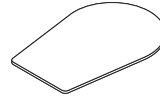
Understanding
 ▶ Page 224
 Specifying
 ▶ Page 239

Spanner Tables



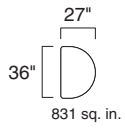


Understanding
 ▶ Page 224
 Specifying
 ▶ Page 240

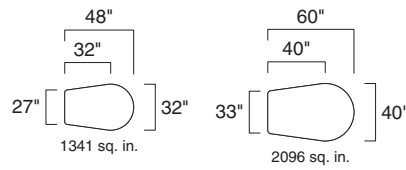


Understanding
 ▶ Page 224
 Specifying
 ▶ Page 241

Peninsula Table

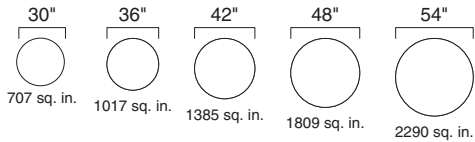


Tapered Peninsula Tables



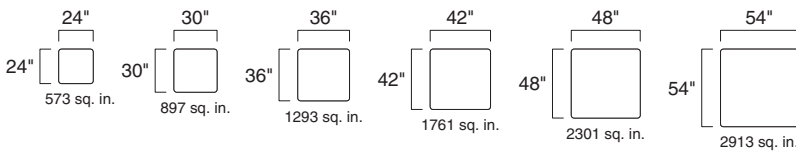
Understanding
 ▶ Page 224
 Specifying
 ▶ Page 242

Round Tables



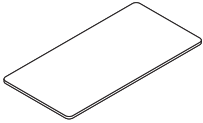
Understanding
 ▶ Page 224
 Specifying
 ▶ Page 243

Square Tables



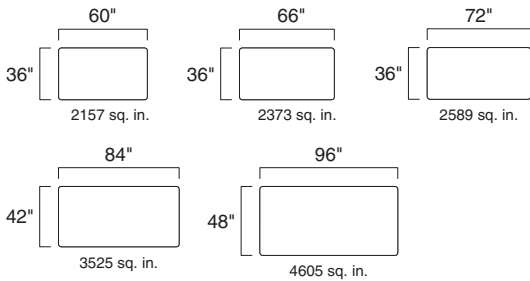
Tip: Wood veneer square tables are available in 30"W, 42"W, 48"W, and 54"W only.

Statement of Line, continued

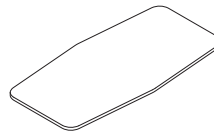


Understanding
 ▶ Page 224
 Specifying
 ▶ Page 244

Rectangle Tables

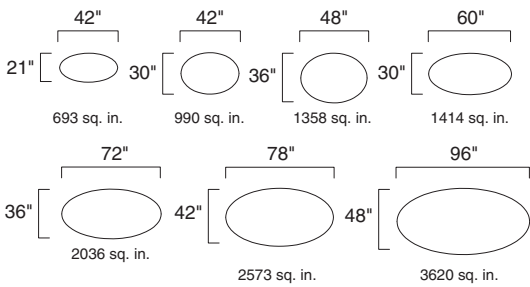


Understanding
 ▶ Page 224
 Specifying
 ▶ Page 245



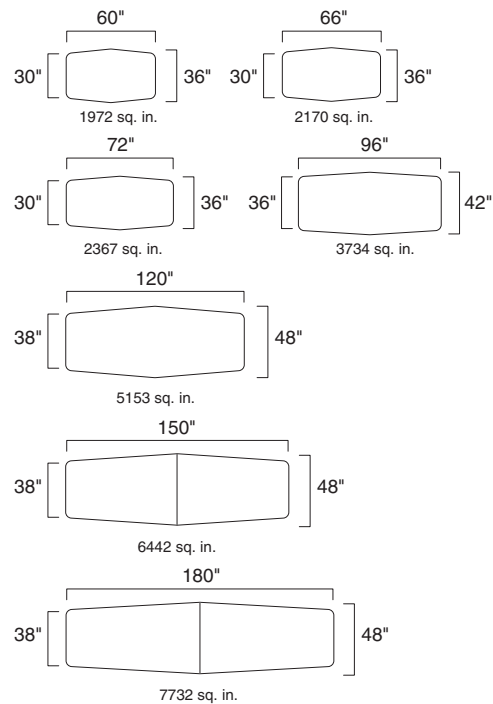
Understanding
 ▶ Page 224
 Specifying
 ▶ Page 246

Oval Tables



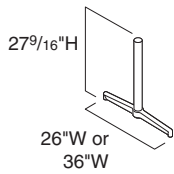
Tip: Oval tables are available in 3 mm edge High-Pressure Laminate only.

Hex Conference Tables

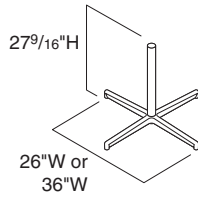


Tip: Hex conference tables are available in 3 mm edge High-Pressure Laminate only.

Bases for Universal Tables

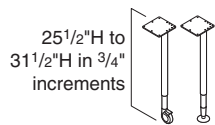


T-Base
 Understanding
 ▶ Page 226
 Specifying
 ▶ Page 247

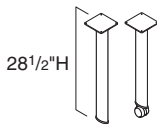


X-Base
 Understanding
 ▶ Page 226
 Specifying
 ▶ Page 247

Legs for Universal Tables



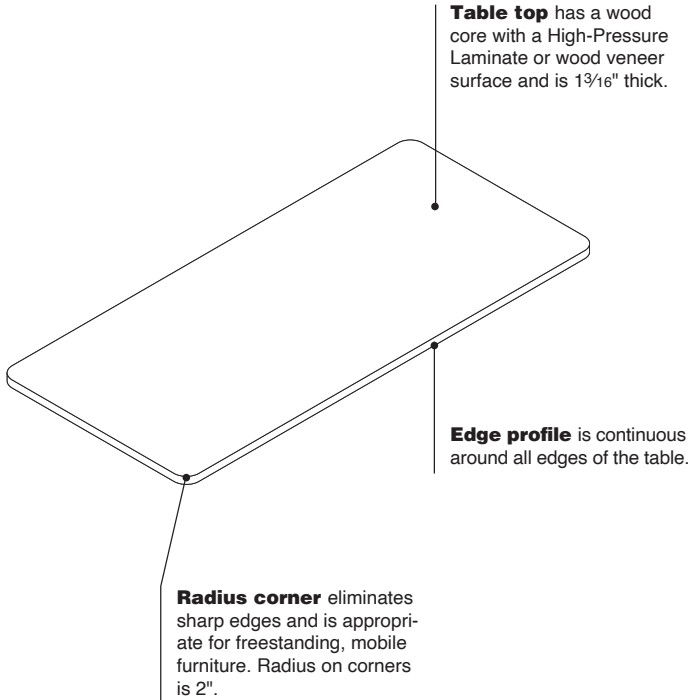
**Adjustable-Height
 Legs with Casters
 or Glides**
 Understanding
 ▶ Page 227
 Specifying
 ▶ Page 248



**Post Legs with
 Casters or Glides**
 Understanding
 ▶ Page 227
 Specifying
 ▶ Page 249

Universal Tables

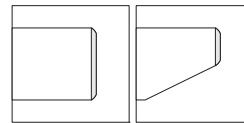
Universal tables can be used in a variety of individual and team settings. ▶ Specifying tables, page 236



Product Details

High-Pressure Laminate Tables

Continuous edge profile is available in two shapes.



3 mm edge profile Knife edge profile

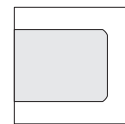
PVC-free, 3 mm edge profiles are a proprietary polyolefin blend for all solid colors and seven woodgrain finishes. See surface material listing in this book for specific PVC-free availability.

Knife edge with 3 mm user edge is available on straight and tapered systems worksurfaces and on round tables.

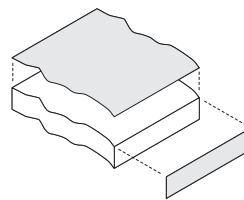
Edge profile finishes are specified separately from laminate color.

Wood Veneer Tables

Edges of worksurfaces are available in square (3 mm) profile.



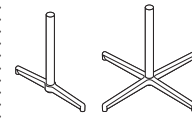
Square (3 mm) edge profile



Square (3 mm) edge profile is achieved by adding wood veneer surfaces to table core. This technique can be applied to tables that are straight or curved.

Connections

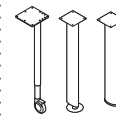
Universal tables are supported by bases or legs, which are ordered separately and installed in the field.



Use the Table and Base Combinations matrix to determine the type and number of bases you need to order for the tables you choose.

Tip: Not all sizes and shapes of tables can be supported by bases.


▶ Page 228



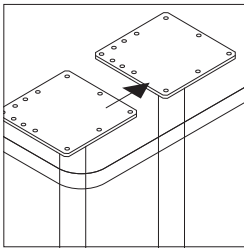
Use the Table and Legs Combinations matrix to determine the type and number of legs you need to order for the table you choose.

Tip: Not all sizes and shapes of tables can be supported by legs.

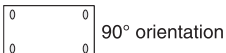
▶ Page 228



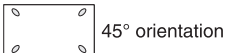
Reinforcing channels are available to support tables that are wider than 60"W and supported by legs. When installed, the channels add 1" below the table. Channels are available as an option on larger tables and are field installed. Select the reinforcing channel option if the table will be supported by legs. Channels are not required if the table is 96" or smaller and will be supported by T- or X-bases. Channels are required and are always included with tables 120" and larger.



Underside of table has inset locations that support slip-fit applications. Post legs are positioned in 45° orientation only.
 ▶ See *Table Leg Positions*, page 230.



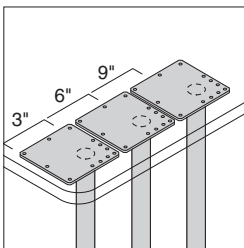
90° orientation



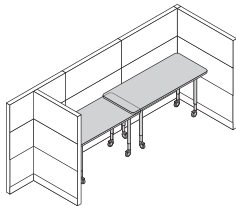
45° orientation

Legs installed in a 90° orientation allow for greater storage and kneespace below the table.

45° leg orientation is a preferred aesthetic for many customers.

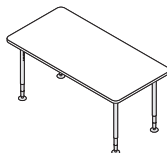
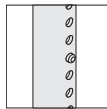


Legs may be installed inset from the edge of the table to accommodate slip-fit planning. Amount of available space (3", 6", or 9") is measured from the edge of the table to the edge of the leg. Amount of slip-fit varies by table shape and size.
 ▶ See *Table Leg Positions*, page 230.

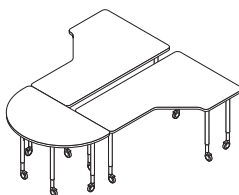


Slip-fit planning allows workstation footprint to expand or decrease, and is ideal for off-module applications.

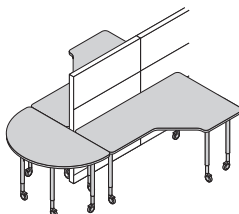
Alignment tab corresponds to under worksurface alignment slots in tables. Alignment features ensure legs are installed in the proper 45° or 90° orientation and slip-fit position.



Adjustable-height legs adjust 25½"H to 31½"H in ¾" increments.



Spanner table enables conferencing at the end of two tables that are placed back-to-back.



52"W or 64"W spanners should be used when tables are separated by a panel. These widths are designed to create a 4" gap.

Surface Materials

High-Pressure Laminate Tables

- Laminate
- ▶ See *Surface Materials Reference Manual*.
- Open Line laminate (option)
- A program including non-Steelcase laminates which are suitable for use on Steelcase products.
- ▶ See *Surface Materials Reference Manual*.

3 mm profile

- Plastic

Wood Veneer Tables

- Wood veneer (standard)
- Customiz stain (option)
- Full-fill finish (option)

Square (3 mm) edge profile

- Wood veneer to match table

Adjustable height legs, post, and post with caster

- Paint

Post leg caster

- Black plastic

Application Topics

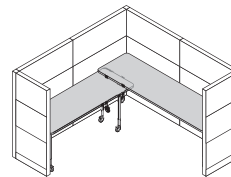
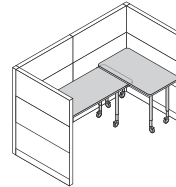
Table and Leg Combinations

▶ Page 229

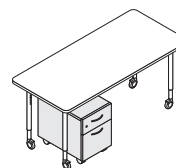
Table Leg Positions

▶ Page 230

Table Fit in Panel Environments:



Dimensions on straight tables are ¼" less than nominal dimension. This allows for an easy fit of freestanding tables in panel-wrapped environments and allows tables to move in and out of the area with ease.



Mobile pedestals up to 27"H will fit under 28½"H tables without reinforcing channels.

Tables with reinforcing channel

will reduce the available space by 1".

Table and Base Combinations

▶ Page 228

Table Leg Positions

▶ Page 230

Wiring and Cabling Accessories

▶ Page 556

Shipping

Palletizing streamlines unloading and staging of worksurfaces. Identical worksurfaces ordered on the same line item are packed on pallets containing 5-50 worksurfaces depending on worksurface size. Remaining worksurfaces are packed individually in cartons. If palletizing is not desired, order in quantities of four or less per line item. For maximum unload efficiency, utilize pallet handling equipment at job site whenever possible. Wood veneer worksurfaces cannot be palletized.

Hex conference tables 150"W or larger are shipped in two pieces. Tight-joint fasteners are supplied for proper assembly.

Bases for Universal Tables

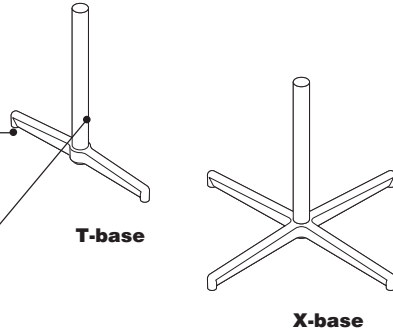
Pedestal-base tables

fill a variety of needs for conference and work tables in general offices, institutions, and educational work spaces. Tables and bases are ordered separately.

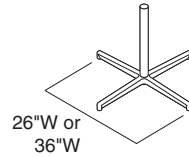
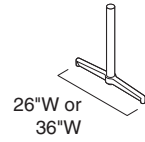
► Specifying, page 247

Adjustable leveling glides allow tables to remain level when installed on uneven floors.

Column support includes a cylindrical steel column and a base with feet.



Product Details



Bases are available 26"W and 36"W and are 27⁹/₁₆"H.

Surface Materials

Column support

- Paint (standard)
- 9201 Polished Chrome (option)

Base

- Paint (standard)
- 8046 Polished Aluminum (option)

Tip: When specifying matching polished base and column, select 9201 for column and 8046 for base finish.

Application Topics

Table and Base Combinations

► Page 228

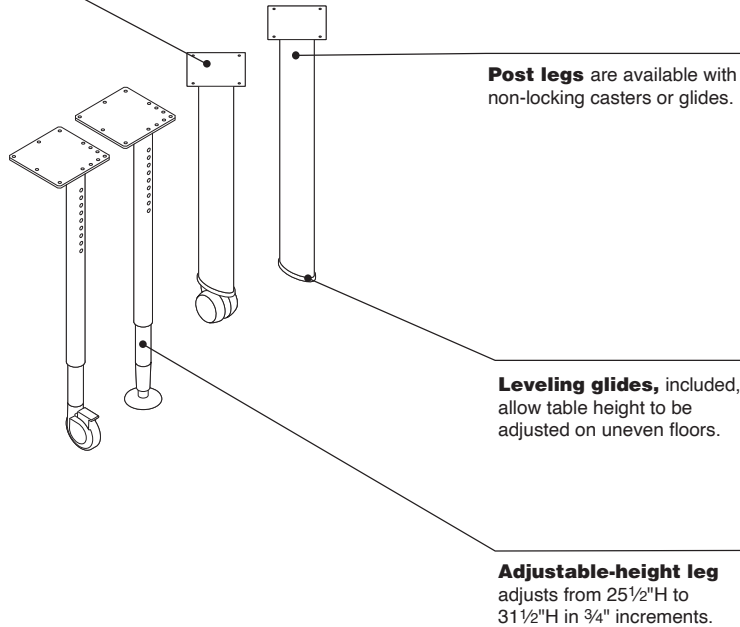
Shipping

Bases are shipped knocked down (K.D.) and will require assembly.

Legs for Universal Tables

Legs attach to a table to make it freestanding.
 ▶ Specifying, page 248

Alignment tab helps installers locate proper leg position under the table.



Product Details

Legs support tables at 28 1/2" H overall, including table thickness.

Table legs are ordered separately and installed on site.
 ▶ See *Table and Leg Combinations*, page 229.

Table legs are non-handed to accommodate left- and right-hand applications.

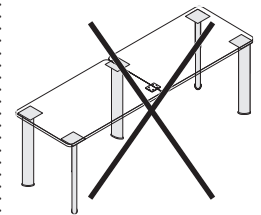
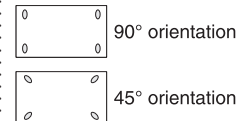


Table legs cannot be used in a shared application with two tables. Radius corners do not provide enough attachment space for leg plate. When a shared leg application is required, order Universal Systems Worksurfaces.

Single post legs can only be installed in a 45° orientation.
 ▶ See *Table Leg Positions*, page 230.



Legs installed in a 90° orientation allow for greater storage and kneespace below the worksurface.

Actual Dimensions

	Adjustable-height leg	Post leg
Height* (standard)	25 1/2"–31 1/2"	28 1/2"
Glide range, for legs equipped with glides	3/4"	5/8"

*Height dimensions include the thickness of a table.

Table and Base Combinations

	26"W T-Base 	36"W T-Base 	26"W X-Base 	36"W X-Base
Straight Tables				
24"D x 36"W			1	
30"D x 36"W-42"W				1
30"D x 48"W-78"W	2			
Capsule Tables				
24"D x 48"W			2	
30"D x 60"W	2			
36"D x 72"W				
42"D x 84"W		2		
48"D x 96"W				
Round Tables				
30" diameter			1	
36" diameter				
42" diameter				1
48" diameter				
54" diameter				
Square Tables				
30"D x 30"W			1	
36"D x 36"W				1
42"D x 42"W				
48"D x 48"W		2		
54"D x 54"W				
Rectangle Tables				
36"D x 60"W	2			
36"D x 66"W				
36"D x 72"W				
42"D x 84"W		2		
48"D x 96"W				
Oval Tables				
30"D x 42"W			1	
36"D x 48"W				1
30"D x 60"W	2			
36"D x 72"W				
42"D x 78"W				
48"D x 96"W		2		
Hex Conference Tables				
36"D x 60"W	2			
36"D x 66"W				
36"D x 72"W				
42"D x 96"W		2		
48"D x 120"W				
48"D x 150"W		3		
48"D x 180"W				

1 = Number of bases to order.
Blank spaces in matrix designate table and base combinations that are not valid.

Table and Leg Combinations

Adjustable-Height Leg or Post Leg



Straight Tables	④
Round Tables	④
Square Tables	④
Rectangle Tables	④
Spanner Tables	④
Capsule Tables	④
Peninsula Tables	④
Tapered Peninsula Tables	④
Oval Tables, up to 36"D x 72"W	④

*Tip: Oval tables 21"D x 42"W and 30"D x 42"W may only use legs with glides. Legs with casters may **not** be used on these table sizes.*

Tip: Oval tables 42"D x 72"W and larger, can only be supported with T-bases.

① = Number of legs to order.
Blank spaces in matrix designate table and leg combinations that are not valid.

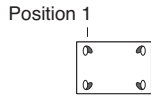
Table Leg Positions

For Use with Adjustable-Height Leg or Post Leg

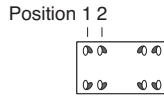
Table leg positions allow for slip-fit and nesting capabilities. Both 45° and 90° angled leg positions are available on most tables. However, certain tables accommodate either 45° or 90° angled positions only. Leg positions on the underside of tables are shown at right.

Legs installed in positions 1, 2, or 3 will vary in their distance from the worksurface edge:

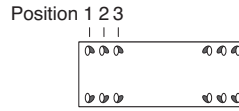
Position 1 is 3" from edge
Position 2 is 6" from edge
Position 3 is 9" from edge
Tip: Positions 2 and 3 are not available on every table.



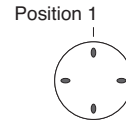
Straight Table
24"D x 30"W



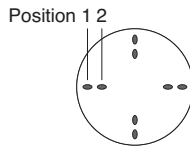
Straight Table
24"D x 36"W
24"D x 42"W
30"D x 36"W
30"D x 42"W



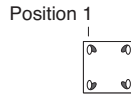
Straight Table
24"D x 48"W 30"D x 48"W
24"D x 54"W 30"D x 54"W
24"D x 60"W 30"D x 60"W
24"D x 66"W 30"D x 66"W
24"D x 72"W 30"D x 72"W
24"D x 78"W 30"D x 78"W



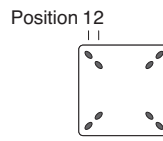
Round Table
30" Diameter
36" Diameter
42" Diameter
48" Diameter



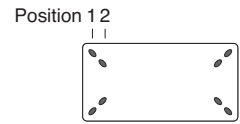
Round Table
54" Diameter



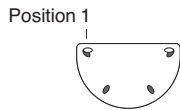
Square Table
24"D x 24"W
30"D x 30"W



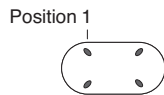
Square Table
36"D x 36"W
42"D x 42"W
48"D x 48"W
54"D x 54"W



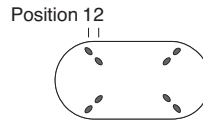
Rectangle Table



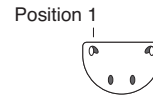
Spanner Table



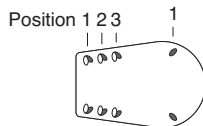
Capsule Table
24"D x 48"W
30"D x 60"W



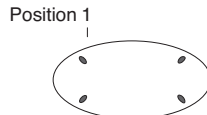
Capsule Table
36"D x 72"W
42"D x 84"W
48"D x 96"W



Peninsula Table



Tapered Peninsula Table

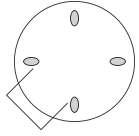


Oval Table
21"D x 42"W 30"D x 60"W
30"D x 42"W 36"D x 72"W
36"D x 48"W

Legend

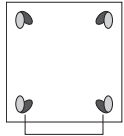
- ⊕ = Both 45° and 90°
- ⊙ = Either 45° or 90°

Universal Leg Clearance Dimensions



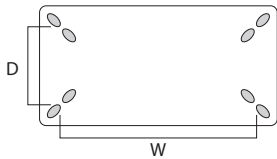
Round Worksurfaces

Description	Style Number	Hole Position 1		Hole Position 2	
		Adjustable Height Leg	Post Leg	Adjustable Height Leg	Post Leg
30"	BFR30	14.045"	12.683"	N.A.	N.A.
36"	BFR36	18.288"	16.926"	N.A.	N.A.
42"	BFR42	22.531"	21.169"	N.A.	N.A.
48"	BFR48	26.773"	25.412"	N.A.	N.A.
54"	BFR54	31.046"	29.654"	26.773"	25.751"



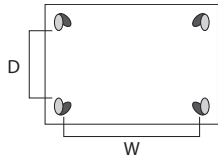
Square Worksurfaces

Description	Style Number	Hole Position 1		Hole Position 2	
		Adjustable Height Leg	Post Leg	Adjustable Height Leg	Post Leg
30"	BFRQ30	20.500"	20.455"	18.906"	17.542"
36"	BFRQ36	25.068"	23.706"	20.821"	19.464"
42"	BFRQ42	37.068"	29.706"	26.821"	25.464"
48"	BFRQ48	37.068"	35.684"	32.826"	31.441"
54"	BFRQ54	43.068"	41.684"	38.826"	37.441"



Rectangle Worksurfaces

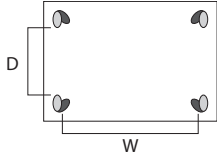
Description	Style Number	Hole Position 1				Hole Position 2			
		Adjustable Height Leg		Post Leg		Adjustable Height Leg		Post Leg	
		D	W	D	W	D	W	D	W
30" x 60"	BFRR3660	25.068"	49.068"	23.684"	47.684"	20.821"	44.826"	19.441"	43.441"
36" x 66"	BFRR3666	25.068"	55.068"	23.684"	53.684"	20.821"	50.826"	19.441"	49.441"
42" x 72"	BFRR3672	25.068"	61.068"	23.684"	59.684"	20.821"	56.826"	19.441"	55.441"
48" x 84"	BFRR4284	32.568"	73.068"	29.684"	71.684"	26.821"	68.826"	25.441"	67.441"
54" x 96"	BFRR4896	37.068"	85.068"	35.684"	83.684"	32.826"	80.826"	31.441"	79.441"



Straight Worksurfaces (45° Slot)

Description	Style Number	Hole Position 1		Hole Position 2		Hole Position 3	
		Adjustable Height Leg D	W	Adjustable Height Leg D	W	Adjustable Height Leg D	W
24" x 29¾"	BFS2430	14.915"	18.656"	N.A.	N.A.	N.A.	N.A.
24" x 35¾"	BFS2436	14.915"	24.656"	14.915"	18.256"	N.A.	N.A.
24" x 41¾"	BFS2442	14.915"	30.656"	14.915"	24.256"	N.A.	N.A.
24" x 47¾"	BFS2448	14.915"	36.656"	14.915"	30.256"	14.915"	23.856"
24" x 53¾"	BFS2454	14.915"	42.656"	14.915"	36.256"	14.915"	29.856"
24" x 59¾"	BFS2460	14.915"	48.656"	14.915"	42.256"	14.915"	35.856"
24" x 65¾"	BFS2466	14.915"	54.656"	14.915"	48.256"	14.915"	41.856"
24" x 71¾"	BFS2472	14.915"	60.656"	14.915"	54.256"	14.915"	47.856"
24" x 77¾"	BFS2478	14.915"	66.656"	14.915"	60.256"	14.915"	53.856"
30" x 35¾"	BFS3036	20.915"	24.656"	20.915"	18.256"	N.A.	N.A.
30" x 41¾"	BFS3042	20.915"	30.656"	20.915"	24.256"	N.A.	N.A.
30" x 47¾"	BFS3048	20.915"	36.656"	20.915"	30.256"	20.915"	23.856"
30" x 53¾"	BFS3054	20.915"	42.656"	20.915"	36.256"	20.915"	29.856"
30" x 59¾"	BFS3060	20.915"	48.656"	20.915"	42.256"	20.915"	35.856"
30" x 65¾"	BFS3066	20.915"	54.656"	20.915"	48.256"	20.915"	41.856"
30" x 71¾"	BFS3072	20.915"	60.656"	20.915"	54.256"	20.915"	47.856"
30" x 77¾"	BFS3078	20.915"	66.656"	20.915"	60.256"	20.915"	53.856"

Universal Leg Clearance Dimensions, continued

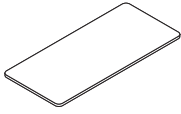


Straight Worksurfaces (90° Slot)							
Description	Style Number	Hole Position 1		Hole Position 2		Hole Position 3	
		Adjustable Height Leg D	W	Adjustable Height Leg D	W	Adjustable Height Leg D	W
24" x 29¾"	BFS2430	14.255"	20.250"	N.A.	N.A.	N.A.	N.A.
24" x 35¾"	BFS2436	14.255"	26.250"	14.255"	19.850"	N.A.	N.A.
24" x 41¾"	BFS2442	14.255"	32.250"	14.255"	25.850"	N.A.	N.A.
24" x 47¾"	BFS2448	14.255"	38.250"	14.255"	31.850"	14.255"	25.450"
24" x 53¾"	BFS2454	14.255"	44.250"	14.255"	37.850"	14.255"	31.450"
24" x 59¾"	BFS2460	14.255"	50.250"	14.255"	43.850"	14.255"	37.450"
24" x 65¾"	BFS2466	14.255"	56.250"	14.255"	49.850"	14.255"	43.450"
24" x 71¾"	BFS2472	14.255"	62.250"	14.255"	55.850"	14.255"	49.450"
24" x 77¾"	BFS2478	14.255"	68.250"	14.255"	61.850"	14.255"	55.450"
30" x 35¾"	BFS3036	20.255"	26.250"	20.255"	19.850"	N.A.	N.A.
30" x 41¾"	BFS3042	20.255"	32.250"	20.255"	25.850"	N.A.	N.A.
30" x 47¾"	BFS3048	20.255"	38.250"	20.255"	31.850"	20.255"	25.450"
30" x 53¾"	BFS3054	20.255"	44.250"	20.255"	37.850"	20.255"	31.450"
30" x 59¾"	BFS3060	20.255"	50.250"	20.255"	43.850"	20.255"	37.450"
30" x 65¾"	BFS3066	20.255"	56.250"	20.255"	49.850"	20.255"	43.450"
30" x 71¾"	BFS3072	20.255"	62.250"	20.255"	55.850"	20.255"	49.450"
30" x 77¾"	BFS3078	20.255"	68.250"	20.255"	61.850"	20.255"	55.450"

Universal Leg
Clearance
Dimensions

Straight Tables

High-Pressure Laminate, Composite Veneer, or Wood Veneer



Standard Includes	Required to Specify
<ul style="list-style-type: none"> ▶ Need help? Product details, page 224 • Table: High-Pressure Laminate price group 1 or composite veneer price group 1 • Laminate table: plastic 3 mm edge profile on all sides • Composite veneer table: composite veneer square 3 mm edge profile on all sides 	<ol style="list-style-type: none"> 1 Style number with appropriate edge profile suffix 2 High-Pressure Laminate, composite veneer, or wood color number for table 3 Plastic color number for edge on laminate table, if selected 4 Options, if selected (see below) <ul style="list-style-type: none"> ▶ See <i>Surface Materials</i>, page 250.

For composite veneer group 2, wood and laminate group 2 and 3 pricing, please refer to the electronic catalog or SmartTools.

Options	U.S. Price	Required to Specify
Surface Materials <ul style="list-style-type: none"> • High-Pressure Laminate tables <ul style="list-style-type: none"> • Laminate price group 2 • Laminate price group 3 • Open Line laminate • Composite veneer tables <ul style="list-style-type: none"> • Composite veneer group 1 • Composite veneer group 2 • Wood veneer tables <ul style="list-style-type: none"> • Wood group 1 • Wood group 2 • Wood group 3 • Customiz stain • Full-fill finish 	<ul style="list-style-type: none"> • See information at left • See information at left +\$111 plus cost of laminate • Prices at right • See information at left • Prices at right • See information at left • No cost • Prices at right • No cost 	<ul style="list-style-type: none"> • Specify laminate color number. • Specify laminate color number. ▶ See <i>Surface Materials Reference Manual</i>. • Specify composite veneer color number. • Specify composite veneer color number. • Specify wood color number. • Specify wood color number. • Specify wood color number. • Specify with <i>Customiz stain</i>. ▶ See <i>Surface Materials Reference Manual</i>. • Specify full-fill finish number. • Specify with <i>reinforcing channel</i>.
Reinforcing Channel <ul style="list-style-type: none"> • Reinforcing channel (available on 66"W and wider tables) 	<ul style="list-style-type: none"> • No cost 	<ul style="list-style-type: none"> • Specify with <i>reinforcing channel</i>.
Related Products <ul style="list-style-type: none"> • Bases for Universal Tables • Legs for Universal Tables • Worksurface power and communication components 		<ul style="list-style-type: none"> ▶ Page 247 ▶ Page 248 ▶ Page 553

Tip: Select the reinforcing channel option if the table will be supported by legs. Channels are not required if the table will be supported by T- or X-bases.

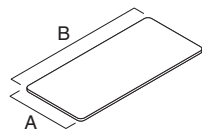
Tip: Bases and legs to support Universal Tables must be specified separately.

Tip: For base and leg support guidelines,
 ▶ See Table and Base Combinations, page 228 and Table and Leg Combinations, page 229.








For Canadian Pricing
 Multiply U.S. Price by the Canadian price factor.
 ▶ See page 1 for details.

Tip: To specify 3 mm edge profile, no suffix is required. For other edge profiles, add suffix to the style number. (For example, **BFS2430** becomes **BFS2430SW** for composite veneer or wood square edge profile.)



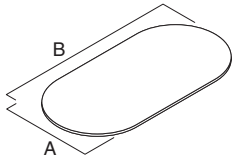
Specification Information

Dimensions		Style Number	U.S. Base Prices			
A	B		High-Pressure Laminate	Composite Veneer	Wood	Full-Fill on Wood
						
			Plastic 3 mm Edge	Composite Veneer Square Edge	Wood Square Edge	Wood Square Edge
			No Suffix	Suffix SW	Suffix SW	Suffix SW
24"	29 ³ / ₄ "	BFS2430	\$ 391	\$1232	\$1316	\$1381
24"	35 ³ / ₄ "	BFS2436	\$ 418	\$1269	\$1354	\$1420
24"	41 ³ / ₄ "	BFS2442	\$ 449	\$1409	\$1505	\$1577
24"	47 ³ / ₄ "	BFS2448	\$ 533	\$1527	\$1626	\$1699
24"	53 ³ / ₄ "	BFS2454	\$ 573	\$1576	\$1676	\$1753
24"	59 ³ / ₄ "	BFS2460	\$ 615	\$1733	\$1845	\$1929
24"	65 ³ / ₄ "	BFS2466	\$ 675	\$1828	\$1943	\$2031
24"	71 ³ / ₄ "	BFS2472	\$ 763	\$1941	\$2059	\$2149
24"	77 ³ / ₄ "	BFS2478	\$ 832	\$2044	\$2165	\$2256
30"	35 ³ / ₄ "	BFS3036	\$ 577	\$1492	\$1584	\$1652
30"	41 ³ / ₄ "	BFS3042	\$ 625	\$1638	\$1739	\$1812
30"	47 ³ / ₄ "	BFS3048	\$ 691	\$1742	\$1848	\$1925
30"	53 ³ / ₄ "	BFS3054	\$ 740	\$1816	\$1924	\$2004
30"	59 ³ / ₄ "	BFS3060	\$ 795	\$1977	\$2095	\$2183
30"	65 ³ / ₄ "	BFS3066	\$ 857	\$2076	\$2198	\$2288
30"	71 ³ / ₄ "	BFS3072	\$ 928	\$2182	\$2308	\$2398
30"	77 ³ / ₄ "	BFS3078	\$1008	\$2284	\$2412	\$2506
:	:	:	:	:	:	:

 **For Canadian Pricing**
 Multiply U.S. Price by the Canadian price factor.
 ▶ See page 1 for details.

Capsule Tables

High-Pressure Laminate, Composite Veneer, or Wood Veneer



▶ Need help? Product details, page 224

Standard Includes

- Tables: High-Pressure Laminate price group 1 or composite veneer price group 1
- Laminate table: plastic 3 mm edge profile on all sides
- Composite veneer table: composite veneer square 3 mm edge profile on all sides

Required to Specify

- 1 Style number with appropriate edge profile suffix
SW Composite veneer or wood with square edge
▶ See edge profiles below.
- 2 High-Pressure Laminate, composite veneer, or wood color number for table
- 3 Plastic color number for edge on laminate table, if selected
- 4 Options, if selected (see below)
▶ See *Surface Materials*, page 250.

For composite veneer group 2, wood and laminate group 2 and 3 pricing, please refer to the electronic catalog or SmartTools.

Tip: Select the reinforcing channel option if the table will be supported by legs. Channels are not required if the table will be supported by T- or X-bases.

Tip: Bases and legs to support Universal Tables must be specified separately.

Tip: For base and leg support guidelines, ▶ See Table and Base Combinations, page 228 and Table and Leg Combinations, page 229.

Options	U.S. Price	Required to Specify
Surface Materials		
High-Pressure Laminate tables		
• Laminate price group 2	See information at left	Specify laminate color number.
• Laminate price group 3	See information at left	Specify laminate color number.
• Open Line laminate	+\$111 plus cost of laminate	▶ See <i>Surface Materials Reference Manual</i> .
Composite veneer tables		
• Composite veneer group 1	Prices below	Specify composite veneer color number.
• Composite veneer group 2	See information at left	Specify composite veneer color number.
Wood veneer tables		
• Wood group 1	Prices below	Specify wood color number.
• Wood group 2	See information at left	Specify wood color number.
• Wood group 3	See information at left	Specify wood color number.
• Customiz stain	No cost	Specify with <i>Customiz stain</i> .
• Full-fill finish	Prices below	▶ See <i>Surface Materials Reference Manual</i> . Specify full-fill finish number.
Reinforcing Channel	• Reinforcing channel (available on 66"W and wider tables)	No cost
Related Products	• Bases for Universal Tables	▶ Page 247
	• Legs for Universal Tables	▶ Page 248
	• Worksurface power and communication components	▶ Page 553

Specification Information

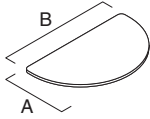
• Dimensions A B	• Style Number	U.S. Base Prices			
		• High-Pressure Laminate	• Composite Veneer	• Wood	• Full-Fill on Wood
		• Plastic 3 mm Edge	• Composite Veneer Square Edge	• Wood Square Edge	• Wood Square Edge
		• No Suffix	• Suffix SW	• Suffix SW	• Suffix SW
24"	48"	BFK2448	\$ 910	N.A.	N.A.
30"	60"	BFK3060	\$1022	N.A.	N.A.
36"	72"	BFK3672	\$1209	\$3438	\$3661
42"	84"	BFK4284	\$1825	\$3812	\$4010
48"	96"	BFK4896	\$2161	\$4185	\$4388



For Canadian Pricing
Multiply U.S. Price by the Canadian price factor.
▶ See page 1 for details.

Spanner Tables

High-Pressure Laminate, Composite Veneer, or Wood Veneer



For composite veneer group 2, wood and laminate group 2 and 3 pricing, please refer to the electronic catalog or SmartTools.

Tip: Legs to support Universal Tables must be specified separately.

Tip: For leg and support guidelines, see Table and Leg Combinations, page 229.

*Tip: To specify 3 mm edge profile, no suffix is required. For other edge profiles, add suffix to the style number. (For example, **BFSP48** becomes **BFSP48SW** for composite veneer or wood square edge profile.)*

Standard Includes	Required to Specify
<ul style="list-style-type: none"> ▶ Need help? Product details, page 224 • Table: High-Pressure Laminate price group 1 or composite veneer price group 1 • Laminate table: plastic 3 mm edge profile on all sides • Composite veneer table: composite veneer square 3 mm edge profile on all sides 	<ol style="list-style-type: none"> 1 Style number with appropriate edge profile suffix SW Composite veneer or wood with square edge <ul style="list-style-type: none"> ▶ See edge profiles below. <ol style="list-style-type: none"> 2 High-Pressure Laminate, composite veneer, or wood color number for table 3 Plastic color number for edge on laminate table, if selected 4 Options, if selected (see below) <ul style="list-style-type: none"> ▶ See <i>Surface Materials</i>, page 250.

Options	U.S. Price	Required to Specify
Surface Materials High-Pressure Laminate tables <ul style="list-style-type: none"> • Laminate price group 2 • Laminate price group 3 • Open Line laminate 	See information at left See information at left +\$111 plus cost of laminate	Specify laminate color number. Specify laminate color number. ▶ See <i>Surface Materials Reference Manual</i> .
Composite veneer tables <ul style="list-style-type: none"> • Composite veneer group 1 • Composite veneer group 2 	Prices below See information at left	Specify composite veneer color number. Specify composite veneer color number.
Wood veneer tables <ul style="list-style-type: none"> • Wood group 1 • Wood group 2 • Wood group 3 • Customiz stain 	Prices below See information at left See information at left No cost	Specify wood color number. Specify wood color number. Specify wood color number. Specify with <i>Customiz stain</i> . ▶ See <i>Surface Materials Reference Manual</i> .
<ul style="list-style-type: none"> • Full-fill finish 	Prices below	Specify full-fill finish number.

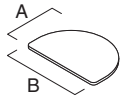
Related Products	
<ul style="list-style-type: none"> • Legs for Universal Tables • Worksurface power and communication components 	<ul style="list-style-type: none"> ▶ Page 248 ▶ Page 553

Specification Information		U.S. Base Prices				
Dimensions A B	Style Number	High-Pressure Laminate	Composite Veneer	Wood	Full-Fill on Wood	
		Plastic 3 mm Edge No Suffix	Composite Veneer Square Edge Suffix SW	Wood Square Edge Suffix SW	Wood Square Edge Suffix SW	
30"	48"	BFSP48	\$799	\$1961	\$2072	\$2180
30"	52"	BFSP52	\$851	\$1961	\$2072	\$2184
36"	60"	BFSP60	\$894	\$2430	\$2579	\$2693
36"	64"	BFSP64	\$941	\$2431	\$2580	\$2694

For Canadian Pricing
 Multiply U.S. Price by the Canadian price factor.
 ▶ See page 1 for details.

Peninsula Table

High-Pressure Laminate, Composite Veneer, or Wood Veneer



For composite veneer group 2, wood and laminate group 2 and 3 pricing, please refer to the electronic catalog or SmartTools.

Tip: Legs to support Universal Tables must be specified separately.

Tip: For leg and support guidelines, ▶ See Table and Leg Combinations, page 229.

*Tip: To specify 3 mm edge profile, no suffix is required. For other edge profiles, add suffix to the style number. (For example, **BFP2736** becomes **BFP2736SW** for composite veneer or wood square edge profile.)*

Standard Includes	Required to Specify
<ul style="list-style-type: none"> ▶ Need help? Product details, page 224 • Tables: High-Pressure Laminate price group 1 or composite veneer price group 1 • Laminate table: plastic 3 mm edge profile on all sides • Composite veneer table: composite veneer square 3 mm edge profile on all sides 	<ol style="list-style-type: none"> 1 Style number with appropriate edge profile suffix SW Composite veneer or wood with square edge <ul style="list-style-type: none"> ▶ See edge profiles below. 2 High-Pressure Laminate, composite veneer, or wood color number for table 3 Plastic color number for edge on laminate table, if selected 4 Options, if selected (see below) ▶ See <i>Surface Materials</i>, page 250.

Options	U.S. Price	Required to Specify
Surface Materials <ul style="list-style-type: none"> • High-Pressure Laminate tables • Laminate price group 2 • Laminate price group 3 • Open Line laminate 	<ul style="list-style-type: none"> See information at left See information at left +\$111 plus cost of laminate 	<ul style="list-style-type: none"> Specify laminate color number. Specify laminate color number. ▶ See <i>Surface Materials Reference Manual</i>.
<ul style="list-style-type: none"> • Composite veneer tables • Composite veneer group 1 • Composite veneer group 2 	<ul style="list-style-type: none"> Prices below See information at left 	<ul style="list-style-type: none"> Specify composite veneer color number. Specify composite veneer color number.
<ul style="list-style-type: none"> • Wood veneer tables • Wood group 1 • Wood group 2 • Wood group 3 • Customiz stain 	<ul style="list-style-type: none"> Prices below See information at left See information at left No cost 	<ul style="list-style-type: none"> Specify wood color number. Specify wood color number. Specify wood color number. Specify <i>with Customiz stain</i>. ▶ See <i>Surface Materials Reference Manual</i>.
<ul style="list-style-type: none"> • Full-fill finish 	<ul style="list-style-type: none"> Prices below 	<ul style="list-style-type: none"> Specify full-fill finish number.

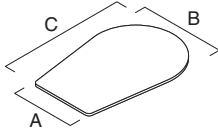
Related Products • Legs for Universal Tables ▶ Page 248

		Specification Information			
		U.S. Base Prices	High-Pressure Laminate	Composite Veneer	Wood
Dimensions A B	Style Number	 Plastic 3 mm Edge No Suffix	 Composite Veneer Square Edge Suffix SW	 Wood Square Edge Suffix SW	 Wood Square Edge Suffix SW

For Canadian Pricing
 Multiply U.S. Price by the Canadian price factor.
 ▶ See page 1 for details.

Tapered Peninsula Tables

High-Pressure Laminate, Composite Veneer, or Wood Veneer



▶ Need help? Product details, page 224

Standard Includes

- Table: High-Pressure Laminate price group 1 or composite veneer price group 1
- Laminate table: plastic 3 mm edge profile on all sides
- Composite veneer table: composite veneer square 3 mm edge profile on all sides

Required to Specify

- 1 Style number with appropriate edge profile suffix
 - SW** Composite veneer or wood with square edge
- ▶ See edge profiles below.
 - 2 High-Pressure Laminate, composite veneer, or wood color number for table
 - 3 Plastic color number for edge on laminate table, if selected
 - 4 Options, if selected (see below)
 - ▶ See *Surface Materials*, page 250.

For composite veneer group 2, wood and laminate group 2 and 3 pricing, please refer to the electronic catalog or SmartTools.

Options	U.S. Price	Required to Specify
Surface Materials		
High-Pressure Laminate tables		
• Laminate price group 2	See information at left	Specify laminate color number.
• Laminate price group 3	See information at left	Specify laminate color number.
• Open Line laminate	+\$111 plus cost of laminate	▶ See <i>Surface Materials Reference Manual</i> .
Composite veneer tables		
• Composite veneer group 1	Prices below	Specify composite veneer color number.
• Composite veneer group 2	See information at left	Specify composite veneer color number.
Wood veneer tables		
• Wood group 1	Prices below	Specify wood color number.
• Wood group 2	See information at left	Specify wood color number.
• Wood group 3	See information at left	Specify wood color number.
• Customiz stain	No cost	Specify with <i>Customiz stain</i> .
• Full-fill finish	Prices below	▶ See <i>Surface Materials Reference Manual</i> . Specify full-fill finish number.

Tip: Legs to support Universal Tables must be specified separately.

Tip: For leg and support guidelines, ▶ See Table and Leg Combinations, page 229.

Tip: To specify 3 mm edge profile, no suffix is required. For other edge profiles, add suffix to the style number. (For example, **BFTP48** becomes **BFTP48SW** for composite veneer or wood square edge profile.)

Related Products		
• Legs for Universal Tables		▶ Page 248
• Worksurface power and communication components		▶ Page 553

Specification Information		U.S. Base Prices			
		High-Pressure Laminate	Composite Veneer	Wood	Full-Fill on Wood
Dimensions	Style Number	Plastic 3 mm Edge	Composite Veneer Square Edge	Wood Square Edge	Wood Square Edge
A B C		No Suffix	Suffix SW	Suffix SW	Suffix SW
27" 32" 48"	BFTP48	\$1090	\$2472	\$2610	\$2701
33" 40" 60"	BFTP60	\$1112	\$2567	\$2713	\$2812

For Canadian Pricing
Multiply U.S. Price by the Canadian price factor.
▶ See page 1 for details.

Round Tables

High-Pressure Laminate, Composite Veneer, or Wood Veneer



Standard Includes	Required to Specify
<ul style="list-style-type: none"> ▶ Need help? Product details, page 224 • Table: High-Pressure Laminate price group 1 or composite veneer price group 1 • Laminate table: plastic 3 mm edge profile on all sides • Composite veneer table: composite veneer square 3 mm edge profile on all sides 	<ol style="list-style-type: none"> 1 Style number with appropriate edge profile suffix K Laminate with knife edge SW Composite veneer or wood with square edge <ul style="list-style-type: none"> ▶ See edge profiles below. 2 High-Pressure Laminate, composite veneer, or wood color number for table 3 Plastic color number for edge on laminate table, if selected 4 Options, if selected (see below) ▶ See <i>Surface Materials</i>, page 250.






For composite veneer group 2, wood and laminate group 2 and 3 pricing, please refer to the electronic catalog or SmartTools.

Options	U.S. Price	Required to Specify
Surface Materials <ul style="list-style-type: none"> • High-Pressure Laminate tables <ul style="list-style-type: none"> • Laminate price group 2 • Laminate price group 3 • Open Line laminate • Composite veneer tables <ul style="list-style-type: none"> • Composite veneer group 1 • Composite veneer group 2 • Wood veneer tables <ul style="list-style-type: none"> • Wood group 1 • Wood group 2 • Wood group 3 • Customiz stain • Full-fill finish 	<ul style="list-style-type: none"> See information at left See information at left +\$111 plus cost of laminate Prices below See information at left Prices below See information at left See information at left No cost Prices below 	<ul style="list-style-type: none"> Specify laminate color number. Specify laminate color number. ▶ See <i>Surface Materials Reference Manual</i>. Specify composite veneer color number. Specify composite veneer color number. Specify wood color number. Specify wood color number. Specify wood color number. Specify with <i>Customiz stain</i>. ▶ See <i>Surface Materials Reference Manual</i>. Specify full-fill finish number.
Related Products <ul style="list-style-type: none"> • Bases for Universal Tables • Legs for Universal Tables 		<ul style="list-style-type: none"> ▶ Page 247 ▶ Page 248

Tip: Bases and legs to support Universal Tables must be specified separately.

Tip: For base and leg support guidelines, ▶ See Table and Base Combinations, page 228 and Table and Leg Combinations, page 229.

*Tip: To specify 3 mm edge profile, no suffix is required. For other edge profiles, add suffix to the style number. (For example, **BFR30** becomes **BFR30SW** for composite veneer or wood square edge profile.)*

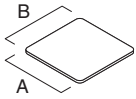
		Specification Information				
		U.S. Base Prices				
		High-Pressure Laminate	Composite Veneer	Wood	Full-Fill on Wood	
Diameter	Style Number					
		• Plastic 3 mm Edge	• Plastic Knife Edge	• Composite Veneer Square Edge	• Wood Square Edge	• Wood Square Edge
		No Suffix	Suffix K	Suffix SW	Suffix SW	Suffix SW
30"	BFR30	\$ 693	\$ 981	N.A.	N.A.	N.A.
36"	BFR36	\$ 741	\$1029	\$2454	\$2625	\$2698
42"	BFR42	\$ 823	\$1111	\$2582	\$2758	\$2838
48"	BFR48	\$ 898	\$1186	\$2875	\$3072	\$3162
54"	BFR54	\$1078	\$1366	\$3176	\$3386	\$3480



For Canadian Pricing
 Multiply U.S. Price by the Canadian price factor.
 ▶ See page 1 for details.

Square Tables

High-Pressure Laminate, Composite Veneer, or Wood Veneer



Standard Includes

▶ Need help? Product details, page 224

- Table: High-Pressure Laminate price group 1 or composite veneer price group 1
- Laminate table: plastic 3 mm edge profile on all sides
- Composite veneer table: composite veneer square 3 mm edge profile on all sides

Required to Specify

- 1 Style number with appropriate edge profile suffix
SW Composite veneer or wood with square edge
- ▶ See edge profiles below.
- 2 High-Pressure Laminate, composite veneer, or wood color number for table
- 3 Plastic color number for edge on laminate table, if selected
- 4 Options, if selected (see below)
- ▶ See *Surface Materials*, page 250.

For composite veneer group 2, wood and laminate group 2 and 3 pricing, please refer to the electronic catalog or SmartTools.

Options

Surface Materials

High-Pressure Laminate tables

- Laminate price group 2 See information at left
- Laminate price group 3 See information at left
- Open Line laminate +\$111 plus cost of laminate

Specify laminate color number.
Specify laminate color number.
▶ See *Surface Materials Reference Manual*.

Composite veneer tables

- Composite veneer group 1 Prices below
- Composite veneer group 2 See information at left

Specify composite veneer color number.
Specify composite veneer color number.

Wood veneer tables

- Wood group 1 Prices below
- Wood group 2 See information at left
- Wood group 3 See information at left
- Customiz stain No cost
- Full-fill finish Prices below

Specify wood color number.
Specify wood color number.
Specify wood color number.
Specify with *Customiz stain*.
▶ See *Surface Materials Reference Manual*.
Specify full-fill finish number.

Related Products

- Bases for Universal Tables
- Legs for Universal Tables
- Worksurface power and communication components

- ▶ Page 247
- ▶ Page 248
- ▶ Page 553

Tip: Bases and legs to support Universal Tables must be specified separately.

Tip: For base and leg support guidelines,

▶ See Table and Base Combinations, page 228 and Table and Leg Combinations, page 229.

*Tip: To specify 3 mm edge profile, no suffix is required. For other edge profiles, add suffix to the style number. (For example, **BFRQ30** becomes **BFRQ30SW** for composite veneer or wood square edge profile.)*

Specification Information

Dimensions		Style Number	U.S. Base Prices			
A	B		High-Pressure Laminate	Composite Veneer	Wood	Full-Fill on Wood
			Plastic 3 mm Edge	Composite Veneer Square Edge	Wood Square Edge	Wood Square Edge
			No Suffix	Suffix SW	Suffix SW	Suffix SW
24"	24"	BFRQ24	\$ 368	N.A.	N.A.	N.A.
30"	30"	BFRQ30	\$ 542	\$1478	\$1572	\$1637
36"	36"	BFRQ36	\$ 764	N.A.	N.A.	N.A.
42"	42"	BFRQ42	\$ 843	\$2012	\$2129	\$2209
48"	48"	BFRQ48	\$ 927	\$2227	\$2357	\$2446
54"	54"	BFRQ54	\$1112	\$2492	\$2630	\$2724



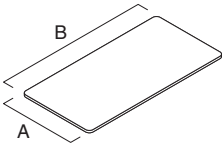
For Canadian Pricing

Multiply U.S. Price by the Canadian price factor.

▶ See page 1 for details.

Rectangle Tables

High-Pressure Laminate, Composite Veneer, or Wood Veneer



For composite veneer group 2, wood and laminate group 2 and 3 pricing, please refer to the electronic catalog or SmartTools.

Tip: Select the reinforcing channel option if the table will be supported by legs. Channels are not required if the table will be supported by T- or X-bases.

Tip: Bases and legs to support Universal Tables must be specified separately.

Tip: For base and leg support guidelines, see Table and Base Combinations, page 228 and Table and Leg Combinations, page 229.

*Tip: To specify 3 mm edge profile, no suffix is required. For other edge profiles, add suffix to the style number. (For example, **BFRR3672** becomes **BFRR3672SW** for composite veneer or wood square edge profile.)*

For Canadian Pricing
Multiply U.S. Price by the Canadian price factor.
▶ See page 1 for details.

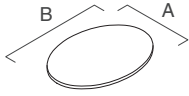
Standard Includes		Required to Specify
▶ Need help? Product details, page 224	<ul style="list-style-type: none"> Table: High-Pressure Laminate price group 1 or composite veneer price group 1 Laminate table: plastic 3 mm edge profile on all sides Composite veneer table: composite veneer square 3 mm edge profile on all sides 	1 Style number with appropriate edge profile suffix SW Composite veneer or wood with square edge ▶ See edge profiles below. 2 High-Pressure Laminate, composite veneer, or wood color number for table 3 Plastic color number for edge on laminate table, if selected 4 Options, if selected (see below) ▶ See <i>Surface Materials</i> , page 250.

Options	U.S. Price	Required to Specify
Surface Materials <ul style="list-style-type: none"> High-Pressure Laminate tables <ul style="list-style-type: none"> Laminate price group 2 Laminate price group 3 Open Line laminate Composite veneer tables <ul style="list-style-type: none"> Composite veneer group 1 Composite veneer group 2 Wood veneer tables <ul style="list-style-type: none"> Wood group 1 Wood group 2 Wood group 3 Customiz stain Full-fill finish 	See information at left See information at left +\$111 plus cost of laminate Prices below See information at left Prices below See information at left See information at left No cost Prices below	Specify laminate color number. Specify laminate color number. ▶ See <i>Surface Materials Reference Manual</i> . Specify composite veneer color number. Specify composite veneer color number. Specify wood color number. Specify wood color number. Specify wood color number. Specify with <i>Customiz stain</i> . ▶ See <i>Surface Materials Reference Manual</i> . Specify full-fill finish number.
Reinforcing Channel <ul style="list-style-type: none"> Reinforcing channel (available on 66"W and wider tables) 	No cost	Specify with <i>reinforcing channel</i> .
Related Products <ul style="list-style-type: none"> Bases for Universal Tables Legs for Universal Tables Worksurface power and communication components 		▶ Page 247 ▶ Page 248 ▶ Page 553

Dimensions		Style Number	U.S. Base Prices			
A	B		High-Pressure Laminate	Composite Veneer	Wood	Full-Fill on Wood
			Plastic 3 mm Edge	Composite Veneer Square Edge	Wood Square Edge	Wood Square Edge
			No Suffix	Suffix SW	Suffix SW	Suffix SW
36"	60"	BFRR3660	\$1068	N.A.	N.A.	N.A.
36"	66"	BFRR3666	\$1133	N.A.	N.A.	N.A.
36"	72"	BFRR3672	\$1209	\$3550	\$3784	\$3944
42"	84"	BFRR4284	\$1825	\$3824	\$4024	\$4188
48"	96"	BFRR4896	\$2161	\$3928	\$4105	\$4274

Oval Tables

High-Pressure Laminate



For laminate group 2 and 3 pricing, please refer to the electronic catalog or SmartTools.

Tip: Bases and legs to support Universal Tables must be specified separately.

Tip: For base and leg support guidelines, see Table and Base Combinations, page 228 and Table and Leg Combinations, page 229.

Standard Includes		Required to Specify
-------------------	--	---------------------

<ul style="list-style-type: none"> ▶ Need help? Product details, page 224 	<ul style="list-style-type: none"> • Tables: High-Pressure Laminate price group 1 • Laminate table: plastic 3 mm edge profile on all sides 	<ol style="list-style-type: none"> 1 Style number ▶ See edge profiles below. 2 High-Pressure Laminate color number for table 3 Plastic color number for edge on laminate table 4 Options, if selected (see below) ▶ See <i>Surface Materials</i>, page 250.
--	--	---

Options	U.S. Price	Required to Specify
---------	------------	---------------------

Surface Materials <ul style="list-style-type: none"> • High-Pressure Laminate tables • Laminate price group 2 • Laminate price group 3 • Open Line laminate 	<ul style="list-style-type: none"> See information at left See information at left +\$111 plus cost of laminate 	<ul style="list-style-type: none"> Specify laminate color number. Specify laminate color number. ▶ See <i>Surface Materials Reference Manual</i>.
---	---	--

Related Products <ul style="list-style-type: none"> • Bases for Universal Tables • Legs for Universal Tables 	<ul style="list-style-type: none"> ▶ Page 247 ▶ Page 248
--	--

Specification Information

Dimensions		Style Number	U.S. Base Price
A	B		High-Pressure Laminate
21"	42"	BEL2142	\$ 816
30"	42"	BEL3042	\$ 889
36"	48"	BEL3648	\$ 964
30"	60"	BEL3060	\$1194
36"	72"	BEL3672	\$1209
42"	78"	BEL4278	\$1800
48"	96"	BEL4896	\$2161
.	.	.	.

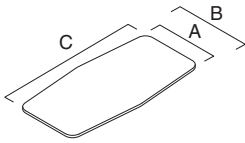


• Plastic 3 mm Edge

For Canadian Pricing
 Multiply U.S. Price by the Canadian price factor.
 ▶ See page 1 for details.

Hex Conference Tables

High-Pressure Laminate



Tip: Hex conference tables 150"W or larger are shipped in two pieces. Tight-joint fasteners are supplied for proper assembly.

For laminate group 2 and 3 pricing, please refer to the electronic catalog or SmartTools.

Tip: Bases to support Universal Tables must be specified separately.

Tip: For base support guidelines, see Table and Leg Combinations, page 229.

Standard Includes		Required to Specify
<ul style="list-style-type: none"> ▶ Need help? Product details, page 224 	<ul style="list-style-type: none"> • Tables: High-Pressure Laminate price group 1 • Laminate table: plastic 3 mm edge profile on all sides • Reinforcing channels, for tables 120"W or wider • Tight-joint fasteners for tables 150"W or wider 	<ol style="list-style-type: none"> 1 Style number 2 High-Pressure Laminate color number for table 3 Plastic color number for edge on laminate table 4 Options, if selected (see below) <p>▶ See <i>Surface Materials</i>, page 250.</p>

Options	U.S. Price	Required to Specify
Surface Materials High-Pressure Laminate tables <ul style="list-style-type: none"> • Laminate price group 2 • Laminate price group 3 • Open Line laminate 	See information at left See information at left +\$111 plus cost of laminate	Specify laminate color number. Specify laminate color number. ▶ See <i>Surface Materials Reference Manual</i> .

Related Products <ul style="list-style-type: none"> • Bases for Universal Tables 	▶ Page 247
--	------------

Specification Information

U.S. Base Prices High-Pressure Laminate



Dimensions			Style	Plastic
A	B	C	Number	3 mm Edge
30"	36"	60"	BHEX3660	\$1068
30"	36"	66"	BHEX3666	\$1133
30"	36"	72"	BHEX3672	\$1209
36"	42"	96"	BHEX4296	\$2067
38"	48"	120"	BHEX48120	\$4993
38"	48"	150"	BHEX48150	\$7292
38"	48"	180"	BHEX48180	\$7583
.



For Canadian Pricing
 Multiply U.S. Price by the Canadian price factor.
 ▶ See page 1 for details.

Bases for Universal Tables

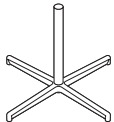
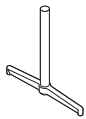
Standard Includes		Required to Specify
<ul style="list-style-type: none"> ▶ Need help? Product details, page 226 	<ul style="list-style-type: none"> • Column: paint • Base: paint • Adjustable leveling glides: black plastic 	<ul style="list-style-type: none"> 1 Style number 2 Paint color number for column 3 Paint color number for base 4 Options, if selected (see below) ▶ See <i>Surface Materials</i>, page 250.

Options	U.S. Price	Required to Specify
Surface Materials <ul style="list-style-type: none"> • Base • Paint price group 1 • Paint price group 2 • Paint price group 3 • Polished column and base • Polished base with painted column 	<ul style="list-style-type: none"> No cost +\$ 31 +\$ 55 +\$256 +\$256 	<ul style="list-style-type: none"> Specify paint color number Specify paint color number. Specify paint color number. Specify with <i>8046 Polished Aluminum base and 9201 Polished Chrome column.</i> Specify with <i>8046 Polished Aluminum base only</i> and select paint color number for column.

Specification Information			
Width	Column Diameter	Style Number	U.S. Base Price

T-Bases			
26"	2 1/4"	BT26	\$511
36"	2 1/4"	BT36	\$631

X-Bases			
26"	2 1/4"	BX26	\$576
36"	2 1/4"	BX36	\$743



 **For Canadian Pricing**
 Multiply U.S. Price by the Canadian price factor.
 ▶ See page 1 for details.

Legs for Universal Tables

Adjustable-Height Legs

Tip: Corner tables require a leg in the back corner. Be sure to order fifth leg if specifying a package of four.

Tip: See Table and Leg Combinations page for number of legs required per table.
▶ Page 229

Tip: Dimensions listed are nominal and include the thickness of a table.



Standard Includes	Required to Specify
<ul style="list-style-type: none"> ▶ Need help? Product details, page 227 • Table legs: paint • Glides, if selected: paint to match legs • Locking casters, if selected: paint to match legs • Attachment hardware 	<ul style="list-style-type: none"> 1 Style number 2 Paint color number for leg 3 Options, if selected (see below) ▶ See <i>Surface Materials</i>, page 250.

Options	U.S. Price	Required to Specify
Surface Materials <ul style="list-style-type: none"> • Paint price group 1 • Paint price group 2 	No cost +\$32 per leg	Specify paint color number. Specify paint color number.

Specification Information

Planning Height	Style Number	U.S. Base Price	Planning Height	Style Number	U.S. Base Price
Adjustable-Height Leg with Glide			Package of Four Adjustable-Height Legs with Glides		
25½"–31½"	BADJ	\$356	25½"–31½"	BADJ4	\$1424
Adjustable-Height Leg with Caster			Package of Four Adjustable-Height Legs with Casters		
25½"–31½"	BADJC	\$396	25½"–31½"	BADJ4C	\$1584



For Canadian Pricing
Multiply U.S. Price by the Canadian price factor.
▶ See page 1 for details.

Post Legs

With Alignment Tab

Tip: See Table and Leg Combinations page for number of legs required per worksurface.

▶ Page 229

Tip: Corner tables require a leg in the back corner. Be sure to order fifth leg if specifying a package of four.

Tip: Height dimensions listed are nominal and include the thickness of a table.



Standard Includes	Required to Specify
<ul style="list-style-type: none"> ▶ Need help? Product details, page 227 • Table legs: paint • Attachment hardware • Non-locking caster, if selected: black plastic only 	<ul style="list-style-type: none"> 1 Style number 2 Paint color number for legs. 3 Options, if selected (see below) ▶ See <i>Surface Materials</i>, page 250.

Options	U.S. Price	Required to Specify
Surface Materials <ul style="list-style-type: none"> • Paint price group 1 • Paint price group 2 • Paint price group 3 	No cost +\$32 per leg +\$55 per leg	Specify paint color number. Specify paint color number. Specify paint color number.

Specification Information

Planning Height	Style Number	U.S. Base Price	Planning Height	Style Number	U.S. Base Price
Post Leg with Glide			Package of Four Post Legs with Glides		
28½"	BPL	\$231	28½"	BPL4	\$ 924
Post Leg with Caster			Package of Four Post Legs with Casters		
28½"	BPLC	\$259	28½"	BPL4C	\$1036

 **For Canadian Pricing**
 Multiply U.S. Price by the Canadian price factor.
 ▶ See page 1 for details.

Surface Materials

Resources

For more information about surface materials, refer to the following resources:

Additional surface materials specification tools are available to assist you in the specification process—the Surface Materials Binders.

The global surface materials palette is a core collection of finishes that is available across multiple geographies (Americas/EMEA – Europe, Middle East, and Africa/ APAC – Asia Pacific) and on global product lines, where applicable. For a list of finishes included in the offering, see the *Surface Materials Reference Manual*. Additional details, like product approvals by geography and finish number conversions, can also be found in the *Surface Materials Reference Manual* or see steelcase.com/surface-materials.

Surface Materials Binders

- include:
- *Surface Materials Reference Manual*
 - A complete set of swatch cards for hard surfaces, vertical surface fabrics, and seating upholstery

Paint

Tip: All products may not be available in all colors listed below.

- ▶ See page 253 for an overview of the paint colors available on each component.

Steelcase Surfaces

Price Group 1

Smooth Paint

- 4238 Mocha
- 4239 Clay
- 4240 Chalk
- 4242 Milk

Textured Paint

- 7207 Black
- 7225 Sand
- 7237 Slate
- 7238 Fieldstone
- 7239 Midnight **E**
- 7241 Arctic White
- 7243 Seagull
- 7250 Sterling Dark Solid
- 7360 Merle

Price Group 2

Smooth Metallic Paint

- 4750 Champagne Metallic
- 4798 Sterling Metallic **E**
- 4799 Platinum Metallic
- 4803 Near Black Metallic

Smooth Paint

- 4700 Warm White

Price Group 3

Accent Paint

- 1ATG Rose Quartz
- 4AV3 Blue Jay
- 4AV4 Baltic
- 4AX1 Citron
- 4AY2 Chili
- 4AZ5 Marlin
- 4CL1 Dark Olivine
- 4CL2 Ice Blue
- 4CL3 Aura
- 4CL4 Sea Glass
- 4CL5 Light Matcha
- 4CL6 Terra
- 4CL7 Sandstone
- 4CL8 Smokey Plum
- 4CZ5 Honey
- 4CZ6 Lagoon
- 4CZ8 Light Peacock

Coatings

- 1ATT Cast Shadow

Lux Coatings

- 4B20 Obsidian
- 4B22 Matte Brass
- 4B23 Burnished Bronze
- 4B24 Night Bronze
- 4B25 Matte Copper
- 4B26 Smoked Mica
- 4B29 Cast Iron

Tip: Not all Price Group 3 paints are available on adjustable-height worksurface bases.

Custom Surfaces

Price Group 3

PerfectMatch

PerfectMatch is a service that allows you to create your own paint color. Refer to the *Surface Materials Reference Manual* for more information about this program.

Tip: Not all Price Group 3 paints are available on adjustable-height worksurface bases.

Accessory Paint

Steelcase Surfaces

- Applies to:
- Adjustable-height leg with glides
 - Universal table bases
- 4140 Arctic White Gloss
 - 4144 Black Gloss

Laminate

- Applies to:
- Universal Tables—High-Pressure Laminate

Steelcase Surfaces

High-Pressure Laminate

Price Group 1

Fiber Laminate

- 2850 Vanadium Fiber
- 2854 Vellum Fiber **E**
- 2860 Granite Fiber
- 2862 Stucco Fiber **E**

Micro Laminate

- 2920 Marl Micro
- 2921 Gypsum Micro
- 2922 Clay Micro

Patina Laminate

- 2870 Blonde Bronze Patina
- 2873 Instant Iron Patina

Solid Laminate

- 2722 Cream **E**
- 2730 Arctic White
- 2746 Black
- 2759 Warm White
- 2811 Mist **E**
- 2883 Seagull
- 2884 Milk
- 2885 Dune
- 2HAA Persian Salt
- 2HAB Rose
- 2HAC Indigo
- 2HAD Green Citrine **E**
- 2HAE Dark Olivine
- 2HAF Cloudy
- 2HMG Merle
- 2HWU Clay
- 2HWV Chalk

Speckle Laminate

- 2820 Coffee Speckle **E**
- 2823 Driftwood Speckle
- 2824 Smoke Speckle
- 2825 Vanadium Speckle

Tip: Some wood veneer finishes and woodgrain laminates share the same name. Because of the difference in materials, veneers and laminates of the same name are not an exact match but do coordinate with each other.

Woodgrain Laminate

- 2406 Clear Cherry **E**
- 2409 Clear Maple
- 2410 Graphite Walnut
- 2412 Natural Cherry
- 2422 Medium Cherry **E**
- 2511 Winter on Maple **E**
- 2535 Virginia Walnut
- 2536 Blackwood
- 2538 Clear Walnut
- 2592 Blonde on Maple **E**
- 2714 Natural Walnut **E**
- 2HAK Clear Oak
- 2HAN Ash Noce
- 2HAT Acacia
- 2HAW Ash Wenge
- 2HBN Bisque Noce
- 2HBW Bisque Wenge
- 2HCN Clay Noce
- 2HCV Clay Wenge
- 2HSN Storm Noce
- 2HSW Storm Wenge
- 2HWA Grey Kingswood
- 2HWB Planked Walnut
- 2HWD Resolute Walnut
- 2HWE Natural Recon
- 2HWF Smoked Walnut **E**
- 2HZA Waxed Maple
- 2HQB Natural Ash
- 2HQC Aged Ash
- 2HZD Ashwood Oak
- 2HZE Ashwood Beige
- 2HZF White Washed Birchply

Price Group 2

Textured Laminate

- 2TH2 Fawn Cypress
 - 2TH4 Saddle Oak
 - 2TH5 Veranda Teak
 - 2TH7 Walnut Heights
 - 2UH1 Reclaimed Aggregate
 - 2UH2 Reclaimed Gravel
 - 2UH4 Cement *
 - 2UH6 Sheetrock
- *2UH4 Cement has limited availability, determined by product sizing and/or options.*

Price Group 3

Solid Laminate

- 24H1 Satin White
- 24H2 Satin Black
- 24H3 Satin Stone
- 24H4 Satin Mocha

E = Excluded

Custom Surfaces

Open Line Laminate (OLL)

This service allows you to order non-standard laminate at an additional processing fee of \$ 111 U.S. per unit, plus the cost of the laminate.

High-Pressure Laminate pricing does not include premium or digitally printed patterns from any suppliers. Laminate cost may also vary for basic or standard laminates from other suppliers. Please contact the OLL consultant at 616.475.2426 for pricing. The cost of the laminate will be added to your invoice as a separate line on the acknowledgement.

When processing orders for Open Line laminate on Universal worksurfaces and Universal Storage tops, specify 2900 in the laminate finish field and enter the OLL manufacturer information. Enter the required edge finish as you would a standard laminate.

Laminate Approval and Material Requirements

To confirm whether a particular laminate has already been tested for use on a specific Steelcase product or to determine material square foot requirements:

- Visit www.steelcase.com

For additional information, refer to the *Steelcase Surface Materials Reference Manual*.

Wood

Applies to:

- Universal tables—wood veneer

Steelcase carefully selects veneer and solid wood for consistent color and grain structure. Wood is a natural material and variations will occur in color, grain and texture. These variations are part of the inherent natural beauty of wood and are not considered defects.

All wood products will darken with age and exposure to ultraviolet light. This is especially apparent with cherry and maple veneer. We recommend that desk accessories be rearranged periodically to ensure even aging of wood surfaces.

When storing your wood furniture, please follow the following guidelines:

- Do not store products in trailers
- Store products in areas that simulate office temperatures (60°F to 90°F)
- Store products in areas that maintain constant, office-like humidity levels
- Keep product away from light. Cover products to make sure they are not exposed to light.

ⓔ = Excluded

Steelcase Surfaces

Veneers are matched for proper balance and consistency. Veneers are available flat cut or quarter cut, except for Oak, which is rift cut. Refer to the *Surface Materials Reference Manual* for descriptions of each cut.

Open-pore finish is a medium gloss finish that leaves the wood grain texture visible to the eye and distinguishable to the touch.

Veneer

Wood Group 1

Flat-Cut Open-Pore

- 3062 FC/OP Graphite Walnut
- 3402 FC/OP Clear Cherry (Aged) ⓔ
- 3412 FC/OP Natural Cherry ⓔ
- 3422 FC/OP Medium Cherry
- 3522 FC/OP Clear Maple
- 3592 FC/OP Blonde on Maple ⓔ
- 3702 FC/OP Clear Walnut
- 3712 FC/OP Natural Walnut
- 3752 FC/OP Medium Walnut ⓔ
- 3762 FC/OP Dark Walnut
- 3772 FC/OP Medium Mahogany on Walnut

Flat-Cut Open-Pore, Natural Veneer

- 3342 FC/OP Black Walnut
- 35A2 FC/OP Blanch Maple
- 37A2 FC/OP Thunder Walnut

Quarter-Cut Open-Pore

- 3042 QC/OP Ash ⓔ
- 3222 QC/OP Clear Maple
- 3292 QC/OP Blonde on Maple ⓔ
- 3302 QC/OP Clear Walnut
- 3312 QC/OP Natural Walnut
- 3352 QC/OP Medium Walnut ⓔ
- 3362 QC/OP Dark Walnut
- 3372 QC/OP Medium Mahogany on Walnut
- 3382 QC/OP Graphite Walnut

Quarter-Cut Open-Pore, Natural Veneer

- 32A2 QC/OP Blanch Maple
- 33A2 QC/OP Thunder Walnut
- 3392 QC/OP Black Walnut

Rift-Cut Open-Pore

- 3602 RC/OP Desert Oak

Rift-Cut Full-Fill, Natural Veneer

- 36A2 RC/OP Volcanic Oak

Wood Group 3

Flat-Cut Open-Pore, Natural Veneer

- 3082 FC/OP Washed Walnut

Wood Group 1

Open-Pore Planked Veneer

- 3P41 OP Planked Cherry
- 3P51 OP Planked Maple
- 3P61 OP Planked Oak
- 3P71 OP Planked Walnut
- 3VFX OP Unmarked Oak

Tip: Known for its uniqueness, planked veneer has intentional and natural variations that include, but are not limited to: character marks, grain pattern, color, and natural color aging.

Full-Fill

Full-fill finish is a medium-gloss finish that completely fills the grain texture, yet allows the grain pattern to be seen. The wood has a lustrous, satiny look, and it is smooth to the touch. This finish is available on the wood worksurface or field-installed top only.

Wood Group 2

Flat-Cut Full-Fill

- 3064 FC/FF Graphite Walnut ⓔ
- 3404 FC/FF Clear Cherry (Aged) ⓔ
- 3414 FC/FF Natural Cherry ⓔ
- 3424 FC/FF Medium Cherry ⓔ
- 3524 FC/FF Clear Maple ⓔ
- 3544 FC/FF Blonde on Maple ⓔ
- 3704 FC/FF Clear Walnut ⓔ
- 3714 FC/FF Natural Walnut ⓔ
- 3754 FC/FF Medium Walnut ⓔ
- 3764 FC/FF Dark Walnut ⓔ
- 3774 FC/FF Medium Mahogany on Walnut ⓔ

Flat-Cut Full-Fill, Natural Veneer

- 3734 FC/FF Black Walnut ⓔ

Quarter-Cut Full-Fill

- 3224 QC/FF Clear Maple ⓔ
- 3294 QC/FF Blonde on Maple ⓔ
- 3304 QC/FF Clear Walnut ⓔ
- 3314 QC/FF Natural Walnut ⓔ
- 3354 QC/FF Medium Walnut ⓔ
- 3364 QC/FF Dark Walnut ⓔ
- 3374 QC/FF Medium Mahogany on Walnut ⓔ
- 3384 QC/FF Graphite Walnut ⓔ

Quarter-Cut Full-Fill, Natural Veneer

- 3394 QC/FF Black Walnut ⓔ

Rift-Cut Full-Fill

- 3604 RC/FF Desert Oak ⓔ

Wood Group 3

Flat-Cut Full-Fill, Natural Veneer

- 3084 FC/FF Washed Walnut ⓔ

Premium Veneers

A selection of Premium veneers in this collection are available on most Steelcase brand products. The collection will be available as close to standard leadtimes as possible. However, because adequate supplies of veneer and solids must be secured, all orders will be scheduled individually. Leadtimes will vary based on Premium veneer and Premium solids availability at the time the order is placed. The collection is available as Wood Group 3 as part of our Select Surfaces program, and supported like standard veneers to make ordering easy. Please see the Steelcase surface materials section on village.steelcase.com for sample information and product line availability. All premium veneers are in clear-coat.

Wood Group 3

Quarter-Cut Open-Pore

- 3832 QC/OP Figured Anegre

Select Surfaces

Composite Veneer

Composite veneers are an engineered wood intended to create specific grain patterns and characteristics. They are pre-stained and finished with Steelcase's Clarity water-borne UV topcoat, which protects the environment while providing durability and clarity. Only open-pore finishes are available on composite wood. Composite veneer and matching edge bands are available on most Steelcase brand products. Composites, for use as a solid nosing substitute, are not available. Steelcase does not recommend mixing composite veneers with natural solid nosings because composite and natural wood grain and color matching are rarely compatible. Composite veneers are available as Wood Group 1 pricing as part of our Select Surfaces program.

Composite Veneer Group 1

Composite Flat-Cut Open-Pore

- 3JDX FC/OP Oak Composite
- 3JJX FC/OP Walnut Composite
- 3LAX FC/OP Graphite on Oak Composite
- 3LCX FC/OP Medium Cherry on Cherry Composite

Composite Quarter-Cut Open-Pore

- 3F8X QC/OP European Walnut Composite
- 3GGX QC/OP Zebrano Composite
- 3HGX QC/OP Oak Composite
- 3HVX QC/OP Walnut Composite
- 3LBX QC/OP Clear Walnut on Walnut Composite
- 3LDX QC/OP Natural Walnut on Walnut Composite
- 3ZNX QC/OP Night Cerused Oak Composite

Composite Veneer Group 2

Composite Flat-Cut Open-Pore

- 3LHX FC/OP Espresso on Walnut Composite

Composite Quarter-Cut Open-Pore

- 3LEX QC/OP Desert Oak on Oak Composite
- 3LGX QC/OP Chai on Walnut Composite
- 3LJX QC/OP Ebony on Walnut Composite

Custom Surfaces

Customiz stain is a service that allows you to create your own stain colors and finishes on standard veneer. Customiz stain color is available on all product lines that offer wood veneer.

A \$500 stain-matching fee applies on CUSTOMIZ requests (Exception: The \$500 fee does not apply on matches to Coalesse standard finishes or for a low-gloss finish request on a standard color). The \$500 fee covers the cost of formulating the Customiz color finish and applies regardless of whether or not an order for product is placed.

In addition, an approval form must be signed to indicate customer acceptance of Customiz match. A \$1500 initiation fee will be charged prior to first order entry. This initiation fee activates the finish for unlimited use on any Steelcase product for an 18 month time period. After the 18 month time period has lapsed, the Customiz finish may be reactivated for another 18 months for a \$1000 fee at any point within five years after the \$1500 initiation fee was paid. If the finish is not reactivated within five years after the \$1500 initiation fee was paid, the finish will be culled and the customer will need to pay the \$1500 initiation fee again. All style number related Customiz charges products are no cost as of April 2014. The matching and initiation fees are not discountable.

Customiz stain takes 10 days to formulate. Consult the *Surface Materials Reference Manual* for more information. Custom veneers are also available and must be quoted by Steelcase specials group. Customiz stain on custom veneers takes 2 to 4 weeks to formulate.

Requirements and information on ordering a Customiz stain color are found in the *Surface Materials Reference Manual*.

Plastic

Steelcase Surfaces

Applies to:

- 3 mm edge profile Universal Tables with High-Pressure Laminate

- 6000 Black
- 6001 Coffee **E**
- 6009 Arctic White
- 6034 Natural Cherry
- 6036 Medium Cherry
- 6037 Winter on Maple
- 6038 Blonde on Maple **E**
- 6041 Natural Walnut **E**
- 6052 Milk
- 6053 Seagull
- 6169 Stone
- 6170 Mocha
- 61AA Persian Salt
- 61AB Rose
- 61AC Indigo
- 61AD Green Citrine **E**
- 61AE Dark Olive
- 61AF Cloudy
- 6213 Acacia
- 6219 Clear Oak
- 6231 Graphite Walnut
- 6237 Clear Maple
- 6242 Virginia Walnut
- 6243 Blackwood
- 6245 Clear Walnut
- 6249 Platinum Solid
- 6271 Plywood
- 6527 Merle
- 6615 Grey V5
- 6619 Ice **E**
- 6631 Cream **E**
- 6635 Dawn **E**
- 6636 Mist
- 6654 Sand
- 6655 Warm White
- 6694 Slate **E**
- 6695 Midnight
- 6697 Fog
- 6698 Fieldstone
- 66WA Grey Kingswood
- 66WB Planked Walnut
- 66WD Resolute Walnut
- 66WE Natural Recon
- 66WF Smoked Walnut
- 66WU Clay
- 66WV Chalk
- 6703 Ash Wenge
- 6704 Storm Wenge
- 6705 Bisque Wenge
- 6706 Clay Wenge
- 6707 Ash Noce
- 6708 Bisque Noce
- 6709 Clay Noce
- 6710 Storm Noce
- 6T02 Fawn Cypress
- 6T04 Saddle Oak
- 6T05 Veranda Teak
- 6T07 Walnut Heights
- 6T08 Aggregate
- 6T09 Gravel
- 6T10 Cement
- 6T12 Sheetrock

Tip: Light color plastic edges are susceptible to degradation due to normal wear and tear. Staining (e.g., ball point pen or clothing dyes such as blue jeans) and dirt effects are more pronounced in light colors and are not considered defects.

Metal

Steelcase Surfaces

Applies to:

- 2½" round grommet
- 9201 Polished Chrome
- 9211 Nickel

Applies to:

- X-base and T-base
- 8046 Polished Aluminum (base)
- 9201 Polished Chrome (column)

E = Excluded

Paint Color Availability Matrix

	Paint Price Group 1 (Smooth)				Paint Price Group 1 (Textured)								Paint Price Group 2 (Metallic)				
Worksurfaces, Desks, and Tables																	
Post legs and columns	■	■	■	■	■	■	■	■	■	■	■	■	■	■	■	■	■
Adjustable-height legs	•	•	•	•	■	•	•	•	•	•	•	•	•	•	■	□	■
Universal table bases	■	■	■	■	■	■	■	■	■	■	■	■	■	■	■	■	■

	Accessory Paint		Paint Price Group 3 (Lux Coatings)					
Worksurfaces, Desks, and Tables								
Post legs and columns	•	•	■	■	■	■	■	■
Adjustable-height legs	□	□	•	•	•	•	•	•
Universal table bases	■	■	■	■	■	■	■	■

Legend

- = Not Available
- = Available
- = Available with exception
- ⓔ = Excluded

Recommended Worksurface Edge Finishes

Recommended Edge Colors for Universal Products—High-Pressure Laminate

Edges

The recommended edge color will complement the laminate color you specify. Edge color is specified separately.

Laminate Color	Recommended 3 mm or 1 mm Edge Color
----------------	-------------------------------------

Fiber Laminate

2850 Vanadium Fiber	6654 Sand
2854 Vellum Fiber E	6655 Warm White
2860 Granite Fiber	6000 Black
2862 Stucco Fiber E	6053 Seagull

Micro Laminate

2920 Marl Micro	6053 Seagull
2921 Gypsum Micro	6654 Sand
2922 Clay Micro	6654 Sand

Patina Laminate

2870 Blonde Bronze Patina	6654 Sand
2873 Instant Iron Patina	6615 Grey V5

Solid Laminate

24H1 Satin White	6009 Arctic White
24H2 Satin Black	6000 Black
24H3 Satin Stone	6169 Stone
24H4 Satin Mocha	6170 Mocha
2722 Cream E	6631 Cream E
2730 Arctic White	6009 Arctic White
2746 Black	6000 Black
2759 Warm White	6655 Warm White
2811 Mist E	6636 Mist
2883 Seagull	6053 Seagull
2884 Milk	6052 Milk
2885 Dune	6654 Sand
2HAA Persian Salt	61AA Persian Salt
2HAB Rose	61AB Rose
2HAC Indigo	61AC Indigo
2HAD Green Citrine E	61AD Green Citrine E
2HAE Dark Olivine	61AE Dark Olivine
2HAF Cloudy	61AF Cloudy
2HMG Merle	6527 Merle
2HWU Clay	66WU Clay
2HWV Chalk	66WV Chalk

Speckle Laminate

2820 Coffee Speckle E	6631 Cream E
2823 Driftwood Speckle	6631 Cream E
2824 Smoke Speckle	6636 Mist
2825 Vanadium Speckle	6619 Ice E

Textured Laminate

2TH2 Fawn Cypress	6T02 Fawn Cypress
2TH4 Saddle Oak	6T04 Saddle Oak
2TH5 Veranda Teak	6T05 Veranda Teak
2TH7 Walnut Heights	6T07 Walnut Heights
2UH1 Reclaimed Aggregate	6T08 Aggregate
2UH2 Reclaimed Gravel	6T09 Gravel
2UH4 Cement	6T10 Cement
2UH6 Sheetrock	6T12 Sheetrock

E = Excluded

Laminate Color	Recommended 3 mm or 1 mm Edge Color
----------------	-------------------------------------

Woodgrain Laminate

2406 Clear Cherry E	6234 Clear Cherry
2409 Clear Maple	6237 Clear Maple
2410 Graphite Walnut	6231 Graphite Walnut
2412 Natural Cherry	6034 Natural Cherry
2422 Medium Cherry E	6036 Medium Cherry
2511 Winter on Maple E	6037 Winter on Maple
2535 Virginia Walnut	6242 Virginia Walnut
2536 Blackwood	6243 Blackwood
2538 Clear Walnut	6245 Clear Walnut
2592 Blonde on Maple E	6038 Blonde on Maple E
2714 Natural Walnut E	6041 Natural Walnut E
2HAK Clear Oak	6219 Clear Oak
2HAN Ash Noce	6707 Ash Noce
2HAT Acacia	6213 Acacia
2HAW Ash Wenge	6703 Ash Wenge
2HBN Bisque Noce	6708 Bisque Noce
2HBW Bisque Wenge	6705 Bisque Wenge
2HCN Clay Noce	6709 Clay Noce
2HCW Clay Wenge	6706 Clay Wenge
2HSN Storm Noce	6710 Storm Noce
2HSW Storm Wenge	6704 Storm Wenge
2HWA Grey Kingswood	66WA Grey Kingswood
2HWB Planked Walnut	66WB Planked Walnut
2HWD Resolute Walnut	66WD Resolute Walnut
2HWE Natural Recon	66WE Natural Recon
2HWF Smoked Walnut E	66WF Smoked Walnut
2HZA Waxed Maple	6X50 Waxed Maple
2HZB Natural Ash	6X51 Natural Ash
2HZC Aged Ash	6X10 Aged Ash
2HZD Ashwood Oak	6X52 Ashwood Oak
2HZE Ashwood Beige	6X53 Ashwood Beige
2HZF White Washed Birchply	6X54 White Washed Birchply

Directional Laminate Grain Directions

Universal Tables—High-Pressure Laminate



Straight
Table




Capsule
Table



Spanner
Table



Peninsula
Table



Tapered Peninsula
Table



Round
Table




Square
Table



Rectangle
Table



Oval
Table




Hex Conference
Table


Wood Veneer Grain Directions

The appearance of wood veneer may change slightly depending on the angle from which it is viewed. This natural phenomenon is called polarization, and it can be seen on natural veneer, and to a lesser extent on composite veneer. Polarization is often noticed on worksurfaces installed at a 90-degree angle with each other. Please refer to the following illustrations for an understanding of grain direction on your installation.

Universal Tables—Wood Veneer



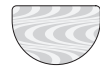
Straight Table



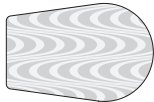
Capsule Table



Spanner Table



Peninsula Table




Tapered Peninsula Table



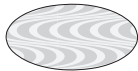
Round Table



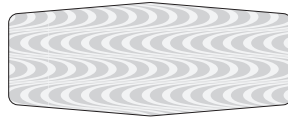
Square Table



Rectangle Table



Oval Table



Hex Conference Table

Verb

Statement of Line 258

Understanding 264

Verb 264

Personal Tables	
Keystone Tables	269
Rectangle Tables	269
Triangle Table	269

Tables	
Chevron Tables	270
Team Tables	270
Trapezoid Table	270
Rectangle Tables	270

Media Tables	
Rounded Table	272
Square Table	272
Trapezoid Tables	272

Active Media Tables	
Rectangle Tables	274
Rounded Tables	274
Tapered Tables	274

Flip-Top Tables	
Chevron Tables	276
Team Tables	276
Rectangle Tables	276

Teaching Stations	278
--------------------------	-----

Easel and Wall Track	279
-----------------------------	-----

Table Top and Leg Choices	280
----------------------------------	-----

Dock Storage Availability	282
----------------------------------	-----

Specifying 283

Personal Tables	
Keystone Tables	283
Rectangle Tables	283
Triangle Table	283

Tables	
Chevron Tables	284
Team and Trapezoid Tables	286
Rectangle Tables	288

Media Tables	
Rounded Table	290
Square Table	290
Trapezoid Tables	290

Active Media Tables	
Rectangle Tables	292
Rounded Tables	292
Tapered Tables	292

Flip-Top Tables	
Chevron Tables	294
Team Tables	294
Rectangle Tables	294

Teaching Stations	296
--------------------------	-----

Personal Whiteboard	297
----------------------------	-----

Easel	298
--------------	-----

Wall Track	299
-------------------	-----

Surface Materials 300

Statement of Line

Personal Tables



Understanding
▶ Page 269
Specifying
▶ Page 283

Keystone Tables

34"W

19"D ●

24"D ●



Understanding
▶ Page 269
Specifying
▶ Page 283

Rectangle Tables

34"W

19"D ●

24"D ●



Understanding
▶ Page 269
Specifying
▶ Page 283

Triangle Table

33"W

22"D ●

Statement of Line

Tables



Understanding
 ▶ Page 270
 Specifying
 ▶ Page 284



Understanding
 ▶ Page 270
 Specifying
 ▶ Page 286

Chevron Tables

	60"W	66"W	72"W	84"W
19"D	●	●	●	●
24"D	●	●	●	●
30"D	●	●	●	●

Team Tables

	60"W	72"W	84"W
24"D	●	●	●
30"D	●	●	●



Understanding
 ▶ Page 270
 Specifying
 ▶ Page 286

Trapezoid Table

	62"W
30"D	●



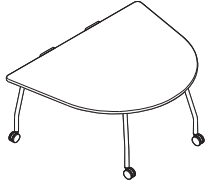
Understanding
 ▶ Page 270
 Specifying
 ▶ Page 288

Rectangle Tables

	39"W	48"W	60"W	66"W	72"W	84"W
19"D	●	●	●	●	●	●
24"D	●	●	●	●	●	●
30"D		●	●	●	●	●

Statement of Line

Media Tables

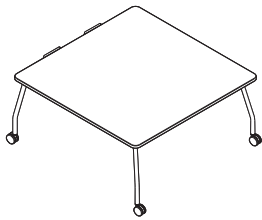


Understanding
▶ Page 272
Specifying
▶ Page 290

Rounded Table

78"W

60"D ●

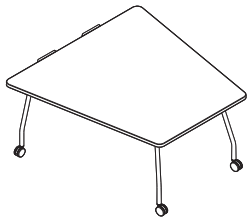


Understanding
▶ Page 272
Specifying
▶ Page 290

Square Table

60"W

60"D ●



Understanding
▶ Page 272
Specifying
▶ Page 290

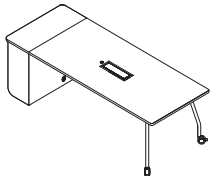
Trapezoid Tables

60"W 84"W

60"D ● ●

Statement of Line

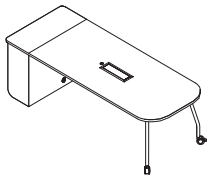
Active Media Tables



Understanding
▶ Page 274
Specifying
▶ Page 292

Rectangle Tables

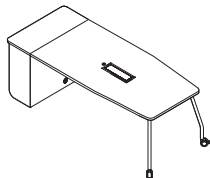
	61"W	87"W
34"D	●	●
43"D	●	●



Understanding
▶ Page 274
Specifying
▶ Page 292

Rounded Tables

	87"W
34"D	●
43"D	●



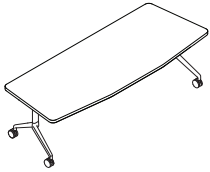
Understanding
▶ Page 274
Specifying
▶ Page 292

Tapered Tables

	87"W
34"D	●
43"D	●

Statement of Line

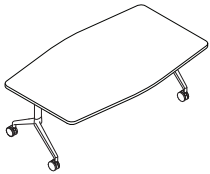
Flip-Top Tables



Understanding
 ▶ Page 276
 Specifying
 ▶ Page 294

Chevron Tables

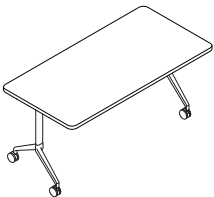
	60"W	66"W	72"W	84"W
19"D	●	●	●	●
24"D	●	●	●	●
30"D	●	●	●	●



Understanding
 ▶ Page 276
 Specifying
 ▶ Page 294

Team Tables

	60"W	72"W	84"W
24"D	●	●	●
30"D	●	●	●



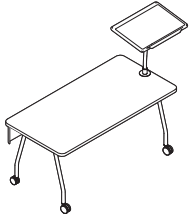
Understanding
 ▶ Page 276
 Specifying
 ▶ Page 294

Rectangle Tables

	39"W	48"W	60"W	66"W	72"W	84"W
19"D	●	●	●	●	●	●
24"D	●	●	●	●	●	●
30"D		●	●	●	●	●

Statement of Line

Teaching Stations



Understanding
▶ Page 278
Specifying
▶ Page 296

Teaching Station

	50"W	60"W	72"W
30"D	●	●	●

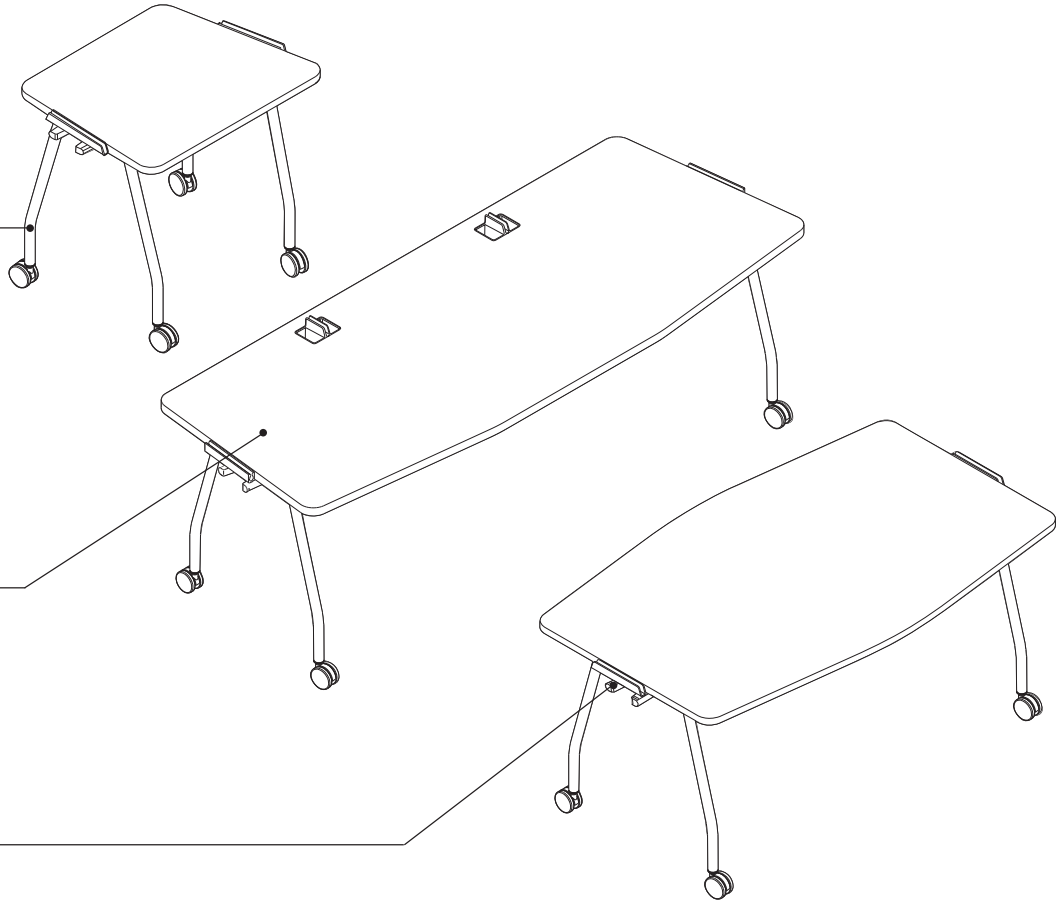
Verb

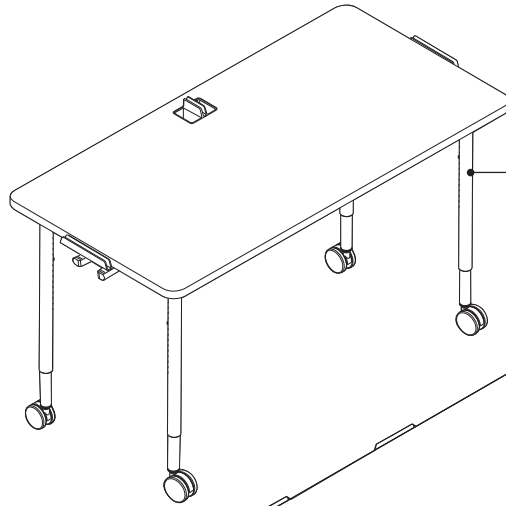
Verb is an integrated collection of classroom furniture designed to support a full range of teaching and learning styles on demand.

Tables come standard with access legs. Other options are available.

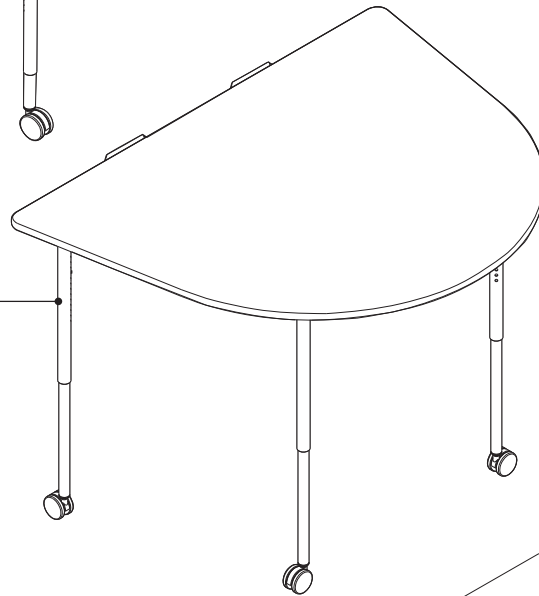
Verb worksurfaces are 1¹/₈" thick wood-core with High-Pressure Laminate top and plastic edge band.

Plastic components are optional and used to provide storage and display for Verb whiteboards.

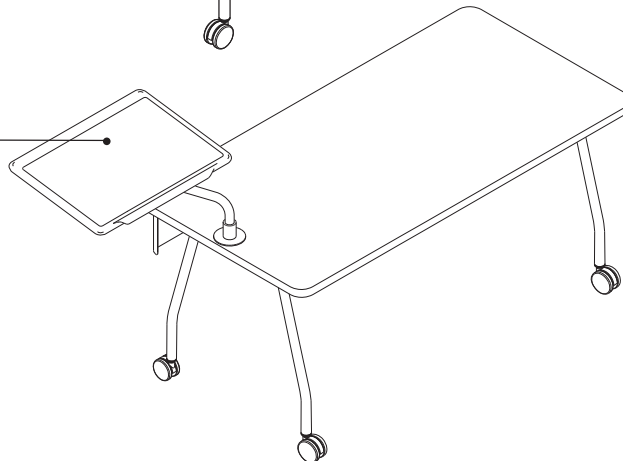




Seated height-adjustable post legs are available on personal, student, and media tables only, not on teaching stations.

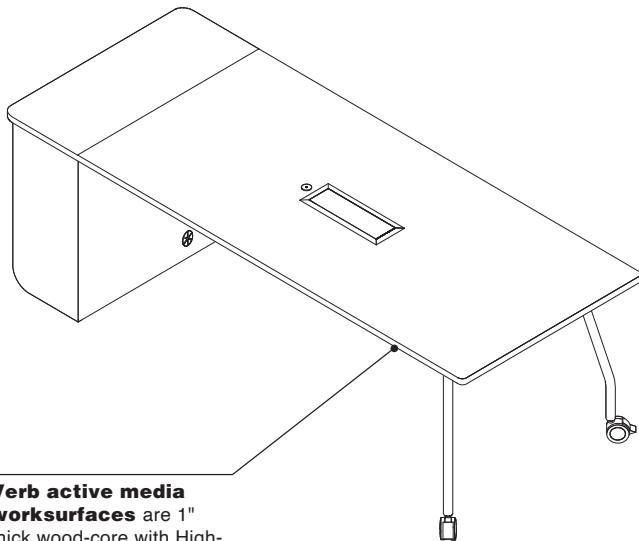


Standing height-adjustable post legs are available on student and media tables, not on personal tables or teaching stations.



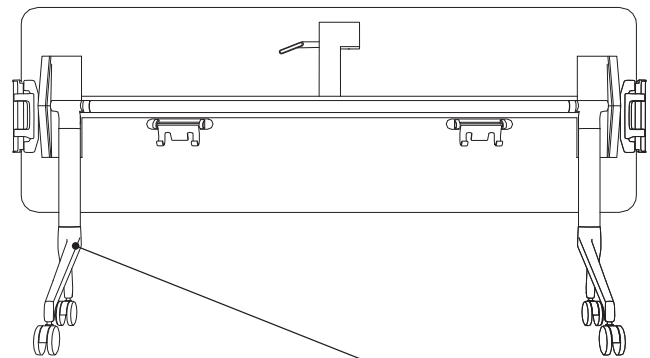
Teaching stations can be installed with the lectern on the left- or right- hand side of the table.

Active media tables



Verb active media worksurfaces are 1" thick wood-core with High-Pressure Laminate tops and plastic edge bands.

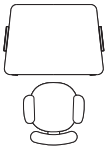
Flip-top tables



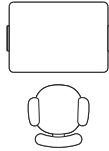
Flip-top legs are available on student tables and not on personal tables, media tables, or teaching stations.

Table Shapes

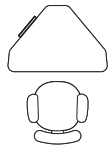
Personal Tables



Keystone




Rectangle

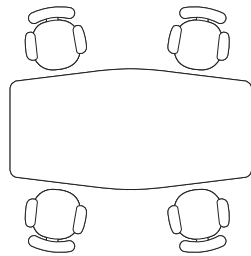


Triangle

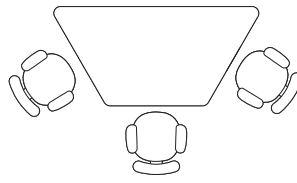
Tables



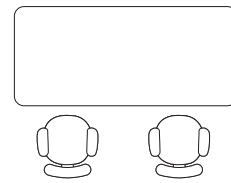
Chevron



Team

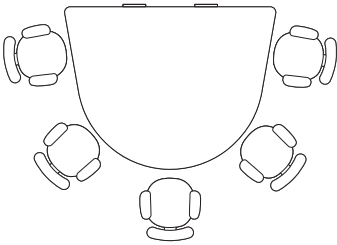


Trapezoid

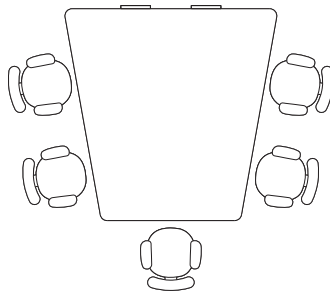


Rectangle

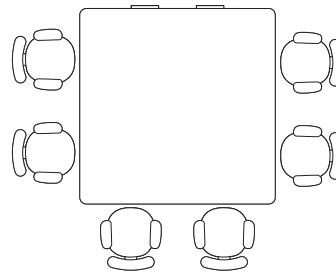
Media Tables



Rounded

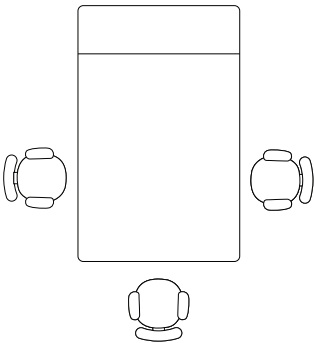


Trapezoid

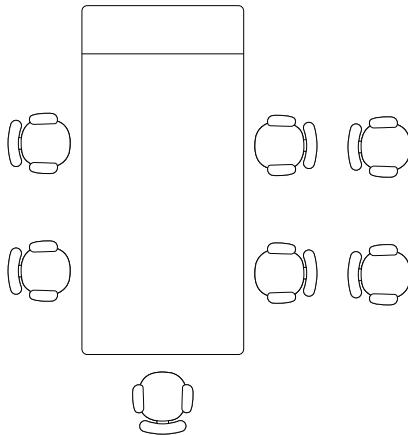


Square

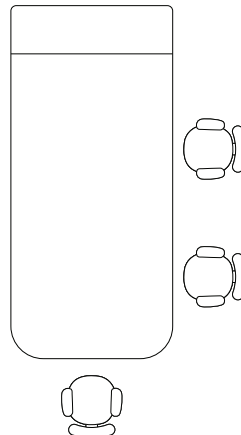
Active Media Tables



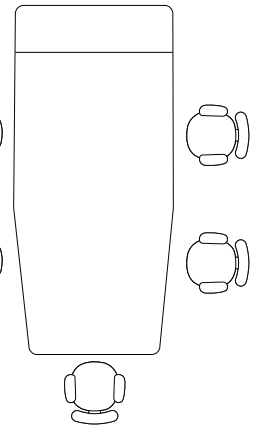
Rectangle 61"



Rectangle 87"




Rounded

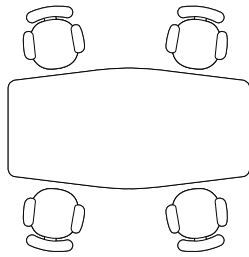


Tapered

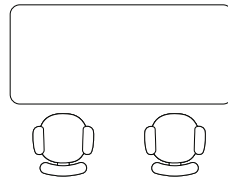
Flip-Top Tables



Chevron



Team



Rectangle

Personal Tables

The Verb ecosystem

is designed to quickly and easily reconfigure while providing equal access to collaborative tools.

Verb personal tables are designed for active learning environments where flexibility and engagement are key. Personal tables provide a highly mobile, easy to reconfigure personal workspace that supports the active learning environment.

Product Details

Personal tables come in keystone, rectangle, and triangle shapes to support active learning in a small footprint.



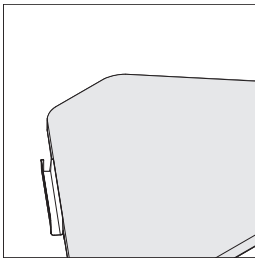
The keystone shape table provides the optimal reconfiguration capability in a small footprint, and can achieve the same arc created in lecture applications as the chevron table. Keystone tables are available with access legs, and seated height-adjustable post legs with glides.



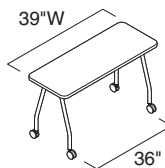
The rectangle shape table supports more traditional configurations in small footprints. Rectangle tables are available with access legs, and seated height-adjustable post legs with glides.



The triangle shape table supports small footprints and is standard with three access legs with glides.

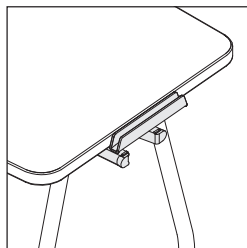


Triangle tables have a rounded rear corner to support lecture and discussion applications and provide access to Thread hubs.



39" width is the smallest a table can be while still being ADA compliant. ADA regulations require a minimum of 36" between the inside of the table legs.

Worksurfaces are wood-core with High-Pressure Laminate top and plastic 3 mm edge band. All corners have a 2" radius.



Side docks allow display of whiteboards on the tables. For best results, rock the boards into place rather than pressing straight down. Side hooks allow storage of up to four boards per hook.

Tip: Side docks are not available on 19"D personal tables with casters.

Tip: Only one side dock set is available on triangle tables.

► See *Dock Storage Availability*, page 282.

Two leg designs are available on personal tables, the access leg and the seated height-adjustable post leg.



Personal tables come standard with the access leg with non-locking casters. Access legs are also available as an option with four locking casters, four glides, or two non-locking casters and two glides.



Seated height-adjustable post legs are available with four glides on personal tables. ► See *Table Top and Leg Choices*, page 280.



Table height on access legs is 28½". On seated height-adjustable post legs, the midpoint is 28½" and the legs adjust 4½" up and 4½" down for a total range of 24"–33".

Tip: Tables with seated height-adjustable post legs set below standard table height will not allow the personal whiteboards to be hung on the plastic side hooks as they will not have sufficient clearance. The boards may still be used with the side docks since table height does not affect board display.

Glides are available and are used for leveling for installation on uneven floors. The glide is 1½" long and provides 1" of leveling.

Surface Materials

Top

- High-Pressure Laminate
- Open Line laminate (option)

3 mm Radius Profile Edge

- Plastic

Access Legs and Seated Height-Adjustable Post Legs

- Paint

Dock and Hooks on Personal Tables

- 6059 Sterling Dark Solid
- 6249 Platinum Solid
- 6259 Midnight
- 6337 Element

Tables

Verb tables are designed for active learning environments where flexibility and engagement are key.

Product Details

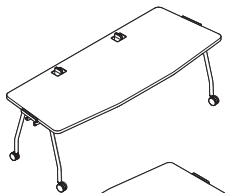
Tables have chevron shape tables, team shape tables, trapezoid shape tables, and rectangle shape tables.



The chevron shape tables provide a sense of personal space division as well as creating a subtle arc when in lecture mode to allow line of sight to everyone in the row.



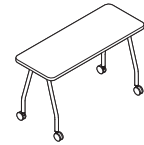
The team shape tables are designed specifically for small group work and project teams, offering the same angled shape as the chevron tables but on both sides of the table.



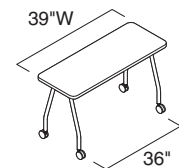
On 84"W chevron and team tables, there is a slight modification to the shape to allow three people to sit at the table instead of two. Rather than having two facets on the angled side of the table, 84" tables have three facets.



The trapezoid shape table is designed specifically for small group work and project teams. Each table can accommodate three people.

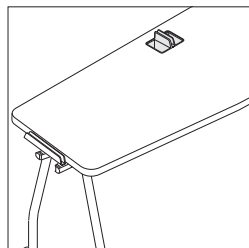


The rectangle shape tables can be used for more traditional applications as well as when smaller table sizes are necessary because the rectangle tables are available in 39" and 48" widths as well as the larger sizes.



39" width is the smallest table can be while still being ADA compliant. ADA regulations require a minimum of 36" between the inside of the table legs.

Worksurfaces are wood-core with High-Pressure Laminate top and plastic 3 mm edge band. All corners have a 2" radius.

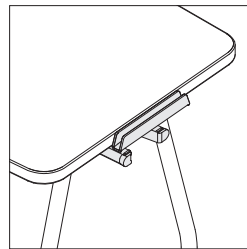


Center docks are optional and used to provide a storage area for markers, erasers, and other items students may bring as well as providing a dock for supporting test mode.

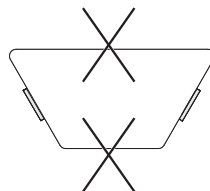
84"W tables are designed to have three students and will have two center docks (if center docks are specified).

Center docks are not available on tables smaller than 60" because they are designed primarily for test mode and tables smaller than 60" do not accommodate two students.

Tip: Center docks are not available on team and trapezoid tables.



Side docks allow display of whiteboards on the tables. For best results, rock the boards into place rather than pressing straight down. Side hooks allow storage of up to four boards per hook.



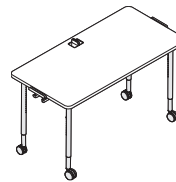
Side docks may only be placed on the angled sides of the trapezoid table.

▶ See *Dock Storage Availability*, page 282.

Three leg designs are available on tables: the access leg, the seated height-adjustable post leg, and the standing height-adjustable post leg.

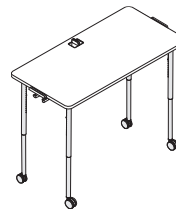


Access legs with non-locking casters are standard on tables. Access legs are also available as an option with four locking casters, four glides, or two non-locking casters and two glides.



Seated height-adjustable post legs are available with four non-locking casters, four locking casters, four glides, or two non-locking casters and two glides.

Tables that are either 19"D or up to 39"W are available with glides only when using the seated height-adjustable post legs due to stability test requirements.



Standing height-adjustable post legs are available with four non-locking casters, four locking casters, four glides, or two non-locking casters and two glides.

Tip: Standing height-adjustable trapezoid tables are only available with glides.

Table height on access legs is 28½".

On seated height-adjustable post legs, the midpoint is 28½" and the legs adjust 4½" up and 4½" down every ¾" for a total range of 24"–33".

Tip: Tables with seated height-adjustable post legs set below standard table height will not allow the personal whiteboards to be hung on the plastic side hooks as they will not have sufficient clearance. The boards may still be used with the side docks since table height does not affect board display.

▶ See *Table Top and Leg Choices*, page 280.

On standing height-adjustable post legs, legs adjust every ¾" for a total range of 28½"–42".

Modesty panels are available for chevron and rectangle tables and are made of painted steel. Modesty panels are not available on 19"D x 39"W or 24"D x 39"W rectangle tables.

Tip: When ordering tables with a modesty panel, it is not necessary to order optional reinforcing channel as the modesty panel acts as a reinforcing channel.

Tip: On tables 24"D with standing height-adjustable post legs and modesty panels, chevron and rectangle tables are only available with glides.

Tip: On tables with standing height-adjustable post legs and casters, chevron tables 30"D x 60"–84"W must be used with a modesty panel.

Tip: On tables with standing height-adjustable post legs and casters, rectangle tables 30"D x 48"–84"W cannot be used with a modesty panel.

Reinforcing channel is not required on tables smaller than 60"W. On tables 60"–72"W a reinforcing channel is strongly recommended for medium to heavy duty applications to minimize deflection over time. 84"W tables come standard with a reinforcing channel.

Glides are available and are used for leveling for installation on uneven floors. The glide is 1½" long and provides 1" of leveling.

Surface Materials

Top

- High-Pressure Laminate
- Open Line laminate (option)

3 mm Radius Profile

Edge

- Plastic

Access Legs, Seated Height-Adjustable Post Legs, and Standing Height-Adjustable Post Legs

- Paint

Modesty Panels

- Paint

Dock and Hooks on Tables

- 6059 Sterling Dark Solid
- 6249 Platinum Solid
- 6259 Midnight
- 6337 Element

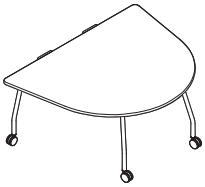
Media Tables

Verb media tables are designed for active learning environments where flexibility, student engagement, and technology collaboration is important.

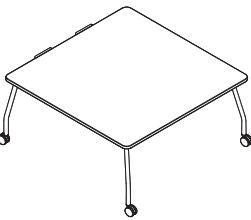
Media tables are offered in three shapes to encourage collaboration through technology display and facilitate a seamless flow of information sharing during the learning process. The tables optimize the use of media:scape mini and media:scape mobile, while also offering the ability to incorporate personal whiteboards for analog content creation.

Product Details

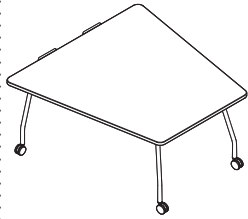
Media tables come in three shapes; rounded, square, and trapezoid.



The rounded shape table provides seamless small group, face-to-face, and technology collaboration. The rounded table can accommodate up to five people.

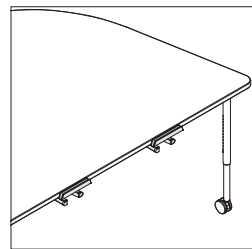


The square shape table provides small group, face-to-face and technology collaboration in a smaller footprint. The square table can accommodate up to six people.



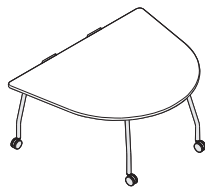
The trapezoid shape table provides an optimal view of technology screens and more surface for class materials. The trapezoid tables can accommodate up to five or six people.

Worksurfaces are 1 1/8" thick wood-core with High-Pressure Laminate top and plastic 3 mm edge band. All corners have 2" radius.



Side docks allow display of whiteboards on the tables. For best results, rock the boards into place rather than pressing straight down. Side hooks allow storage of up to four boards per hook. ▶ See *Dock Storage Availability*, page 282.

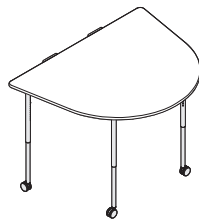
Three leg designs are available on media tables, the access leg, the seated height-adjustable post leg, and the standing height-adjustable post leg.



Access legs with non-locking casters are standard on media tables. Access legs are also available as an option with four locking casters, four glides, or two non-locking casters and two glides.



Seated height-adjustable post legs are available with four non-locking casters, four locking casters, four glides, or two non-locking casters and two glides.



Standing height-adjustable post legs are available with four non-locking casters, four locking casters, four glides, or two non-locking casters and two glides.

▶ See *Table Top and Leg Choices*, page 280.

Table height on access legs is 28 1/2".

On seated height-adjustable post legs, the midpoint is 28 1/2" and the legs adjust 4 1/2" up and 4 1/2" down every 3/4" for a range of 24"-33".
Tip: Tables with height-adjustable legs set below standard table height will not allow the personal whiteboards to be hung on the plastic side hooks as they will not have sufficient clearance. The boards may still be used with the side docks since table height does not affect board display.

On standing height-adjustable post legs, legs adjust every 3/4" for a total range of 28 1/2"-42".

Reinforcing channels are standard on all media tables.

Glides are available and are used for leveling for installation on uneven floors. The glide is 1 1/2" long and provides 1" of leveling.

Tip: Glides must be used on media tables when used with media:scape mini.

Surface Materials

Top

- High-Pressure Laminate
- Open Line laminate (option)

3 mm Radius Profile Edge

- Plastic

Access Legs, Seated Height-Adjustable Post Legs, and Standing Height-Adjustable Post Legs

- Paint

Dock and Hooks on Media Tables

- 6059 Sterling Dark Solid
- 6249 Platinum Solid
- 6259 Midnight
- 6337 Element

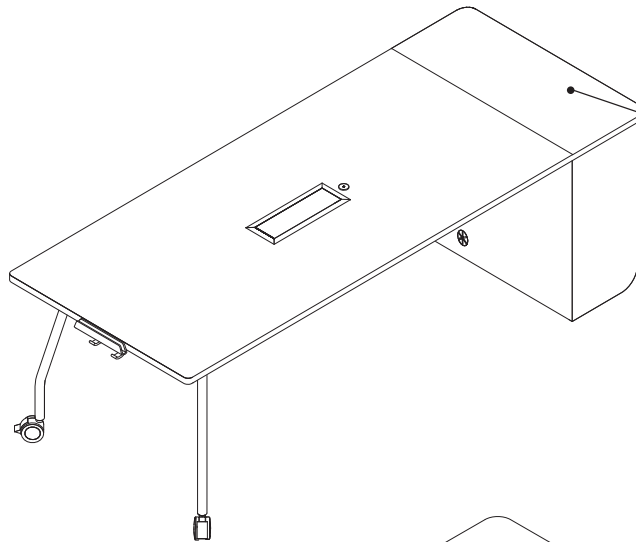
Active Media Tables

Verb active media tables provide versatile, intuitive, and unobstructed technology support for the classroom. The mobile table can support a range of existing technology and provide a flexible, cost-effective solution for institutions. Digital and analog white board storage and display integration encourages continuous collaboration and idea-sharing among students and educators.

Active media tables come in three sizes: rectangle, rounded, and tapered.

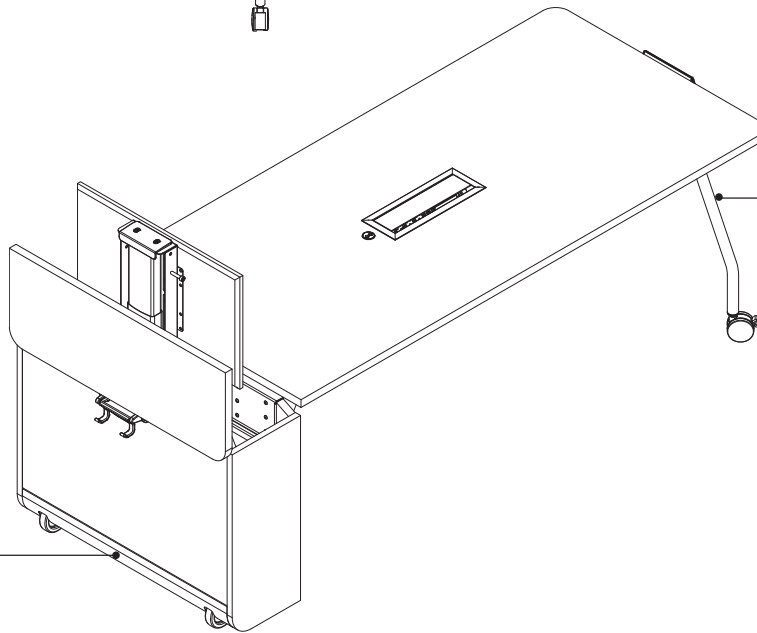
Optional side docks allow for display of whiteboards on the table while stow hook allows for the storage of whiteboards on the table. Stow hooks allow storage for up to two whiteboards per hook.

Brackets, legs, and shroud share the same finish.



Worksurfaces are 1" thick wood-core with High-Pressure Laminate top and plastic 3 mm edge band. All corners have 2" radius.

The media case top can be selected with a contrasting finish. The media case surface and table worksurface will always match.



Access legs with locking casters are standard on active media tables.

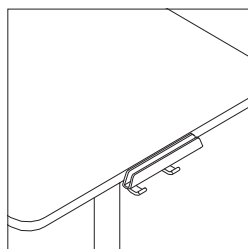
Verb active media tables are designed for active learning environments where flexibility, student engagement, and technology collaboration is important.

Active media tables are offered in three shapes to encourage collaboration through technology display and facilitate a seamless flow of information sharing during the learning process. The tables offer the ability to incorporate personal whiteboards for analog content creation.

Product Details

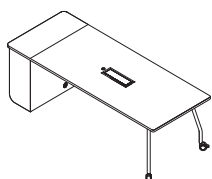
Active media tables come in three shapes; rectangle, tapered, and rounded.

Worksurfaces are 1" thick wood-core with High-Pressure Laminate top and plastic 3 mm edge band. All corners have 2" radius.



Side docks allow display of whiteboards on the tables. For best results, rock the boards into place rather than pressing straight down. Side hooks allow storage of up to four boards per hook.

Side dock and hooks are not available on the rounded active media table.



Access legs with non-locking casters are standard on active media tables. Access legs are also available as an option with glides.

Table height on access legs is 28½".

Reinforcing channels are standard on all active media tables.

Glides are available and are used for leveling for installation on uneven floors. The glide is 1½" long and provides 1" of leveling.

Media Case

Lift mechanisms have a 130 pounds total lift capacity with a near silent operation and no exposed tracks or gears. The monitor lift can be fully raised in 15 seconds. Lift control box comes standard with a contact closure interface.

Lift mechanism for 32" deep tables:

- Supports up to a 32" monitor
- Travels 23"

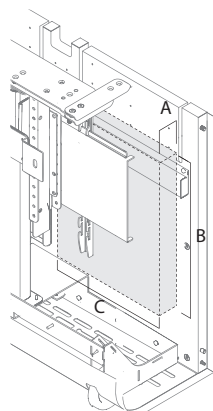
Lift mechanism for 43" deep tables:

- Supports up to a 43" monitor
- Travels 26½"

Universal mounting patterns accommodates standard VESA mounts:

- 75 mm x 75 mm
- 100 mm x 100 mm
- 200 mm x 100 mm
- 200 mm x 200 mm

The active media case is designed with a lid that has a 2" overhang over the worksurface.



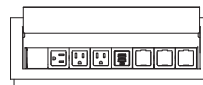
Available space for technology within the media case:

- 34" case:
- A: 2¾" (75 mm)
 - B: 15¾" (400 mm)
 - C: 8" (210 mm)
- 43" case:
- A: 3¾" (96 mm)
 - B: 13¾" (350 mm)
 - C: 12" (310 mm)

Technology

The active media table is a technology agnostic solution, allowing one to bring their own technology application to the table. Customers are responsible for bringing and integrating technology and audio visual components.

Tip: Consult an AV or IT professional early on in the design process for potential technology applications.

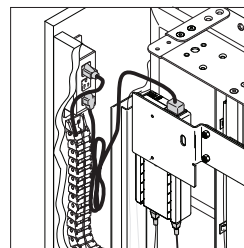


User power trough

provides access to power and technology connections for everyone at the table (3 outlet, 1 dual USB and 3 knockouts) or (3 Outlet, 1 dual USB and extron adapter plate cover).

Tip: AV cords or extron AAP super plates will not be included, customers will need to specify own AV configuration.

Technology components can be securely mounted to the media case and powered by the power receptacles within the media case.



Wire managers allow ease of cable routing and managing.

Surface Materials

Top

- High-Pressure Laminate
- Open Line laminate (option)

3 mm radius profile edge

- Plastic

Access legs

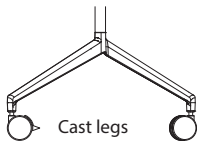
- Paint

Dock and hooks on active media tables

- 6059 Sterling Dark Solid
- 6249 Platinum Solid
- 6259 Midnight
- 6337 Element

Flip-Top Tables

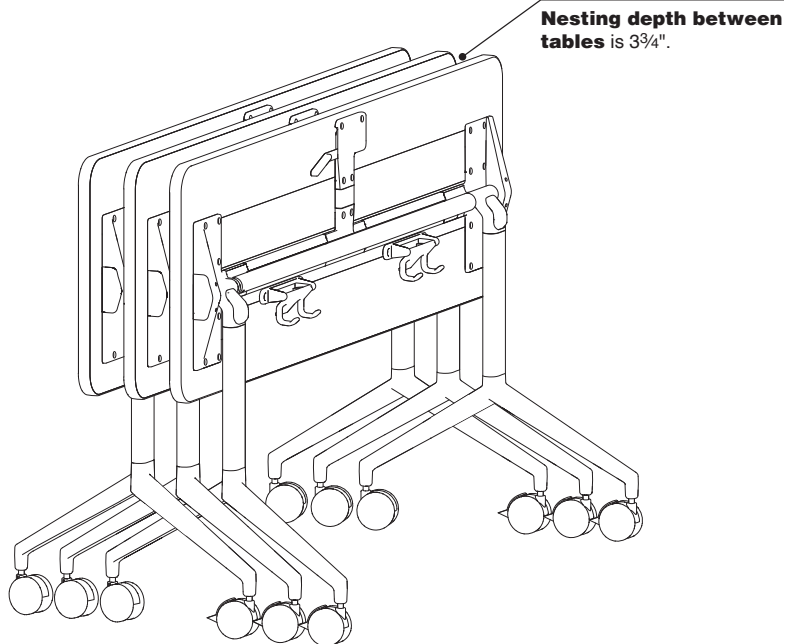
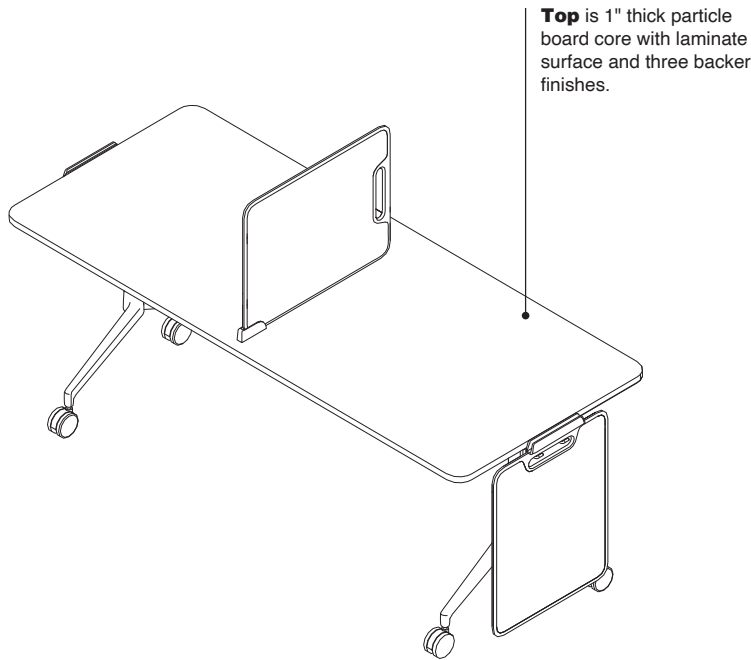
Verb flip-top tables are a folding and nesting table for active spaces. With easy to use one-handed folding lever and mechanism, one person can set it up, take down, move, and compactly store a roomful of tables with minimal effort. The table series is available in three shapes with two leg configurations on casters.



Legs are extruded and die-cast aluminum available in cast base.

Cast leg:

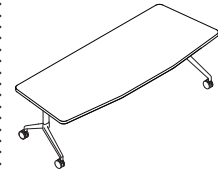
- 19"D, 24"D, and 30"D tables
- Chevron, team, and rectangle tables



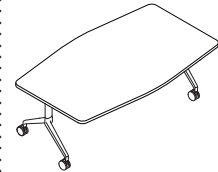
Verb flip-top tables are designed for active learning environments where flexibility and student engagement are key.

Product Details

Flip-top tables have chevron shape tables, team shape tables, and rectangle shape tables.

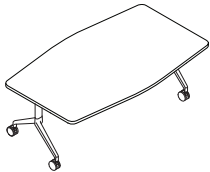
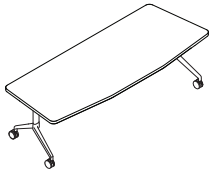


The chevron shape tables provide a sense of personal space division as well as creating a subtle arc when in lecture mode to allow line of sight to everyone in the row.

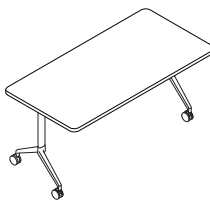


The team shape tables are designed specifically for small group work and project teams, offering the same angled shape as the chevron tables but on both sides of the table.

Casters are 3" diameter, dual wheels that allow the tables to move easily on carpet or hard floors. Flip-top tables are standard with two locking casters (user/flip-handle side) and two non-locking casters. Glides are not available on the flip-top table.

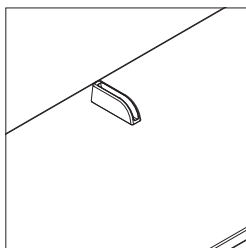


On 84"W chevron and team tables, there is a slight modification to the shape to allow three people to sit at the table instead of two. Rather than having two facets on the angled side of the table, 84" tables have three facets.



The rectangle shape tables can be used for more traditional applications as well as when smaller table sizes are necessary because the rectangle tables are available in 39" and 48" widths as well as the larger sizes.

Worksurfaces are wood-core with High-Pressure Laminate top and plastic 3 mm edge band. All corners have a 2" radius.

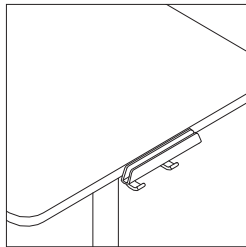


Center docks without storage are optional and provide a dock to support test mode.

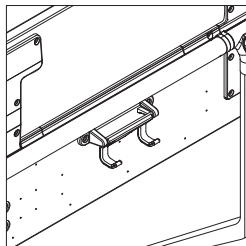
84"W tables are designed to have three students and will have two center docks (if center docks are specified).

Center docks are not available on tables smaller than 60" because they are designed primarily for test mode and tables smaller than 60" do not accommodate two students.

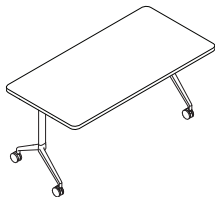
Tip: Center docks are not available on team tables.



Side docks allow display of whiteboards on the tables. For best results, rock the boards into place rather than pressing straight down. Side hooks allow storage of up to four boards per hook.



Stow hook allows for easy whiteboard storage when the table is in flipped mode.

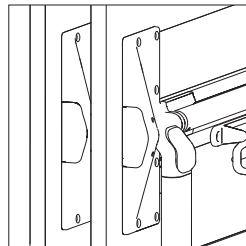


Cast legs with two non-locking and two locking casters are standard on flip-top tables. Legs are also available with four locking casters.

Table height on legs is 28½".

Reinforcing channel is not required on tables smaller than 60"W. On tables 66"W to 84"W, reinforcing channel comes standard to minimize deflection. The reinforcing channel will match the understructure finish selection (light, medium, or dark).

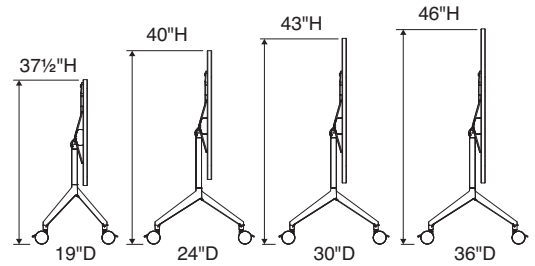
Flip-top modesty panels are constructed of a light-weight fiberglass substrate wrapped with Buzz2 fabric. Panel attaches to the underside of the table with a plastic extrusion that allows the panel to rotate from both the in-use and nested position with ease. Modesty panel stays with the table when flipped and in nesting position, or in-use position. Modesty panels are available for 39", 48", 60", 66", 72", and 84" flip-top rectangle and chevron tops.



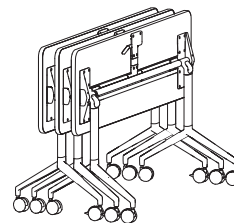
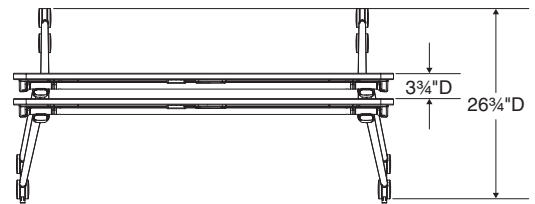
Leg bumper will always be the main point of contact between two nesting tables, even with the stow hooks and whiteboards.

Tables should be inspected and maintained regularly by tightening screws and bolts, inspecting casters for damage, and inspecting all moving parts for damage and wear.

Release handle is black and is used to unlock the table from the in-use position and lock it in the stowed position.



Rectangle table dimensions shown above



Flip-top tables can be nested for space saving storage. Each nested flip-top table adds approximately ¾" to the nesting depth.

Surface Materials

Top

- High-Pressure Laminate
- Open Line laminate (option)

3 mm radius profile edge

- Plastic

Access legs, seated height-adjustable post legs, and standing height-adjustable post legs

- Paint

Dock and hooks on student tables

- 6059 Sterling Dark Solid
- 6249 Platinum Solid
- 6259 Midnight
- 6337 Element

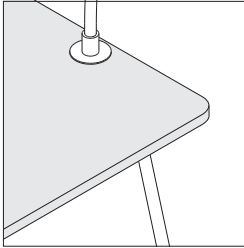
The underside of the table can be specified in one of three color options:

- Light
- Medium
- Dark

Teaching Stations

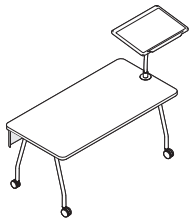
The Verb teaching station is designed to provide support for a range of postures and work modes, including instruction, collaboration, and concentrated work.

Product Details

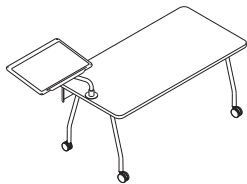


Verb teaching station worksurfaces are wood-core with High-Pressure Laminate top and plastic 3 mm edge band.

Teaching stations are 30"D and come in 50", 60", and 72" widths.



Modesty panels are optional on teaching stations.

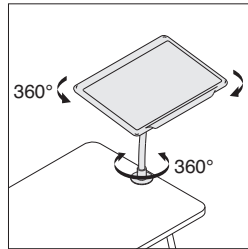


The lectern can be installed on the right or left side of table.

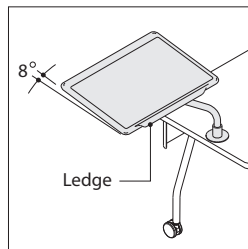
Access legs with non-locking casters come standard on teaching stations. Access legs are also available as an option with four locking casters, four glides, or two non-locking casters and two glides.

Tip: Seated and standing height-adjustable post legs are not available on teaching stations.

▶ See *Table Top and Leg Choices*, page 280.



The lectern top and lectern arm swivel 360° allowing for maximum position flexibility and enhanced sightlines.



The lectern has an ergonomic 8° slant and a ledge at the bottom.

The lectern top is a High-Pressure Laminate with a urethane edge.

The lectern has an optional cup holder.

Surface Materials

Top

- High-Pressure Laminate
- Open Line laminate (option)

3 mm Radius Profile Edge

- Plastic

Access Legs

- Paint

Modesty Panels

- Paint

Lectern

- 6059 Sterling Dark Solid Urethane Edge with 2883 Seagull Laminate
- 6249 Platinum Solid Urethane Edge with 2883 Seagull Laminate
- 6337 Element Urethane Edge with 2885 Dune Laminate

Lectern Arm

- 4750 Champagne Metallic
- 4799 Platinum Metallic
- 7360 Merle

Cup holder

- 6059 Sterling Dark Solid

Easel and Wall Track

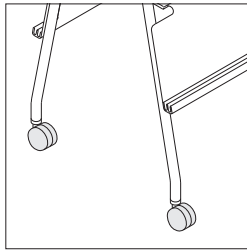
Verb easel facilitates effective display, storage, and presentation of Verb whiteboards.

Verb wall track offers additional display options for the Verb whiteboards and can add functionality to otherwise blank walls.

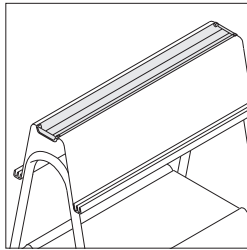
Product Details



Two-sided easel comes standard with two shelves on each side and is 36"W.



Each easel comes standard with casters for ease of mobility.



The easel top shelf can be used to store markers and erasers and is available only in 6249 platinum solid finish.



Wall track comes in 6' and 8' lengths and is made from extruded anodized aluminum. It may be easily cut to length in the field.

Each wall track comes standard with hooks for use with the whiteboards.

Maintenance

- Wipe board with a clean cloth moistened by a liquid markerboard cleaner or a solution of 50% water and 50% isopropyl alcohol.
- Rinse with clear water.
- Wipe dry with a clean cloth. If your board is used daily, the cleaning should be performed at least 2-3 times a week.

More thorough cleaning may be required if writing is left on the board for more than two days.

Markers

Use any high-quality dry erase marker.

CAUTION! The use of Low Odor markers may cause ghosting to occur. If Low Odor markers have been used, the surface can be completely cleaned by following the cleaning instructions above. Remember to discard eraser if used with Low Odor markers.

Removing Permanent Marker

Option 1:

- Write over the top of the permanent marker ink with a dry-erase marker
- Simply erase

Option 2:

- Moisten a clean, dry cloth with isopropyl alcohol
- Wipe the board in a circular motion to loosen marker residue
- Rinse with clear water
- Dry the board with a clean cloth
- Repeat these steps as necessary

Installer's Instructions for Initial Cleaning at Time of Installation

NOTE: These initial cleaning instructions are shipped with every board.

- For initial cleaning, wipe your board with a clean cloth moistened by a mild, alcohol-based cleaner.
- Rinse with clear water. This step is simple, but very important.
- Wipe dry with a clean cloth.

Surface Materials

Easel Frame/Legs

- 4750 Champagne Metallic
- 4799 Platinum Metallic
- 7360 Merle

Easel Display Shelf

- 7360 Merle

Easel Shelf Inserts and Top Cap

- 6249 Platinum Solid

Wall Track Hook

- 6249 Platinum Solid

Table Top and Leg Choices

	• Dimensions		• Access Leg				• Seated Height-Adjustable Post Leg			
	D	W	With non-locking casters	With locking casters	With glides	With two non-locking casters and two glides	With non-locking casters	With locking casters	With Glides	With two non-locking casters and two glides

Personal Tables

Keystone	19** and 24"	34"	●	●	●	●	N.A.	N.A.	●	N.A.
Rectangle	19** and 24"	34"	●	●	●	●	N.A.	N.A.	●	N.A.
Triangle	22"	33"	N.A.	N.A.	●	N.A.	N.A.	N.A.	N.A.	N.A.

Student Tables

Chevron	19"	60"–84"	●	●	●	●	N.A.	N.A.	●	N.A.
	24"	60"–84"	●	●	●	●	●	●	●	●
	30"	60"–84"	●	●	●	●	●	●	●	●
Team	24"	60"–84"	●	●	●	●	●	●	●	●
	30"	60"–84"	●	●	●	●	●	●	●	●
Trapezoid	30"	60"–84"	●	●	●	●	●	●	●	●
Rectangle	19"	39"–84"	●	●	●	●	N.A.	N.A.	●	N.A.
	24"	39"	●	●	●	●	N.A.	N.A.	●	N.A.
	24"	48"–84"	●	●	●	●	●	●	●	●
	30"	48"–84"	●	●	●	●	●	●	●	●

Media Tables

Rounded	60"	78"	●	●	●	●	●	●	●	●
Square	60"	60"	●	●	●	●	●	●	●	●
Trapezoid	60"	60" and 84"	●	●	●	●	●	●	●	●

Active Media Tables

Rectangle	34"	61" and 87"	N.A.	●	●	N.A.	N.A.	N.A.	N.A.	N.A.
	43"	61" and 87"	N.A.	●	●	N.A.	N.A.	N.A.	N.A.	N.A.
Rounded	34"	87"	N.A.	●	●	N.A.	N.A.	N.A.	N.A.	N.A.
	43"	87"	N.A.	●	●	N.A.	N.A.	N.A.	N.A.	N.A.
Tapered	34"	87"	N.A.	●	●	N.A.	N.A.	N.A.	N.A.	N.A.
	43"	87"	N.A.	●	●	N.A.	N.A.	N.A.	N.A.	N.A.

Flip-Top Tables

Chevron	19"	60"–84"	N.A.	N.A.	N.A.	N.A.	N.A.	N.A.	N.A.	N.A.
	24"	60"–84"	N.A.	N.A.	N.A.	N.A.	N.A.	N.A.	N.A.	N.A.
	30"	60"–84"	N.A.	N.A.	N.A.	N.A.	N.A.	N.A.	N.A.	N.A.
Team	24"	60"–84"	N.A.	N.A.	N.A.	N.A.	N.A.	N.A.	N.A.	N.A.
	30"	60"–84"	N.A.	N.A.	N.A.	N.A.	N.A.	N.A.	N.A.	N.A.
Rectangle	19**	39"–84"	N.A.	N.A.	N.A.	N.A.	N.A.	N.A.	N.A.	N.A.
	24**	39"–84"	N.A.	N.A.	N.A.	N.A.	N.A.	N.A.	N.A.	N.A.
	30**	48"–84"	N.A.	N.A.	N.A.	N.A.	N.A.	N.A.	N.A.	N.A.

Teaching Stations

30"	50"–72"	●	●	●	●	N.A.	N.A.	N.A.	N.A.
-----	---------	---	---	---	---	------	------	------	------

* Can not be used with modesty panel.
 ** Must be used with modesty panel.

	•Dimensions		•Standing Height-Adjustable Post Leg				•Flip-Top Cast Legs	
	D	W	With locking casters	With glides	With two non-locking casters and two glides	With non-locking casters	With locking casters	With two locking casters and two non-locking casters

Personal Tables

Keystone	19" and 24"	34"	N.A.	N.A.	N.A.	N.	N.A.	N.A.
Rectangle	19" and 24"	34"	N.A.	N.A.	N.A.	N.A.	N.A.	N.A.
Triangle	22"	33"	N.A.	N.A.	N.A.	N.A.	N.A.	N.A.

Student Tables

Chevron	19"	60"–84"	N.A.	N.A.	N.A.	N.A.	N.A.	N.A.
	24"	60"–84"	N.A.	●	N.A.	N.A.	N.A.	N.A.
	30"	60"–84"	***	●	***	***	N.A.	N.A.
Team	24"	60"–84"	N.A.	●	N.A.	N.A.	N.A.	N.A.
	30"	60"–84"	●	●	●	●	N.A.	N.A.
Trapezoid	30"	60"–84"	N.A.	●	N.A.	N.A.	N.A.	N.A.
Rectangle	19"	39"–84"	N.A.	N.A.	N.A.	N.A.	N.A.	N.A.
	24"	39"	N.A.	N.A.	N.A.	N.A.	N.A.	N.A.
	24"	48"–84"	N.A.	●	N.A.	N.A.	N.A.	N.A.
	30"	48"–84"	*	●	*	*	N.A.	N.A.

Media Tables

Rounded	60"	78"	●	●	●	●	N.A.	N.A.
Square	60"	60"	●	●	●	●	N.A.	N.A.
Trapezoid	60"	60" and 84"	●	●	●	●	N.A.	N.A.

Active Media Tables

Rectangle	34"	61" and 87"	N.A.	N.A.	N.A.	N.A.	N.A.	N.A.
	43"	61" and 87"	N.A.	N.A.	N.A.	N.A.	N.A.	N.A.
Rounded	34"	87"	N.A.	N.A.	N.A.	N.A.	N.A.	N.A.
	43"	87"	N.A.	N.A.	N.A.	N.A.	N.A.	N.A.
Tapered	34"	87"	N.A.	N.A.	N.A.	N.A.	N.A.	N.A.
	43"	87"	N.A.	N.A.	N.A.	N.A.	N.A.	N.A.

Flip-Top Tables

Chevron	19"	60"–84"	N.A.	N.A.	N.A.	N.A.	●	●
	24"	60"–84"	N.A.	N.A.	N.A.	N.A.	●	●
	30"	60"–84"	N.A.	N.A.	N.A.	N.A.	●	●
Team	24"	60"–84"	N.A.	N.A.	N.A.	N.A.	●	●
	30"	60"–84"	N.A.	N.A.	N.A.	N.A.	●	●
Rectangle	19"	39"–84"	N.A.	N.A.	N.A.	N.A.	●	●
	24"	39"–84"	N.A.	N.A.	N.A.	N.A.	●	●
	30"	48"–84"	N.A.	N.A.	N.A.	N.A.	●	●

Teaching Stations

	30"	50"–72"	N.A.	N.A.	N.A.	N.A.	N.A.	N.A.
--	-----	---------	------	------	------	------	------	------

Dock Storage Availability

	• Dimensions		• Side Dock and Hook (1 set)	• Side Dock and Hook (2 sets)	• Side Dock, Hook, and Center Storage Dock	• Center Storage Dock	• Center Dock Without Storage	• Stow Hook
	D	W						
Personal Tables								
Keystone	19"*	34"	●	●	N.A.	N.A.	N.A.	N.A.
	24"	34"	●	●	N.A.	N.A.	N.A.	N.A.
Rectangle	19"*	34"	●	●	N.A.	N.A.	N.A.	N.A.
	24"	34"	●	●	N.A.	N.A.	N.A.	N.A.
Triangle	22"	33"	●	N.A.	N.A.	N.A.	N.A.	N.A.
Student Tables								
Chevron	19", 24", and 30"	60"–84"	N.A.	●	●	●	N.A.	N.A.
Team	24" and 30"	60"–84"	N.A.	●	N.A.	N.A.	N.A.	N.A.
Trapezoid	30"	62"	N.A.	●	N.A.	N.A.	N.A.	N.A.
Rectangle	19" and 24"	39"–48"	N.A.	●	N.A.	N.A.	N.A.	N.A.
	19" and 24"	60"–84"	N.A.	●	●	●	N.A.	N.A.
	30"	48"	N.A.	●	N.A.	N.A.	N.A.	N.A.
	30"	60"–84"	N.A.	●	●	●	N.A.	N.A.
Media Tables								
Rounded	60"	78"	N.A.	●	N.A.	N.A.	N.A.	N.A.
Square	60"	60"	N.A.	●	N.A.	N.A.	N.A.	N.A.
Trapezoid	60"	60" and 84"	N.A.	●	N.A.	N.A.	N.A.	N.A.
Active Media Tables								
Rectangle	34"	61" and 87"	●	N.A.	N.A.	N.A.	N.A.	●
	43"	61" and 87"	●	N.A.	N.A.	N.A.	N.A.	●
Rounded	34"	87"	●	N.A.	N.A.	N.A.	N.A.	●
	43"	87"	●	N.A.	N.A.	N.A.	N.A.	●
Tapered	34"	87"	●	N.A.	N.A.	N.A.	N.A.	●
	43"	87"	●	N.A.	N.A.	N.A.	N.A.	●
Flip-Top Tables								
Chevron	19"	60"–84"	●	●	N.A.	N.A.	●	●
	24"	60"–84"	●	●	N.A.	N.A.	●	●
	30"	60"–84"	●	●	N.A.	N.A.	●	●
Team	24"	60"–84"	●	●	N.A.	N.A.	●	●
	30"	60"–84"	●	●	N.A.	N.A.	●	●
Rectangle	19"***	39"–84"	●	●	N.A.	N.A.	●	●
	24"***	39"–84"	●	●	N.A.	N.A.	●	●
	30"***	48"–84"	●	●	N.A.	N.A.	●	●
Teaching Stations	30"	50"–72"	N.A.	N.A.	N.A.	N.A.	N.A.	N.A.

* Side docks are not available on 19"D personal tables with casters.

** Center docks are not available on flip-top tables under 60"W.

Personal Tables

Standard Includes		Required to Specify
<ul style="list-style-type: none"> ▶ Need help? Product details, page 269 	<ul style="list-style-type: none"> Table: 1 1/8"- thick top, High-Pressure Laminate price group 1 3 mm radius profile edge: plastic Access legs with non-locking casters: paint group 1 Triangle table is standard with three access legs and glides 	<ol style="list-style-type: none"> Style number High-Pressure Laminate color number for table Plastic edge band color number for table Paint color number for legs Options, if selected (see below) <ul style="list-style-type: none"> ▶ See <i>Surface Materials</i>, page 300.

Options	U.S. Price	Required to Specify	
Surface Materials	Legs on keystone and rectangle tables		
<ul style="list-style-type: none"> Paint price group 1 Paint price group 2 Paint price group 3 	<ul style="list-style-type: none"> No cost +\$ 69 +\$113 	<ul style="list-style-type: none"> Specify paint color number. Specify paint color number. Specify paint color number. 	
	Legs on triangle table		
<ul style="list-style-type: none"> Paint price group 1 Paint price group 2 Paint price group 3 	<ul style="list-style-type: none"> No cost +\$ 50 +\$ 61 	<ul style="list-style-type: none"> Specify paint color number. Specify paint color number. Specify paint color number. 	
	High-Pressure Laminate worksurfaces		
<ul style="list-style-type: none"> Laminate price group 2 Laminate price group 3 Open Line Laminate 	<ul style="list-style-type: none"> See information at left See information at left +\$111 plus cost of laminate 	<ul style="list-style-type: none"> Specify laminate color number. Specify laminate color number. ▶ See <i>Surface Materials Reference Manual</i>. 	
Leg Options	Access legs		
	<ul style="list-style-type: none"> Locking casters Glides Two non-locking casters and two glides 	<ul style="list-style-type: none"> No cost -\$ 32 -\$ 13 	<ul style="list-style-type: none"> Specify with access legs with locking casters. Specify with access legs with glides. Specify with access legs with two non-locking casters and two glides.
	Seated height-adjustable post legs		
	<ul style="list-style-type: none"> Glides 	<ul style="list-style-type: none"> +\$380 	<ul style="list-style-type: none"> Specify with seated height-adjustable post leg with glides.
Dock Storage Options	<ul style="list-style-type: none"> No dock Side dock and hook (one set) Side dock and hook (two sets) 	<ul style="list-style-type: none"> No cost +\$ 80 +\$160 	<ul style="list-style-type: none"> Specify with no dock. Specify with dock and hook (one set) and specify plastic finish. Specify with dock and hook (two sets) and specify plastic finish.

For laminate price group 2 and 3 pricing, please refer to the electronic catalog or SmartTools.

Tip: The triangle table is only available with three access legs and glides.

Tip: The triangle table is optional with only one side dock and hook.

Tip: Side docks are not available on 19"D personal tables with casters.

Specification Information			
Dimensions		Style	U.S.
D	W	Number	Base Price

Keystone Tables			
19"	34"	VTK1934	\$1002
24"	34"	VTK2434	\$1019

Rectangle Tables			
19"	34"	VTR1934	\$1002
24"	34"	VTR2434	\$1019

Triangle Table			
22"	33"	VTP2233	\$ 783



Chevron Tables



► Need help?
Product details,
page 270

Standard Includes

- Table: 1½"- thick top, High-Pressure Laminate price group 1
- 3 mm radius profile edge: plastic
- Access legs with non-locking casters: paint group 1
- Reinforcing channel on 84" tables

Required to Specify

- 1 Style number
 - 2 High-Pressure Laminate color number for table
 - 3 Plastic edge band color number for table
 - 4 Paint color number for legs
 - 5 Options, if selected (see below)
- See *Surface Materials*, page 300.

For laminate price group 2 and 3 pricing, please refer to the electronic catalog or *SmartTools*.

Tip: On 19"D tables, only seated height-adjustable post legs with glides are available.

Tip: Reinforcing channel is not needed on tops smaller than 60" or when a modesty panel is specified. 84" tables come standard with reinforcing channel.

	Options	U.S. Price	Required to Specify
Surface Materials	Legs		
	• Paint price group 1	No cost	Specify paint color number.
	• Paint price group 2	+\$ 69	Specify paint color number.
	• Paint price group 3	+\$113	Specify paint color number.
	Modesty panel		
	• Paint price group 1	No cost	Specify paint color number.
	• Paint price group 2	+\$ 36	Specify paint color number.
	• Paint price group 3	+\$ 56	Specify paint color number.
Leg Options	High-Pressure Laminate worksurfaces		
	• Laminate price group 2	See information at left	Specify laminate color number.
	• Laminate price group 3	See information at left	Specify laminate color number.
	• Open Line Laminate	+\$111 plus cost of laminate	► See <i>Surface Materials Reference Manual</i> .
	Access legs		
	• Locking casters	No cost	Specify with access legs with locking casters.
	• Glides	-\$ 32	Specify with access legs with glides.
	• Two non-locking casters and two glides	-\$ 13	Specify with access legs with two non-locking casters and two glides.
	Seated height-adjustable post legs		
	• Non-locking casters	Prices at right	Specify with seated height-adjustable post leg with non-locking casters.
• Locking casters	Prices at right	Specify with seated height-adjustable post leg with locking casters.	
• Glides	Prices at right	Specify with seated height-adjustable post leg with glides.	
• Two non-locking casters and two glides	Prices at right	Specify with seated height-adjustable post leg with two non-locking casters and two glides.	
	Standing height-adjustable post legs		
	• Non-locking casters	Prices at right	Specify with standing height-adjustable post leg with non-locking casters.
	• Locking casters	Prices at right	Specify with standing height-adjustable post leg with locking casters.
	• Glides	Prices at right	Specify with standing height-adjustable post leg with glides.
• Two non-locking casters and two glides	Prices at right	Specify with standing height-adjustable post leg with two non-locking casters and two glides.	
Modesty Panel	• Steel modesty panel	+\$310	Specify with modesty panel and specify paint color number.

► Options, continued on next page



For Canadian Pricing

Multiply U.S. Price by the Canadian price factor.

► See page 1 for details.

► Options, continued from previous page

Options	U.S. Price	Required to Specify
Dock Storage Options		
• No dock	No cost	Specify <i>with no dock</i> .
• Side dock and hook (two sets)	+\$160	Specify <i>with dock and side hook (two sets)</i> and specify plastic finish.
• Side dock, hook, and center storage dock on units 72" units and smaller	+\$212	Specify <i>with dock, hook, and center storage dock</i> and specify plastic finish.
• Side dock, hook, and center storage dock on 84" units	+\$270	Specify <i>with dock, hook, and center storage dock</i> and specify plastic finish.
• Center storage dock on 72" units and smaller	+\$ 54	Specify <i>with center storage dock</i> and specify plastic finish.
• Center storage dock on 84" units	+\$110	Specify <i>with center storage dock</i> and specify plastic finish.
Reinforcing Channel	• Reinforcing channel +\$ 81	Specify <i>with reinforcing channel</i> .

Specification Information

Dimensions D W	Style Number	U.S. Base Price	Options (Add \$ to Base Price)							
			Seated Height-Adjustable Post Legs				Standing Height-Adjustable Post Legs			
			with Non- Locking Casters	with Locking Casters	with Glides	with Two Casters and Two Glides	with Non- Locking Casters	with Locking Casters	with Glides	with Two Casters and Two Glides
19" 60"	VTC1960	\$1192	N.A.	N.A.	+\$380	N.A.	N.A.	N.A.	N.A.	N.A.
19" 66"	VTC1966	\$1215	N.A.	N.A.	+\$380	N.A.	N.A.	N.A.	N.A.	N.A.
19" 72"	VTC1972	\$1246	N.A.	N.A.	+\$380	N.A.	N.A.	N.A.	N.A.	N.A.
19" 84"	VTC1984	\$1458	N.A.	N.A.	+\$380	N.A.	N.A.	N.A.	N.A.	N.A.
24" 60"	VTC2460	\$1246	+\$417	+\$417	+\$380	+\$397	N.A.	N.A.	+\$535	N.A.
24" 66"	VTC2466	\$1281	+\$417	+\$417	+\$380	+\$397	N.A.	N.A.	+\$535	N.A.
24" 72"	VTC2472	\$1314	+\$417	+\$417	+\$380	+\$397	N.A.	N.A.	+\$535	N.A.
24" 84"	VTC2484	\$1536	+\$417	+\$417	+\$380	+\$397	N.A.	N.A.	+\$535	N.A.
30" 60"	VTC3060	\$1314	+\$417	+\$417	+\$380	+\$397	+\$564	+\$564	+\$535	+\$549
30" 66"	VTC3066	\$1361	+\$417	+\$417	+\$380	+\$397	+\$564	+\$564	+\$535	+\$549
30" 72"	VTC3072	\$1403	+\$417	+\$417	+\$380	+\$397	+\$564	+\$564	+\$535	+\$549
30" 84"	VTC3084	\$1639	+\$417	+\$417	+\$380	+\$397	+\$564	+\$564	+\$535	+\$549



Tip: 84" tops come standard with reinforcing channel.

Tip: On tables 24"D with standing height-adjustable post legs and modesty panels, Chevron tables are only available with glides.

Tip: On tables with standing height-adjustable post legs and casters, Chevron tables 30"D x 60"-84"W must be used with a modesty panel.



For Canadian Pricing
Multiply U.S. Price by the Canadian price factor.
► See page 1 for details.

Team and Trapezoid Tables



For laminate price group 2 and 3 pricing, please refer to the electronic catalog or SmartTools.

Standard Includes		Required to Specify	
<ul style="list-style-type: none"> ▶ Need help? Product details, page 270 	<ul style="list-style-type: none"> • Table: 1 1/8" - thick top, High-Pressure Laminate price group 1 • 3 mm radius profile edge: plastic • Access legs with non-locking casters: paint group 1 • Reinforcing channel on 84" tables 	<ol style="list-style-type: none"> 1 Style number 2 High-Pressure Laminate color number for table 3 Plastic edge band color number for table 4 Paint color number for legs 5 Options, if selected (see below) 	<ul style="list-style-type: none"> ▶ See <i>Surface Materials</i>, page 300.
Options	U.S. Price	Required to Specify	
Surface Materials	Legs <ul style="list-style-type: none"> • Paint price group 1 • Paint price group 2 • Paint price group 3 	No cost +\$ 69 +\$113	Specify paint color number. Specify paint color number. Specify paint color number.
	High-Pressure Laminate worksurfaces <ul style="list-style-type: none"> • Laminate price group 2 • Laminate price group 3 • Open Line Laminate 	See information at left See information at left +\$111 plus cost of laminate	Specify laminate color number. Specify laminate color number. ▶ See <i>Surface Materials Reference Manual</i> .
Leg Options	Access legs <ul style="list-style-type: none"> • Locking casters • Glides • Two non-locking casters and two glides 	No cost -\$ 32 -\$ 13	Specify with access legs with locking casters. Specify with access legs with glides. Specify with access legs with two non-locking casters and two glides.
	Seated height-adjustable post legs <ul style="list-style-type: none"> • Non-locking casters • Locking casters • Glides • Two non-locking casters, two glides 	Prices at right Prices at right Prices at right Prices at right	Specify with seated height-adjustable post leg with non-locking casters. Specify with seated height-adjustable post leg with locking casters. Specify with seated height-adjustable post leg with glides. Specify with seated height-adjustable post leg with two non-locking casters and two glides.
	Standing height-adjustable post legs <ul style="list-style-type: none"> • Non-locking casters • Locking casters • Glides • Two non-locking casters, two glides 	Prices at right Prices at right Prices at right Prices at right	Specify with standing height-adjustable post leg with non-locking casters. Specify with standing height-adjustable post leg with locking casters. Specify with standing height-adjustable post leg with glides. Specify with standing height-adjustable post leg with two non-locking casters and two glides.
Dock Storage Options	<ul style="list-style-type: none"> • No dock • Side dock and hook (two sets) 	No cost +\$160	Specify with no dock. Specify with dock and hook (two sets) and specify plastic finish.
Reinforcing Channel	<ul style="list-style-type: none"> • Reinforcing channel 	+\$ 81	Specify with reinforcing channel.

Tip: Side docks may only be placed on the angled sides of the trapezoid table.



For Canadian Pricing

Multiply U.S. Price by the Canadian price factor.

▶ See page 1 for details.

Specification Information											
Dimensions		Style Number	U.S. Base Price	Options (Add \$ to Base Price)							
D	W			Seated Height-Adjustable Post Legs				Standing Height-Adjustable Post Legs			
				with Non-Locking Casters	with Locking Casters	with Glides	with Two Casters and Two Glides	with Non-Locking Casters	with Locking Casters	with Glides	with Two Casters and Two Glides



Team Tables

24"	60"	VTT2460	\$1298	+\$417	+\$417	+\$380	+\$397	N.A.	N.A.	+\$535	N.A.
24"	72"	VTT2472	\$1403	+\$417	+\$417	+\$380	+\$397	N.A.	N.A.	+\$535	N.A.
24"	84"	VTT2484	\$1510	+\$417	+\$417	+\$380	+\$397	N.A.	N.A.	+\$535	N.A.
30"	60"	VTT3060	\$1376	+\$417	+\$417	+\$380	+\$397	+\$564	+\$564	+\$535	+\$549
30"	72"	VTT3072	\$1504	+\$417	+\$417	+\$380	+\$397	+\$564	+\$564	+\$535	+\$549
30"	84"	VTT3084	\$1674	+\$417	+\$417	+\$380	+\$397	+\$564	+\$564	+\$535	+\$549



Trapezoid Table

30"	62"	VTZ3062	\$1322	+\$417	+\$417	+\$380	+\$397	N.A.	N.A.	+\$535	N.A.
-----	-----	----------------	--------	--------	--------	--------	--------	------	------	--------	------



For Canadian Pricing

Multiply U.S. Price by the Canadian price factor.

► See page 1 for details.

Rectangle Tables



► Need help?
Product details,
page 270

Standard Includes

- Table: 1½"- thick top, High-Pressure Laminate price group 1
- 3 mm radius profile edge: plastic
- Access legs with non-locking casters: paint group 1
- Reinforcing channel on 84" tables

Required to Specify

- 1 Style number
 - 2 High-Pressure Laminate color number for table
 - 3 Plastic edge band color number for table
 - 4 Paint color number for legs
 - 5 Options, if selected (see below)
- See *Surface Materials*, page 300.

For laminate price group 2 and 3 pricing, please refer to the *electronic catalog* or *SmartTools*.

	Options	U.S. Price	Required to Specify
Surface Materials	Legs		
	• Paint price group 1	No cost	Specify paint color number.
	• Paint price group 2	+\$ 69	Specify paint color number.
	• Paint price group 3	+\$113	Specify paint color number.
	Modesty panel		
	• Paint price group 1	No cost	Specify paint color number.
	• Paint price group 2	+\$ 36	Specify paint color number.
	• Paint price group 3	+\$ 56	Specify paint color number.
	High-Pressure Laminate worksurfaces		
	• Laminate price group 2	See information at left	Specify laminate color number.
	• Laminate price group 3	See information at left	Specify laminate color number.
	• Open Line Laminate	+\$111 plus cost of laminate	► See <i>Surface Materials Reference Manual</i> .
Leg Options	Access legs		
	• Locking casters	No cost	Specify with access legs with locking casters.
	• Glides	-\$ 32	Specify with access legs with glides.
	• Two non-locking casters and two glides	-\$ 13	Specify with access legs with two non-locking casters and two glides.
	Seated height-adjustable post legs		
	• Non-locking casters	Prices at right	Specify with seated height-adjustable post leg with non-locking casters.
	• Locking casters	Prices at right	Specify with seated height-adjustable post leg with locking casters.
	• Glides	Prices at right	Specify with seated height-adjustable post leg with glides.
	• Two non-locking casters, two glides	Prices at right	Specify with seated height-adjustable post leg with two non-locking casters and two glides.
	Standing height-adjustable post legs		
	• Non-locking casters	Prices at right	Specify with standing height-adjustable post leg with non-locking casters.
	• Locking casters	Prices at right	Specify with standing height-adjustable post leg with locking casters.
	• Glides	Prices at right	Specify with standing height-adjustable post leg with glides.
	• Two non-locking casters, two glides	Prices at right	Specify with standing height-adjustable post leg with two non-locking casters and two glides.
Modesty Panel	• Steel modesty panel	+\$310	Specify with modesty panel and specify paint color number.

► Options, continued on next page

Tip: On all 19"D tables and on all 39"W tables only seated height-adjustable post legs with glides are available.

Tip: On tables 24"D with standing height-adjustable post legs and modesty panels, rectangle tables are only available with glides.

Tip: On tables with standing height-adjustable post legs and casters, rectangle tables 30"D x 48"-84"W, cannot be used with a modesty panel.

Tip: Modesty panels are not available on 19"D x 39"W or 24"D x 39"W rectangle tables.

Tip: 39"W and 48"W tables can only have side dock and hook.

► Options, continued from previous page

Options	U.S. Price	Required to Specify
Dock Storage Options		
• No dock	No cost	Specify <i>with no dock</i> .
• Side dock and hook (two sets)	+\$160	Specify <i>with dock and hook (two sets)</i> and specify plastic finish.
• Side dock, hook, and center storage dock on 60"-72" units	+\$212	Specify <i>with dock, hook, and center storage dock</i> and specify plastic finish.
• Side dock, hook, and center storage dock on 84" units	+\$270	Specify <i>with dock, hook, and center storage dock</i> and specify plastic finish.
• Center storage dock on 72" units and smaller	+\$ 54	Specify <i>with center storage dock</i> and specify plastic finish.
• Center storage dock on 84" units	+\$110	Specify <i>with center storage dock</i> and specify plastic finish.

Reinforcing Channel	• Reinforcing channel	+\$ 81	Specify <i>with reinforcing channel</i> .
----------------------------	-----------------------	--------	---

Tip: Reinforcing channel is not needed on tops smaller than 60" or when a modesty panel is specified. 84" tables come standard with reinforcing channel.

Specification Information

Dimensions D W	Style Number	U.S. Base Price	Options (Add \$ to Base Price)							
			Seated Height-Adjustable Post Legs				Standing Height-Adjustable Post Legs			
			with Non- Locking Casters	with Locking Casters	with Glides	with Two Casters and Two Glides	with Non- Locking Casters	with Locking Casters	with Glides	with Two Casters and Two Glides

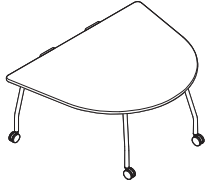


Tip: 84" tables come standard with reinforcing channel.

19"	39"	VTR1939	\$1054	N.A.	N.A.	+\$380	N.A.	N.A.	N.A.	N.A.	N.A.
19"	48"	VTR1948	\$1098	N.A.	N.A.	+\$380	N.A.	N.A.	N.A.	N.A.	N.A.
19"	60"	VTR1960	\$1141	N.A.	N.A.	+\$380	N.A.	N.A.	N.A.	N.A.	N.A.
19"	66"	VTR1966	\$1180	N.A.	N.A.	+\$380	N.A.	N.A.	N.A.	N.A.	N.A.
19"	72"	VTR1972	\$1215	N.A.	N.A.	+\$380	N.A.	N.A.	N.A.	N.A.	N.A.
19"	84"	VTR1984	\$1447	N.A.	N.A.	+\$380	N.A.	N.A.	N.A.	N.A.	N.A.
24"	39"	VTR2439	\$1086	N.A.	N.A.	+\$380	N.A.	N.A.	N.A.	N.A.	N.A.
24"	48"	VTR2448	\$1120	+\$417	+\$417	+\$380	+\$397	N.A.	N.A.	+\$535	N.A.
24"	60"	VTR2460	\$1169	+\$417	+\$417	+\$380	+\$397	N.A.	N.A.	+\$535	N.A.
24"	66"	VTR2466	\$1215	+\$417	+\$417	+\$380	+\$397	N.A.	N.A.	+\$535	N.A.
24"	72"	VTR2472	\$1261	+\$417	+\$417	+\$380	+\$397	N.A.	N.A.	+\$535	N.A.
24"	84"	VTR2484	\$1510	+\$417	+\$417	+\$380	+\$397	N.A.	N.A.	+\$535	N.A.
30"	48"	VTR3048	\$1160	+\$417	+\$417	+\$380	+\$397	+\$564	+\$564	+\$535	+\$549
30"	60"	VTR3060	\$1213	+\$417	+\$417	+\$380	+\$397	+\$564	+\$564	+\$535	+\$549
30"	66"	VTR3066	\$1287	+\$417	+\$417	+\$380	+\$397	+\$564	+\$564	+\$535	+\$549
30"	72"	VTR3072	\$1340	+\$417	+\$417	+\$380	+\$397	+\$564	+\$564	+\$535	+\$549
30"	84"	VTR3084	\$1611	+\$417	+\$417	+\$380	+\$397	+\$564	+\$564	+\$535	+\$549

 **For Canadian Pricing**
Multiply U.S. Price by the Canadian price factor.
► See page 1 for details.

Media Tables



► Need help?
Product details,
page 272

Standard Includes

- Table: 1 1/8"- thick top, High-Pressure Laminate price group 1
- 3 mm radius profile edge: plastic
- Access legs with non-locking casters: paint group 1
- Reinforcing channels

Required to Specify

- 1 Style number
 - 2 High-Pressure Laminate color number for table
 - 3 Plastic edge band color number for table
 - 4 Paint color number for legs
 - 5 Options, if selected (see below)
- See *Surface Materials*, page 300.

For laminate price group 2 and 3 pricing, please refer to the electronic catalog or SmartTools.

Tip: Glides must be used on media tables when used with media:scape mini.

	Options	U.S. Price	Required to Specify
Surface Materials	Legs		
	<ul style="list-style-type: none"> • Paint price group 1 • Paint price group 2 • Paint price group 3 	No cost +\$ 69 +\$113	Specify paint color number. Specify paint color number. Specify paint color number.
	High-Pressure Laminate worksurfaces		
	<ul style="list-style-type: none"> • Laminate price group 2 • Laminate price group 3 • Open Line Laminate 	See information at left See information at left +\$111 plus cost of laminate	Specify laminate color number. Specify laminate color number. ► See <i>Surface Materials Reference Manual</i> .
Leg Options	Access legs		
	<ul style="list-style-type: none"> • Locking casters • Glides • Two non-locking casters and two glides 	No cost -\$ 32 -\$ 13	Specify with access legs with locking casters. Specify with access legs with glides. Specify with access legs with two non-locking casters and two glides.
	Seated height-adjustable post legs		
	<ul style="list-style-type: none"> • Non-locking casters • Locking casters • Glides • Two non-locking casters, two glides 	+\$417 +\$417 +\$380 +\$397	Specify with seated height-adjustable post leg with non-locking casters. Specify with seated height-adjustable post leg with locking casters. Specify with seated height-adjustable post leg with glides. Specify with seated height-adjustable post leg with two non-locking casters and two glides.
	Standing height-adjustable post legs		
	<ul style="list-style-type: none"> • Non-locking casters • Locking casters • Glides • Two non-locking casters, two glides 	+\$564 +\$564 +\$535 +\$549	Specify with standing height-adjustable post leg with non-locking casters. Specify with standing height-adjustable post leg with locking casters. Specify with standing height-adjustable post leg with glides. Specify with standing height-adjustable post leg with two non-locking casters and two glides.
Dock Storage Options	<ul style="list-style-type: none"> • No dock • Side dock and hook (two sets) 	No cost +\$160	Specify with no dock. Specify with dock and hook (two sets) and specify plastic finish.



For Canadian Pricing

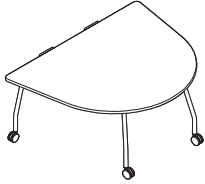
Multiply U.S. Price by the Canadian price factor.

► See page 1 for details.

Specification Information

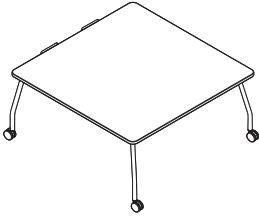
Dimensions		Style Number	U.S. Base Price
D	W		

Rounded Table



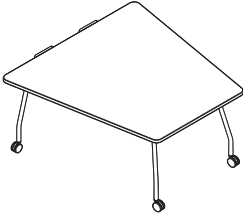
60"	78"	VTMR6078	\$2456
-----	-----	-----------------	--------

Square Table



60"	60"	VTMS6060	\$1992
-----	-----	-----------------	--------

Trapezoid Tables



60"	60"	VTMZ6060	\$1992
60"	84"	VTMZ6084	\$2574

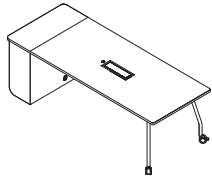


For Canadian Pricing

Multiply U.S. Price by the Canadian price factor.

▶ See page 1 for details.

Active Media Tables



► Need help?
Product details,
page 274

Standard Includes

- Table: 1"- thick top, High-Pressure Laminate price group 1
- 3 mm radius profile edge: plastic
- Media case top: High-Pressure Laminate
- Access legs with locking casters: paint group 1
- 96" Nema power cord
- Electric height-adjustable monitor lift
- Media case power: 3 outlets
- User power channel: 3 outlets, 1 USB, and extron adapter plate or 3 outlets, 1 USB, and 3 knockouts
- Wire management
- Two locking casters

Required to Specify

- 1 Style number
 - 2 Table depth (see below under Required Selections)
 - 3 Table width (see below under Required Selections)
 - 4 High-Pressure Laminate color number for table top and media case
 - 5 Plastic edge band color number for table
 - 6 Paint color number for legs
 - 7 Options, if selected (see below)
- See *Surface Materials*, page 300.

	Required Selections	U.S. Price	Required to Specify
Table Size	Depth		
	<ul style="list-style-type: none"> • 34" • 43" 	Prices at right Prices at right	Specify with 34" depth. Specify with 43" depth.
	Width		
	<ul style="list-style-type: none"> • 61" • 87" 	Prices at right Prices at right	Specify with 61" width. Specify with 87" width.

	Options	U.S. Price	Required to Specify
Surface Materials	High-Pressure Laminate worksurfaces		
	<ul style="list-style-type: none"> • Laminate price group 2 • Laminate price group 3 • Open Line Laminate 	See information at left See information at left +\$111 plus cost of laminate	Specify laminate color number. Specify laminate color number. ► See <i>Surface Materials Reference Manual</i> .
	Legs		
	<ul style="list-style-type: none"> • Paint price group 1 • Paint price group 2 • Paint price group 3 	No cost +\$ 69 +\$113	Specify paint color number. Specify paint color number. Specify paint color number.
Legs	Access legs		
	<ul style="list-style-type: none"> • Locking casters • Glides 	No cost -\$ 13	Specify with locking casters. Specify with glides.
Media Case Power	<ul style="list-style-type: none"> • 3 outlets • 5 outlets 	No cost +\$114	Specify with 3 outlets in the media case. Specify with 5 outlets in the media case.
User Power Channel	<ul style="list-style-type: none"> • 3 outlet, 1 USB, and extron adapter plate • 3 outlet, 1 USB, and 3 knockouts 	No cost No cost	Specify with 3 outlet, 1 USB, and extron adapter plate configuration. Specify with 3 outlet, 1 USB, and 3 knockouts plate configuration.
Power Plug Type	<ul style="list-style-type: none"> • NEMA plug • Thread low profile 	No cost +\$ 43	Specify with NEMA plug configuration. Specify with Thread low profile configuration.
Dock Storage Accessories	Side dock and hook		
	<ul style="list-style-type: none"> • No side dock and hook • One side dock and hook 	No cost +\$ 80	Specify with no side dock and hook. Specify with one side dock and hook.
	Stow hook		
	<ul style="list-style-type: none"> • No stow hook • One stow hook 	No cost +\$ 53	Specify with no stow hook. Specify with one stow hook.

For laminate price group 2 and 3 pricing, please refer to the electronic catalog or SmartTools.

Tip: Access legs were designed specifically for 1" tops.

Tip: If you need to power more than one additional piece of technology specify with five outlets.

Tip: If a simple HDMI or VGA connection is needed, route a 15' cord through the table.

Tip: USB port is dual USB-A.



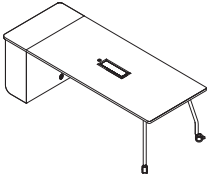
For Canadian Pricing

Multiply U.S. Price by the Canadian price factor.

► See page 1 for details.

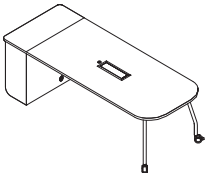
Specification Information

• Style Number	• Dimensions Depth	• U.S. Base Prices	
		Widths	
		61"W	87"W



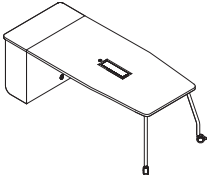
Rectangle Active Media Tables

VTAMRT2	34"	\$9049	\$ 9498
	43"	\$9753	\$10,202



Rounded Active Media Tables

VTAMRD2	34"	N.A.	\$ 9618
	43"	N.A.	\$10,322



Tapered Media Tables

VTAMTP2	34"	N.A.	\$ 9618
	43"	N.A.	\$10,322

 **For Canadian Pricing**
 Multiply U.S. Price by the Canadian price factor.
 ▶ See page 1 for details.



► Options, continued from previous page

Options	U.S. Price	Required to Specify
Legs		
Caster type		
• Two locking casters and two non-locking casters	No cost	Specify with two locking casters and two non-locking casters.
• Four locking casters	No cost	Specify with four locking casters.
Dock Storage		
Side dock and hook		
• No side dock and hook	No cost	Specify with no side dock and hook.
• One side dock and hook	+\$ 78	Specify with one side dock and hook.
• Two side docks and hook	+\$156	Specify with two side docks and hook.
Stow hook		
• No stow hook	No cost	Specify with no stow hook.
• One stow hook	+\$ 52	Specify with one stow hook.
• Two stow hooks	+\$104	Specify with two stow hooks.
Center dock		
• No center dock	No cost	Specify with no center dock.
• One center dock	+\$ 52	Specify with one center dock.
• Two center docks	+\$104	Specify with two center docks.

Tip: Flip-top dock and hook options only support two whiteboards per hook.

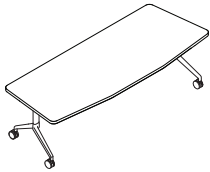
Tip: Center docks on flip-top tables do not have storage well.

Specification Information

Style Number	Dimensions Depth	U.S. Base Prices					
		Widths					
		39"W	48"W	60"W	66"W	72"W	84"W

Chevron Flip-Top Tables

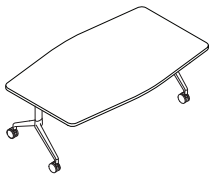
VTCF	19"	N.A.	N.A.	\$2046	\$2073	\$2097	\$2294
	24"	N.A.	N.A.	\$2097	\$2130	\$2162	\$2371
	30"	N.A.	N.A.	\$2162	\$2204	\$2245	\$2461



Tip: The 19"D table legs are different and do not nest with 24"D or 30"D table legs.

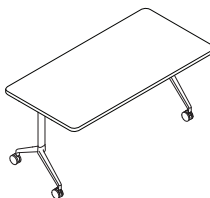
Team Flip-Top Tables

VTF	24"	N.A.	N.A.	\$2143	N.A.	\$2245	\$2347
	30"	N.A.	N.A.	\$2219	N.A.	\$2336	\$2498



Rectangle Flip-Top Tables

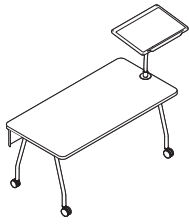
VTRF	19"	\$1921	\$1962	\$2001	\$2038	\$2073	\$2287
	24"	\$1955	\$1980	\$2026	\$2073	\$2113	\$2347
	30"	N.A.	\$2021	\$2086	\$2137	\$2190	\$2440

**For Canadian Pricing**

Multiply U.S. Price by the Canadian price factor.

► See page 1 for details.

Teaching Stations



► Need help?
Product details,
page 278

Standard Includes

- Table: 1 1/8"- thick top, High-Pressure Laminate price group 1
- 3 mm radius profile edge: plastic
- Lectern: urethane edge with laminate
- Access legs with non-locking casters: paint group 1
- Lectern arm: paint group 1
- Modesty panel: paint group 1, if selected

Required to Specify

- 1 Style number
 - 2 High-Pressure Laminate color number for table
 - 3 Plastic edge band color number for table
 - 4 Lectern finish color number
 - 5 Paint color number for legs
 - 6 Paint color number for lectern arm
 - 7 Paint color number for modesty panel, if selected
 - 8 Options, if selected (see below)
- See *Surface Materials*, page 300.

For laminate price group 2 and 3 pricing, please refer to the electronic catalog or SmartTools.

	Options	U.S. Price	Required to Specify
Surface Materials	Legs		
	• Paint price group 1	No cost	Specify paint color number.
	• Paint price group 2	+\$ 69	Specify paint color number.
	• Paint price group 3	+\$113	Specify paint color number.
	Lectern arm		
	• Paint price group 1	No cost	Specify paint color number.
	• Paint price group 2	+\$ 13	Specify paint color number.
	Modesty panel		
	• Paint price group 1	No cost	Specify paint color number.
	• Paint price group 2	+\$ 36	Specify paint color number.
	• Paint price group 3	+\$ 56	Specify paint color number.
	High-Pressure Laminate worksurfaces		
	• Laminate price group 2	See information at left	Specify laminate color number.
	• Laminate price group 3	See information at left	Specify laminate color number.
	• Open Line Laminate	+\$111 plus cost of laminate	► See <i>Surface Materials Reference Manual</i> .
Cup Holder	• Cup holder on lectern	+\$ 55	Specify <i>with cup holder</i> .
Leg Options	Access legs		
	• Locking casters	No cost	Specify <i>with access leg with locking casters</i> .
	• Glides	-\$ 32	Specify <i>with access leg with glides</i> .
	• Two non-locking casters and two glides	-\$ 13	Specify <i>with access leg with two casters and two glides</i> .
Modesty Panel	• Steel modesty panel on teaching station without storage caddy	+\$310	Specify <i>with modesty panel</i> and select paint color number.
Reinforcing Channel	• Reinforcing channel on 60" and 72" units	+\$ 81	Specify <i>with reinforcing channel</i> .

Specification Information

• Dimensions		• Style Number	• U.S. Base Price
D	W		
30"	50"	VTSN3050	\$2405
30"	60"	VTSN3060	\$2465
30"	72"	VTSN3072	\$2572



For Canadian Pricing

Multiply U.S. Price by the Canadian price factor.

► See page 1 for details.



Tip: See CeramicSteel Cleaning/Daily Care and Maintenance for additional information.
 ▶ See Collaborative Surfaces Specification Guide.

Standard Includes	Required to Specify
• Two-sided e ³ CeramicSteel with urethane edge molding	Style number

Specification Information			
• Dimensions		• Style	• U.S.
H	W	Number	Price
18"	23"	VWB2	\$303

 **For Canadian Pricing**
 Multiply U.S. Price by the Canadian price factor.
 ▶ See page 1 for details.



Easel



Standard Includes		Required to Specify
<ul style="list-style-type: none"> ▶ Need help? Product details, page 279 	<ul style="list-style-type: none"> • Steel display shelves: 7360 Merle • Frame/legs: paint group 1 • Casters: black • Trough: 6249 Platinum Solid • Shipped assembled/wrapped 	<ul style="list-style-type: none"> 1 Style number 2 Frame/leg paint color number 3 Options, if selected (see below) ▶ See <i>Surface Materials</i>, page 300.

Options	U.S. Price	Required to Specify
Surface Materials <ul style="list-style-type: none"> • Paint price group 1 • Paint price group 2 	<ul style="list-style-type: none"> No cost +\$52 	<ul style="list-style-type: none"> Specify paint color number. Specify paint color number.

Specification Information			
Dimensions		Style	U.S. Base
D	W	Number	Price
24"	36"	VE36	\$2498



For Canadian Pricing
 Multiply U.S. Price by the Canadian price factor.
 ▶ See page 1 for details.

Wall Track



Tip: The wall track style numbers come with four or five hooks. Additional wall track hooks are available.

Standard Includes	Required to Specify
<ul style="list-style-type: none"> ▶ Need help? Product details, page 279 • Anodized aluminum track • Cork insert • Plastic hooks 	<ul style="list-style-type: none"> Style number

Specification Information				
• Dimensions		• Number of Plastic Hooks	• Style Number	• U.S. Price
D	W			
1"	6'	4	VWT6	\$420
1"	8'	5	VWT8	\$517

Wall Track

1"	6'	4	VWT6	\$420
1"	8'	5	VWT8	\$517

Wall Track Hook

		1	VWTH	\$ 37
--	--	---	-------------	-------

For Canadian Pricing
 Multiply U.S. Price by the Canadian price factor.
 ▶ See page 1 for details.



Surface Materials

This listing includes all the surface material choices that are available for the products in this specification guide.

Resources

For more information about surface materials, refer to the following resources:

Additional surface materials specification tools are available to assist you in the specification process—the Surface Materials Binders.

The global surface materials palette is a core collection of finishes that is available across multiple geographies (Americas/EMEA – Europe, Middle East, and Africa/APAC – Asia Pacific) and on global product lines, where applicable. For a list of finishes included in the offering, see the *Surface Materials Reference Manual*. Additional details, like product approvals by geography and finish number conversions, can also be found in the *Surface Materials Reference Manual* or see steelcase.com/surface-materials.

Surface Materials Binders

- *Surface Materials Reference Manual*
- A complete set of swatch cards for hard surfaces, vertical surface fabrics, and seating upholstery.

Paint

Steelcase Surfaces

Applies to:

- Legs and modesty panels on chevron tables, rectangle tables, and teaching stations.
- Legs on personal tables, team tables, trapezoid tables, and media tables

Price Group 1

Textured Paint

- 7207 Black
- 7225 Sand
- 7241 Arctic White
- 7243 Seagull
- 7360 Merle

Price Group 2

Smooth Metallic Paint

- 4750 Champagne Metallic
- 4798 Sterling Metallic **E**
- 4799 Platinum Metallic

Textured Metallic Paint

- 7246 Midnight Metallic

Price Group 3

Accent Paint

- 1ATG Rose Quartz
- 4AV3 Blue Jay
- 4AV4 Baltic
- 4AX1 Citron
- 4AY2 Chili
- 4AZ5 Marlin
- 4CL1 Dark Olivine
- 4CL2 Ice Blue
- 4CL3 Aura
- 4CL4 Sea Glass
- 4CL5 Light Matcha
- 4CL6 Terra
- 4CL7 Sandstone
- 4CL8 Smokey Plum
- 4CZ5 Honey
- 4CZ6 Lagoon
- 4CZ8 Light Peacock

Applies to:

- Easel frame/legs
- Teaching station lectern arm

Price Group 1

Textured Paint

- 7360 Merle

Price Group 2

Smooth Metallic Paint

- 4750 Champagne Metallic
- 4799 Platinum Metallic

Custom Surfaces

Price Group 3

PerfectMatch

PerfectMatch is a service that allows you to create your own paint color. Refer to the *Surface Materials Reference Manual* for more information about this program.

Laminate

Applies to:

- Worksurface on personal tables, chevron tables, team tables, trapezoid tables, rectangle tables, media tables, and teaching stations

Steelcase Surfaces

High-Pressure Laminate

Price Group 1

Fiber Laminate

- 2850 Vanadium Fiber
- 2854 Vellum Fiber **E**
- 2860 Granite Fiber
- 2862 Stucco Fiber **E**

Micro Laminate

- 2920 Marl Micro
- 2921 Gypsum Micro
- 2922 Clay Micro

Patina Laminate

- 2870 Blonde Bronze Patina
- 2873 Instant Iron Patina

Solid Laminate

- 2722 Cream **E**
- 2730 Arctic White
- 2746 Black
- 2759 Warm White
- 2811 Mist **E**
- 2883 Seagull
- 2884 Milk
- 2885 Dune
- 2HAA Persian Salt
- 2HAB Rose
- 2HAC Indigo
- 2HAD Green Citrine **E**
- 2HAE Dark Olivine
- 2HAF Cloudy
- 2HMG Merle
- 2HWU Clay
- 2HWV Chalk

Speckle Laminate

- 2820 Coffee Speckle **E**
- 2823 Driftwood Speckle
- 2824 Smoke Speckle
- 2825 Vanadium Speckle

Tip: Some wood veneer finishes and woodgrain laminates share the same name. Because of the difference in materials, veneers and laminates of the same name are not an exact match but do coordinate with each other.

Woodgrain Laminate

- 2406 Clear Cherry **E**
- 2409 Clear Maple
- 2410 Graphite Walnut
- 2412 Natural Cherry
- 2422 Medium Cherry **E**
- 2511 Winter on Maple **E**
- 2535 Virginia Walnut
- 2536 Blackwood
- 2538 Clear Walnut
- 2592 Blonde on Maple **E**
- 2714 Natural Walnut **E**
- 2HAK Clear Oak
- 2HAN Ash Noce
- 2HAT Acacia
- 2HAW Ash Wenge
- 2HBN Bisque Noce
- 2HBW Bisque Wenge
- 2HCN Clay Noce
- 2HCW Clay Wenge
- 2HSN Storm Noce
- 2HSW Storm Wenge
- 2HWA Grey Kingswood
- 2HWB Planked Walnut
- 2HWD Resolute Walnut
- 2HWE Natural Recon
- 2HWF Smoked Walnut **E**
- 2HZA Waxed Maple
- 2HZA Natural Ash
- 2HZA Aged Ash
- 2HZD Ashwood Oak
- 2HZE Ashwood Beige
- 2HZF White Washed Birchply

Price Group 2

Textured Laminate

- 2TH2 Fawn Cypress
- 2TH4 Saddle Oak
- 2TH5 Veranda Teak
- 2TH7 Walnut Heights
- 2UH1 Reclaimed Aggregate
- 2UH2 Reclaimed Gravel
- 2UH4 Cement*
- 2UH6 Sheetrock

**2UH4 Cement has limited availability, determined by product sizing and/or options.*

Applies to:

- Worksurface on flip-top tables

Price Group 3

Solid Laminate

- 24H1 Satin White
- 24H2 Satin Black
- 24H3 Satin Stone
- 24H4 Satin Mocha

E = Excluded

Custom Surfaces

Open Line Laminate (OLL)

This service allows you to order non-standard laminate at an additional processing fee of \$ 111 U.S. per unit, plus the cost of the laminate.

High-Pressure Laminate pricing does not include premium or digitally printed patterns from any suppliers. Laminate cost may also vary for basic or standard laminates from other suppliers. Please contact the OLL consultant at 616.475.2426 for pricing. The cost of the laminate will be added to your invoice as a separate line on the acknowledgement.

When processing orders for Open Line Laminate on Verb, specify 2900 in the laminate finish field and enter the OLL manufacturer information. Enter the required edge finish as you would a standard laminate.

Laminate Approval and Material Requirements

To confirm whether a particular laminate has already been tested for use on a specific Steelcase product or to determine material square foot requirements:

- Visit www.steelcase.com

For additional information, refer to the *Steelcase Surface Materials Reference Manual*.

Plastic

Steelcase Surfaces

Applies to:

- Edge on personal tables, chevron tables, team tables, trapezoid tables, rectangle tables, media tables, and teaching stations

6000	Black
6001	Coffee E
6009	Arctic White
6034	Natural Cherry
6036	Medium Cherry
6037	Winter on Maple
6038	Blonde on Maple E
6041	Natural Walnut E
6052	Milk
6053	Seagull
6169	Stone
6170	Mocha
61AA	Persian Salt
61AB	Rose
61AC	Indigo
61AD	Green Citrine E
61AE	Dark Olivine
61AF	Cloudy
6213	Acacia
6219	Clear Oak
6231	Graphite Walnut
6237	Clear Maple
6242	Virginia Walnut
6243	Blackwood
6245	Clear Walnut
6249	Platinum Solid
6271	Plywood
6527	Merle
6612	Grey V2 E
6615	Grey V5
6619	Ice E
6631	Cream E
6635	Dawn E
6636	Mist
6654	Sand
6655	Warm White
6694	Slate E
6695	Midnight
6697	Fog
6698	Fieldstone
66WA	Grey Kingswood
66WB	Planked Walnut
66WD	Resolute Walnut
66WE	Natural Recon
66WF	Smoked Walnut
66WU	Clay
66WV	Chalk
6703	Ash Wenge
6704	Storm Wenge
6705	Bisque Wenge
6706	Clay Wenge
6707	Ash Noce
6708	Bisque Noce
6709	Clay Noce
6710	Storm Noce
6T02	Fawn Cypress
6T04	Saddle Oak
6T05	Veranda Teak
6T07	Walnut Heights
6T08	Aggregate
6T09	Gravel
6T10	Cement
6T12	Sheetrock

Tip: Light color plastic edges are susceptible to degradation due to normal wear and tear. Staining (e.g., ball point pen or clothing dyes such as blue jeans) and dirt effects are more pronounced in light colors and are not considered defects.

Applies to:

- Dock and hooks on personal tables, chevron tables, team tables, trapezoid tables, rectangle tables, and media tables
- | | |
|------|---------------------|
| 6059 | Sterling Dark Solid |
| 6249 | Platinum Solid |
| 6259 | Midnight |
| 6337 | Element |

Lectern Surface

Steelcase Surfaces

Lectern laminate color defaults based on the urethane color.

Urethane Edge:	Laminate:
6059 Sterling Dark Solid	2883 Seagull
6249 Platinum Solid	2883 Seagull
6337 Element	2885 Dune

E = Excluded



Convene



Statement of Line 304

Understanding

Conference Tables and Coordinating Furniture	306
Conference Tables	308
Conference Table Top and Base Combinations	310
Convene Base Locations	322
Power and Communication Accessory Locations	327
Availability of Conference Top Options	331
Specifying Conference Top Options	334

Specifying

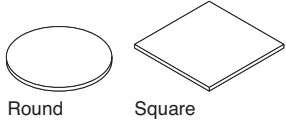
Wood Conference Table Tops	337
Laminate Conference Table Tops	348
Bases for Conference Tables	358
Power and Communication Accessories	366
Convene Edge Profile Samples	368

Surface Materials 370

Statement of Line

Convене

Conference Tables and Bases

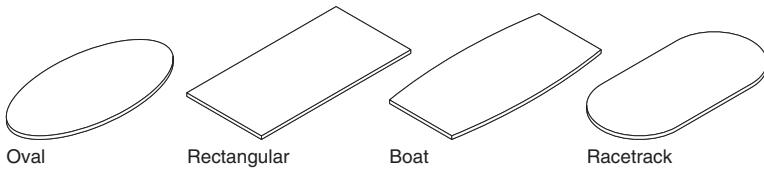


Understanding
 ▶ Page 306
 Specifying
 ▶ Pages 337–338,
 348–349

Round and Square Table Tops

	36"W	42"W	48"W	54"W	60"W	66"W	72"W
36"D	●■						
42"D		●■					
48"D			●■				
54"D				●■			
60"D					●■		
66"D						●	
72"D							●

● = Round ■ = Square



Understanding
 ▶ Page 306
 Specifying
 ▶ Pages 340–346,
 350–356

Oval, Rectangular, Boat-Shape, and Racetrack Tops

	60"W	66"W	72"W	84"W	96"W	108"W	120"W	144"W	168"W	192"W	216"W
36"D	●■	●■	●■	●■							
42"D			●■	●■	●■	●■					
48"D				■	●■	●■	●■	●■			
54"D						●■	●■	●■	■		
60"D							●■	●■	●■	■	■
66"D								●■	●■	●■	■
72"D									●■	●■	●■

● = Oval ■ = Rectangular, Boat-Shape, and Racetrack

Conference Tables and Bases, continued

Conference Table Bases

Understanding
▶ Page 306
Specifying
▶ Pages 358–365



T-flex
base



X-flex
base



U-panel
base



Rectangular
base



Freestanding
table base



Circular drum
base



Half drum
base



Elliptical drum
base

Convене Conference Tables

Convене table collection allows tops and bases to be combined to create a wide variety of conference tables with numerous power and communication options.

Conference tables are available in a wide variety of table top and base combinations. ▶ See *Conference Table Top and Base Combinations*, page 310.

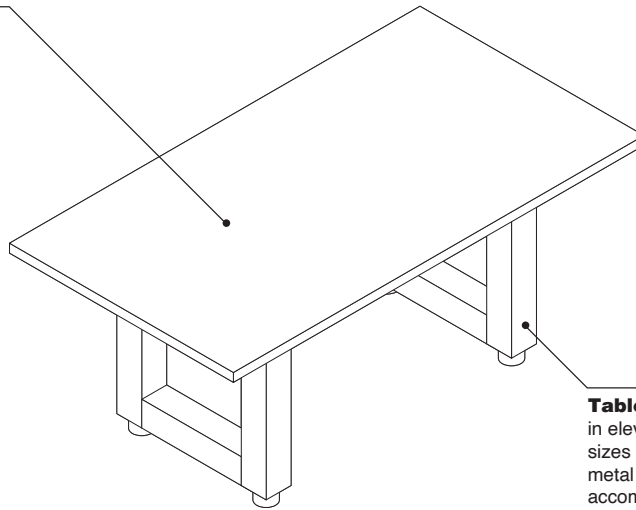
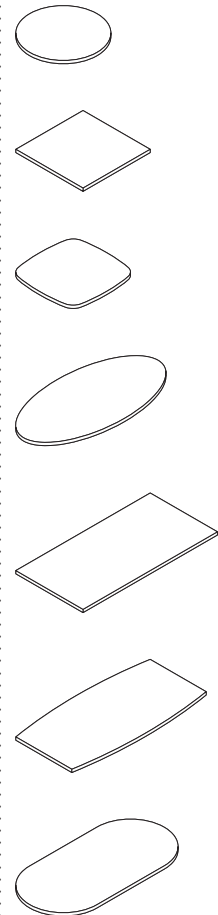


Table bases are available in eleven styles. Various sizes are available in both metal and wood. All bases accommodate cords and cables to bring power and data to the worksurface.

Product Details

Conference tables include a top and bases that are ordered separately and combined in the field. Conference tables are 29"H. *Tip: Use the Conference Table Top and Base Combinations matrix to determine the type and number of bases you need to order for the table you choose.* ▶ Page 310



Seven conference table tops are available in a variety of sizes.

Actual Dimensions

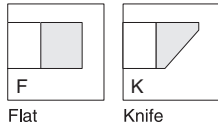
Conference Table Tops

Table top thickness	1 3/8"
Round table top diameter	36", 42", 48", 54", 60", 66", or 72"
Square table top depth and width	36", 42", 48", 54", or 60"
Oval table top depth	36", 42", 48", 54", 60", 66", or 72"
Oval table top width	60", 66", 72", 84", 96", 108", 120", 144", 168", 192", or 216"
Rectangular and racetrack table top depth	36", 42", 48", 54", 60", 66", or 72"
Boat-shape table top depth	30"/36", 36"/42", 41"/48", 46"/54", 51"/60", 56"/66", or 61"/72"
Rectangular, boat-shape, and racetrack table top width	60", 66", 72", 84", 96", 108", 120", 144", 168", 192", or 216"

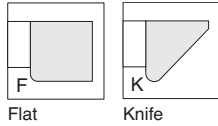
Conference Table Bases

T-flex and X-flex base width	24" or 30"
U-panel and rectangular panel base depth	4" or 6"
U-panel and rectangular panel base width	24", 30", or 36"
Elliptical drum width	24", 30", or 36"
Circular drum base diameter	24", 30", or 36"
Half drum width	24", 30", or 36"
Freestanding table base	28"

Standard Edge Profiles



Large Edge Profiles



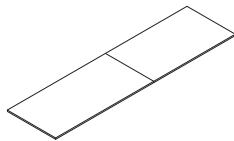
Two edge profiles are available on table tops. To keep the proportions of edge profile and table size visually consistent, tables over a certain size receive a larger edge profile. Standard edge profile is 1¼"D x 13⁄8"H, large edge profile is 17⁄8"D x 17⁄8"H. Edge profiles are solid wood.

Solid wood edge profiles are achieved by adding a specially shaped wood edge to table tops. Both wood and laminate table tops have solid wood edge profiles.

Solid wood edge profile finishes will not be an exact match to wood grain laminates. We highly recommend ordering physical samples to understand visual differences.

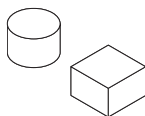
Grain direction on wood veneer tops runs the width on all tops up to 72"W. Grain direction runs the depth on all tops 84"W or wider.

Directional laminates run the width on all tops up to 60"D. Directional laminates run the depth on tops 66"D or deeper.



Sectioned tops will occur when the top is larger than 120"W. The top will be split into two equal sections that ship with connecting hardware. Woodgrain laminate sectioned tops cannot guarantee a perfect match of grain pattern at the seam where the two sections join. However, the best match of grain pattern possible will be pursued.

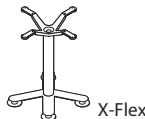
Conference table bases are available in nine styles—T-flex, X-flex, U-panel, rectangular panel, circular drum, elliptical drum, and half drum. Not all bases can be used on all table tops. ▶ See *Conference Table Top and Base Combinations* matrix, pages 310–321.



Cylinder and square feet are available on certain conference table bases.



T-Flex



X-Flex

Metal T-flex and X-flex bases are available 24"W and 30"W.



U-panel bases are available 24"W, 30"W, and 36"W. U-panel bases are wood and standard with cylinder feet. Square feet are available as an option.



Rectangular panel bases are available 24"W, 30"W, and 36"W. Rectangular panel bases are wood and available with a recessed toe kick plate in a metallic or black finish, cylinder feet, or square feet.



Freestanding table base is available 28"W.



Circular drum bases are available 24"W, 30"W, and 36"W. Circular drum bases are wood and available with a recessed toe kick plate in a metallic or black finish.



Half drum bases are available 24"W, 30"W, and 36"W. Half drum bases are wood and available with a recessed toe kick plate in a metallic or black finish.



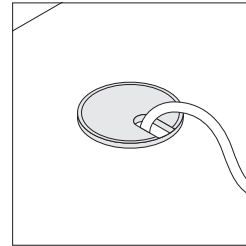
Elliptical drum bases are available 24"W, 30"W, and 36"W. Elliptical drum bases are wood and available with a recessed toe kick plate in a metallic or black finish.

Leveling glides adjust to install tables on uneven floors. Leveling glides are standard on all bases.

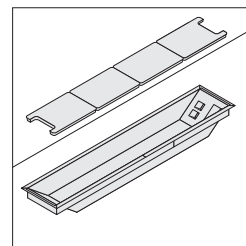
Connections

Conference table combinations require a certain size and number of bases to support a specific top. ▶ Page 310

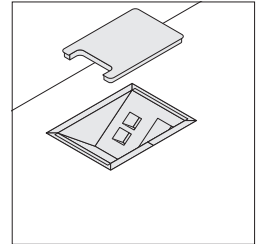
Wiring & Cabling



2½"-round grommets are available factory installed on conference tables to allow cords and cables to pass through the top.



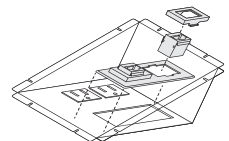
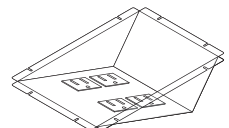
Power channels are available in the table top to provide lay-in cable routing and access to electrical outlets and voice and data receptacles. Technology covers are included to conceal outlets and receptacles. Tables can accommodate one or two power channels depending on table dimensions. Power channels are standard with a conduit and must be hardwired in the field. ▶ See *Availability of Conference Top Options*, page 331.



Power units are available in the table top to provide access to electrical outlets and voice and data receptacles. Technology covers are included to conceal outlets and receptacles. Tables can accommodate one, two, four or six power units depending on table dimensions. Power units are standard with a conduit and must be hardwired in the field.

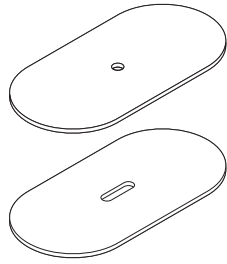
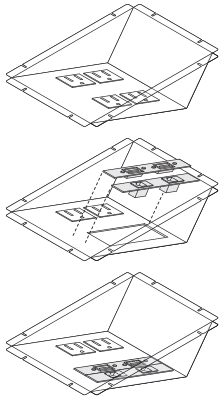
Tip: Power units cannot be used on any table supported with T-flex, or X-flex bases. ▶ See *Availability of Conference Top Options*, page 331.

Power channels and power units have an opening for data that can be filled. The first method is two simplex voice/data jacks (customer supplied).



The second method is two single space Extron Electronics Architectural Adapter Plates (AAPs) for data solutions. These are supplied by the customer and can be used in any combination.

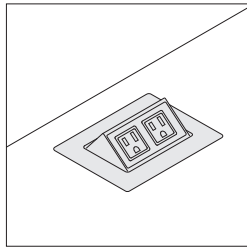
Convене Conference Tables, continued



Factory-cut holes for power and communication spheres and ports

are available as options on conference table tops. Tables can accommodate one, two, or four holes depending on table dimensions. Power and communication spheres and ports must be specified separately.

▶ See *Availability of Conference Top Options*, page 331.

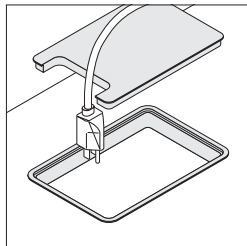


Decorative round and oval port covers

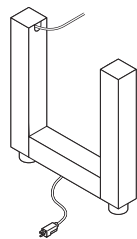
snap on to the plastic cover that ships standard with the ports. Covers are metal and available in two metallic finishes.

Power and Communication Accessory Locations

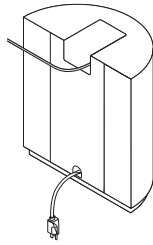
▶ Page 327



Removable wire access covers on power channels and power units allow cords and cables to pass through the table top. The cover, when replaced, holds cords in place.

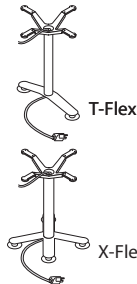


U-panel bases can accommodate cords and cables through cutouts in the top and cavities that run all the way through to the floor.



Rectangle panel, half drum, elliptical drum, and round drum bases

can accommodate cords and cables through a wire access cavity with a removable panel. A hole is standard in the bottom of the half drum, elliptical drum, and round drum for direct access to floor monuments.



T-flex and X-flex bases can accommodate cords and cables routed through the center and out through an opening in the bottom.

Surface Materials

Top

- Wood veneer
- Laminate
- Customiz stain (optional on wood)
- Full-fill finish (optional on wood)

Edge profile

- Solid wood on wood and laminate tops
- Customiz stain (optional on laminate tops)
- *Solid wood edge profile finishes will not be an exact match to wood grain laminates. We highly recommend ordering physical samples to understand visual differences.*

T- and X-flex bases

- 0835 Black
- 4799 Platinum
- 8042 Brushed Aluminum (optional)

U- and rectangular panel bases

- Wood*
- Customiz stain (optional)
- *With the exception of oak, wood bases use flat-cut veneers. Oak bases always use rift-cut veneers.*

Freestanding table base

- 4799 Platinum
- 7207 Black

Circular, half and elliptical drum bases

- Wood*
- Customiz stain (optional)
- *With the exception of oak, wood bases use flat-cut veneers. Oak bases always use rift-cut veneers.*

Cylinder and square feet

- 0835 Black
- 4799 Platinum
- 8042 Brushed Aluminum (optional)

Toe kick plate

- 0835 Black
- 8042 Brushed Aluminum (optional)
- 8046 Polished Aluminum (optional)

Grommets

- 0835 Black
- 4799 Platinum Metallic
- 9201 Polished Chrome
- 9211 Nickel

Technology covers

- Solid surface
 - 2868 Cameo White Low Gloss
 - 2869 Nocturne Black Low Gloss

Power channel and power unit sleeves

- 0835 Black
- 4799 Platinum

Round and oval port caps

- 9201 Polished Chrome
- 9211 Nickel

Leveling glides

- Black only

9201 Polished Chrome and 8046 Polished Aluminum

are visually very similar and work well together for coordination of finishes.

Wood touch-up kits

- Available in specific finishes for field repairs
- ▶ Page 576

Application Topics

Conference tables are shipped knocked down and are assembled in the field. All conference table tops ship as one piece with the following exceptions:

The following table tops are shipped in two pieces:

- 66" and 72" diameter round tops
- 54"D x 144"W oval tops
- 60"D x 144"W/168"W oval tops
- 48"D x 144"W rectangular, boat-shape, and racetrack tops
- 54"D x 144"W/168"W rectangular, boat-shape, and racetrack tops
- 60"D x 144"W/168"W/192"W/216"W rectangular, boat-shape, and racetrack tops

The following table tops are shipped in three pieces:


























- 66"D x 144"W/168"W, 72"W x 168"W/ oval tops
- 66"D x 144"W/168"W rectangular, boat-shape, and racetrack tops
- 72"D x 168"W rectangular, boat-shape, and racetrack tops

The following table tops are shipped in four pieces:

- 66"D x 192"W, 72"D x 192"W/216"W oval tops
- 66"D x 192"W/216"W rectangular, boat-shape, and racetrack tops
- 72"W x 192"W/216"W rectangular, boat-shape, and racetrack tops

Convене Conference Table Top and Base Combinations

Round and Square Tops

	Approximate Seating Capacity	24" T Flex Base	30" T Flex Base	24" X Flex Base	30" X Flex Base	28" Table Base	24" U Base	30" U Base
Round Tops								
36" diameter	4							
36" diameter	4			① 		① 		
42" diameter	4			① 		① 		
48" diameter	5				① 	① 		
54" diameter	5				① 			
60" diameter	6							
66" diameter	7							
72" diameter	8							
Square Tops								
36" x 36"	4			① 		① 		
42" x 42"	4				① 	① 	② 	
48" x 48"	4				① 	① 	② 	
54" x 54"	4				① 		② 	
60" x 60"	8							② 

① = Number of base units to order.
Blank spaces in matrix designate top and base combinations that are not valid.

Tip: Where square tops are shown, all base configurations apply to square tops.

Approximate Seating Capacity **36" U Base**



Round Tops

36" diameter	4
42" diameter	4
48" diameter	5
54" diameter	5
60" diameter	6
66" diameter	7
72" diameter	8



















Square Tops

36" x 36"	4
42" x 42"	4
48" x 48"	4
54" x 54"	4
60" x 60"	8

① = Number of base units to order.
Blank spaces in matrix designate top and base combinations that are not valid.









Tip: Where square tops are shown, all base configurations apply to square tops.

Convене Conference Table Top and Base Combinations, Round and Square Tops, continued

	Approximate Seating Capacity	24" Circular Drum Base	30" Circular Drum Base	36" Circular Drum Base	24" Half Drum Base	30" Half Drum Base	36" Half Drum Base	24" Elliptical Drum Base	30" Elliptical Drum Base
Round Tops									
36" diameter	4								
42" diameter	4	1 							
48" diameter	5	1 							
54" diameter	5		1 						
60" diameter	6		1 						
66" diameter	7			1 					
72" diameter	8			1 					
Square Tops									
36" x 36"	4								
42" x 42"	4	1 							
48" x 48"	4		1 						
54" x 54"	4		1 						
60" x 60"	8			1 					

1 = Number of base units to order.
 Blank spaces in matrix designate top and base combinations that are not valid.

Tip: Where square tops are shown, all base configurations apply to square tops.






















	Approximate Seating Capacity	36" Elliptical Drum Base	24" Rectangular Base	30" Rectangular Base	36" Rectangular Base
Round Tops					
36" diameter	4				
42" diameter	4				
48" diameter	5				
54" diameter	5				
60" diameter	6				
66" diameter	7				
72" diameter	8				
Square Tops					
36" x 36"	4				
42" x 42"	4		② 		
48" x 48"	4		② 		
54" x 54"	4		② 		
60" x 60"	8			② 	

① = Number of base units to order.
Blank spaces in matrix designate top and base combinations that are not valid.

Tip: Where square tops are shown, all base configurations apply to square tops.

Convене Conference Table Top and Base Combinations

Oval Tops

	Approximate Seating Capacity	24" T Flex Base 	30" T Flex Base 	24" X Flex Base 	30" X Flex Base 	24" U Base 	30" U Base 
Oval Tops							
36" x 60"	6	② 					
36" x 66"	6	② 					
36" x 72"	6	② 					
36" x 84"	6	② 					
42" x 72"	6	② 					
42" x 84"	6	② 					
42" x 96"	8	② 					
42" x 108"	8	② 					
48" x 84"	6		② 				
48" x 96"	8		② 				
48" x 108"	8		② 				
48" x 120"	10		② 				
54" x 108"	8		② 				
54" x 120"	10		③ 				
54" x 144"	12		③ 				
60" x 120"	10						
60" x 144"	12						
60" x 168"	12						
66" x 144"	12						
66" x 168"	12						
66" x 192"	14						
72" x 168"	12						
72" x 192"	14						
72" x 216"	16						

① = Number of base units to order.
Blank spaces in matrix designate top and base combinations that are not valid.

Approximate Seating Capacity **36" U Base**
































Oval Tops

36" x 60"	6
36" x 66"	6
36" x 72"	6
36" x 84"	6
42" x 72"	6
42" x 84"	6
42" x 96"	8
42" x 108"	8
48" x 84"	6
48" x 96"	8
48" x 108"	8
48" x 120"	10
54" x 108"	8
54" x 120"	10
54" x 144"	12
60" x 120"	10
60" x 144"	12
60" x 168"	12
66" x 144"	12
66" x 168"	12
66" x 192"	14
72" x 168"	12
72" x 192"	14
72" x 216"	16










1 = Number of base units to order.
Blank spaces in matrix designate top and base combinations that are not valid.

Convvene Conference Table Top and Base Combinations, Oval Tops, continued

	Approximate Seating Capacity	24" Circular Drum Base	30" Circular Drum Base	36" Circular Drum Base	24" Half Drum Base	30" Half Drum Base	36" Half Drum Base	24" Elliptical Drum Base
Oval Tops								
36" x 60"	6							
36" x 66"	6							
36" x 72"	6							
36" x 84"	6							
42" x 72"	6	2 						
42" x 84"	6	2 						
42" x 96"	8	2 						
42" x 108"	8	2 						
48" x 84"	6	2 						2 
48" x 96"	8	2 						2 
48" x 108"	8	2 						2 
48" x 120"	10	2 						2 
54" x 108"	8	2 						2 
54" x 120"	10	2 						2 
54" x 144"	12	2 						2 
60" x 120"	10		2 					
60" x 144"	12		2 					
60" x 168"	12		3 					
66" x 144"	12		2 					
66" x 168"	12		2 					
66" x 192"	14		3 					
72" x 168"	12		2 					
72" x 192"	14		2 	1 	**			
72" x 216"	16		2 	1 	**			

1 = Number of base units to order.
Blank spaces in matrix designate top and base combinations that are not valid.

** Tops require two 30" circular drum bases and one 36" circular drum base to support the center of the top.

Approximate Seating Capacity	30" Elliptical Drum Base	36" Elliptical Drum Base	24" Rectangular Base	30" Rectangular Base	36" Rectangular Base
Oval Tops					
36" x 60"					
36" x 66"					
36" x 72"					
36" x 84"					
42" x 72"					
42" x 84"					
42" x 96"					
42" x 108"					
48" x 84"					
48" x 96"					
48" x 108"					
48" x 120"					
54" x 108"					
54" x 120"					
54" x 144"					
60" x 120"	2				
60" x 144"	2				
60" x 168"	3				
66" x 144"	2			1*	
66" x 168"	2			1*	
66" x 192"	2			2**	
72" x 168"	2			1*	
72" x 192"	2			2**	
72" x 216"	2			2**	

1 = Number of base units to order.
Blank spaces in matrix designate top and base combinations that are not valid.

* Tops require two 30" elliptical drum bases and one 36" elliptical drum base to support the center of the top.



























































** Tops require two 30" elliptical drum bases and two 36" elliptical drum bases to support the center of the top.

Convene Conference Table Top and Base Combinations

Rectangular, Boat-Shape, and Racetrack Tops

1 = Number of base units to order. Blank spaces in matrix designate top and base combinations that are not valid.

Tip: Racetrack tops are shown. All base configurations shown apply to rectangular, boat-shape, and racetrack tops.

	Approximate Seating Capacity	24" T Flex Base 	30" T Flex Base 	24" X Flex Base 	30" X Flex Base 	24" U Base 	30" U Base 
Rectangular, Boat-Shape, and Racetrack Tops							
36" x 60"	6	② 					
36" x 66"	6	② 					
36" x 72"	6	② 		② 		② 	
36" x 84"	6	② 		② 		② 	
42" x 72"	6	② 		② 		② 	
42" x 84"	6	② 		② 		② 	
42" x 96"	8	② 		② 		② 	
42" x 108"	8	② 		② 		② 	
48" x 84"	6		② 		② 		② 
48" x 96"	8		② 		② 		② 
48" x 108"	8		② 		② 		② 
48" x 120"	10		② 		② 		③ 
48" x 144"	12		③ 		③ 		③ 
54" x 108"	8		② 		② 		③ 
54" x 120"	10		② 		② 		③ 
54" x 144"	12		③ 		③ 		③ 
54" x 168"	12		③ 		③ 		③ 
60" x 120"	12						③ 
60" x 144"	14						③ 
60" x 168"	14						③ 
60" x 192"	16						④ 
60" x 216"	18						④ 
66" x 144"	14						
66" x 168"	14						
66" x 192"	16						
66" x 216"	18						
72" x 168"	14						
72" x 192"	16						
72" x 216"	18						

1 = Number of base units to order.
Blank spaces in matrix designate top and base combinations that are not valid.

Tip: Racetrack tops are shown. All base configurations shown apply to rectangular, boat-shape, and racetrack tops.

Approximate Seating Capacity

36" U Base



Rectangular, Boat-Shape, and Racetrack Tops

36" x 60"	6	
36" x 66"	6	
36" x 72"	6	
36" x 84"	6	
42" x 72"	6	
42" x 84"	6	
42" x 96"	8	
42" x 108"	8	
48" x 84"	6	
48" x 96"	8	
48" x 108"	8	
48" x 120"	10	
48" x 144"	12	
54" x 108"	8	
54" x 120"	10	
54" x 144"	12	
54" x 168"	12	
60" x 120"	12	
60" x 144"	14	
60" x 168"	14	
60" x 192"	16	
60" x 216"	18	
66" x 144"	14	3
66" x 168"	14	3
66" x 192"	16	4
66" x 216"	18	4
72" x 168"	14	3
72" x 192"	16	4
72" x 216"	18	4

Convене Conference Table Top and Base Combinations, Rectangular, Boat-Shape, and Racetrack Tops, continued

1 = Number of base units to order.
Blank spaces in matrix designate top and base combinations that are not valid.

* Certain tops with half drum bases also require rectangular bases to support the center of the top. Rectangular bases are shown where applicable. Size of rectangular bases should match the half drum size.

Tip: Racetrack tops are shown. All base configurations shown apply to rectangular, boat-shape, and racetrack tops.

Approximate Seating Capacity	24" Circular Drum Base	30" Circular Drum Base	36" Circular Drum Base	24" Half Drum Base	30" Half Drum Base	36" Half Drum Base	24" Elliptical Drum Base	30" Elliptical Drum Base
36" x 60"	6							
36" x 66"	6							
36" x 72"	6							
36" x 84"	6							
42" x 72"	6	2		2			2	
42" x 84"	6	2		2			2	
42" x 96"	8	2		2			2	
42" x 108"	8	2		2			2	
48" x 84"	6	2		2			2	
48" x 96"	8	2		2			2	
48" x 108"	8	2		2			2	
48" x 120"	10	2		2*			2	
48" x 144"	12	3		2*			3	
54" x 108"	8	2		2*			2	
54" x 120"	10	2		2*			2	
54" x 144"	12	3		2*			3	
54" x 168"	12	3		2*			3	
60" x 120"	12	2		2*			2	
60" x 144"	14	3		2*			3	
60" x 168"	14	3		2*			3	
60" x 192"	16	3		2*			3	
60" x 216"	18	3		2*			3	
66" x 144"	14	2		2*				
66" x 168"	14	2		2*				
66" x 192"	16	3		2*				
66" x 216"	18	3		2*				
72" x 168"	14		2			2*		
72" x 192"	16		3			2*		
72" x 216"	18		3			2*		

1 = Number of base units to order.
Blank spaces in matrix designate top and base combinations that are not valid.

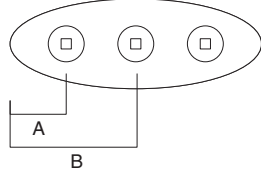
Tip: Racetrack tops are shown. All base configurations shown apply to rectangular, boat-shape, and racetrack tops.

	Approximate Seating Capacity	36" Elliptical Drum Base	24" Rectangular Base	30" Rectangular Base	36" Rectangular Base
Rectangular, Boat-Shape, and Racetrack Tops					
36" x 60"	6		2		
36" x 66"	6		2		
36" x 72"	6		2		
36" x 84"	6		2		
42" x 72"	6		2		
42" x 84"	6		2		
42" x 96"	8		2		
42" x 108"	8		2		
48" x 84"	6		2		
48" x 96"	8		2		
48" x 108"	8		2		
48" x 120"	10		3		
48" x 144"	12		3		
54" x 108"	8			3	
54" x 120"	10			3	
54" x 144"	12			3	
54" x 168"	12			3	
60" x 120"	12			3	
60" x 144"	14			3	
60" x 168"	14			3	
60" x 192"	16			4	
60" x 216"	18			4	
66" x 144"	14	3			3
66" x 168"	14	3			3
66" x 192"	16	3			4
66" x 216"	18	4			4
72" x 168"	14	3			3
72" x 192"	16	4			4
72" x 216"	18	4			4

Convене Base Locations

Oval Tops

Circular Drum Bases



Elliptical Drum Bases

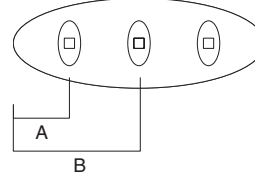


Table Size	Base Size	Number of Bases	A	B	Base Size	Number of Bases	A	B
36" x 60"	N.A.				N.A.			
36" x 66"	N.A.				N.A.			
36" x 72"	N.A.				N.A.			
36" x 84"	N.A.				N.A.			
42" x 72"	24"	2	20"	N.A.	N.A.			
42" x 84"	24"	2	25"	N.A.	N.A.			
42" x 96"	24"	2	26.5"	N.A.	N.A.			
42" x 108"	24"	2	29"	N.A.	N.A.			
48" x 84"	24"	2	25"	N.A.	24"	2	25"	N.A.
48" x 96"	24"	2	27"	N.A.	24"	2	27"	N.A.
48" x 108"	24"	2	29"	N.A.	24"	2	29"	N.A.
48" x 120"	24"	2	32"	N.A.	24"	2	32"	N.A.
54" x 108"	24"	2	29"	N.A.	24"	2	29"	N.A.
54" x 120"	24"	2	32"	N.A.	24"	2	32"	N.A.
54" x 144"	24"	2	36"	N.A.	24"	2	36"	N.A.
60" x 120"	30"	2	30"	N.A.	30"	2	30"	N.A.
60" x 144"	30"	2	32"	N.A.	30"	2	32"	N.A.
60" x 168"	30"	3	37.5"	84"	30"	3	36"	84"
66" x 144"	30"	2	38"	N.A.	30"/36"*	3	27"	72"
66" x 168"	30"	2	41"	N.A.	30"/36"*	3	28"	84"
66" x 192"	30"	3	46"	96"	30"/36"***	4	31"	75.5"
72" x 168"	36"	2	37"	N.A.	30"/36"*	3	31"	84"
72" x 192"	30"/36"*	3	42"	96"	30"/36"***	4	31"	75.5"
72" x 216"	30"/36"*	3	46"	108"	30"/36"***	4	31"	83"

*Two 30" drums, one 36" drum

*Two 30" drums, one 36" drum

**Two 30" drums, two 36" drums

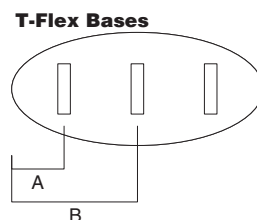
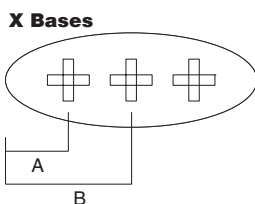
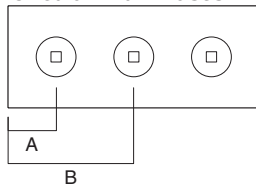


Table Size	Base Size	Number of Bases	A	B	Base Size	Number of Bases	A	B
36" x 60"	N.A.				24"	2	16.5"	N.A.
36" x 66"	N.A.				24"	2	17.8"	N.A.
36" x 72"	N.A.				24"	2	18"	N.A.
36" x 84"	N.A.				24"	2	25"	N.A.
42" x 72"	N.A.				24"	2	20"	N.A.
42" x 84"	N.A.				24"	2	25"	N.A.
42" x 96"	N.A.				24"	2	26.5"	N.A.
42" x 108"	24"	2	29"	N.A.	24"	2	29"	N.A.
48" x 84"	30"	2	25"	N.A.	30"	2	25"	N.A.
48" x 96"	30"	2	27"	N.A.	30"	2	27"	N.A.
48" x 108"	30"	2	29"	N.A.	30"	2	29"	N.A.
48" x 120"	30"	2	32"	N.A.	30"	2	32"	N.A.
54" x 108"	30"	2	29"	N.A.	30"	2	29"	N.A.
54" x 120"	30"	2	32"	N.A.	30"	3	25"	60"
54" x 144"	30"	2	36"	72"	30"	3	27"	72"
60" x 120"	30"	2	30"	N.A.	N.A.			
60" x 144"	30"	2	32"	N.A.	N.A.			
60" x 168"	30"	3	36"	84"	N.A.			
66" x 144"	36"	2	38"	N.A.	N.A.			
66" x 168"	36"	2	41"	84"	N.A.			
66" x 192"	36"	3	46"	96"	N.A.			
72" x 168"	36"	2	37"	84"	N.A.			
72" x 192"	36"	3	42"	96"	N.A.			
72" x 216"	36"	3	46"	108"	N.A.			

Convене Base Locations

Rectangular, Boat-Shape, and Racetrack Tops

Circular Drum Bases



Elliptical Drum Bases

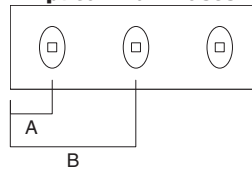
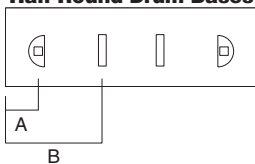


Table Size	Base Size	Number of Bases	A	B	Base Size	Number of Bases	A	B
36" x 60"	N.A.				N.A.			
36" x 66"	N.A.				N.A.			
36" x 72"	N.A.				N.A.			
36" x 84"	N.A.				N.A.			
42" x 72"	24"	2	20.5"	N.A.	24"	2	20.5"	N.A.
42" x 84"	24"	2	21"	N.A.	24"	2	21"	N.A.
42" x 96"	24"	2	25"	N.A.	24"	2	25"	N.A.
42" x 108"	24"	2	27"	N.A.	24"	2	27"	N.A.
48" x 84"	24"	2	21"	N.A.	24"	2	21"	N.A.
48" x 96"	24"	2	25"	N.A.	24"	2	25"	N.A.
48" x 108"	24"	2	27"	N.A.	24"	2	27"	N.A.
48" x 120"	24"	2	30"	N.A.	24"	2	30"	N.A.
48" x 144"	24"	3	24"	72"	24"	3	24"	72"
54" x 108"	24"	2	27.5"	N.A.	24"	2	27.5"	N.A.
54" x 120"	24"	2	35"	N.A.	24"	2	35"	N.A.
54" x 144"	24"	3	27"	72"	24"	3	27"	72"
54" x 168"	24"	3	27"	84"	24"	3	27"	84"
60" x 120"	30"	2	30"	N.A.	30"	2	30"	N.A.
60" x 144"	30"	3	30"	72"	30"	3	30"	72"
60" x 168"	30"	3	30"	84"	30"	3	30"	84"
60" x 192"	30"	3	30"	96"	30"	3	30"	96"
60" x 216"	30"	3	30"	108"	30"	3	30"	108"
66" x 144"	30"	2	33"	N.A.	36"	3	33"	72"
66" x 168"	30"	2	36"	N.A.	36"	3	36"	84"
66" x 192"	30"	3	36"	96"	36"	3	36"	96"
66" x 216"	30"	3	36"	108"	36"	4	36"	81"
72" x 168"	36"	2	36"	N.A.	36"	3	36"	84"
72" x 192"	36"	3	36"	96"	36"	4	36"	72"
72" x 216"	36"	3	36"	108"	36"	4	36"	81"

Half-Round Drum Bases



Rectangle and U-Bases

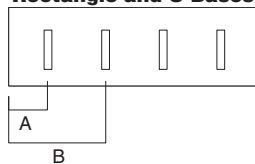
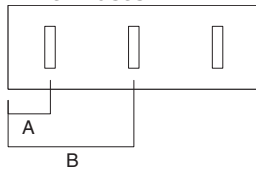


Table Size	Base Size	Number of Bases	A	B	Base Size	Number of Bases	A	B
36" x 60"	N.A.				24"	2	15.5"	N.A.
36" x 66"	N.A.				24"	2	18"	N.A.
36" x 72"	N.A.				24"	2	18"	N.A.
36" x 84"	N.A.				24"	2	20.5"	N.A.
42" x 72"	24"	2	20.5"	N.A.	24"	2	20.5"	N.A.
42" x 84"	24"	2	21"	N.A.	24"	2	21"	N.A.
42" x 96"	24"	2	25"	N.A.	24"	2	25"	N.A.
42" x 108"	24"	2	27"	N.A.	24"	2	27"	N.A.
48" x 84"	24"	2	21"	N.A.	24"	2	21"	N.A.
48" x 96"	24"	2	25"	N.A.	24"	2	25"	N.A.
48" x 108"	24"	2	27"	N.A.	24"	2	27"	N.A.
48" x 120"	24"	2/1*	24"	60"	30"	3	24"	60"
48" x 144"	24"	2/1*	24"	72"	30"	3	24"	72"
54" x 108"	24"	2/1*	24"	N.A.	30"	3	24"	54"
54" x 120"	24"	2/1*	24"	N.A.	30"	3	24"	60"
54" x 144"	24"	2/1*	27"	72"	30"	3	27"	72"
54" x 168"	24"	2/1*	27"	84"	30"	3	27"	84"
60" x 120"	30"	2/1*	24"	N.A.	30"	3	24"	60"
60" x 144"	30"	2/1*	30"	72"	30"	3	30"	72"
60" x 168"	30"	2/1*	30"	84"	30"	3	30"	84"
60" x 192"	30"	2/2*	30"	74"	30"	4	30"	74"
60" x 216"	30"	2/2*	30"	82"	30"	4	30"	82"
66" x 144"	30"	2/1*	24"	72"	36"	3	24"	72"
66" x 168"	30"	2/1*	28"	84"	36"	3	28"	84"
66" x 192"	30"	2/2*	24"	72"	36"	4	24"	72"
66" x 216"	30"	2/2*	27"	81"	36"	4	27"	81"
72" x 168"	36"	2/1*	28"	84"	36"	3	28"	84"
72" x 192"	36"	2/2*	24"	72"	36"	4	24"	72"
72" x 216"	36"	2/2*	27"	81"	36"	4	27"	81"

*Combination of half-drum and rectangle bases
 Tip: "A" dimension for half-round drum base is from center of wire-access hole in bottom of base to edge of top.

Convене Base Locations Rectangular, Boat-Shape, and Racetrack Tops, continued

T-Flex Bases



X-Flex Bases

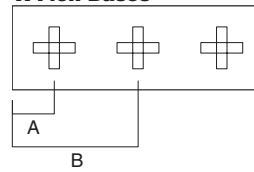
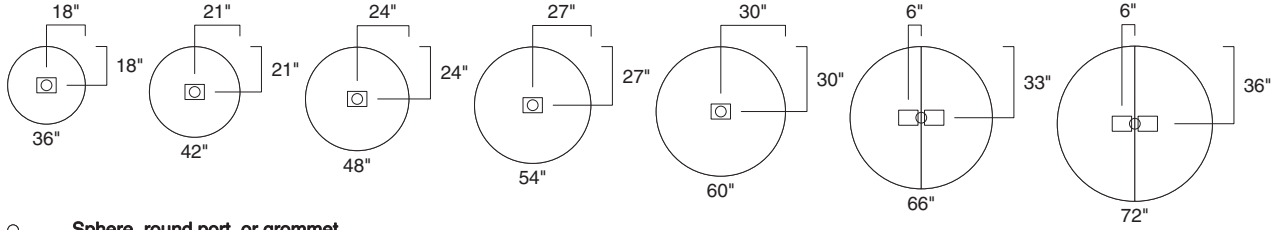


Table Size	Base Size	Number of Bases	A	B	Base Size	Number of Bases	A	B
36" x 60"	24"	2	15.5"	N.A.	N.A.			
36" x 66"	24"	2	18"	N.A.	N.A.			
36" x 72"	24"	2	18"	N.A.	24"	2	18"	N.A.
36" x 84"	24"	2	20.5"	N.A.	24"	2	20.5"	N.A.
42" x 72"	24"	2	20.5"	N.A.	24"	2	20.5"	N.A.
42" x 84"	24"	2	21"	N.A.	24"	2	21"	N.A.
42" x 96"	24"	2	25"	N.A.	24"	2	25"	N.A.
42" x 108"	24"	2	27"	N.A.	24"	2	27"	N.A.
48" x 84"	30"	2	21"	N.A.	30"	2	21"	N.A.
48" x 96"	30"	2	25"	N.A.	30"	2	25"	N.A.
48" x 108"	30"	2	27"	N.A.	30"	2	27"	N.A.
48" x 120"	30"	2	30"	N.A.	30"	2	30"	N.A.
48" x 144"	30"	3	24"	72"	30"	3	24"	72"
54" x 108"	30"	2	27.5"	N.A.	30"	2	27.5"	N.A.
54" x 120"	30"	2	35"	N.A.	30"	2	35"	N.A.
54" x 144"	30"	3	27"	72"	30"	3	27"	72"
54" x 168"	30"	3	27"	84"	30"	3	27"	84"
60" x 120"	N.A.				N.A.			
60" x 144"	N.A.				N.A.			
60" x 168"	N.A.				N.A.			
60" x 192"	N.A.				N.A.			
60" x 216"	N.A.				N.A.			
66" x 144"	N.A.				N.A.			
66" x 168"	N.A.				N.A.			
66" x 192"	N.A.				N.A.			
66" x 216"	N.A.				N.A.			
72" x 168"	N.A.				N.A.			
72" x 192"	N.A.				N.A.			
72" x 216"	N.A.				N.A.			

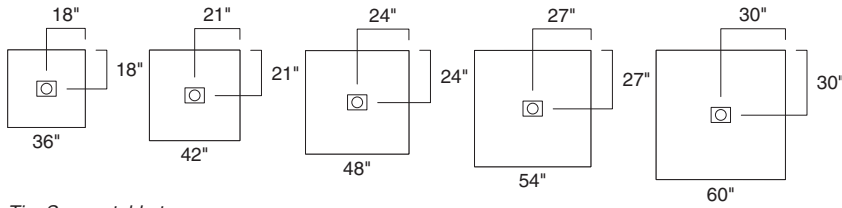
Convene Power and Communication Accessory Locations

Round Conference Table Tops



- Sphere, round port, or grommet
- Power unit
- ◌ Oval port
- ▭ Power channel

Square Conference Table Tops

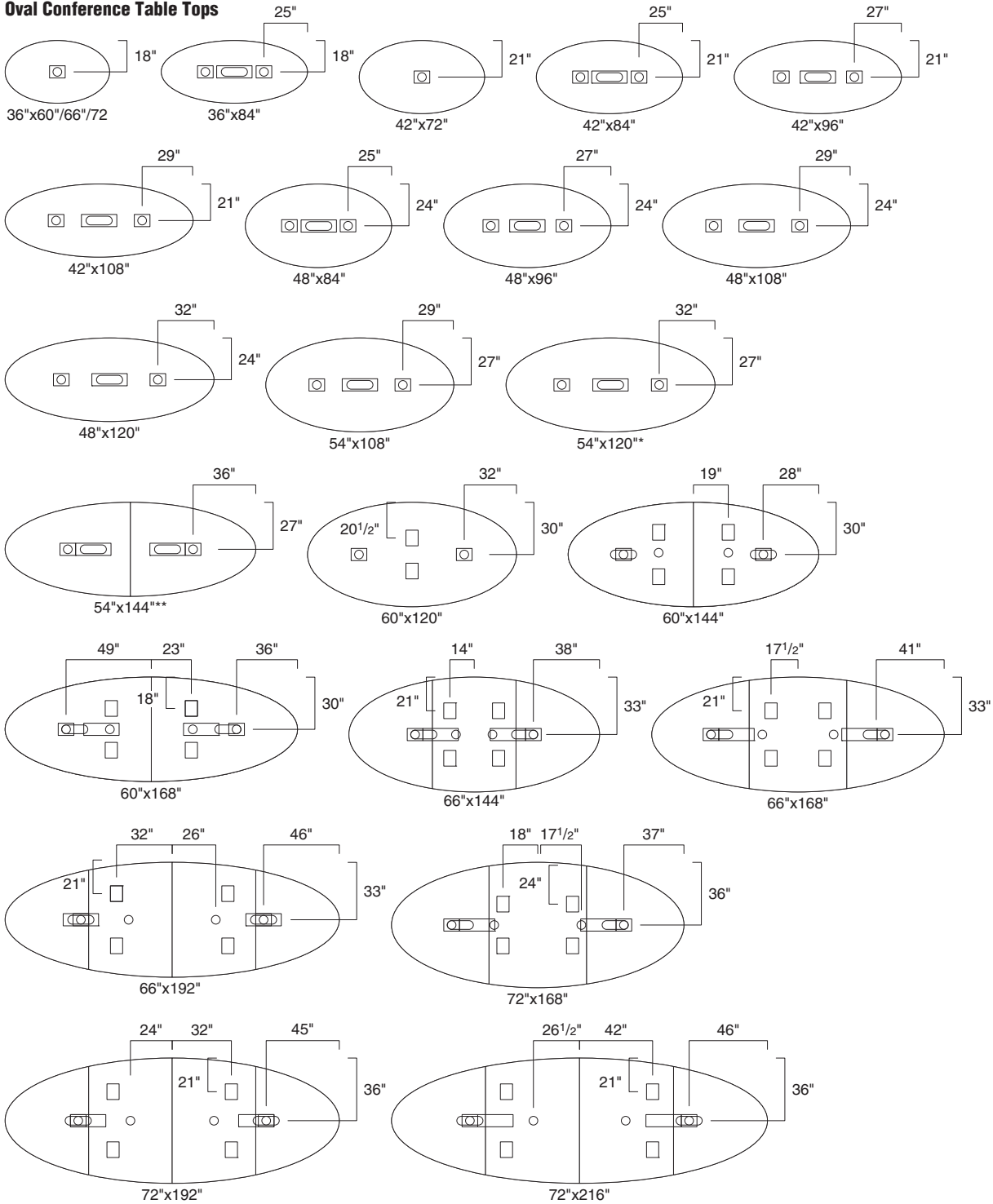


Tip: Square table tops are shown.

- Sphere, round port, or grommet
- Power unit
- ◌ Oval port
- ▭ Power channel

Convене Power and Communication Accessory Locations, continued

Oval Conference Table Tops



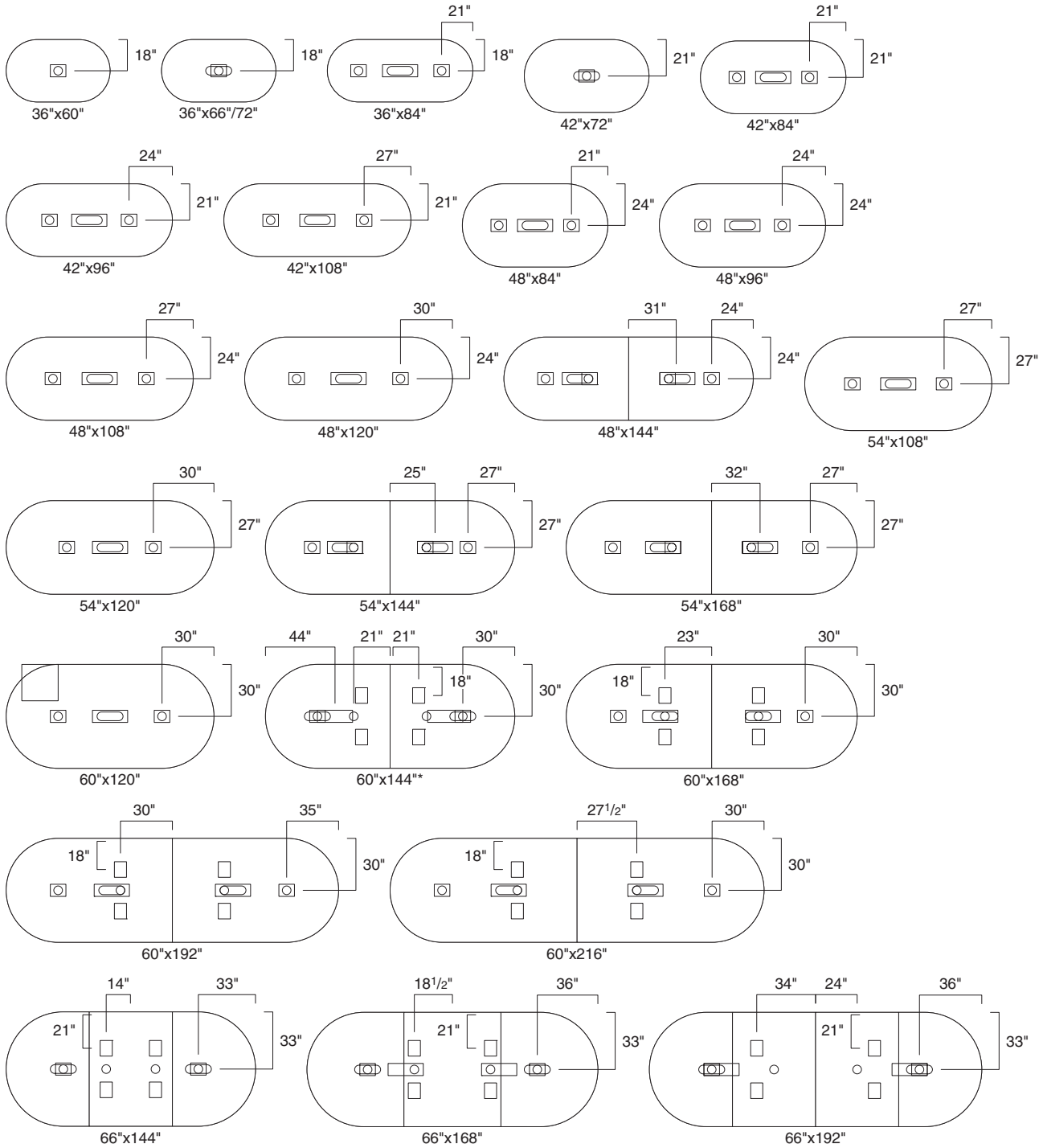
- Sphere, round port, or grommet
- Power unit
- ◡ Oval port
- ▭ Power channel

* Do not use oval port or power channel on 54" x 120" oval top with flex bases.

Tip: Spheres, round ports, grommets, and power units are available in quantities of two, four, or six. When you specify an accessory in quantities of two, they will be installed in the outer most left- and right-hand positions.

Tip: Do not use oval port on 60" x 144" oval top with elliptical drum base.

Rectangular, Boat-Shape, and Racetrack Table Tops



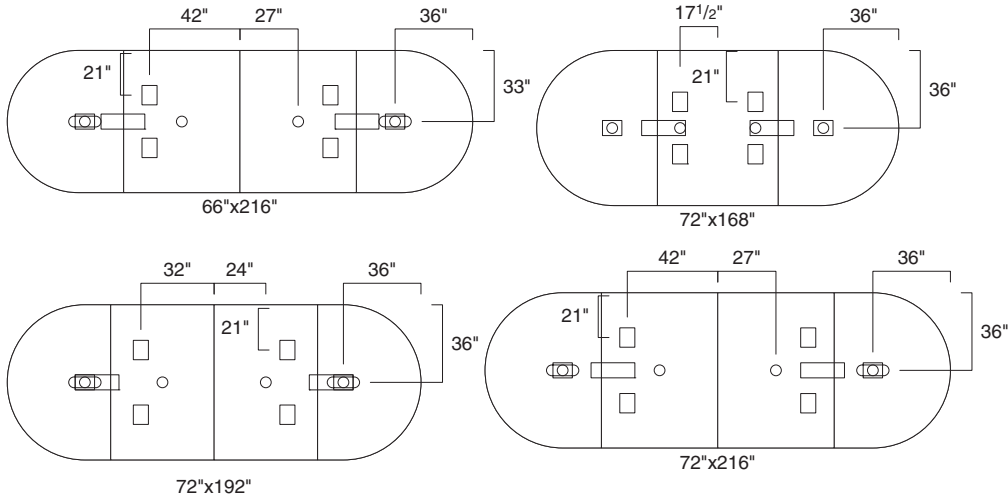
- Sphere, round port, or grommet
- Power unit
- ◌ Oval port
- ▭ Power channel

**Do not use oval port on 60" x 144" racetrack, rectangle, and boat-shape tops with elliptical drum bases.*

Tip: Racetrack table tops are shown. The same dimensions apply to rectangular and boat-shape table tops.

Tip: Do not use oval port on 60" x 168" racetrack, rectangular, and boat-shape tops with 30" X-base.

Rectangular, Boat-Shape, and Racetrack Table Tops, continued



Tip: Racetrack table tops are shown. The same dimensions apply to boat-shape table tops.

- Sphere, round port, or grommet
- Power unit
- ◌ Oval port
- ▭ Power channel

Availability of Conference Top Options

Round and Square Tops

▶ See page 327 for *Power and Communication Accessory Locations*.

	Round Tops							Square Tops				
	36" diameter	42" diameter	48" diameter	54" diameter	60" diameter	66" diameter	72" diameter	36"W	42"W	48"W	54"W	60"W

Grommets

▶ Page 334 for Specifying information

One 2 1/2" round	■	■	■	■	■	■	■	■	■	■	■	■
Two 2 1/2" round	•	•	•	•	•	•	•	•	•	•	•	•
Four 2 1/2" round	•	•	•	•	•	•	•	•	•	•	•	•

Power Channels

▶ Page 334 for Specifying information

One power channel	•	•	•	•	•	•	•	•	•	•	•	•
Two power channels	•	•	•	•	•	•	•	•	•	•	•	•

Power Units

▶ Page 335 for Specifying information

One power unit	■	■	■	■	■	•	•	■	■	■	■	■
Two power units	•	•	•	•	•	■	■	•	•	•	•	•
Four power units	•	•	•	•	•	•	•	•	•	•	•	•
Six power units	•	•	•	•	•	•	•	•	•	•	•	•

Factory-Cut Hole for Power and Communication Sphere

▶ Page 336 for Specifying Information

One 3"-diameter hole	■	■	■	■	■	•	•	■	■	■	■	■
Two 3"-diameter holes	•	•	•	•	•	•	•	•	•	•	•	•
Four 3"-diameter holes	•	•	•	•	•	•	•	•	•	•	•	•

Factory-Cut Hole for Round Power and Communication Port

▶ Page 336 for Specifying information

One 3 1/2"-diameter hole	■	■	■	■	■	•	•	■	■	■	■	■
Two 3 1/2"-diameter holes	•	•	•	•	•	•	•	•	•	•	•	•
Four 3 1/2"-diameter holes	•	•	•	•	•	•	•	•	•	•	•	•

Factory-Cut Hole for Oval Power and Communication Port

▶ Page 336 for Specifying information

One 12"W hole	•	•	•	•	•	•	•	•	•	•	•	•
Two 12"W holes	•	•	•	•	•	•	•	•	•	•	•	•

Legend

- = Not available
- = Available

Availability of Conference Top Options

Oval Tops

▶ See page 327 for *Power and Communication Accessory Locations*.

Oval Tops	36"W			42"W			48"W			54"W			60"W			66"W			72"W				
	60"W	66"W	72"W	84"W	72"W	84"W	96"W	108"W	84"W	96"W	108"W	120"W	108"W	120"W	144"W	120"W	144"W	168"W	144"W	168"W	192"W	168"W	192"W

Grommets

▶ Page 334 for Specifying information

One 2½" round	■	■	■	•	■	•	•	•	•	•	•	•	•	•	•	•	•	•	•	•	•	•	•	•
Two 2½" round	•	•	•	■	•	■	■	■	■	■	■	■	■	■	•	•	•	•	•	•	•	•	•	•
Four 2½" round	•	•	•	•	•	•	•	•	•	•	•	•	•	•	•	•	•	•	•	•	•	•	•	•

Power Channels

▶ Page 334 for Specifying information

One power channel	•	•	•	■	•	■	■	■	■	■	■	■	■	•	■	•	•	•	•	•	•	•	•	•
Two power channels	•	•	•	•	•	•	•	•	•	•	•	•	•	■	•	■	■	■	■	■	■	■	■	■

Power Units

▶ Page 335 for Specifying information

One power unit	■	■	■	•	■	•	•	•	•	•	•	•	•	•	•	•	•	•	•	•	•	•	•	•
Two power units	•	•	•	■	•	■	■	■	■	■	■	■	■	■	■	■	■	■	■	■	■	■	■	■
Four power units	•	•	•	•	•	•	•	•	•	•	•	•	•	•	■	•	•	•	•	•	•	•	•	•
Six power units	•	•	•	•	•	•	•	•	•	•	•	•	•	•	•	■	■	■	■	■	■	■	■	■

Factory-Cut Hole for Power and Communication Sphere

▶ Page 336 for Specifying Information

One 3"-diameter hole	■	■	■	•	■	•	•	•	•	•	•	•	•	•	•	•	•	•	•	•	•	•	•	•
Two 3"-diameter holes	•	•	•	■	•	■	■	■	■	■	■	■	■	■	■	■	■	■	■	■	■	■	■	■
Four 3"-diameter holes	•	•	•	•	•	•	•	•	•	•	•	•	•	•	■	■	■	■	■	■	■	■	■	■

Factory-Cut Hole for Round Power and Communication Port

▶ Page 336 for Specifying information

One 3½"-diameter hole	■	■	■	•	■	•	•	•	•	•	•	•	•	•	•	•	•	•	•	•	•	•	•	•
Two 3½"-diameter holes	•	•	•	■	•	■	■	■	■	■	■	■	■	■	■	■	■	■	■	■	■	■	■	■
Four 3½"-diameter holes	•	•	•	•	•	•	•	•	•	•	•	•	•	•	■	■	■	■	■	■	■	■	■	■

Factory-Cut Hole for Oval Power and Communication Port

▶ Page 336 for Specifying information

One 12"W hole	•	■	■	■	■	■	■	•	■	■	■	■	■	•	■	•	•	•	•	•	•	•	•	•
Two 12"W holes	•	•	•	•	•	•	•	•	•	•	•	•	•	■	•	■	■	■	■	■	■	■	■	■

Legend

- = Not available
- = Available

Availability of Conference Top Options

Rectangular, Boat-Shape, and Racetrack Tops

▶ See page 327 for *Power and Communication Accessory Locations*.

Rectangular, Boat-Shape, and Racetrack Tops	36"W			42"W			48"W			54"W			60"W			66"W			72"W									
	60"W	66"W	72"W	84"W	72"W	84"W	96"W	108"W	84"W	96"W	108"W	120"W	144"W	108"W	120"W	144"W	168"W	120"W	144"W	168"W	192"W	216"W	144"W	168"W	192"W	216"W	168"W	192"W

Grommets

▶ Page 334 for Specifying information

One 2 1/2" round	■	■	■	■	■	■	■	■	■	■	■	■	■	■	■	■	■	■	■	■	■	■	■	■	■	■	■	■	■
Two 2 1/2" round	■	■	■	■	■	■	■	■	■	■	■	■	■	■	■	■	■	■	■	■	■	■	■	■	■	■	■	■	■
Four 2 1/2" round	■	■	■	■	■	■	■	■	■	■	■	■	■	■	■	■	■	■	■	■	■	■	■	■	■	■	■	■	■

Power Channels

▶ Page 334 for Specifying information

One power channel	■	■	■	■	■	■	■	■	■	■	■	■	■	■	■	■	■	■	■	■	■	■	■	■	■	■	■	■	■
Two power channels	■	■	■	■	■	■	■	■	■	■	■	■	■	■	■	■	■	■	■	■	■	■	■	■	■	■	■	■	■

Power Units

▶ Page 335 for Specifying information

One power unit	■	■	■	■	■	■	■	■	■	■	■	■	■	■	■	■	■	■	■	■	■	■	■	■	■	■	■	■	■
Two power units	■	■	■	■	■	■	■	■	■	■	■	■	■	■	■	■	■	■	■	■	■	■	■	■	■	■	■	■	■
Four power units	■	■	■	■	■	■	■	■	■	■	■	■	■	■	■	■	■	■	■	■	■	■	■	■	■	■	■	■	■
Six power units	■	■	■	■	■	■	■	■	■	■	■	■	■	■	■	■	■	■	■	■	■	■	■	■	■	■	■	■	■

Factory-Cut Hole for Power and Communication Sphere

▶ Page 336 for Specifying Information

One 3"-diameter hole	■	■	■	■	■	■	■	■	■	■	■	■	■	■	■	■	■	■	■	■	■	■	■	■	■	■	■	■	■
Two 3"-diameter holes	■	■	■	■	■	■	■	■	■	■	■	■	■	■	■	■	■	■	■	■	■	■	■	■	■	■	■	■	■
Four 3"-diameter holes	■	■	■	■	■	■	■	■	■	■	■	■	■	■	■	■	■	■	■	■	■	■	■	■	■	■	■	■	■

Factory-Cut Hole for Round Power and Communication Port

▶ Page 336 for Specifying information

One 3 1/2"-diameter hole	■	■	■	■	■	■	■	■	■	■	■	■	■	■	■	■	■	■	■	■	■	■	■	■	■	■	■	■	■
Two 3 1/2"-diameter holes	■	■	■	■	■	■	■	■	■	■	■	■	■	■	■	■	■	■	■	■	■	■	■	■	■	■	■	■	■
Four 3 1/2"-diameter holes	■	■	■	■	■	■	■	■	■	■	■	■	■	■	■	■	■	■	■	■	■	■	■	■	■	■	■	■	■

Factory-Cut Hole for Oval Power and Communication Port

▶ Page 336 for Specifying information

One 12"W hole	■	■	■	■	■	■	■	■	■	■	■	■	■	■	■	■	■	■	■	■	■	■	■	■	■	■	■	■	■
Two 12"W holes	■	■	■	■	■	■	■	■	■	■	■	■	■	■	■	■	■	■	■	■	■	■	■	■	■	■	■	■	■

Legend

- = Not available
- = Available

Specifying Conference Top Options

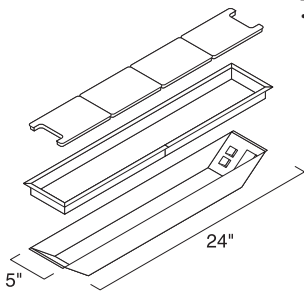
Grommets



▶ See Availability of Conference Top Options, page 331.

Options	U.S. Price	Required to Specify
• One 2½"-round grommet	+\$ 127	Center: Specify <i>with CGRC</i> and select 0835 Black, 4799 Platinum Metallic, 9201 Polished Chrome, or 9211 Nickel.
• Two 2½"-round grommets	+\$ 253	Left/Right: Specify <i>with CGRLR</i> and select 0835 Black, 4799 Platinum Metallic, 9201 Polished Chrome, or 9211 Nickel.
• Four 2½"-round grommets	+\$ 506	Left/Center/Center/Right: Specify <i>with CGRLCCR</i> and select 0835 Black, 4799 Platinum Metallic, 9201 Polished Chrome, or 9211 Nickel.

Power Channels



▶ See Availability of Conference Top Options, page 331.

Tip: Power channel conduit must be hard-wired in the field.

Tip: Technology covers are included with power units and power channels. Specify additional covers only if you need a different style or replacements.

Tip: AAPs are available from Extron Electronics. For information on AAPs and to find an Extron Electronics dealer, contact Extron at 800.633.9876 or online at extron.com.

Options	U.S. Price	Required to Specify
<ul style="list-style-type: none"> • One power channel <ul style="list-style-type: none"> —Power channel with four electrical outlets and 6' conduit for hardwiring in the field —Faceplates to accommodate four customer-supplied voice/data receptacles —Two square and two wire access technology covers —In place of the faceplates provided, up to four single space Extron Electronics Architectural Adapter Plates (AAPs) can be used for data solutions —Sleeve: paint or metal 	+\$1220	Center: Specify <i>with CPCC</i> and select technology cover color: 2868 Cameo White Low Gloss (default) or 2869 Nocturne Black Low Gloss. Select sleeve color: 0835 Black or 4799 Platinum (default).
<ul style="list-style-type: none"> • Two power channels <ul style="list-style-type: none"> —Two power channels each with four electrical outlets and 6' conduit for hardwiring in the field —Faceplates to accommodate eight customer-supplied voice/data receptacles —Four square and four wire access technology covers —In place of the faceplates provided, up to eight single space Extron Electronics Architectural Adapter Plates (AAPs) can be used for data solutions —Two sleeves: paint or metal 	+\$2439	Left/Right: Specify <i>with CPCLR</i> and select technology cover color: 2868 Cameo White Low Gloss (default) or 2869 Nocturne Black Low Gloss. Select sleeve color: 0835 Black or 4799 Platinum (default).

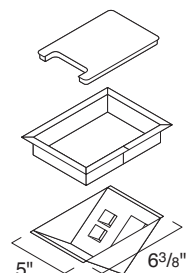


For Canadian Pricing

Multiply U.S. Price by the Canadian price factor.

▶ See page 1 for details.

Power Units



► See Availability of Conference Top Options, page 331.

Tip: Power unit conduit must be hardwired in the field.

Tip: Technology covers are included with power units and power channels. Specify additional covers only if you need a different style or replacements.

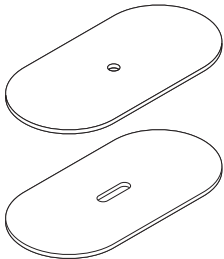
Tip: AAPs are available from Extron Electronics. For information on AAPs and to find an Extron Electronics dealer, contact Extron at 800.633.9876 or online at extron.com.

Options	U.S. Price	Required to Specify
<ul style="list-style-type: none"> • One power unit <ul style="list-style-type: none"> —One power unit with two electrical outlets and 6' conduit for hardwiring in the field —Faceplates to accommodate two customer-supplied voice/data receptacles —In place of the faceplates provided, up to two single space Extron Electronics Architectural Adapter Plates (AAPs) can be used for data solutions —One wire access technology cover —Sleeve: paint or metal 	+\$ 588	Specify with <i>CPU1</i> and select technology cover color: 2868 Cameo White Low Gloss (default) or 2869 Nocturne Black Low Gloss. Select sleeve color: 0835 Black or 4799 Platinum (default).
<ul style="list-style-type: none"> • Two power units <ul style="list-style-type: none"> —Two power units each with two electrical outlets and 6' conduit for hardwiring in the field —Faceplates to accommodate four customer-supplied voice/data receptacles —In place of the faceplates provided, up to four single space Extron Electronics Architectural Adapter Plates (AAPs) can be used for data solutions —Two wire access technology covers —Two sleeves: paint or metal 	+\$1175	Specify with <i>CPU2</i> and select technology cover color: 2868 Cameo White Low Gloss (default) or 2869 Nocturne Black Low Gloss. Select sleeve color: 0835 Black or 4799 Platinum (default).
<ul style="list-style-type: none"> • Four power units <ul style="list-style-type: none"> —Four power units each with two electrical outlets and 6' conduit for hardwiring in the field —Faceplates to accommodate eight customer-supplied voice/data receptacles —In place of the faceplates provided, up to eight single space Extron Electronics Architectural Adapter Plates (AAPs) can be used for data solutions —Four wire access technology covers —Four sleeves: paint or metal 	+\$2351	Specify with <i>CPU4</i> and select technology cover color: 2868 Cameo White Low Gloss (default) or 2869 Nocturne Black Low Gloss. Select sleeve color: 0835 Black or 4799 Platinum (default).
<ul style="list-style-type: none"> • Six power units <ul style="list-style-type: none"> —Six power units each with two electrical outlets and 6' conduit for hardwiring in the field —Faceplates to accommodate twelve customer-supplied voice/data receptacles —In place of the faceplates provided, up to eight single space Extron Electronics Architectural Adapter Plates (AAPs) can be used for data solutions —Six wire access technology covers —Six sleeves: paint or metal 	+\$3526	Specify with <i>CPU6</i> and select technology cover color: 2868 Cameo White Low Gloss (default) or 2869 Nocturne Black Low Gloss. Select sleeve color: 0835 Black or 4799 Platinum (default).

 **For Canadian Pricing**
Multiply U.S. Price by the Canadian price factor.
► See page 1 for details.

Specifying Conference Top Options, continued

Factory-Cut Hole for Power and Communication Accessories



▶ See Availability of Conference Top Options, page 331.

Tip: Remember to order the power and communication ports and spheres separately.
▶ Page 556

Tip: Oval ports cannot be used on the following top and base combinations:
— 54" x 120" oval tops with T- or X-flex bases
— 60" x 144" racetrack, rectangle, and boat-shape tops with elliptical drum bases.

Options	U.S. Price	Required to Specify
Hole for power and communication sphere		
• One 3" diameter hole	+\$ 53	Center: Specify with CPSC.
• Two 3" diameter holes	+\$106	Left/Right: Specify with CPSLR.
• Four 3" diameter holes	+\$211	Left/Center/Center/Right: Specify with CPSLCCR.
Hole for round power and communication port		
• One 3½" diameter hole	+\$ 53	Center: Specify with CSPC.
• Two 3½" diameter holes	+\$106	Left/Right: Specify with CSPLR.
• Four 3½" diameter holes	+\$211	Left/Center/Center/Right: Specify with CSPLCCR.
Hole for oval power and communication port		
• One 12"W hole	+\$ 53	Center: Specify with CLPC.
• Two 12"W holes	+\$106	Left/Right: Specify with CLPLR.

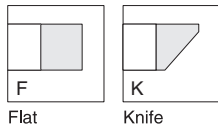
 **For Canadian Pricing**
Multiply U.S. Price by the Canadian price factor.
▶ See page 1 for details.

Round Wood Conference Table Tops

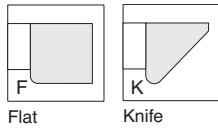


Tip: Your specification is not complete until you add a third letter to the style number to define the table top edge profile.

Standard Edge Profiles For Diameter Tops 36"-60"



Large Edge Profiles For Diameter Tops 66"-72"



Standard Includes	Required to Specify
-------------------	---------------------

- | | |
|---|---|
| <ul style="list-style-type: none"> ▶ Need help? Product details, page 306 • Table top: wood group 1 veneer with solid wood edge | <ol style="list-style-type: none"> 1 Style number with appropriate edge profile letter indicated in the space provided (For example, CW_R36 becomes CWFR36 for flat edge profile) <ul style="list-style-type: none"> ▶ See edge profiles below. 2 Wood veneer color number for top 3 Options, if selected (see below) <ul style="list-style-type: none"> ▶ See <i>Surface Materials</i>, page 370. |
|---|---|

Options	U.S. Price	Required to Specify
---------	------------	---------------------

Surface Materials <ul style="list-style-type: none"> • Wood group 2 • Wood group 3 • Customiz stain on wood 	Prices below Prices below No cost	Specify wood color number. Specify wood color number. Specify with <i>Customiz stain</i> . ▶ See <i>Surface Materials Reference Manual</i> . Specify full-fill finish number.
<ul style="list-style-type: none"> • Full-fill finish on wood group 1 	Prices below	

Additional Options

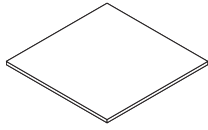
- ▶ See *Availability of Conference Top Options*, page 331.
- ▶ See *Specifying Conference Top Options*, page 334.

Specification Information

Diameter	Style Number	U.S. Base Price	Options (Add \$ to Base Price)			
			Wood Group 2	Wood Group 3	Full-Fill Finish on Wood Group 1	Wood Group 1
36"	CW_R36	\$2189	+\$ 75	+\$ 260	+\$38	
42"	CW_R42	\$2633	+\$111	+\$ 387	+\$38	
48"	CW_R48	\$3315	+\$111	+\$ 387	+\$38	
54"	CW_R54	\$4302	+\$198	+\$ 694	+\$72	
60"	CW_R60	\$4998	+\$198	+\$ 694	+\$72	
66"	CW_R66	\$6035	+\$251	+\$ 868	+\$72	
72"	CW_R72	\$7035	+\$325	+\$1129	+\$72	

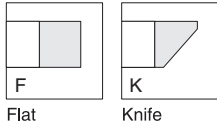
 **For Canadian Pricing**
 Multiply U.S. Price by the Canadian price factor.
 ▶ See page 1 for details.

Square Wood Conference Table Tops



Tip: Your specification is not complete until you add a third letter to the style number to define the table top edge profile.

Standard Edge Profiles For Tops 36"W-60"W



Flat

Knife

Standard Includes	Required to Specify
-------------------	---------------------

- | | |
|---|---|
| <ul style="list-style-type: none"> ▶ Need help? Product details, page 306 • Table top: wood group 1 veneer with solid wood edge | <ul style="list-style-type: none"> 1 Style number with appropriate edge profile letter indicated in the space provided (For example, CW_S36 becomes CWFS36 for flat edge profile) <ul style="list-style-type: none"> ▶ See edge profiles below. 2 Wood veneer color number for top 3 Options, if selected (see below) <ul style="list-style-type: none"> ▶ See <i>Surface Materials</i>, page 370. |
|---|---|

Options	U.S. Price	Required to Specify
---------	------------	---------------------

- | | | |
|---|---|---|
| Surface Materials <ul style="list-style-type: none"> • Wood group 2 • Wood group 3 • Customiz stain on wood | <ul style="list-style-type: none"> Prices below Prices below No cost | <ul style="list-style-type: none"> Specify wood color number. Specify wood color number. Specify <i>with Customiz stain</i>. ▶ See <i>Surface Materials Reference Manual</i>. Specify full-fill finish number. |
| <ul style="list-style-type: none"> • Full-fill finish on wood group 1 | <ul style="list-style-type: none"> Prices below | |

- Additional Options**
- ▶ See *Availability of Conference Top Options*, page 331.
 - ▶ See *Specifying Conference Top Options*, page 334.

Specification Information

• Dimensions		• Style Number	• U.S. Base Price	• Options (Add \$ to Base Price)		
D	W			Wood	Wood	Wood
36"	36"	CW_S36	\$1789	+\$ 75	+\$260	+\$38
42"	42"	CW_S42	\$2152	+\$111	+\$387	+\$38
48"	48"	CW_S48	\$2715	+\$111	+\$387	+\$72
54"	54"	CW_S54	\$3858	+\$198	+\$694	+\$72
60"	60"	CW_S60	\$5124	+\$198	+\$694	+\$72
.



For Canadian Pricing

Multiply U.S. Price by the Canadian price factor.

- ▶ See page 1 for details.

Oval Wood Conference Table Tops



Standard Includes	Required to Specify
-------------------	---------------------

- | | | |
|--|---|--|
| <ul style="list-style-type: none"> ▶ Need help? Product details, page 306 | <ul style="list-style-type: none"> • Table top: wood group 1 veneer with solid wood edge | <ul style="list-style-type: none"> 1 Style number with appropriate edge profile letter indicated in the space provided (For example, CW_J3660 becomes CWFJ3660 for flat edge profile) <ul style="list-style-type: none"> ▶ See edge profiles at right. 2 Wood veneer color number for top 3 Options, if selected (see below) <ul style="list-style-type: none"> ▶ See <i>Surface Materials</i>, page 370. |
|--|---|--|

Options	U.S. Price	Required to Specify
---------	------------	---------------------

- | | | |
|--|--|---|
| Surface Materials | <ul style="list-style-type: none"> • Wood group 2 Prices at right • Wood group 3 Prices at right • Customiz stain on wood No cost | <ul style="list-style-type: none"> Specify wood color number. Specify wood color number. Specify <i>with Customiz stain</i>. ▶ See <i>Surface Materials Reference Manual</i>. Specify full-fill finish number. |
| <ul style="list-style-type: none"> • Full-fill finish on wood group 1 | <ul style="list-style-type: none"> Prices at right | |

- Additional Options**
- ▶ See *Availability of Conference Top Options*, page 331.
 - ▶ See *Specifying Conference Top Options*, page 334.



For Canadian Pricing

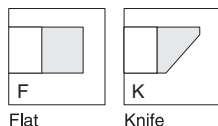
Multiply U.S. Price by the Canadian price factor.

- ▶ See page 1 for details.

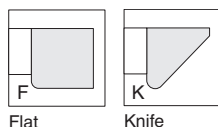


Tip: Your specification is not complete until you add a third letter to the style number to define the table top edge profile.

Standard Edge Profiles For Tops 60"W-120"W



Large Edge Profiles For Tops 144"W and Wider

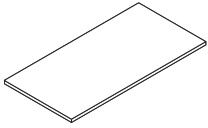


Specification Information

Dimensions D W	Style Number	U.S. Base Price	Options (Add \$ to Base Price)			
			Wood Group 2	Wood Group 3	Full-Fill Finish on Wood Group 1	
36"	60" CW_J3660	\$ 3699	+\$111	+\$ 387	+\$ 72	
	66" CW_J3666	\$ 3973	+\$153	+\$ 533	+\$ 72	
	72" CW_J3672	\$ 4262	+\$153	+\$ 533	+\$ 72	
42"	84" CW_J3684	\$ 4833	+\$198	+\$ 694	+\$ 72	
	72" CW_J4272	\$ 4848	+\$198	+\$ 694	+\$ 72	
	84" CW_J4284	\$ 5309	+\$198	+\$ 694	+\$ 72	
48"	96" CW_J4296	\$ 5988	+\$251	+\$ 868	+\$ 72	
	108" CW_J42108	\$ 6686	+\$251	+\$ 868	+\$111	
	84" CW_J4884	\$ 5832	+\$251	+\$ 868	+\$ 72	
	96" CW_J4896	\$ 6181	+\$251	+\$ 868	+\$111	
54"	108" CW_J48108	\$ 7552	+\$325	+\$1129	+\$111	
	120" CW_J48120	\$ 9247	+\$325	+\$1129	+\$111	
	108" CW_J54108	\$ 8660	+\$364	+\$1282	+\$111	
	120" CW_J54120	\$10,057	+\$364	+\$1282	+\$145	
60"	144" CW_J54144	\$11,942	+\$457	+\$1589	+\$145	
	120" CW_J60120	\$10,746	+\$402	+\$1403	+\$145	
	144" CW_J60144	\$14,447	+\$482	+\$1690	+\$181	
66"	168" CW_J60168	\$18,928	+\$514	+\$1789	+\$181	
	144" CW_J66144	\$16,024	+\$514	+\$1789	+\$181	
	168" CW_J66168	\$19,729	+\$587	+\$2051	+\$220	
72"	192" CW_J66192	\$21,518	+\$655	+\$2299	+\$220	
	168" CW_J72168	\$23,036	+\$655	+\$2299	+\$220	
	192" CW_J72192	\$25,382	+\$731	+\$2556	+\$256	
	216" CW_J72216	\$27,544	+\$804	+\$2819	+\$289	

 **For Canadian Pricing**
Multiply U.S. Price by the
Canadian price factor.
▶ See page 1 for details.

Rectangular Wood Conference Table Tops



Standard Includes	Required to Specify
-------------------	---------------------

- | | | |
|--|---|--|
| <ul style="list-style-type: none"> ▶ Need help? Product details, page 306 | <ul style="list-style-type: none"> • Table top: wood group 1 veneer with solid wood edge | <ul style="list-style-type: none"> 1 Style number with appropriate edge profile letter indicated in the space provided (For example, CW_T3660 becomes CWFT3660 for flat edge profile) <ul style="list-style-type: none"> ▶ See edge profiles at right. 2 Wood veneer color number for top 3 Options, if selected (see below) <ul style="list-style-type: none"> ▶ See <i>Surface Materials</i>, page 370. |
|--|---|--|

Options	U.S. Price	Required to Specify
---------	------------	---------------------

- | | | |
|--|---|---|
| <p>Surface Materials</p> <ul style="list-style-type: none"> • Wood group 2 • Wood group 3 • Customiz stain on wood | <ul style="list-style-type: none"> Prices at right Prices at right No cost | <ul style="list-style-type: none"> Specify wood color number. Specify wood color number. Specify <i>with Customiz stain</i>. ▶ See <i>Surface Materials Reference Manual</i>. Specify full-fill finish number. |
| <ul style="list-style-type: none"> • Full-fill finish on wood group 1 | <ul style="list-style-type: none"> Prices at right | |

- Additional Options**
- ▶ See *Availability of Conference Top Options*, page 331.
 - ▶ See *Specifying Conference Top Options*, page 334.



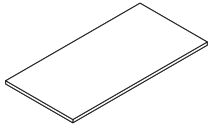
For Canadian Pricing

Multiply U.S. Price by the Canadian price factor.

- ▶ See page 1 for details.

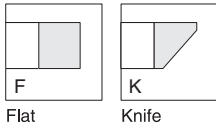
Specification Information

Dimensions D W	Style Number	U.S. Base Price	Options (Add \$ to Base Price)			
			Wood Group 2	Wood Group 3	Full-Fill Finish on Wood Group 1	
36"	60" CW_T3660	\$ 3184	+\$111	+\$ 387	+\$ 72	
	66" CW_T3666	\$ 3426	+\$153	+\$ 533	+\$ 72	
	72" CW_T3672	\$ 3671	+\$153	+\$ 533	+\$ 72	
	84" CW_T3684	\$ 4162	+\$198	+\$ 694	+\$ 72	
42"	72" CW_T4272	\$ 4176	+\$198	+\$ 694	+\$ 72	
	84" CW_T4284	\$ 4573	+\$198	+\$ 694	+\$ 72	
	96" CW_T4296	\$ 5157	+\$251	+\$ 868	+\$ 72	
	108" CW_T42108	\$ 5755	+\$251	+\$ 868	+\$111	
48"	84" CW_T4884	\$ 5024	+\$251	+\$ 868	+\$ 72	
	96" CW_T4896	\$ 5330	+\$251	+\$ 868	+\$111	
	108" CW_T48108	\$ 6504	+\$325	+\$1129	+\$111	
	120" CW_T48120	\$ 7964	+\$325	+\$1129	+\$111	
	144" CW_T48144	\$ 8784	+\$402	+\$1403	+\$145	
54"	108" CW_T54108	\$ 7459	+\$364	+\$1282	+\$111	
	120" CW_T54120	\$ 8658	+\$364	+\$1282	+\$145	
	144" CW_T54144	\$10,285	+\$457	+\$1589	+\$145	
	168" CW_T54168	\$12,456	+\$514	+\$1789	+\$181	
60"	120" CW_T60120	\$ 9256	+\$402	+\$1403	+\$145	
	144" CW_T60144	\$12,443	+\$482	+\$1690	+\$181	
	168" CW_T60168	\$16,302	+\$514	+\$1789	+\$181	
	192" CW_T60192	\$16,821	+\$587	+\$2051	+\$220	
	216" CW_T60216	\$17,347	+\$655	+\$2299	+\$256	
66"	144" CW_T66144	\$14,570	+\$514	+\$1789	+\$181	
	168" CW_T66168	\$17,937	+\$587	+\$2051	+\$220	
	192" CW_T66192	\$19,568	+\$655	+\$2299	+\$220	
	216" CW_T66216	\$22,659	+\$731	+\$2556	+\$256	
72"	168" CW_T72168	\$20,932	+\$655	+\$2299	+\$220	
	192" CW_T72192	\$23,072	+\$731	+\$2556	+\$256	
	216" CW_T72216	\$25,039	+\$804	+\$2819	+\$289	

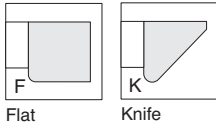


Tip: Your specification is not complete until you add a third letter to the style number to define the table top edge profile.

Standard Edge Profiles For Tops 60"W-120"W

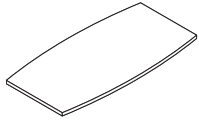


Large Edge Profiles For Tops 144"W and Wider



 **For Canadian Pricing**
Multiply U.S. Price by the Canadian price factor.
▶ See page 1 for details.

Boat-Shape Wood Conference Table Tops



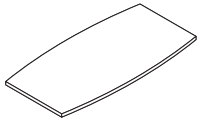
		Standard Includes	Required to Specify
<p>▶ Need help? Product details, page 306</p>		<ul style="list-style-type: none"> Table top: wood group 1 veneer with solid wood edge 	<p>1 Style number with appropriate edge profile letter indicated in the space provided (For example, CW_B3660 becomes CWFB3660 for flat edge profile)</p> <ul style="list-style-type: none"> ▶ See edge profiles at right. <p>2 Wood veneer color number for top</p> <p>3 Options, if selected (see below)</p> <ul style="list-style-type: none"> ▶ See <i>Surface Materials</i>, page 370.
		Options	U.S. Price
Surface Materials		<ul style="list-style-type: none"> Wood group 2 Wood group 3 Customiz stain on wood 	<p>Prices at right</p> <p>Prices at right</p> <p>No cost</p>
		<ul style="list-style-type: none"> Full-fill finish on wood group 1 	<p>Prices at right</p>
Additional Options		<ul style="list-style-type: none"> ▶ See <i>Availability of Conference Top Options</i>, page 331. ▶ See <i>Specifying Conference Top Options</i>, page 334. 	



For Canadian Pricing
 Multiply U.S. Price by the Canadian price factor.
 ▶ See page 1 for details.

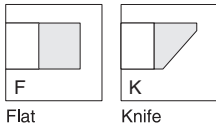
Specification Information

Dimensions D W	Style Number	U.S. Base Price	Options (Add \$ to Base Price)			
			Wood Group 2	Wood Group 3	Full-Fill Finish on Wood Group 1	
30"/36"	60"	CW_B3660	\$ 3699	+\$111	+\$ 387	+\$ 72
	66"	CW_B3666	\$ 3973	+\$153	+\$ 533	+\$ 72
	72"	CW_B3672	\$ 4262	+\$153	+\$ 533	+\$ 72
	84"	CW_B3684	\$ 4833	+\$198	+\$ 694	+\$ 72
36"/42"	72"	CW_B4272	\$ 4848	+\$198	+\$ 694	+\$ 72
	84"	CW_B4284	\$ 5309	+\$198	+\$ 694	+\$ 72
	96"	CW_B4296	\$ 5988	+\$251	+\$ 868	+\$ 72
	108"	CW_B42108	\$ 6686	+\$251	+\$ 868	+\$111
41"/48"	84"	CW_B4884	\$ 5832	+\$251	+\$ 868	+\$ 72
	96"	CW_B4896	\$ 6181	+\$251	+\$ 868	+\$111
	108"	CW_B48108	\$ 7552	+\$325	+\$1129	+\$111
	120"	CW_B48120	\$ 9247	+\$325	+\$1129	+\$111
	144"	CW_B48144	\$10,198	+\$402	+\$1403	+\$145
46"/54"	108"	CW_B54108	\$ 8660	+\$364	+\$1282	+\$111
	120"	CW_B54120	\$10,057	+\$364	+\$1282	+\$145
	144"	CW_B54144	\$11,942	+\$457	+\$1589	+\$145
	168"	CW_B54168	\$14,466	+\$514	+\$1789	+\$181
51"/60"	120"	CW_B60120	\$10,746	+\$402	+\$1403	+\$145
	144"	CW_B60144	\$14,447	+\$482	+\$1690	+\$181
	168"	CW_B60168	\$18,928	+\$514	+\$1789	+\$181
	192"	CW_B60192	\$19,528	+\$587	+\$2051	+\$220
	216"	CW_B60216	\$20,142	+\$655	+\$2299	+\$256
56"/66"	144"	CW_B66144	\$16,024	+\$514	+\$1789	+\$181
	168"	CW_B66168	\$19,729	+\$587	+\$2051	+\$220
	192"	CW_B66192	\$21,518	+\$655	+\$2299	+\$220
	216"	CW_B66216	\$24,926	+\$731	+\$2556	+\$256
61"/72"	168"	CW_B72168	\$23,036	+\$655	+\$2299	+\$220
	192"	CW_B72192	\$25,382	+\$731	+\$2556	+\$256
	216"	CW_B72216	\$27,544	+\$804	+\$2819	+\$289

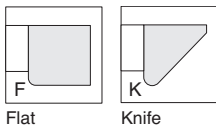


Tip: Your specification is not complete until you add a third letter to the style number to define the table top edge profile.

Standard Edge Profiles For Tops 60"W-120"W



Large Edge Profiles For Tops 144"W and Wider



For Canadian Pricing
Multiply U.S. Price by the Canadian price factor.
▶ See page 1 for details.

Racetrack Wood Conference Table Tops



	Standard Includes		Required to Specify
	<ul style="list-style-type: none"> Table top: wood group 1 veneer with solid wood edge 		1 Style number with appropriate edge profile letter indicated in the space provided (For example, CW_K3660 becomes CWFK3660 for flat edge profile) <ul style="list-style-type: none"> ▶ See edge profiles at right. 2 Wood veneer color number for top 3 Options, if selected (see below) <ul style="list-style-type: none"> ▶ See <i>Surface Materials</i>, page 370.
	Options	U.S. Price	Required to Specify
Surface Materials	<ul style="list-style-type: none"> Wood group 2 Wood group 3 Customiz stain on wood 	Prices at right Prices at right No cost	Specify wood color number. Specify wood color number. Specify <i>with Customiz stain</i> . <ul style="list-style-type: none"> ▶ See <i>Surface Materials Reference Manual</i>. Specify full-fill finish number.
	<ul style="list-style-type: none"> Full-fill finish on wood group 1 	Prices at right	
Additional Options	<ul style="list-style-type: none"> ▶ See <i>Availability of Conference Top Options</i>, page 331. ▶ See <i>Specifying Conference Top Options</i>, page 334. 		



For Canadian Pricing
 Multiply U.S. Price by the Canadian price factor.
 ▶ See page 1 for details.

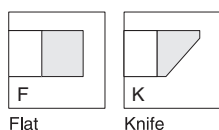
Specification Information

Dimensions D W	Style Number	U.S. Base Price	Options (Add \$ to Base Price)			
			Wood	Wood	Wood	Full-Fill Finish on
			Group 2	Group 3	Group 1	
36"	60"	CW_K3660	\$ 3531	+\$111	+\$ 387	+\$ 72
	66"	CW_K3666	\$ 3794	+\$153	+\$ 533	+\$ 72
	72"	CW_K3672	\$ 4065	+\$153	+\$ 533	+\$ 72
	84"	CW_K3684	\$ 4611	+\$198	+\$ 694	+\$ 72
42"	72"	CW_K4272	\$ 4626	+\$198	+\$ 694	+\$ 72
	84"	CW_K4284	\$ 5067	+\$198	+\$ 694	+\$ 72
	96"	CW_K4296	\$ 5714	+\$251	+\$ 868	+\$ 72
	108"	CW_K42108	\$ 6381	+\$251	+\$ 868	+\$111
48"	84"	CW_K4884	\$ 5566	+\$251	+\$ 868	+\$ 72
	96"	CW_K4896	\$ 5896	+\$251	+\$ 868	+\$111
	108"	CW_K48108	\$ 7207	+\$325	+\$1129	+\$111
	120"	CW_K48120	\$ 8824	+\$325	+\$1129	+\$111
	144"	CW_K48144	\$ 9737	+\$402	+\$1403	+\$145
54"	108"	CW_K54108	\$ 8266	+\$364	+\$1282	+\$111
	120"	CW_K54120	\$ 9601	+\$364	+\$1282	+\$145
	144"	CW_K54144	\$11,398	+\$457	+\$1589	+\$145
	168"	CW_K54168	\$13,807	+\$514	+\$1789	+\$181
	60"	120"	CW_K60120	\$10,259	+\$402	+\$1403
144"		CW_K60144	\$13,793	+\$482	+\$1690	+\$181
168"		CW_K60168	\$18,068	+\$514	+\$1789	+\$181
192"		CW_K60192	\$18,640	+\$587	+\$2051	+\$220
216"		CW_K60216	\$19,227	+\$655	+\$2299	+\$256
66"		144"	CW_K66144	\$15,298	+\$514	+\$1789
	168"	CW_K66168	\$18,834	+\$587	+\$2051	+\$220
	192"	CW_K66192	\$20,539	+\$655	+\$2299	+\$220
	216"	CW_K66216	\$23,791	+\$731	+\$2556	+\$256
	72"	168"	CW_K72168	\$21,983	+\$655	+\$2299
192"		CW_K72192	\$24,228	+\$731	+\$2556	+\$256
216"		CW_K72216	\$26,290	+\$804	+\$2819	+\$289

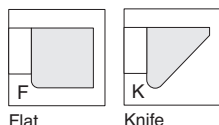


Tip: Your specification is not complete until you add a third letter to the style number to define the table top edge profile.

Standard Edge Profiles For Tops 60"W-120"W



Large Edge Profiles For Tops 144"W and Wider



For Canadian Pricing
 Multiply U.S. Price by the Canadian price factor.
 ▶ See page 1 for details.

Round Laminate Conference Table Tops



Standard Includes	Required to Specify
<ul style="list-style-type: none"> ▶ Need help? Product details, page 306 • Table top: laminate price group 1 with solid wood group 1 edge 	<ul style="list-style-type: none"> 1 Style number with appropriate edge profile letter indicated in the space provided (For example, CL_R36 becomes CLFR36 for flat edge profile) ▶ See edge profiles below. 2 Laminate color number for top 3 Wood finish number for edge profile 4 Options, if selected (see below) ▶ See <i>Surface Materials</i>, page 370.

For laminate group 2 and 3 pricing, please refer to the electronic catalog or SmartTools.

Options	U.S. Price	Required to Specify
Surface Materials		
• Wood group 2 on wood edge profile	Prices below	Specify wood color number.
• Wood group 3 on wood edge profile	Prices below	Specify wood color number.
• Customiz stain on wood edge profile	No cost	Specify <i>with Customiz stain</i> .
• High-Pressure Laminate price group 2	See information at left	▶ See <i>Surface Materials Reference Manual</i> . Specify High-Pressure Laminate color number.
• High-Pressure Laminate price group 3	See information at left	Specify High-Pressure Laminate color number.
• Open Line laminate	+\$111 plus cost of laminate	▶ See <i>Surface Materials Reference Manual</i> .

Additional Options

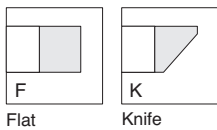
- ▶ See *Availability of Conference Top Options*, page 331.
- ▶ See *Specifying Conference Top Options*, page 334.

Specification Information

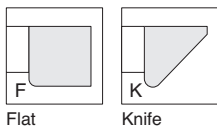
Diameter	Style Number	U.S. Base Price	Options (Add \$ to Base Price)	
			Wood on Edge Group 2	Wood on Edge Group 3
36"	CL_R36	\$2065	+\$ 44	+\$149
42"	CL_R42	\$2492	+\$ 51	+\$174
48"	CL_R48	\$3126	+\$ 51	+\$174
54"	CL_R54	\$4063	+\$104	+\$361
60"	CL_R60	\$4720	+\$104	+\$361
66"	CL_R66	\$5701	+\$122	+\$435
72"	CL_R72	\$6652	+\$158	+\$560

Tip: Your specification is not complete until you add a third letter to the style number to define the table top edge profile.

Standard Edge Profiles For Diameter Tops 36"-60"

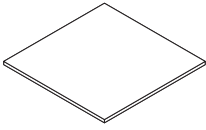


Large Edge Profiles For Diameter Tops 66"-72"



For Canadian Pricing
 Multiply U.S. Price by the Canadian price factor.
 ▶ See page 1 for details.

Square Laminate Conference Table Tops



Standard Includes	Required to Specify
<ul style="list-style-type: none"> ▶ Need help? Product details, page 306 • Table top: laminate price group 1 with solid wood group 1 edge 	<ol style="list-style-type: none"> 1 Style number with appropriate edge profile letter indicated in the space provided (For example, CL_S36 becomes CLFS36 for flat edge profile) <ul style="list-style-type: none"> ▶ See edge profiles below. 2 Laminate color number for top 3 Wood finish number for edge profile 4 Options, if selected (see below) <ul style="list-style-type: none"> ▶ See <i>Surface Materials</i>, page 370.

For laminate group 2 and 3 pricing, please refer to the electronic catalog or SmartTools.

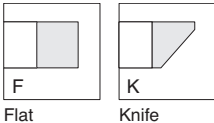
Options	U.S. Price	Required to Specify
Surface Materials		
• Wood group 2 on wood edge profile	Prices below	Specify wood color number.
• Wood group 3 on wood edge profile	Prices below	Specify wood color number.
• Customiz stain on wood edge profile	No cost	Specify <i>with Customiz stain</i> .
• High-Pressure Laminate price group 2	See information at left	▶ See <i>Surface Materials Reference Manual</i> . Specify High-Pressure Laminate color number.
• High-Pressure Laminate price group 3	See information at left	Specify High-Pressure Laminate color number.
• Open Line laminate	+\$111 plus cost of laminate	▶ See <i>Surface Materials Reference Manual</i> .

Additional Options ▶ See *Availability of Conference Top Options*, page 331.
▶ See *Specifying Conference Top Options*, page 334.

Tip: Your specification is not complete until you add a third letter to the style number to define the table top edge profile.

Specification Information					
Dimensions		Style Number	U.S. Base Price	Options	
D	W			(Add \$ to Base Price)	
				Wood on Edge	
				Wood Group 2	Wood Group 3
36"	36"	CL_S36	\$1693	+\$ 44	+\$149
42"	42"	CL_S42	\$2037	+\$ 51	+\$174
48"	48"	CL_S48	\$2567	+\$ 51	+\$174
54"	54"	CL_S54	\$3644	+\$104	+\$361
60"	60"	CL_S60	\$4847	+\$104	+\$361

Standard Edge Profiles For Tops 36"W-60"W



For Canadian Pricing
Multiply U.S. Price by the Canadian price factor.
▶ See page 1 for details.

Oval Laminate Conference Table Tops



Standard Includes	Required to Specify
<ul style="list-style-type: none"> ▶ Need help? Product details, page 306 • Table top: laminate price group 1 with solid wood group 1 edge 	<ul style="list-style-type: none"> 1 Style number with appropriate edge profile letter indicated in the space provided (For example, CL_J3660 becomes CLFJ3660 for flat edge profile) <ul style="list-style-type: none"> ▶ See edge profiles below. 2 Laminate color number for top 3 Wood finish number for edge profile 4 Options, if selected (see below) <ul style="list-style-type: none"> ▶ See <i>Surface Materials</i>, page 370.

Options	Required to Specify
<p>Surface Materials</p> <ul style="list-style-type: none"> • Wood group 2 on wood edge profile • Wood group 3 on wood edge profile • Customiz stain on wood edge profile • High-Pressure Laminate price group 2 • High-Pressure Laminate price group 3 • Open Line laminate 	<ul style="list-style-type: none"> Prices at right Prices at right No cost See information at left See information at left +\$111 plus cost of laminate <p>Specify wood color number.</p> <p>Specify wood color number.</p> <p>Specify <i>with Customiz stain</i>.</p> <ul style="list-style-type: none"> ▶ See <i>Surface Materials Reference Manual</i>. Specify High-Pressure Laminate color number. Specify High-Pressure Laminate color number. ▶ See <i>Surface Materials Reference Manual</i>.

For laminate group 2 and 3 pricing, please refer to the electronic catalog or SmartTools.

Additional Options

- ▶ See *Availability of Conference Top Options*, page 331.
- ▶ See *Specifying Conference Top Options*, page 334.



For Canadian Pricing
 Multiply U.S. Price by the Canadian price factor.
 ▶ See page 1 for details.

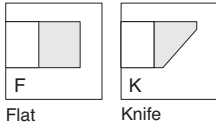
Specification Information

Dimensions		Style Number	U.S. Base Price	Options (Add \$ to Base Price)	
D	W			Wood Group 2	Wood Group 3
36"	60"	CL_J3660	\$ 3503	+\$ 51	+\$ 174
	66"	CL_J3666	\$ 3767	+\$ 75	+\$ 260
	72"	CL_J3672	\$ 4035	+\$ 75	+\$ 260
	84"	CL_J3684	\$ 4577	+\$104	+\$ 361
42"	72"	CL_J4272	\$ 4592	+\$104	+\$ 361
	84"	CL_J4284	\$ 5029	+\$104	+\$ 361
	96"	CL_J4296	\$ 5672	+\$122	+\$ 435
	108"	CL_J42108	\$ 6338	+\$122	+\$ 435
48"	84"	CL_J4884	\$ 5524	+\$122	+\$ 435
	96"	CL_J4896	\$ 5855	+\$122	+\$ 435
	108"	CL_J48108	\$ 7152	+\$158	+\$ 560
	120"	CL_J48120	\$ 8760	+\$158	+\$ 560
54"	108"	CL_J54108	\$ 8207	+\$183	+\$ 647
	120"	CL_J54120	\$ 9526	+\$183	+\$ 647
	144"	CL_J54144	\$11,314	+\$220	+\$ 774
60"	120"	CL_J60120	\$10,183	+\$198	+\$ 694
	144"	CL_J60144	\$13,688	+\$245	+\$ 847
	168"	CL_J60168	\$17,928	+\$256	+\$ 894
66"	144"	CL_J66144	\$15,180	+\$256	+\$ 894
	168"	CL_J66168	\$18,692	+\$287	+\$1019
	192"	CL_J66192	\$20,391	+\$331	+\$1157
72"	168"	CL_J72168	\$21,815	+\$331	+\$1157
	192"	CL_J72192	\$24,049	+\$364	+\$1282
	216"	CL_J72216	\$26,093	+\$402	+\$1403

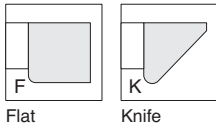


Tip: Your specification is not complete until you add a third letter to the style number to define the table top edge profile.

Standard Edge Profiles For Tops 60"W-120"W

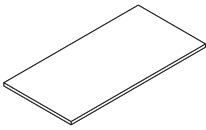


Large Edge Profiles For Tops 144"W and Wider



For Canadian Pricing
Multiply U.S. Price by the Canadian price factor.
▶ See page 1 for details.

Rectangular Laminate Conference Table Tops



Standard Includes	Required to Specify
<ul style="list-style-type: none"> ▶ Need help? Product details, page 306 • Table top: laminate price group 1 with solid wood group 1 edge 	<ol style="list-style-type: none"> 1 Style number with appropriate edge profile letter indicated in the space provided (For example, CL_T3660 becomes CLFT3660 for flat edge profile) <ul style="list-style-type: none"> ▶ See edge profiles at right. 2 Laminate color number for top 3 Wood finish number for edge profile 4 Options, if selected (see below) <ul style="list-style-type: none"> ▶ See <i>Surface Materials</i>, page 370.

Options	Required to Specify
Surface Materials <ul style="list-style-type: none"> • Wood group 2 on wood edge profile • Wood group 3 on wood edge profile • Customiz stain on wood edge profile • High-Pressure Laminate price group 2 • High-Pressure Laminate price group 3 • Open Line laminate 	<ul style="list-style-type: none"> Prices at right Prices at right No cost See information at left See information at left +\$111 plus cost of laminate
	<ul style="list-style-type: none"> Specify wood color number. Specify wood color number. Specify <i>with Customiz stain</i>. ▶ See <i>Surface Materials Reference Manual</i>. Specify High-Pressure Laminate color number. Specify High-Pressure Laminate color number. ▶ See <i>Surface Materials Reference Manual</i>.

For laminate group 2 and 3 pricing, please refer to the electronic catalog or SmartTools.

Additional Options

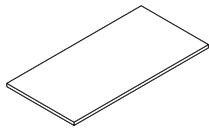
- ▶ See *Availability of Conference Top Options*, page 331.
- ▶ See *Specifying Conference Top Options*, page 334.



For Canadian Pricing
 Multiply U.S. Price by the Canadian price factor.
 ▶ See page 1 for details.

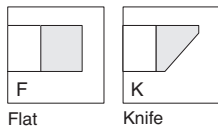
Specification Information

Dimensions		Style Number	U.S. Base Price	Options (Add \$ to Base Price)	
D	W			Wood Group 2	Wood Group 3
36"	60"	CL_T3660	\$ 3025	+\$ 51	+\$ 174
	66"	CL_T3666	\$ 3254	+\$ 75	+\$ 260
	72"	CL_T3672	\$ 3484	+\$ 75	+\$ 260
	84"	CL_T3684	\$ 3951	+\$104	+\$ 361
42"	72"	CL_T4272	\$ 3964	+\$104	+\$ 361
	84"	CL_T4284	\$ 4343	+\$104	+\$ 361
	96"	CL_T4296	\$ 4899	+\$122	+\$ 435
	108"	CL_T42108	\$ 5477	+\$122	+\$ 435
48"	84"	CL_T4884	\$ 4776	+\$122	+\$ 435
	96"	CL_T4896	\$ 5055	+\$122	+\$ 435
	108"	CL_T48108	\$ 6178	+\$158	+\$ 560
	120"	CL_T48120	\$ 7566	+\$158	+\$ 560
	144"	CL_T48144	\$ 8343	+\$198	+\$ 694
	168"	CL_T48168	\$ 11,834	+\$256	+\$ 894
54"	108"	CL_T54108	\$ 7085	+\$183	+\$ 647
	120"	CL_T54120	\$ 8226	+\$183	+\$ 647
	144"	CL_T54144	\$ 9770	+\$220	+\$ 774
	168"	CL_T54168	\$ 11,834	+\$256	+\$ 894
60"	120"	CL_T60120	\$ 8793	+\$198	+\$ 694
	144"	CL_T60144	\$ 11,822	+\$245	+\$ 847
	168"	CL_T60168	\$ 15,487	+\$256	+\$ 894
	192"	CL_T60192	\$ 15,979	+\$287	+\$1019
	216"	CL_T60216	\$ 16,480	+\$331	+\$1157
	240"	CL_T60240	\$ 17,000	+\$375	+\$1295
66"	144"	CL_T66144	\$ 13,804	+\$256	+\$ 894
	168"	CL_T66168	\$ 16,991	+\$287	+\$1019
	192"	CL_T66192	\$ 18,532	+\$331	+\$1157
	216"	CL_T66216	\$ 21,469	+\$364	+\$1282
72"	168"	CL_T72168	\$ 19,834	+\$331	+\$1157
	192"	CL_T72192	\$ 21,860	+\$364	+\$1282
	216"	CL_T72216	\$ 23,723	+\$402	+\$1403

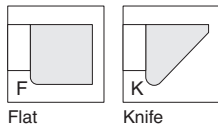


Tip: Your specification is not complete until you add a third letter to the style number to define the table top edge profile.

Standard Edge Profiles For Tops 60"W-120"W

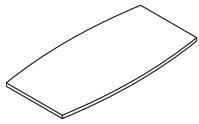


Large Edge Profiles For Tops 144"W and Wider



For Canadian Pricing
Multiply U.S. Price by the Canadian price factor.
▶ See page 1 for details.

Boat-Shape Laminate Conference Table Tops



Standard Includes	Required to Specify
<ul style="list-style-type: none"> ▶ Need help? Product details, page 306 • Table top: laminate price group 1 with solid wood group 1 edge 	<ul style="list-style-type: none"> 1 Style number with appropriate edge profile letter indicated in the space provided (For example, CL_B3660 becomes CLFB3660 for flat edge profile) <ul style="list-style-type: none"> ▶ See edge profiles at right. 2 Laminate color number for top 3 Wood finish number for edge profile 4 Options, if selected (see below) <ul style="list-style-type: none"> ▶ See <i>Surface Materials</i>, page 370.

Surface Materials	Options		Required to Specify
	• Wood group 2 on wood edge profile	Prices at right	Specify wood color number.
	• Wood group 3 on wood edge profile	Prices at right	Specify wood color number.
	• Customiz stain on wood edge profile	No cost	Specify <i>with Customiz stain</i> .
	• High-Pressure Laminate price group 2	See information at left	▶ See <i>Surface Materials Reference Manual</i> . Specify High-Pressure Laminate color number.
	• High-Pressure Laminate price group 3	See information at left	Specify High-Pressure Laminate color number.
	• Open Line laminate	+\$111 plus cost of laminate	▶ See <i>Surface Materials Reference Manual</i> .

For laminate group 2 and 3 pricing, please refer to the electronic catalog or SmartTools.

Additional Options

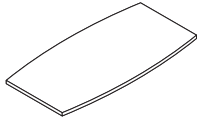
- ▶ See *Availability of Conference Top Options*, page 331.
- ▶ See *Specifying Conference Top Options*, page 334.



For Canadian Pricing
 Multiply U.S. Price by the Canadian price factor.
 ▶ See page 1 for details.

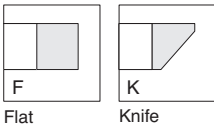
Specification Information

Dimensions D W	Style Number	U.S. Base Price	Options (Add \$ to Base Price)	
			Wood Group 2	Wood Group 3
30"/36"	60" CL_B3660	\$ 3503	+\$ 51	+\$ 174
	66" CL_B3666	\$ 3767	+\$ 75	+\$ 260
	72" CL_B3672	\$ 4035	+\$ 75	+\$ 260
	84" CL_B3684	\$ 4577	+\$104	+\$ 361
36"/42"	72" CL_B4272	\$ 4592	+\$104	+\$ 361
	84" CL_B4284	\$ 5029	+\$104	+\$ 361
	96" CL_B4296	\$ 5672	+\$122	+\$ 435
	108" CL_B42108	\$ 6338	+\$122	+\$ 435
41"/48"	84" CL_B4884	\$ 5524	+\$122	+\$ 435
	96" CL_B4896	\$ 5858	+\$122	+\$ 435
	108" CL_B48108	\$ 7152	+\$158	+\$ 560
	120" CL_B48120	\$ 8760	+\$158	+\$ 560
	144" CL_B48144	\$ 9660	+\$198	+\$ 694
46"/54"	108" CL_B54108	\$ 8207	+\$183	+\$ 647
	120" CL_B54120	\$ 9526	+\$183	+\$ 647
	144" CL_B54144	\$11,313	+\$220	+\$ 774
	168" CL_B54168	\$13,703	+\$256	+\$ 894
51"/60"	120" CL_B60120	\$10,183	+\$198	+\$ 694
	144" CL_B60144	\$13,685	+\$245	+\$ 847
	168" CL_B60168	\$17,928	+\$256	+\$ 894
	192" CL_B60192	\$18,504	+\$287	+\$1019
	216" CL_B60216	\$19,083	+\$331	+\$1157
56"/66"	144" CL_B66144	\$15,180	+\$256	+\$ 894
	168" CL_B66168	\$18,692	+\$287	+\$1019
	192" CL_B66192	\$20,391	+\$331	+\$1157
	216" CL_B66216	\$23,614	+\$364	+\$1282
61"/72"	168" CL_B72168	\$21,815	+\$331	+\$1157
	192" CL_B72192	\$24,049	+\$364	+\$1282
	216" CL_B72216	\$26,093	+\$402	+\$1403

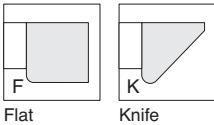


Tip: Your specification is not complete until you add a third letter to the style number to define the table top edge profile.

Standard Edge Profiles For Tops 60"W-120"W



Large Edge Profiles For Tops 144"W and Wider



For Canadian Pricing
Multiply U.S. Price by the Canadian price factor.
▶ See page 1 for details.

Racetrack Laminate Conference Table Tops



Standard Includes	Required to Specify
<ul style="list-style-type: none"> ▶ Need help? Product details, page 306 • Table top: laminate price group 1 with solid wood group 1 edge 	<ol style="list-style-type: none"> 1 Style number with appropriate edge profile letter indicated in the space provided (For example, CL_K3660 becomes CLFK3660 for flat edge profile) <ul style="list-style-type: none"> ▶ See edge profiles at right. 2 Laminate color number for top 3 Wood finish number for edge profile 4 Options, if selected (see below) <ul style="list-style-type: none"> ▶ See <i>Surface Materials</i>, page 370.

Options	Required to Specify
Surface Materials <ul style="list-style-type: none"> • Wood group 2 on wood edge profile • Wood group 3 on wood edge profile • Customiz stain on wood edge profile • High-Pressure Laminate price group 2 • High-Pressure Laminate price group 3 • Open Line laminate 	<ul style="list-style-type: none"> Prices at right Prices at right No cost See information at left See information at left +\$111 plus cost of laminate
	<ul style="list-style-type: none"> Specify wood color number. Specify wood color number. Specify <i>with Customiz stain</i>. ▶ See <i>Surface Materials Reference Manual</i>. Specify High-Pressure Laminate color number. Specify High-Pressure Laminate color number. ▶ See <i>Surface Materials Reference Manual</i>.

For laminate group 2 and 3 pricing, please refer to the electronic catalog or SmartTools.

Additional Options ▶ See *Availability of Conference Top Options*, page 331.
 ▶ See *Specifying Conference Top Options*, page 334.



For Canadian Pricing
 Multiply U.S. Price by the Canadian price factor.
 ▶ See page 1 for details.

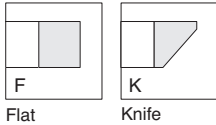
Specification Information

Dimensions		Style Number	U.S. Base Price	Options	
D	W			(Add \$ to Base Price)	
				Wood on Edge	
				Wood Group 2	Wood Group 3
36"	60"	CL_K3660	\$ 3342	+\$ 51	+\$ 174
	66"	CL_K3666	\$ 3595	+\$ 75	+\$ 260
	72"	CL_K3672	\$ 3854	+\$ 75	+\$ 260
42"	84"	CL_K3684	\$ 4371	+\$104	+\$ 361
	72"	CL_K4272	\$ 4389	+\$104	+\$ 361
	84"	CL_K4284	\$ 4798	+\$104	+\$ 361
48"	96"	CL_K4296	\$ 5416	+\$122	+\$ 435
	108"	CL_K42108	\$ 6045	+\$122	+\$ 435
	84"	CL_K4884	\$ 5276	+\$122	+\$ 435
54"	96"	CL_K4896	\$ 5592	+\$122	+\$ 435
	108"	CL_K48108	\$ 6826	+\$158	+\$ 560
	120"	CL_K48120	\$ 8363	+\$158	+\$ 560
	144"	CL_K48144	\$ 9220	+\$198	+\$ 694
60"	108"	CL_K54108	\$ 7832	+\$183	+\$ 647
	120"	CL_K54120	\$ 9093	+\$183	+\$ 647
	144"	CL_K54144	\$10,794	+\$220	+\$ 774
	168"	CL_K54168	\$13,082	+\$256	+\$ 894
66"	120"	CL_K60120	\$ 9714	+\$198	+\$ 694
	144"	CL_K60144	\$13,063	+\$245	+\$ 847
	168"	CL_K60168	\$17,113	+\$256	+\$ 894
	192"	CL_K60192	\$17,659	+\$287	+\$1019
	216"	CL_K60216	\$18,216	+\$331	+\$1157
72"	144"	CL_K66144	\$14,489	+\$256	+\$ 894
	168"	CL_K66168	\$17,837	+\$287	+\$1019
	192"	CL_K66192	\$19,461	+\$331	+\$1157
	216"	CL_K66216	\$22,539	+\$364	+\$1282
78"	168"	CL_K72168	\$20,832	+\$331	+\$1157
	192"	CL_K72192	\$22,954	+\$364	+\$1282
	216"	CL_K72216	\$24,905	+\$402	+\$1403

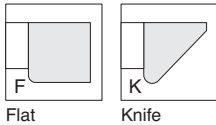


Tip: Your specification is not complete until you add a third letter to the style number to define the table top edge profile.

Standard Edge Profiles For Tops 60"W-120"W



Large Edge Profiles For Tops 144"W and Wider



For Canadian Pricing
Multiply U.S. Price by the Canadian price factor.
▶ See page 1 for details.

Bases for Conference Tables

Metal Flex Bases

Standard Includes		Required to Specify
<ul style="list-style-type: none"> ▶ Need help? Product details, page 308 	<ul style="list-style-type: none"> • Metal flex base: paint or metal • Attachment hardware 	<ol style="list-style-type: none"> 1 Style number 2 Paint or metal color number for base: 0835 Black, 4799 Platinum 3 Options, if selected (see below) <ul style="list-style-type: none"> ▶ See <i>Surface Materials</i>, page 370.

Tip: Power units and round ports cannot be used on tops supported by T- or X-flex bases.

Tip: Oval ports and power channels cannot be used on 54"D x 120"W oval tops supported by flex bases.

Options	U.S. Price	Required to Specify
Surface Materials <ul style="list-style-type: none"> • T-flex base • Brushed Aluminum 	+ \$274	Specify with 8042 Brushed Aluminum.
<ul style="list-style-type: none"> • X-flex base • Brushed Aluminum 	+ \$274	Specify with 8042 Brushed Aluminum.

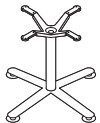
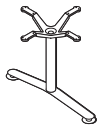
Specification Information				
Dimensions			Style Number	U.S. Base Price
D	W	H		

T-Flex Base

24"	24"	27½"	CFLEXT24	\$1340
30"	30"	27½"	CFLEXT30	\$1564

X-Flex Base

24"	24"	27½"	CFLEXX24	\$2033
30"	30"	27½"	CFLEXX30	\$2231



For Canadian Pricing

Multiply U.S. Price by the Canadian price factor.

▶ See page 1 for details.

U-Panel Bases



Standard Includes	Required to Specify
<p>▶ Need help? Product details, page 308</p> <ul style="list-style-type: none"> • U-panel base: wood group 1 • Wire management cavity • Cylinder feet: paint or metal • Attachment hardware 	<ol style="list-style-type: none"> 1 Style number 2 Wood color number for base 3 Paint or metal color number for feet: 0835 Black 4799 Platinum 8042 Brushed Aluminum 4 Options, if selected (see below) <p>▶ See <i>Surface Materials</i>, page 370.</p>

Options	U.S. Price	Required to Specify
<p>Surface Materials</p> <ul style="list-style-type: none"> • Wood group 2 • Wood group 3 • Customiz stain on wood 	<p>Prices below Prices below No cost</p>	<p>Specify wood color number. Specify wood color number. Specify <i>with Customiz stain</i>. ▶ See <i>Surface Materials Reference Manual</i>.</p>
<p>Foot Details</p> <ul style="list-style-type: none"> • Square feet 	<p>No cost</p>	<p>Specify <i>with square feet</i> and select 0835 Black, 4799 Platinum, or 8042 Brushed Aluminum.</p>

Specification Information						
Dimensions			Style Number	U.S. Base Price	Options	
D	W	H			(Add \$ to Base Price)	Wood Group 2
4"	24"	27½"	CWUPC424	\$1894	+\$111	+\$387
6"	30"	27½"	CWUPC630	\$2367	+\$153	+\$533
6"	36"	27½"	CWUPC636	\$2605	+\$183	+\$647
:	:	:	:	:	:	:

For Canadian Pricing
Multiply U.S. Price by the Canadian price factor.
▶ See page 1 for details.

Rectangular Bases with Feet



Standard Includes	Required to Specify
<ul style="list-style-type: none"> ▶ Need help? Product details, page 308 • Rectangular base: wood group 1 • Removable panel for access to wire cavity • Cylinder feet: paint or metal • Attachment hardware 	<ol style="list-style-type: none"> 1 Style number 2 Wood color number for base 3 Paint or metal color number for feet: <ul style="list-style-type: none"> 0835 Black 4799 Platinum 8042 Brushed Aluminum 4 Options, if selected (see below) <p>▶ See <i>Surface Materials</i>, page 370.</p>

Options	U.S. Price	Required to Specify
Surface Materials <ul style="list-style-type: none"> • Wood group 2 • Wood group 3 • Customiz stain on wood 	Prices below Prices below No cost	Specify wood color number. Specify wood color number. Specify <i>with Customiz stain</i> . ▶ See <i>Surface Materials Reference Manual</i> .
Foot Detail <ul style="list-style-type: none"> • Square feet 	No cost	Specify <i>with square feet</i> and select 0835 Black, 4799 Platinum, or 8042 Brushed Aluminum.

Specification Information						
• Dimensions			• Style Number	• U.S. Base Price	• Options	
D	W	H			(Add \$ to Base Price)	Wood
					Group 2	Group 3
24"	4"	27½"	CWREF424	\$1800	+\$111	+\$387
30"	6"	27½"	CWREF630	\$2150	+\$153	+\$533
36"	6"	27½"	CWREF636	\$2423	+\$183	+\$647
:	:	:	:	:	:	:

 **For Canadian Pricing**
 Multiply U.S. Price by the Canadian price factor.
 ▶ See page 1 for details.

Freestanding Table Bases



Standard Includes	Required to Specify
-------------------	---------------------

- | | | |
|--|---|--|
| <ul style="list-style-type: none"> ▶ Need help? Product details, page 308 | <ul style="list-style-type: none"> • Table base: 4799 Platinum Metallic or 7207 Black • Attachment hardware: black paint only | <ul style="list-style-type: none"> 1 Style number 2 Color number: 4799 Platinum Metallic, 7207 Black |
|--|---|--|

Specification Information					
Dimensions			Style	Quantity	U.S.
D	W	H	Number	:	Price

28"	28"	27½"	AWQT28	1	\$1328
-----	-----	------	---------------	---	--------

Freestanding Table Base

Tip: Freestanding table base does not have cable routing capabilities.

Tip: No technology solution can be accommodated directly above the table base.



For Canadian Pricing

Multiply U.S. Price by the Canadian price factor.

▶ See page 1 for details.

Half Drum Bases



Standard Includes	Required to Specify
<ul style="list-style-type: none"> ▶ Need help? Product details, page 308 • Half drum base: wood group 1 • Removable panel for access to wire cavity • Hole in bottom of base for floor monument access • Recessed toe kick on base: black or metallic finish • Glides: black plastic • Attachment hardware 	<ol style="list-style-type: none"> 1 Style number 2 Wood color number for base 3 Paint or plated finish color number for recessed toe kick: <ul style="list-style-type: none"> 0835 Black 8042 Brushed Aluminum 8046 Polished Aluminum 4 Options, if selected (see below) <ul style="list-style-type: none"> ▶ See <i>Surface Materials</i>, page 370.

Options	U.S. Price	Required to Specify
<ul style="list-style-type: none"> • Wood group 2 • Wood group 3 • Customiz stain on wood 	Prices below Prices below No cost	Specify wood color number. Specify wood color number. Specify <i>with Customiz stain</i> . ▶ See <i>Surface Materials Reference Manual</i> .

Specification Information						
Dimensions			Style Number	U.S. Base Price	Options	
D	W	H			(Add \$ to Base Price)	
					Wood	
					Wood	Wood
					Group 2	Group 3

With Recessed Toe Kick

12"	24"	27½"	CWHDC24	\$1812	+\$111	+\$387
15"	30"	27½"	CWHDC30	\$2180	+\$153	+\$533
18"	36"	27½"	CWHDC36	\$2514	+\$183	+\$647
:	:	:	:	:	:	:



For Canadian Pricing
 Multiply U.S. Price by the Canadian price factor.
 ▶ See page 1 for details.

Elliptical Drum Bases



Standard Includes		Required to Specify
<p>▶ Need help? Product details, page 308</p> <ul style="list-style-type: none"> • Elliptical drum base: wood group 1 • Removable panel for access to wire cavity • Hole in bottom of base for floor monument access • Recessed toe kick on base: black or metallic finish • Glides: black plastic • Attachment hardware 		<ol style="list-style-type: none"> 1 Style number 2 Wood color number for base 3 Paint or plated finish color number for recessed toe kick: <ul style="list-style-type: none"> 0835 Black 8042 Brushed Aluminum 8046 Polished Aluminum 4 Options, if selected (see below) <ul style="list-style-type: none"> ▶ See <i>Surface Materials</i>, page 370.

Options	U.S. Price	Required to Specify
<p>Surface Materials</p> <ul style="list-style-type: none"> • Wood group 2 • Wood group 3 • Customiz stain on wood 	<p>Prices below Prices below No cost</p>	<p>Specify wood color number. Specify wood color number. Specify <i>with Customiz stain</i>. ▶ See <i>Surface Materials Reference Manual</i>.</p>

Specification Information						
Dimensions			Style Number	U.S. Base Price	Options	
D	W	H			(Add \$ to Base Price)	
					Wood Wood : Wood Group 2 : Group 3	

With Recessed Toe Kick						
D	W	H	Style Number	U.S. Base Price	Options	Total Price
12"	24"	27½"	CWELC24	\$2180	+\$111	+\$387
15"	30"	27½"	CWELC30	\$2540	+\$153	+\$533
18"	36"	27½"	CWELC36	\$2899	+\$183	+\$647
.

 **For Canadian Pricing**
 Multiply U.S. Price by the Canadian price factor.
 ▶ See page 1 for details.

Power and Communication Accessories

Technology Covers

Tip: Order finishes 2970 Cameo White and 2971 Nocturne Black if technology covers are used with products ordered before 10/18/2021 to ensure fit and finish match the previously ordered product.



Tip: Technology covers are included with power units and power channels. Specify additional covers only if you need a different style or replacements.

▶ See *Power Channels* and *Power Units*, pages 334–335.

Standard Includes		Required to Specify
▶ Need help? Product details, page 308	• Technology covers: solid surface	1 Style number 2 Solid surface color number: 2868 Cameo White Low Gloss 2869 Nocturne Black Low Gloss

Specification Information				
Dimensions			Style	U.S.
D	W	H	Number	Price

Wire Access Grommet Cover

4 1/2"	6"	1/4"	DAC84	\$149
--------	----	------	--------------	-------

Square Cover

4 1/2"	6"	1/4"	DAX84	\$149
--------	----	------	--------------	-------

Flip Up Power Unit



Tip: For field installation, a 5" wide by 3 3/4" depth cut out is required. Also at least a 2 1/2" clearance from the bottom of the flange (including the thickness of the worksurface) is required to allow the routing of the wire and to avoid an interference with drawers.

Standard Includes		Required to Specify
▶ Need help? Product details, page 308	• Power unit: 0835 Black paint or 4799 Platinum paint • Two outlets: black plastic • Attachment hardware • 6' power cord with grounded plug: black plastic	1 Style number 2 Paint color number for power unit

Specification Information				
Dimensions			Style	U.S.
D	W	H	Number	Price

Flip Up Power Unit

4 1/4"	5 1/2"	2"	AWVFP	\$463
--------	--------	----	--------------	-------



For Canadian Pricing
Multiply U.S. Price by the Canadian price factor.
▶ See page 1 for details.

2 1/2" Round Grommet



Standard Includes	Required to Specify
<ul style="list-style-type: none"> Grommet: paint or metal Installation instructions 	<ul style="list-style-type: none"> 1 Style number 2 Paint or metal color number ▶ See <i>Surface Materials</i>, page 370.

Specification Information			
Dimensions		Style	U.S.
D	W	Number	Price
2 1/2"	2 1/2"	AWAG2	\$110

Convене

 **For Canadian Pricing**
Multiply U.S. Price by the
Canadian price factor.
▶ See page 1 for details.

Convене Edge Profile Samples

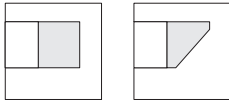
Standard Includes	Required to Specify
<ul style="list-style-type: none"> • Worksurface: wood group 1 veneer or laminate price group 1 • Wood worksurface with wood edge: solid wood edge on two sides • Laminate worksurface with wood edge: solid wood edge on two sides 	<ol style="list-style-type: none"> 1 Style number 2 Wood or laminate color number for worksurface 3 Wood finish number for edge profile on laminate worksurface 4 Worksurface profile (see below under Required Selections) 5 Options, if selected (see below) <p>▶ See <i>Surface Materials</i>, page 370.</p>

Required Selections

Wood worksurface edge profiles at left

For laminate group 2 and 3 pricing, please refer to the electronic catalog or SmartTools.

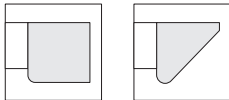
Standard Edge Profiles



Flat

Knife

Large Edge Profiles



Flat

Knife

Surface Materials	Options	U.S. Price	Required to Specify
	Wood veneer worksurfaces		
	• Wood group 2	+\$ 80	Specify wood color number.
	• Wood group 3	+\$279	Specify wood color number.
	• Customiz stain	No cost	Specify <i>with Customiz stain</i> .
	Laminate worksurfaces		
	• Full-fill finish on wood group 1	+\$ 41	Specify full-fill finish number.
	• High-Pressure Laminate price group 2	See information at left	Specify High-Pressure Laminate color number.
	• High-Pressure Laminate price group 3	See information at left	Specify High-Pressure Laminate color number.
	• Customiz stain	No cost	Specify <i>with Customiz stain</i> .

Specification Information

Dimensions		Style Number	U.S. Base Prices	
D	W		Wood Group 1 Veneer	Laminate
18"	20"	CVXEDGE	\$631	\$631



For Canadian Pricing
 Multiply U.S. Price by the Canadian price factor.
 ▶ See page 1 for details.

Surface Materials

This listing includes all the surface material choices that are available for the products in this specification guide.

Resources

For more information about surface materials, refer to the following resources:

Additional surface materials specification tools are available to assist you in the specification process—the Surface Materials Binders.

The global surface materials palette is a core collection of finishes that is available across multiple geographies (Americas/EMEA – Europe, Middle East, and Africa/APAC – Asia Pacific) and on global product lines, where applicable. For a list of finishes included in the offering, see the *Surface Materials Reference Manual*. Additional details, like product approvals by geography and finish number conversions, can also be found in the *Surface Materials Reference Manual* or see steelcase.com/surface-materials.

Surface Materials Binders include:

- *Surface Materials Reference Manual*
- A complete set of swatch cards for hard surfaces, vertical surface fabrics, and seating upholstery

Wood

Steelcase carefully selects veneer and solid wood for consistent color and grain structure. Wood is a natural material and variations will occur in color, grain and texture. These variations are part of the inherent natural beauty of wood and are not considered defects.

Wood veneers and solid wood finishes will not be an exact match to woodgrain laminates. We highly recommend ordering physical samples to understand visual differences.

Forest Stewardship Council (FSC) certified wood (veneer and core) is available on most Steelcase wood products through the Specials RFQ process.

All wood products will darken with age and exposure to ultraviolet light. This is especially apparent with cherry and maple veneer. We recommend that desk accessories be rearranged periodically to ensure even aging of wood surfaces.

When storing your wood furniture, please follow the following guidelines:

- Do not store products in trailers
- Store products in areas that simulate office temperatures (60°F to 90°F)
- Store products in areas that maintain constant, office-like humidity levels
- Keep product away from light. Cover products to make sure they are not exposed to light.

Ⓔ = Excluded

Steelcase Surfaces

Veneer

Veneers are matched for proper balance and consistency. Veneers are available or quarter cut, except for Oak, which is rift cut.

▶ Refer to the *Veneer Cut Guidelines* on page 373 for descriptions of each cut.

Open-pore finish is a medium gloss finish that leaves the wood grain texture visible to the eye and distinguishable to the touch.

Veneer

Wood Group 1

Flat-cut open-pore

- 3062 FC/OP Graphite Walnut
- 3402 FC/OP Clear Cherry (Aged)
- 3412 FC/OP Natural Cherry Ⓔ
- 3422 FC/OP Medium Cherry
- 3522 FC/OP Clear Maple
- 3592 FC/OP Blonde on Maple Ⓔ
- 3702 FC/OP Clear Walnut
- 3712 FC/OP Natural Walnut
- 3752 FC/OP Medium Walnut Ⓔ
- 3762 FC/OP Dark Walnut
- 3772 FC/OP Medium Mahogany on Walnut

Flat-Cut Open-Pore, Natural Veneer

- 3342 FC/OP Black Walnut
- 35A2 FC/OP Blanch Maple
- 37A2 FC/OP Thunder Walnut

Quarter-Cut Open-Pore

- 3042 QC/OP Ash Ⓔ
- 3222 QC/OP Clear Maple
- 3292 QC/OP Blonde on Maple Ⓔ
- 3302 QC/OP Clear Walnut
- 3312 QC/OP Natural Walnut
- 3352 QC/OP Medium Walnut Ⓔ
- 3362 QC/OP Dark Walnut
- 3372 QC/OP Medium Mahogany on Walnut
- 3382 QC/OP Graphite Walnut

Quarter-Cut Open-Pore, Natural Veneer

- 32A2 QC/OP Blanch Maple
- 33A2 QC/OP Thunder Walnut
- 3392 QC/OP Black Walnut

Rift-Cut Open-Pore

- 3602 RC/OP Desert Oak

Rift-Cut Full-Fill, Natural Veneer

- 36A2 RC/OP Volcanic Oak

Wood Group 3

Flat-Cut Open-Pore, Natural Veneer

- 3082 FC/OP Washed Walnut

Wood Group 1

Open-Pore Planked Veneer

- 3P41 OP Planked Cherry
- 3P51 OP Planked Maple
- 3P61 OP Planked Oak
- 3P71 OP Planked Walnut
- 3VFX OP Unmarked Oak

Tip: Known for its uniqueness, planked veneer has intentional and natural variations that include, but are not limited to: character marks, grain pattern, color, and natural color aging.

Full-Fill

Full-fill finish is a medium-gloss finish that completely fills the grain texture, yet allows the grain pattern to be seen. The wood has a lustrous, satiny look, and it is smooth to the touch. This finish is available on the wood worksurface or field-installed top only.

Wood Group 2

Flat-Cut Full-Fill

- 3064 FC/FF Graphite Walnut Ⓔ
- 3404 FC/FF Clear Cherry (Aged) Ⓔ
- 3414 FC/FF Natural Cherry Ⓔ
- 3424 FC/FF Medium Cherry Ⓔ
- 3524 FC/FF Clear Maple Ⓔ
- 3544 FC/FF Blonde on Maple Ⓔ
- 3704 FC/FF Clear Walnut Ⓔ
- 3714 FC/FF Natural Walnut Ⓔ
- 3754 FC/FF Medium Walnut Ⓔ
- 3764 FC/FF Dark Walnut Ⓔ
- 3774 FC/FF Medium Mahogany on Walnut Ⓔ

Flat-Cut Full-Fill, Natural Veneer

- 3734 FC/FF Black Walnut Ⓔ

Quarter-Cut Full-Fill

- 3224 QC/FF Clear Maple Ⓔ
- 3294 QC/FF Blonde on Maple Ⓔ
- 3304 QC/FF Clear Walnut Ⓔ
- 3314 QC/FF Natural Walnut Ⓔ
- 3354 QC/FF Medium Walnut Ⓔ
- 3364 QC/FF Dark Walnut Ⓔ
- 3374 QC/FF Medium Mahogany on Walnut Ⓔ
- 3384 QC/FF Graphite Walnut Ⓔ

Quarter-Cut Full-Fill, Natural Veneer

- 3394 QC/FF Black Walnut Ⓔ

Rift-Cut Full-Fill

- 3604 RC/FF Desert Oak Ⓔ

Wood Group 3

Flat-Cut Full-Fill, Natural Veneer

- 3084 FC/FF Washed Walnut Ⓔ

Premium Veneers

A selection of Premium veneers in this collection are available on most Steelcase brand products. The collection will be available as close to standard leadtimes as possible. However, because adequate supplies of veneer and solids must be secured, all orders will be scheduled individually. Leadtimes will vary based on Premium veneer and Premium solids availability at the time the order is placed. The collection is available as Wood Group 3 as part of our Select Surface program, and supported like standard veneers to make ordering easy. Please see the Steelcase surface materials section on *village.steelcase.com* for sample information and product line availability. All premium veneers are in clear-coat.

Wood Group 3

Quarter-Cut Open-Pore
3832 QC/OP Figured Anegre

Custom Surfaces

Customiz stain is a service that allows you to create your own stain colors and finishes on standard veneer. Customiz stain color is available on all product lines that offer wood veneer.

A \$500 stain-matching fee applies on CUSTOMIZ requests (Exception: The \$500 fee does not apply on matches to Coalesse standard finishes or for a low-gloss finish request on a standard color). The \$500 fee covers the cost of formulating the Customiz color finish and applies regardless of whether or not an order for product is placed.

In addition, an approval form must be signed to indicate customer acceptance of Customiz match. A \$1500 initiation fee will be charged prior to first order entry. This initiation fee activates the finish for unlimited use on any Steelcase product for an 18 month time period. After the 18 month time period has lapsed, the Customiz finish may be reactivated for another 18 months for a \$1000 fee at any point within five years after the \$1500 initiation fee was paid. If the finish is not reactivated within five years after the \$1500 initiation fee was paid, the finish will be culled and the customer will need to pay the \$1500 initiation fee again. All style number related Customiz charges products are no cost as of April 2014. The matching and initiation fees are not discountable.

Customiz stain takes 10 days to formulate. Consult the *Surface Materials Reference Manual* for more information. Custom veneers are also available and must be quoted by Steelcase specials group. Customiz stain on custom veneers takes 2 to 4 weeks to formulate.

Requirements and information on ordering a Customiz stain color are found in the *Surface Materials Reference Manual*.

Ⓔ = Excluded

Laminate

Steelcase Surfaces

High-Pressure Laminate

Price Group 1

Fiber Laminate

- 2850 Vanadium Fiber
- 2854 Vellum Fiber Ⓔ
- 2860 Granite Fiber
- 2862 Stucco Fiber Ⓔ

Micro Laminate

- 2920 Marl Micro
- 2921 Gypsum Micro
- 2922 Clay Micro

Patina Laminate

- 2870 Blonde Bronze Patina
- 2873 Instant Iron Patina

Solid Laminate

- 2722 Cream Ⓔ
- 2730 Arctic White
- 2746 Black
- 2759 Warm White
- 2811 Mist Ⓔ
- 2883 Seagull
- 2884 Milk
- 2885 Dune
- 2HAA Persian Salt
- 2HAB Rose
- 2HAC Indigo
- 2HAD Green Citrine Ⓔ
- 2HAE Dark Olivine
- 2HAF Cloudy
- 2HMG Merle
- 2HWU Clay
- 2HWV Chalk

Speckle Laminate

- 2820 Coffee Speckle Ⓔ
- 2823 Driftwood Speckle
- 2824 Smoke Speckle
- 2825 Vanadium Speckle

Tip: Some wood veneer finishes and woodgrain laminates share the same name. Because of the difference in materials, veneers and laminates of the same name are not an exact match but do coordinate with each other.

Woodgrain Laminate

- 2406 Clear Cherry Ⓔ
- 2409 Clear Maple
- 2410 Graphite Walnut*
- 2412 Natural Cherry
- 2422 Medium Cherry Ⓔ
- 2511 Winter on Maple Ⓔ
- 2535 Virginia Walnut
- 2536 Blackwood
- 2538 Clear Walnut
- 2592 Blonde on Maple Ⓔ
- 2714 Natural Walnut Ⓔ
- 2HAK Clear Oak
- 2HAN Ash Noce
- 2HAT Acacia
- 2HAW Ash Wenge
- 2HBN Bisque Noce
- 2HBW Bisque Wenge
- 2HCN Clay Noce
- 2HCW Clay Wenge
- 2HSN Storm Noce
- 2HSW Storm Wenge
- 2HWA Grey Kingswood
- 2HWB Planked Walnut
- 2HWD Resolute Walnut
- 2HWE Natural Recon
- 2HWF Smoked Walnut Ⓔ
- 2HZA Waxed Maple
- 2HZB Natural Ash
- 2HZC Aged Ash
- 2HZD Ashwood Oak
- 2HZE Ashwood Beige
- 2HZF White Washed Birchply

* When blending laminate and veneer on the same unit, the Graphite Walnut laminate is Quarter Cut and matches Quarter Cut Graphite Walnut veneer.

Price Group 2

Textured Laminate

- 2TH2 Fawn Cypress
 - 2TH4 Saddle Oak
 - 2TH5 Veranda Teak
 - 2TH7 Walnut Heights
 - 2UH1 Reclaimed Aggregate
 - 2UH2 Reclaimed Gravel
 - 2UH4 Cement**
 - 2UH6 Sheetrock
- **2UH4 Cement has limited sizing availability, determined by product sizing and/or options. Rectangular tops with a width of 143" or greater and round tops with a diameter of 59" or greater are not available.

Price Group 3

Applies to:
• Convене table tops

Solid Laminate

- 24H1 Satin White
- 24H2 Satin Black
- 24H3 Satin Stone
- 24H4 Satin Mocha

Surface Materials, continued

Premium Veneers

A selection of Premium veneers in this collection are available on most Steelcase brand products. The collection will be available as close to standard leadtimes as possible. However, because adequate supplies of veneer and solids must be secured, all orders will be scheduled individually. Leadtimes will vary based on Premium veneer and Premium solids availability at the time the order is placed. The collection is available as Wood Group 3 as part of our Select Surface program, and supported like standard veneers to make ordering easy. Please see the Steelcase surface materials section on village.steelcase.com for sample information and product line availability. All premium veneers are in clear-coat.

Wood Group 3

Quarter-Cut Open-Pore
3832 QC/OP Figured
Anegre

Custom Surfaces

Customiz stain is a service that allows you to create your own stain colors and finishes on standard veneer. Customiz stain color is available on all product lines that offer wood veneer.

A \$500 stain-matching fee applies on CUSTOMIZ requests (Exception: The \$500 fee does not apply on matches to Coalesse standard finishes or for a low-gloss finish request on a standard color). The \$500 fee covers the cost of formulating the Customiz color finish and applies regardless of whether or not an order for product is placed.

In addition, an approval form must be signed to indicate customer acceptance of Customiz match. A \$1500 initiation fee will be charged prior to first order entry. This initiation fee activates the finish for unlimited use on any Steelcase product for an 18 month time period. After the 18 month time period has lapsed, the Customiz finish may be reactivated for another 18 months for a \$1000 fee at any point within five years after the \$1500 initiation fee was paid. If the finish is not reactivated within five years after the \$1500 initiation fee was paid, the finish will be culled and the customer will need to pay the \$1500 initiation fee again. All style number related Customiz charges products are no cost as of April 2014. The matching and initiation fees are not discountable.

Customiz stain takes 10 days to formulate. Consult the *Surface Materials Reference Manual* for more information. Custom veneers are also available and must be quoted by Steelcase specials group. Customiz stain on custom veneers takes 2 to 4 weeks to formulate.

Requirements and information on ordering a Customiz stain color are found in the *Surface Materials Reference Manual*.

Laminate
Steelcase Surfaces

High-Pressure Laminate

Price Group 1

- Fiber Laminate**
2850 Vanadium Fiber
2854 Vellum Fiber **E**
2860 Granite Fiber
2862 Stucco Fiber **E**

Micro Laminate

- 2920 Marl Micro
2921 Gypsum Micro
2922 Clay Micro

Patina Laminate

- 2870 Blonde Bronze Patina
2873 Instant Iron Patina

Solid Laminate

- 2722 Cream **E**
2730 Arctic White
2746 Black
2759 Warm White
2811 Mist **E**
2883 Seagull
2884 Milk
2885 Dune
2HAA Persian Salt
2HAB Rose
2HAC Indigo
2HAD Green Citrine **E**
2HAE Dark Olivine
2HAF Cloudy
2HMG Merle
2HWU Clay
2HWW Chalk

Speckle Laminate

- 2820 Coffee Speckle **E**
2823 Driftwood Speckle
2824 Smoke Speckle
2825 Vanadium Speckle

Tip: Some wood veneer finishes and woodgrain laminates share the same name. Because of the difference in materials, veneers and laminates of the same name are not an exact match but do coordinate with each other.

Woodgrain Laminate

- 2406 Clear Cherry **E**
2409 Clear Maple
2410 Graphite Walnut*
2412 Natural Cherry
2422 Medium Cherry **E**
2511 Winter on Maple **E**
2535 Virginia Walnut
2536 Blackwood
2538 Clear Walnut
2592 Blonde on Maple **E**
2714 Natural Walnut **E**
2HAK Clear Oak
2HAN Ash Noce
2HAT Acacia
2HAW Ash Wenge
2HBN Bisque Noce
2HBW Bisque Wenge
2HCN Clay Noce
2HCW Clay Wenge
2HSN Storm Noce
2HSW Storm Wenge
2HWA Grey Kingswood
2HWB Planked Walnut
2HWD Resolute Walnut
2HWE Natural Recon
2HWF Smoked Walnut **E**
2HZA Waxed Maple
2HQB Natural Ash
2HQC Aged Ash
2HZD Ashwood Oak
2HZE Ashwood Beige
2HZF White Washed Birchply
* When blending laminate and veneer on the same unit, the Graphite Walnut laminate is Quarter Cut and matches Quarter Cut Graphite Walnut veneer.

Price Group 2

Textured Laminate

- 2TH2 Fawn Cypress
2TH4 Saddle Oak
2TH5 Veranda Teak
2TH7 Walnut Heights
2UH1 Reclaimed Aggregate
2UH2 Reclaimed Gravel
2UH4 Cement**
2UH6 Sheetrock
**2UH4 Cement has limited sizing availability, determined by product sizing and/or options. Rectangular tops with a width of 143" or greater and round tops with a diameter of 59" or greater are not available.

Price Group 3

Applies to:
• Convене table tops

Solid Laminate

- 24H1 Satin White
24H2 Satin Black
24H3 Satin Stone
24H4 Satin Mocha

Custom Surfaces

Open Line Laminate (OLL)

This service allows you to order non-standard laminate at an additional processing fee of \$111 U.S. per unit, plus the cost of the laminate.

High-Pressure Laminate pricing does not include premium or digitally printed patterns from any suppliers. Laminate cost may also vary for basic or standard laminates from other suppliers. Please contact the OLL consultant at 616.475.2426 for pricing. The cost of the laminate will be added to your invoice as a separate line on the acknowledgement.

When processing orders for Open Line laminate, specify 2900 in the laminate finish field and enter the OLL manufacturer information. Specify appropriate 2K finish number for the edge finish.

Laminate Approval and Material Requirements

To confirm whether a particular laminate has already been tested for use on a specific Steelcase product or to determine material square foot requirements:
• Visit www.steelcase.com

For additional information, refer to the *Steelcase Surface Materials Reference Manual*.

Paint
Steelcase Surfaces

Applies to:
• 2 1/2" round grommet

Price Group 1

Smooth Paint
7241 Arctic White

Textured Paint
7360 Merle

Price Group 2

Standard Paint
0835 Black

Smooth Metallic Paint

4799 Platinum Metallic

Custom Surfaces

Price Group 3

PerfectMatch

PerfectMatch is a service that allows you to create your own paint color. Refer to the *Surface Materials Reference Manual* for more information about this program.

Plastic
Steelcase Surfaces

6000 Black

Plated Metal
Steelcase Surfaces

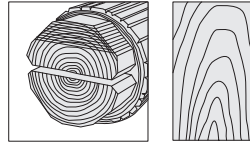
► See *Plated and Painted Metal Color Availability Matrix* on page 374 for color availability by product line.
8042 Brushed Aluminum
8046 Polished Aluminum
9201 Polished Chrome
9211 Nickel
9250 Ember Chrome

Solid Surface
Steelcase Surfaces

Applies to:
• Technology cover
2868 Cameo White Low Gloss
2869 Nocturne Black Low Gloss

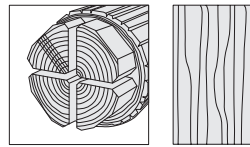
E = Excluded

Veneer Cut Guidelines



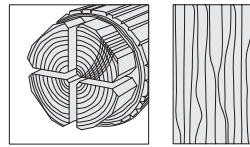
Flat Cut

Veneer is cut parallel to the flat side of the cant at a tangent to the growth rings of the tree. This produces a cathedral or oval pattern. On average, there is a 6-8" wide leaf width. On an 18" wide surface, there will likely be three leaves showing a repeated pattern.



Quarter Cut

Veneer is cut from quarter sections of the log which are produced by cutting each cant in half. Cutting lines are at an angle of approximately 90 degrees to the growth rings at the center of the quarter. This produces a straight grain or ribbon pattern. On average, leaves are 2½-4" wide.



Rift Cut

This veneer cut is specifically for oak. Cutting lines are an arc approximately perpendicular to the growth rings. This produces a comb-like straight grain or ribbon pattern. On average, leaves are 2½-4" wide.

Plated and Painted Metal Color Availability Matrix

Plated and Painted Metal





Not every plated metal color is available on every metal component for every product line. This matrix gives you an overview of which plated metal colors are available on each product line and component.

Legend

- = Not available
- = Available
- = Available with exceptions
- Ⓢ = Excluded

		0835	4750	4798	4799	4803	7207	7225	7241	7243	7246	7280	7360	8042	8043	8046	9201	9211	9212	9214	9230	9250	
		Black	Champagne Metallic	Sterling Metallic Ⓢ	Platinum Metallic	Near Black	Black Textured	Sand	Arctic White	Seagull	Midnight Metallic	Smooth Bronze	Merle	Brushed Aluminum	Anodized Aluminum	Polished Aluminum	Polished Chrome	Nickel	Silver	Antique Pewter	Antique Bronze	Ember Chrome	
Convене	Pulls	■	•	•	■	•	•	•	•	•	•	•	•	•	•	•	•	■	■	•	•	•	•
	Locks	•	•	•	•	•	•	•	•	•	•	•	•	•	•	•	•	■	•	•	•	•	■
	Base toe kicks	■	•	•	•	•	•	•	•	•	•	•	•	■	■	■	■	•	•	•	•	•	•
	Square and cylinder feet	■	•	•	■	•	•	•	•	•	•	•	•	•	■	•	•	•	•	•	•	•	•
	Flex base	■	•	•	■	•	•	•	•	•	•	•	•	•	■	•	•	•	•	•	•	•	•
	Grommets	■	•	•	■	•	•	•	•	•	•	•	•	•	•	•	•	•	■	■	•	•	•
	Power unit and power channel sleeves	■	•	•	■	•	•	•	•	•	•	•	•	•	•	•	•	•	•	•	•	•	•

Verlay

	
Statement of Line	376
	
Understanding	
Verlay Collaboration Tables	380
Verlay Leg Configurations	386
Verlay Grommet Availability Matrix	390
	
Specifying	
Wood Leg Tables	
Seated-Height Round Tables	406
Seated-Height Gumdrop Tables	408
Seated-Height Square Tables	412
Seated-Height Rectangle Tables	414
Seated-Height Sightline Tables	418
Standing-Height Square Tables	422
Standing-Height Rectangle Tables	424
Metal Leg Tables	
Seated-Height Round Tables	426
Seated-Height Square Tables	428
Seated-Height Rectangle Tables	432
Seated-Height Sightline Tables	438
Accessories	441
	
Surface Materials	442

Statement of Line

Verlay

Seated-Height Collaboration Tables with Wood Legs



Understanding
 ▶ Page 380
 Specifying
 ▶ Page 406



Understanding
 ▶ Page 380
 Specifying
 ▶ Page 408

Seated-Height Round Tables

42" Diameter	48" Diameter	54" Diameter	60" Diameter
●	●	●	●

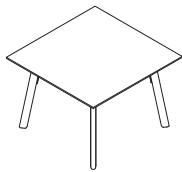
Tip: Available parametrically in 1/16" increments.

Seated-Height Gumdrop Tables, Softened Shape

	42"W	48"W	54"W	60"W	66"W
42"D	●	●	●	●	●
48"D	●	●	●	●	●

Tip: Table tops are tapered. Depth will change over the length of table from the depth listed above to 6" smaller.

Tip: Available parametrically in 3" increments for laminate tops and 1/16" increments for wood veneer tops.



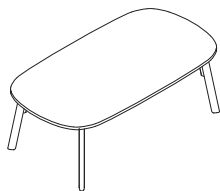
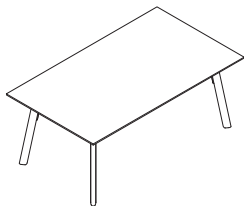
Understanding
 ▶ Page 380
 Specifying
 ▶ Page 412

Seated-Height Square Tables, Straight and Softened Shape

	42"W	48"W
42"D	●	
48"D		●

Tip: Straight shape type is available parametrically in 1/16" increments.

Tip: Softened shape type is available parametrically in 3" increments for laminate tops and 1/16" increments for wood veneer tops.



Understanding
 ▶ Page 380
 Specifying
 ▶ Page 414

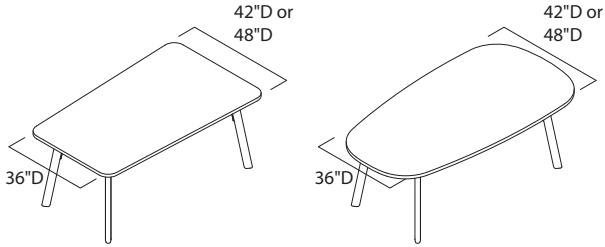
Seated-Height Rectangle Tables, Straight and Softened Shape

	72"W	84"W	96"W
42"D	●	●	●
48"D	●	●	●

Tip: Straight shape type is available parametrically in 1/16" increments.

Tip: Softened shape type is available parametrically in 3" increments for laminate tops and 1/16" increments for wood veneer tops.

Seated-Height Collaboration Tables with Wood Legs, continued



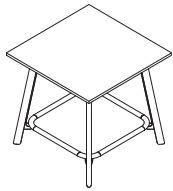
Understanding
 ▶ Page 380
 Specifying
 ▶ Page 418

Seated-Height Sightline Tables, Straight and Softened Shape

	72\"/>
36\"/>	
36\"/>	

Tip: Table tops are tapered. Depth will change over the length of table from the depth listed above to a 36\"/>

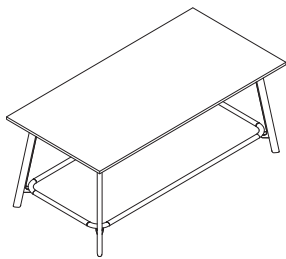
Standing-Height Collaboration Tables with Wood Legs



Understanding
 ▶ Page 380
 Specifying
 ▶ Page 422

Standing-Height Square Tables, Straight Shape

	42\"/>
42\"/>	
48\"/>	



Understanding
 ▶ Page 380
 Specifying
 ▶ Page 424

Standing-Height Rectangle Tables, Straight Shape

	96\"/>
42\"/>	
48\"/>	

Seated-Height Collaboration Tables with Metal Legs



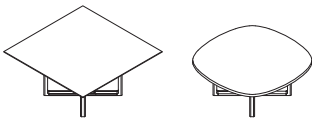
Understanding
 ▶ Page 380
 Specifying
 ▶ Page 426

Seated-Height Round Tables

42" Diameter 48" Diameter 54" Diameter 60" Diameter



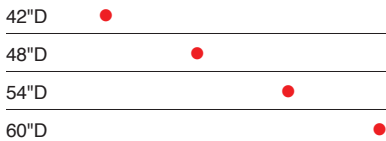
Tip: Available parametrically in 1/16" increments.



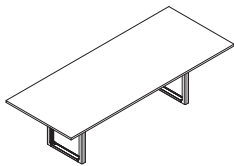
Understanding
 ▶ Page 380
 Specifying
 ▶ Page 428

Seated-Height Square Tables, Straight and Softened Shape

42"W 48"W 54"W 60"W



Tip: Straight shape type is available parametrically in 1/16" increments.
 Tip: Softened shape type is available parametrically in 3" increments for laminate tops and 1/16" increments for wood veneer tops.



Understanding
 ▶ Page 380
 Specifying
 ▶ Page 432

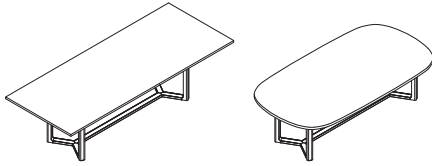
Seated-Height Rectangle Tables, Straight Shape—with Metal U-Leg

66"W 72"W 84"W 96"W 108"W 120"W 144"W 168"W 192"W 216"W



Tip: Number of U-legs per table is determined by top width.
 Tip: Tables over 120"W have multi-piece tops.
 Tip: Straight shape type is available parametrically in 1/16" increments.

Seated-Height Collaboration Tables with Metal Legs, continued

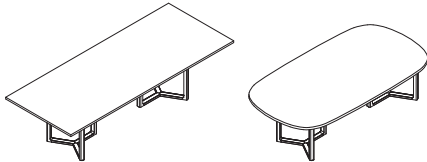


Understanding
 ▶ Page 380
 Specifying
 ▶ Page 432

Seated-Height Rectangle Tables, Straight and Softened Shape—with Metal Trestle Leg

	96"W	108"W	120"W
42"D	●	●	●
48"D	●	●	●

Tip: Tables over 120"W have multi-piece tops.
Tip: Straight shape type is available parametrically in 1/16" increments.
Tip: Softened shape type is available parametrically in 3" increments for laminate tops and 1/16" increments for wood veneer tops.

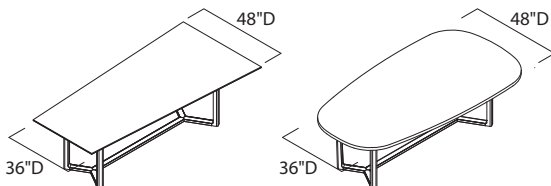


Understanding
 ▶ Page 380
 Specifying
 ▶ Page 432

Seated-Height Rectangle Tables, Straight and Softened Shape—with Metal Split Trestle Leg

	120"W	144"W
42"D	●	●
48"D	●	●

Tip: Tables over 120"W have multi-piece tops.
Tip: Straight shape type is available parametrically in 1/16" increments.
Tip: Softened shape type is available parametrically in 3" increments for laminate tops and 1/16" increments for wood veneer tops.



Understanding
 ▶ Page 380
 Specifying
 ▶ Page 438

Seated-Height Sightline Tables, Straight and Softened Shape—with Metal Asymmetric Trestle Leg

	96"W	108"W	120"W
36"D—48"D	●	●	●

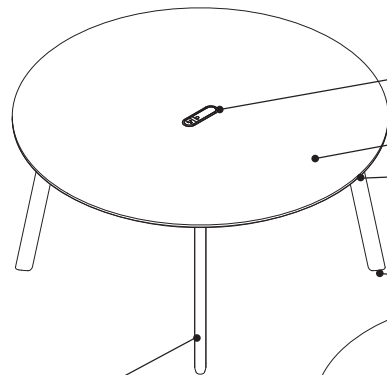
Tip: Table tops are tapered. Depth will change over the length of table from 36"D to 48"D.
Tip: Straight shape type is available parametrically in 1/16" increments.
Tip: Softened shape type is available parametrically in 3" increments for laminate tops and 1/16" increments for wood veneer tops.

Verlay Collaboration Tables

Verlay is a suite of tables created for collaborative environments and was designed to encourage the smooth flow of ideas across the office landscape. Verlay's wood design offers a material range that provides a comfortable presence to the workplace.

Verlay consists of a series of table shapes and sizes, supporting a wide array of settings from small collaboration to large conference rooms with a modern design aesthetic with multiple leg materials and types.

Solid wood legs offered in oak, maple, or walnut.

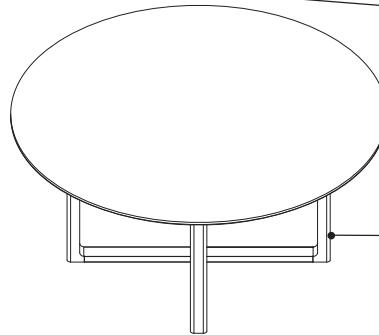


CC grommet is available.

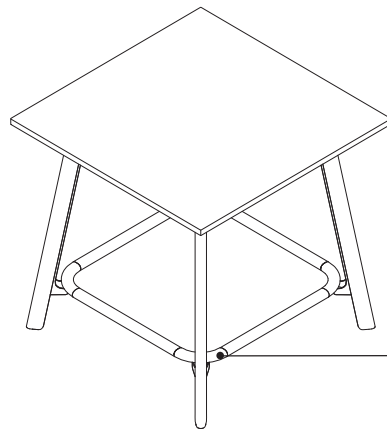
Top in wood veneer or High-Pressure Laminate.

Leg bracket below the worksurface of wood leg tables adjusts from 28¹/₂" to 29³/₁₆" to level the table on uneven floors.

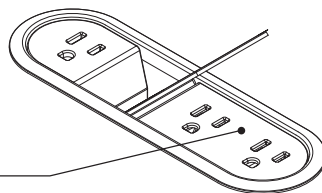
Tan, flat, plastic foot glides.



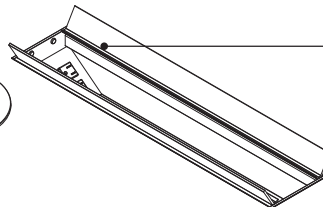
Metal legs offered with furniture grade linoleum inserts. Glide adjustment on metal legs is 1¹/₄".



Leg ring is painted metal, providing a foot rest when standing or seated.



CC grommet is available in standard power, USB type A, and USB type C.



Long grommet is available in standard power with data knockouts only.

Actual Dimensions

	Seated-Height with Wood Legs	Seated-Height with Metal Legs	Standing-Height with Wood Legs
Round			
Diameter	42", 48", 54", or 60"	42", 48", 54", or 60"	N.A.
Gumdrop			
Depth	42" or 48"	N.A.	N.A.
Width	42", 48", 54", 60", or 66"	N.A.	N.A.
Square			
Depth	42" or 48"	42", 48", 54", or 60"	42" or 48"
Width	42" or 48"	42", 48", 54", or 60"	42" or 48"
Rectangle			
Depth	42" or 48"	42", 48", 54", or 60"	42" or 48"
Width	72", 84", or 96"	66", 72", 84", 96", 108", 120", 144", 168", 192", or 216"	96"
Sightline			
Depth	42" or 48"	36"/48"	N.A.
Width	72" or 96"	96", 108", or 120"	N.A.

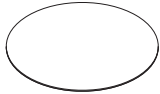
Tip: Seated-height is 28¹/₂"H, standing-height is 40"H.

Tip: Available parametrically with exceptions. See parametric sizes understanding information.

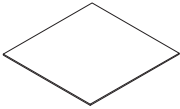
Verlay Collaboration Tables, continued

Product Details

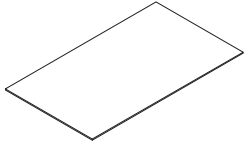
Verlay table top has a wood composite core with a wood veneer or laminate surface and is available in five different shapes; round, gumdrop, square, rectangle, and sightline.



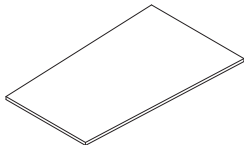
Round



Square, Straight

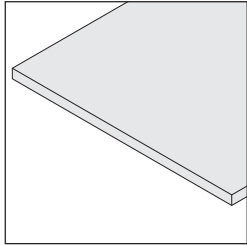


Rectangle, Straight

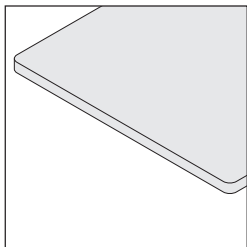


Sightline, Straight

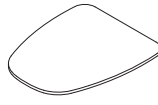
Straight shapes are available on round, square, rectangle, and sightline tables and feature a choice of square or rounded corners.



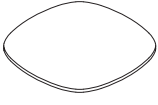
Square corners, available as an option on straight shapes, have 90° corners on all four sides.



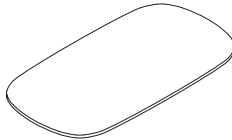
Rounded corners, available as an option on straight shapes, have a 4" radius on all four sides with a continuous edge banding.



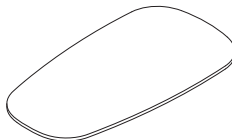
Gumdrop



Square, Softened



Rectangle, Softened



Sightline, Softened

Softened table shapes offer a continuous radius pillow aesthetic for seated-height tables.

Softened table shapes are available on gumdrop, square, rectangle, and sightline tables.

Gumdrop table is only offered with wood legs in a softened shape.


Sightline table is only offered with seated wood leg and metal asymmetric trestle leg.



3 mm Edge, Plastic or Wood Veneer



Slice Edge, Plastic or Wood Veneer



Drop Edge, Solid Wood

Edge detail is available in three options—3 mm, slice, or drop.

Tops are 1 1/8" thick.

Slice edge gives the appearance of a thinner top which is 1/2" thick and tapers to an overall thickness of 1 1/8".

Slice edge on laminate tops with square corners will be laser edge banding.

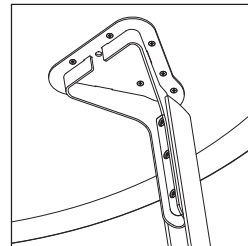
Underside of slice edge exposes MDF core.

Drop edge gives the appearance of a thicker profile with a 1 5/8" solid wood edge. Drop edge is not available in softened shapes or on laminate tops.



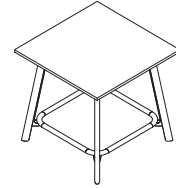
Wood legs are available in solid wood, maple, oak, or walnut.

Wood leg species is specifiable for laminate top tables but for veneer top tables will default to match the veneer species.




Leg brackets are painted metal.

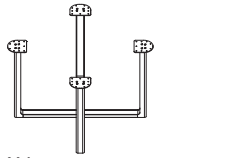
Leveling of wood legs occurs between the wood leg and the metal bracket. This eliminates the need for additive levelers, resulting in a visually clean interaction between floor and leg. Leg bracket adjusts from 28 1/2" to 29 13/16".



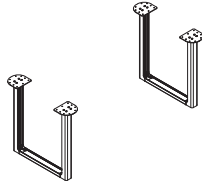
Standing-height tables are available as square or rectangle shapes, with rounded or square corners.



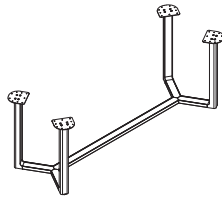
Leg ring is painted metal, providing a foot rest when standing or seated.



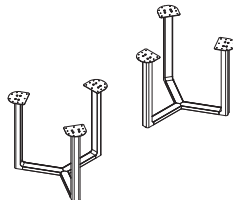
X-Leg



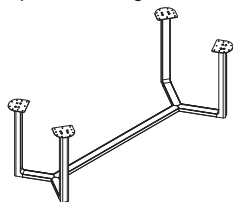
U-Leg



Trestle Leg



Split Trestle Leg

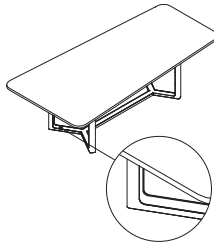


Asymmetric Trestle Leg

Metal legs come in a variety of types: X-leg, U-leg, trestle leg, split trestle leg, and asymmetric trestle leg.

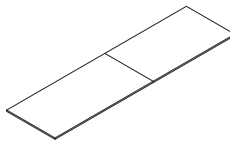
Tip: The number of U-legs is driven by the width of the table.

► See page 288 for *Verlay Leg Configurations*.



A soft-touch linoleum insert lines the interior of the metal leg to conceal power and provide an accent of color. It is a flexible furniture grade linoleum.

Leveling of metal legs occurs with leveling glides that adjust for installations on uneven floors. Adjustability range is 1¹/₄".



Sectioned tops will occur when the top is larger than 120"W. The top will be split into two equal sections that ship with connecting hardware.

Woodgrain laminate sectioned tops cannot guarantee a perfect match of grain pattern at the seam where the two sections join. However, the best match of grain pattern possible will be pursued.



Short grain direction



Long grain direction

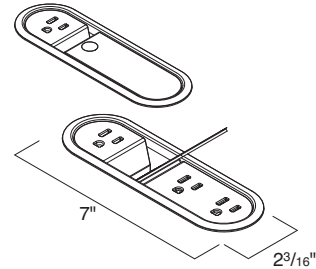
Rectangular Worksurface

Grain direction on woodgrain laminate tops less than or equal to 60"W are available in short or long grain. Tops greater than 60"W will always have long grain direction.

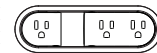
Grain direction on veneer tops less than or equal to 96"W are available in short or long grain. Tops greater than 96"W will always have short grain direction.

Power, Wiring & Cabling

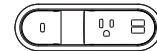
Surface power is available with two options—CC grommet or long grommet. Both are field installed.



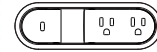
CC grommet features an exposed power outlet or USB port on one side, lid concealing additional power and USB ports. The grommet bezel and lid can be specified in contrasting finishes.



Power, Power, Power



USB-C, Power, 2 USB-A



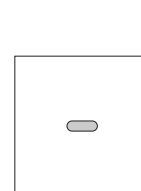
USB-C, Power, Power



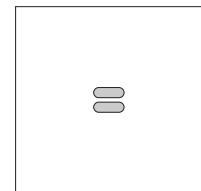
Power, Power, 2 USB-A

Four power and USB configurations are available to accommodate a variety of user needs.

The Verlay CC grommet cannot be specified with a 3-power configuration when selecting the 6- or 8-grommet option.



Single



Stacked

CC grommet is available in either single or stacked configurations.

► See *Verlay Grommet Availability Matrix*, page 390

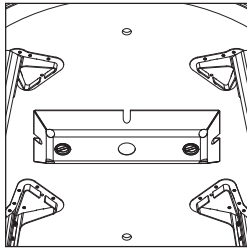
Power infeed for CC grommet is available as cord and plug or hardwired. Cord and plug version has a 9' cord.

Hardwire is available in 72" or 144" conduit length options.

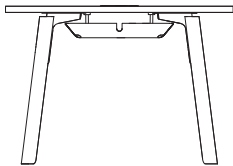
Verlay Collaboration Tables, continued

Tables with three or more CC grommets

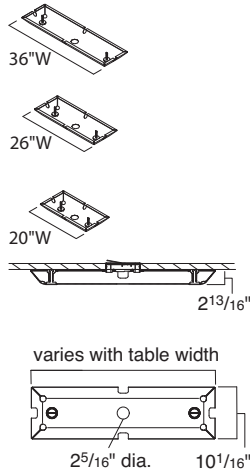
include a junction box which mounts to the underside of the worksurface and replaces the infeed. Electrician supplied conduit feeds the junction box and connects to the hardwire conduit of the grommet electrical system.



Wire management tray for CC grommet attaches to the underside of the table. The tray houses the CC grommet power squid box and manages cables. Cables can route out of the tray through side access holes or bottom center hole.

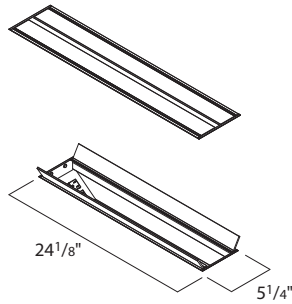


Plastic knobs allow the tray to drop and tilt for easy access to the contents of the tray.



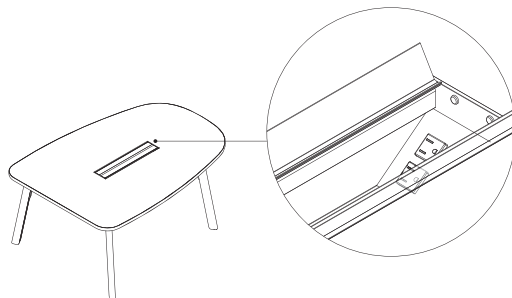
Number of trays and tray size varies based on table size and number of CC grommets. Tray sizes are 20\"/>

Tip: Wire management tray is only included when CC grommet is specified and is not available on square tables less than 48\"/>

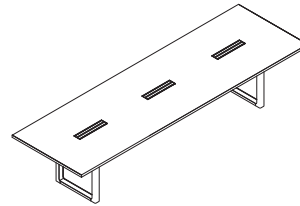


Long grommet features two metal hinged doors that allow for access to power and data tray.

Long grommet has an internal depth of 3 1/2\"/>



The tray includes four power receptacles and two cutouts for modular data housings located at each end of the tray.



Number of long grommets can be specified from one to four but is dependent on table size.

▶ See *Verlay Grommet Availability Matrix*, page 390

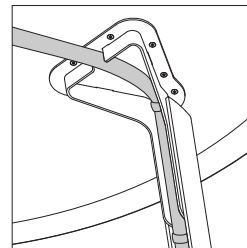
Power infeed for long grommet is available as cord and plug or hardwired.

Cord and plug version has a 9' cord.

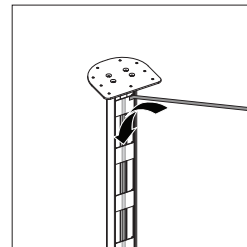
Hardwire conduit is 72\"/>

Tables with two or more metal grommets include a junction box which mounts to the underside of the worksurface and replaces the infeed. Electrician supplied conduit feeds the junction box and connects to the hardwire conduit of the grommet electrical system.

Interior of tray is accessible by the user and has ample room to manage cords and power bricks.



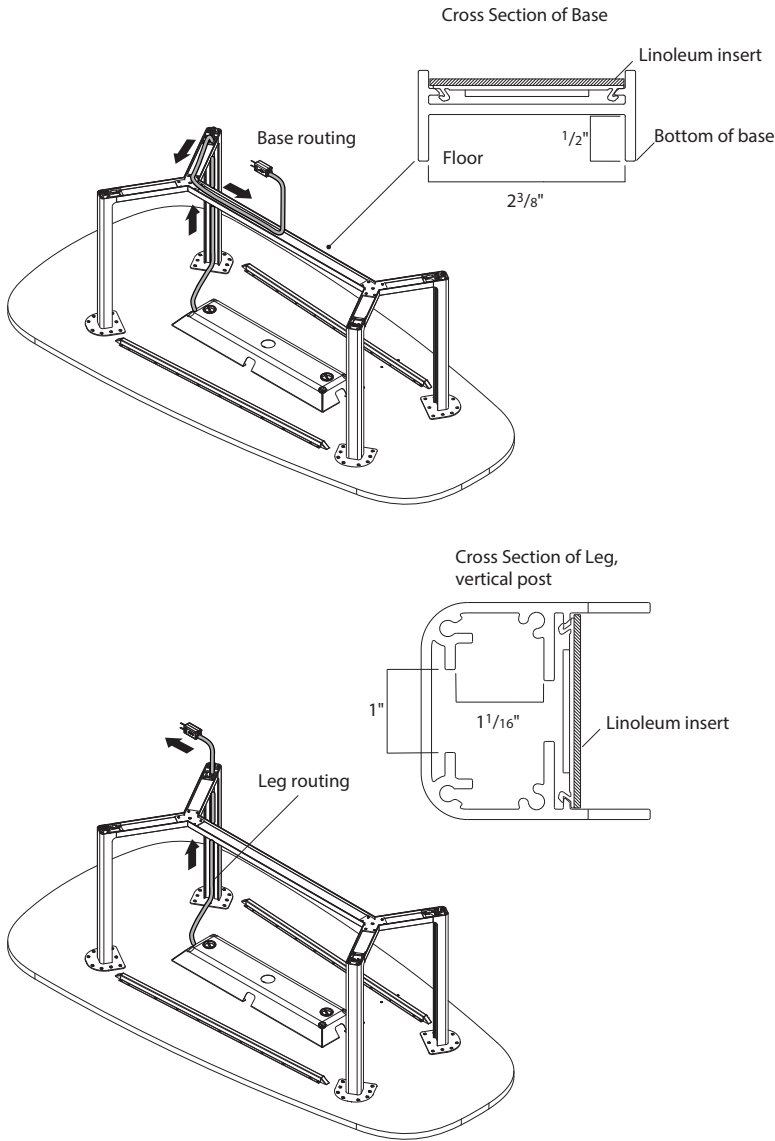
Black mesh cable manager with velcro attachment manages cables down the inside of wood leg tables. Leg features a routing for cable manager to nest. Cable manager ships standard with wood leg tables.



Interior of metal legs allow for cable routing concealed by the linoleum insert.

Access holes at the bottom of each leg

allows cables to exit. When fully recessed, glides allow cables to route from underneath the leg. One leg will accommodate grommet power cord or hardwire conduit. Each other leg can house either one power cord or up to three category six cables.



Parametric Sizes

Parametric dimensions are available on Verlay tables.

Tables are available in 1/16" increments with the following exceptions:

- Softened shape tables with laminate tops are only available in 3" increments.
- Standing-height tables are not available parametrically.

Surface Material

Table top

- Laminate
- Wood veneer
- Customiz stain (optional on wood)
- Full-fill finish (optional on wood)

Edge profile

- Plastic edge on laminate tops with 3 mm and slice edge
- Wood veneer edge on wood veneer tops with 3 mm or slice edge
- Solid wood edge on wood veneer

Laser edge band finishes

(for laminate table tops with square corners and slice edge):

- 6000 Black
- 6052 Milk
- 6053 Seagull
- 6213 Acacia
- 6654 Sand

Wood leg species

- Oak
- Maple
- Walnut

Tip: Leg species is driven by the natural veneer top species.

Tip: Composite veneer table tops do not provide an exact match to a solid wood leg.

Leg bracket for wood legs

- Painted metal
- PerfectMatch paint
- Lux Coatings on metal

Metal legs

- Painted metal
- PerfectMatch paint
- Lux Coatings on metal

Metal leg insert

- Furniture grade linoleum

CC grommet

- Painted metal bezel and lid
- Lux Coatings on metal bezel and lid
- 6527 Merle plastic power insert

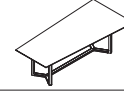
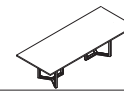
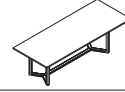
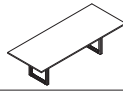
Long grommet

- Silver metallic painted metal doors
- Black power insert

Verlay Leg Configurations



Modular Width	Parametric Width	Wood Leg	Wood Standing Leg	X-Leg
Round Tables				
42"	42"- 47 ¹⁵ / ₁₆ "	YES	N.A.	YES
48"	48"- 53 ¹⁵ / ₁₆ "	YES	N.A.	YES
54"	54"- 59 ¹⁵ / ₁₆ "	YES	N.A.	YES
60"	60"	YES	N.A.	YES
Gumdrop Tables				
42"	42"- 47 ¹⁵ / ₁₆ "	YES	N.A.	N.A.
48"	48"- 53 ¹⁵ / ₁₆ "	YES	N.A.	N.A.
54"	54"- 59 ¹⁵ / ₁₆ "	YES	N.A.	N.A.
60"	60"- 65 ¹⁵ / ₁₆ "	YES	N.A.	N.A.
66"	66"	YES	N.A.	N.A.
Square Tables, Straight Shape				
42"	42"- 47 ¹⁵ / ₁₆ "	YES	YES	YES
48"	48"- 53 ¹⁵ / ₁₆ "	YES	YES	YES
54"	54"- 59 ¹⁵ / ₁₆ "	N.A.	N.A.	YES
60"	60"	N.A.	N.A.	YES
Square Tables, Softened Shape				
42"	42"- 47 ¹⁵ / ₁₆ "	YES	N.A.	YES
48"	48"- 53 ¹⁵ / ₁₆ "	YES	N.A.	YES
54"	54"- 59 ¹⁵ / ₁₆ "	N.A.	N.A.	YES
60"	60"	N.A.	N.A.	YES
Rectangle Tables, Straight Shape				
66"	66"- 71 ¹⁵ / ₁₆ "	N.A.	N.A.	N.A.
72"	72"- 83 ¹⁵ / ₁₆ "	YES	N.A.	N.A.
84"	84"-95 ¹⁵ / ₁₆ "	YES	N.A.	N.A.
96"	96"- 101 ¹⁵ / ₁₆ "	YES	YES	N.A.
	102"-107 ¹⁵ / ₁₆ "	N.A.	N.A.	N.A.
108"	108"-119 ¹⁵ / ₁₆ "	N.A.	N.A.	N.A.
120"	120"-143 ¹⁵ / ₁₆ "	N.A.	N.A.	N.A.
144"	144"-149 ¹⁵ / ₁₆ "	N.A.	N.A.	N.A.
	150"-167 ¹⁵ / ₁₆ "	N.A.	N.A.	N.A.
168"	168"-191 ¹⁵ / ₁₆ "	N.A.	N.A.	N.A.
192"	192"-203 ¹⁵ / ₁₆ "	N.A.	N.A.	N.A.
	204"-215 ¹⁵ / ₁₆ "	N.A.	N.A.	N.A.
216"	216"	N.A.	N.A.	N.A.



Modular Width	Parametric Width	U-Leg	Trestle Leg	Split Trestle Leg	Asymmetrical Trestle Leg
Round Tables					
42"	42"- 47 ¹⁵ / ₁₆ "	N.A.	N.A.	N.A.	N.A.
48"	48"- 53 ¹⁵ / ₁₆ "	N.A.	N.A.	N.A.	N.A.
54"	54"- 59 ¹⁵ / ₁₆ "	N.A.	N.A.	N.A.	N.A.
60"	60"	N.A.	N.A.	N.A.	N.A.
Gumdrop Tables					
42"	42"- 47 ¹⁵ / ₁₆ "	N.A.	N.A.	N.A.	N.A.
48"	48"- 53 ¹⁵ / ₁₆ "	N.A.	N.A.	N.A.	N.A.
54"	54"- 59 ¹⁵ / ₁₆ "	N.A.	N.A.	N.A.	N.A.
60"	60"- 65 ¹⁵ / ₁₆ "	N.A.	N.A.	N.A.	N.A.
66"	66"	N.A.	N.A.	N.A.	N.A.
Square Tables, Straight Shape					
42"	42"- 47 ¹⁵ / ₁₆ "	N.A.	N.A.	N.A.	N.A.
48"	48"- 53 ¹⁵ / ₁₆ "	N.A.	N.A.	N.A.	N.A.
54"	54"- 59 ¹⁵ / ₁₆ "	N.A.	N.A.	N.A.	N.A.
60"	60"	N.A.	N.A.	N.A.	N.A.
Square Tables, Softened Shape					
42"	42"- 47 ¹⁵ / ₁₆ "	N.A.	N.A.	N.A.	N.A.
48"	48"- 53 ¹⁵ / ₁₆ "	N.A.	N.A.	N.A.	N.A.
54"	54"- 59 ¹⁵ / ₁₆ "	N.A.	N.A.	N.A.	N.A.
60"	60"	N.A.	N.A.	N.A.	N.A.
Rectangle Tables, Straight Shape					
66"	66"- 71 ¹⁵ / ₁₆ "	2	N.A.	N.A.	N.A.
72"	72"- 83 ¹⁵ / ₁₆ "	2	N.A.	N.A.	N.A.
84"	84"-95 ¹⁵ / ₁₆ "	2	N.A.	N.A.	N.A.
96"	96"- 101 ¹⁵ / ₁₆ "	2	42"D-48"D only	N.A.	N.A.
	102"-107 ¹⁵ / ₁₆ "	3	42"D-48"D only	N.A.	N.A.
108"	108"-119 ¹⁵ / ₁₆ "	3	42"D-48"D only	N.A.	N.A.
120"	120"-143 ¹⁵ / ₁₆ "	3	42"D-48"D only*	42"D-48"D only	N.A.
144"	144"-149 ¹⁵ / ₁₆ "	3	N.A.	42"D-48"D only**	N.A.
	150"-167 ¹⁵ / ₁₆ "	4	N.A.	N.A.	N.A.
168"	168"-191 ¹⁵ / ₁₆ "	4	N.A.	N.A.	N.A.
192"	192"-203 ¹⁵ / ₁₆ "	4	N.A.	N.A.	N.A.
	204"-215 ¹⁵ / ₁₆ "	5	N.A.	N.A.	N.A.
216"	216"	5	N.A.	N.A.	N.A.

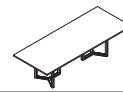
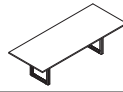
*Only available in 120".

**Only available in 144".

Verlay Leg Configurations, continued



Modular Width	Parametric Width	Wood Leg	Wood Standing Leg	X-Leg
Rectangle Tables, Softened Shape				
66"	66"-71 ¹⁵ / ₁₆ "	N.A.	N.A.	N.A.
72"	72"-83 ¹⁵ / ₁₆ "	YES	N.A.	N.A.
84"	84"-95 ¹⁵ / ₁₆ "	YES	N.A.	N.A.
96"	96"-101 ¹⁵ / ₁₆ "	YES	N.A.	N.A.
	102"-107 ¹⁵ / ₁₆ "	N.A.	N.A.	N.A.
108"	108"-119 ¹⁵ / ₁₆ "	N.A.	N.A.	N.A.
120"	120"-143 ¹⁵ / ₁₆ "	N.A.	N.A.	N.A.
144"	144"-149 ¹⁵ / ₁₆ "	N.A.	N.A.	N.A.
	150"-167 ¹⁵ / ₁₆ "	N.A.	N.A.	N.A.
168"	168"-191 ¹⁵ / ₁₆ "	N.A.	N.A.	N.A.
192"	192"-203 ¹⁵ / ₁₆ "	N.A.	N.A.	N.A.
	204"-215 ¹⁵ / ₁₆ "	N.A.	N.A.	N.A.
216"	216"	N.A.	N.A.	N.A.
Sightline Tables, Straight Shape				
72"	72"-95 ¹⁵ / ₁₆ "	YES	N.A.	N.A.
96"	96"-107 ¹⁵ / ₁₆ "	YES	N.A.	N.A.
108"	108"-119 ¹⁵ / ₁₆ "	N.A.	N.A.	N.A.
120"	120"	N.A.	N.A.	N.A.
Sightline Tables, Softened Shape				
72"	72"-95 ¹⁵ / ₁₆ "	YES	N.A.	N.A.
96"	96"-107 ¹⁵ / ₁₆ "	YES	N.A.	N.A.
108"	108"-119 ¹⁵ / ₁₆ "	N.A.	N.A.	N.A.
120"	120"	N.A.	N.A.	N.A.



Modular Width	Parametric Width	U-Leg	Trestle Leg	Split Trestle Leg	Asymmetrical Trestle Leg
---------------	------------------	-------	-------------	-------------------	--------------------------

Rectangle Tables, Softened Shape

66"	66"–71 ⁵ / ₁₆ "	N.A.	N.A.	N.A.	N.A.
72"	72"–83 ¹⁵ / ₁₆ "	N.A.	N.A.	N.A.	N.A.
84"	84"–95 ¹⁵ / ₁₆ "	N.A.	N.A.	N.A.	N.A.
96"	96"–101 ¹⁵ / ₁₆ "	N.A.	42"D–48"D only	N.A.	N.A.
	102"–107 ¹⁵ / ₁₆ "	N.A.	42"D–48"D only	N.A.	N.A.
108"	108"–119 ¹⁵ / ₁₆ "	N.A.	42"D–48"D only	N.A.	N.A.
120"	120"–143 ¹⁵ / ₁₆ "	N.A.	42"D–48"D only	42"D–48"D only	N.A.
144"	144"–149 ¹⁵ / ₁₆ "	N.A.	N.A.	42"D–48"D only	N.A.
	150"–167 ¹⁵ / ₁₆ "	N.A.	N.A.	N.A.	N.A.
168"	168"–191 ¹⁵ / ₁₆ "	N.A.	N.A.	N.A.	N.A.
192"	192"–203 ¹⁵ / ₁₆ "	N.A.	N.A.	N.A.	N.A.
	204"–215 ¹⁵ / ₁₆ "	N.A.	N.A.	N.A.	N.A.
216"	216"	N.A.	N.A.	N.A.	N.A.





















Sightline Tables, Straight Shape

72"	72"–95 ¹⁵ / ₁₆ "	N.A.	N.A.	N.A.	N.A.
96"	96"–107 ¹⁵ / ₁₆ "	N.A.	N.A.	N.A.	YES
108"	108"–119 ¹⁵ / ₁₆ "	N.A.	N.A.	N.A.	YES
120"	120"	N.A.	N.A.	N.A.	YES


Sightline Tables, Softened Shape

72"	72"–95 ¹⁵ / ₁₆ "	N.A.	N.A.	N.A.	N.A.
96"	96"–107 ¹⁵ / ₁₆ "	N.A.	N.A.	N.A.	YES
108"	108"–119 ¹⁵ / ₁₆ "	N.A.	N.A.	N.A.	YES
120"	120"	N.A.	N.A.	N.A.	YES

Verlay Grommet Availability Matrix

Modular Width	CC Grommets					
	One	Two	Three	Four	Six	Eight
Round Tables						
42"		N.A.	N.A.	N.A.	N.A.	N.A.
48"		N.A.	N.A.	N.A.	N.A.	N.A.
54"			N.A.	N.A.	N.A.	N.A.
60"			N.A.	N.A.	N.A.	N.A.
Square Tables						
42"		N.A.	N.A.	N.A.	N.A.	N.A.
48"		N.A.	N.A.	N.A.	N.A.	N.A.
54"			N.A.	N.A.	N.A.	N.A.
60"			N.A.	N.A.	N.A.	N.A.
Square Tables, Softened Shape						
42"		N.A.	N.A.	N.A.	N.A.	N.A.
48"		N.A.	N.A.	N.A.	N.A.	N.A.
54"			N.A.	N.A.	N.A.	N.A.
60"			N.A.	N.A.	N.A.	N.A.
Gumdrop Tables						
42"		N.A.	N.A.	N.A.	N.A.	N.A.
48"		N.A.	N.A.	N.A.	N.A.	N.A.
54"			N.A.	N.A.	N.A.	N.A.
60"			N.A.	N.A.	N.A.	N.A.
66"			N.A.	N.A.	N.A.	N.A.

Tip: For parametric sized tops, refer to the next smallest size for grommets, however, some exceptions apply. For exceptions, refer to CET/SmartTools or electronic catalog for specific sizes.

Modular Width	Long Grommets			
	One	Two	Three	Four
Round Tables				
42"	N.A.	N.A.	N.A.	N.A.
48"	N.A.	N.A.	N.A.	N.A.
54"	N.A.	N.A.	N.A.	N.A.
60"	N.A.	N.A.	N.A.	N.A.
Square Tables				
42"	N.A.	N.A.	N.A.	N.A.
48"	N.A.	N.A.	N.A.	N.A.
54"	N.A.	N.A.	N.A.	N.A.
60"	N.A.	N.A.	N.A.	N.A.
Square Tables, Softened Shape				
72"	N.A.	N.A.	N.A.	N.A.
96"	N.A.	N.A.	N.A.	N.A.
108"	N.A.	N.A.	N.A.	N.A.
120"	N.A.	N.A.	N.A.	N.A.
Gumdrop Tables				
42"	N.A.	N.A.	N.A.	N.A.
48"	N.A.	N.A.	N.A.	N.A.
54"	N.A.	N.A.	N.A.	N.A.
60"	N.A.	N.A.	N.A.	N.A.
66"		N.A.	N.A.	N.A.

Verlay Grommet Availability Matrix, continued























Modular Width	CC Grommets					
	One	Two	Three	Four	Six	Eight
Rectangle Tables, Straight						
72"	- *	- -	N.A.	= =	N.A.	N.A.
84"	- *	- -	N.A.	= =	N.A.	N.A.
96"	- *	- -	- - -	= =	N.A.	N.A.
108" (size available in metal legs only)	N.A.	- -	- - -	= =	N.A.	N.A.
120" (size available in metal legs only)	N.A.	- -	- - -	= =	N.A.	N.A.
144" (size available in metal legs only)	N.A.	N.A.	- - -	= =	= = =	N.A.
168" (size available in metal legs only)	N.A.	N.A.	- - -	= =	= = =	N.A.
192" (size available in metal legs only)	N.A.	N.A.	- - -	= =	= = =	= = = =
216" (size available in metal legs only)	N.A.	N.A.	- - -	= =	= = =	= = = =
Rectangle Tables, Softened						
72"	- *	- -	N.A.	N.A.	N.A.	N.A.
84"	- *	- -	N.A.	= =	N.A.	N.A.
96"	- *	- -	- - -	= =	N.A.	N.A.
108" (size available in metal legs only)	N.A.	- -	- - -	= =	N.A.	N.A.
120" (size available in metal legs only)	N.A.	- -	- - -	= =	N.A.	N.A.
144" (size available in metal legs only)	N.A.	N.A.	- - -	= =	= = =	N.A.





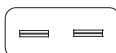







*Wood legs only

**Metal legs only

Tip: For parametric sized tops, refer to the next smallest size for grommets, however, some exceptions apply. For exceptions, refer to CET/SmartTools or electronic catalog for specific sizes.

Note: The Verlay CC grommet cannot be specified with a 3-power configuration when selecting the 6- or 8-grommet option.

Modular Width	Long Grommets			
	One	Two	Three	Four
Rectangle Tables				
66"		N.A.	N.A.	N.A.
72"		N.A.	N.A.	N.A.
84"		N.A.	N.A.	N.A.
96"			N.A.	N.A.
108" (size available in metal legs only)			N.A.	N.A.
120" (size available in metal legs only)			N.A.	N.A.
144" (size available in metal legs only)				N.A.
168" (size available in metal legs only)				
192" (size available in metal legs only)				
216" (size available in metal legs only)				

Rectangle Tables, Softened				
66" (grommet available in wood legs only)		N.A.	N.A.	N.A.
72" (grommet available in wood legs only)		N.A.	N.A.	N.A.
84" (grommet available in wood legs only)		N.A.	N.A.	N.A.
96"		 **	N.A.	N.A.
108" (size available in metal legs only)		 **	N.A.	N.A.
120" (size available in metal legs only)			N.A.	N.A.
144" (size available in metal legs only)		 *	 *	N.A.



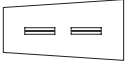


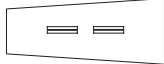







*Exception: Available with trestle base only
 **Exception: Available with split trestle base only

Verlay Grommet Availability Matrix, continued

Modular Width	CC Grommets					
	One	Two	Three	Four	Six	Eight
Sightline Tables, Straight Shape						
72"W (size available in wood legs only)			N.A.	N.A.	N.A.	N.A.
96"W					N.A.	N.A.
108"W (size available in metal legs only)	N.A.				N.A.	N.A.
120"W (size available in metal legs only)	N.A.				N.A.	N.A.
Sightline Tables, Softened Shape						
72"W (size available in wood legs only)			N.A.	N.A.	N.A.	N.A.
96"W					N.A.	N.A.
108"W (size available in metal legs only)	N.A.				N.A.	N.A.
120"W (size available in metal legs only)	N.A.				N.A.	N.A.

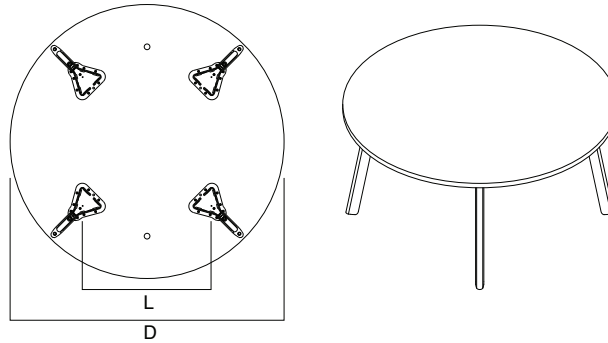
*Wood legs only

Tip: For parametric sized tops, refer to the next smallest size for grommets, however, some exceptions apply. For exceptions, refer to CET/SmartTools or electronic catalog for specific sizes.

	Long Grommets			
Modular Width	One	Two	Three	Four
Sightline Tables, Straight Shape				
72"W (size available in wood legs only)		N.A.	N.A.	N.A.
96"W			N.A.	N.A.
108"W (size available in metal legs only)			N.A.	N.A.
120"W (size available in metal legs only)			N.A.	N.A.
Sightline Tables, Softened Shape				
72"W (size available in wood legs only)		N.A.	N.A.	N.A.
96"W			N.A.	N.A.
108"W (size available in metal legs only)			N.A.	N.A.
120"W (size available in metal legs only)			N.A.	N.A.

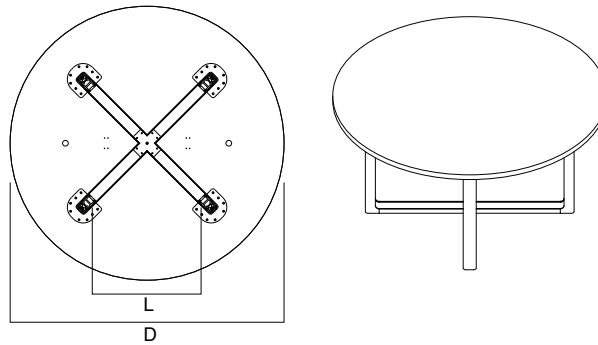
Verlay Table Base Dimensions

Round Table with Wood Legs (VLYRWL)



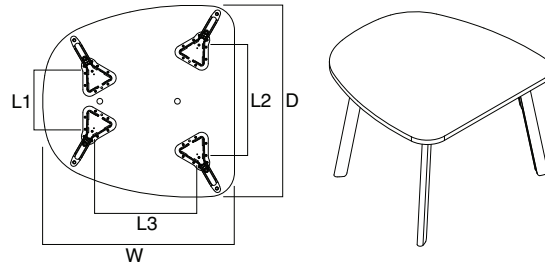
Actual Dimensions	
Depth	Length
42"	17.377"
48"	21.62"
54"	25.862"
60"	30.105"

Round Table with Metal Legs (VLYRWL)



Actual Dimensions	
Depth	Length
42"	16.5"
48"	16.5"
54"	24.986"
60"	24.986"

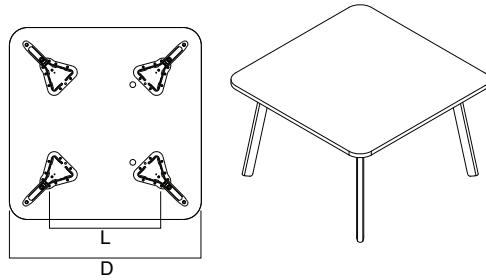
Gumdrop Table with Wood Legs (VLYGDWL)



Actual Dimensions

D	W	L1	L2	L3
42"	42"	14.773"	26.222"	23.995"
42"	48"	14.773"	26.222"	29.084"
42"	54"	14.773"	26.222"	34.201"
42"	60"	14.773"	26.222"	39.358"
42"	66"	14.773"	26.222"	45.303"
48"	42"	20.773"	32.222"	23.995"
48"	48"	20.773"	32.222"	29.084"
48"	54"	20.773"	32.222"	34.201"
48"	60"	20.773"	32.222"	39.358"
48"	66"	20.773"	32.222"	45.303"

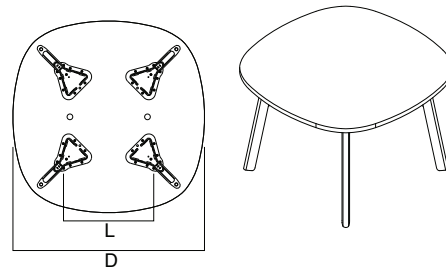
Square Table with Wood Legs, Straight Shape (VLYSQWL)



Actual Dimensions

Depth	Length
42"	24.135"
48"	30.135"

Square Table with Wood Legs, Softened Shape (VLYSQWL)

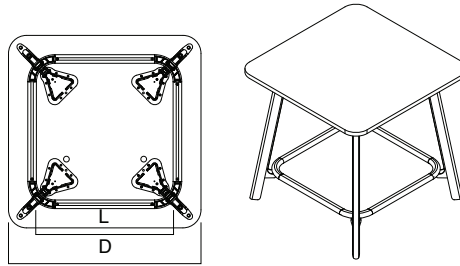


Actual Dimensions

Depth	Length
42"	19.318"
48"	25.318"

Square Table with Wood Legs, Standing Height (VLYSQWLST)

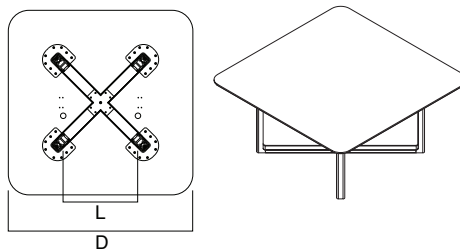
Note: Leg space measured at foot ring.



Actual Dimensions

Depth	Length
42"	30.606"
48"	36.606"

Square Table with Metal Legs (VLYSQML)

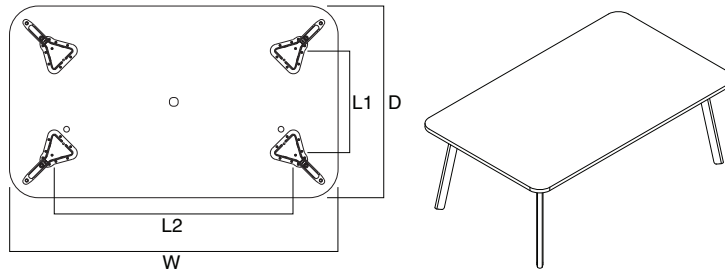


Actual Dimensions

Depth	Length
42"	16.5"
48"	24.986"
54"	24.986"
60"	33.471"

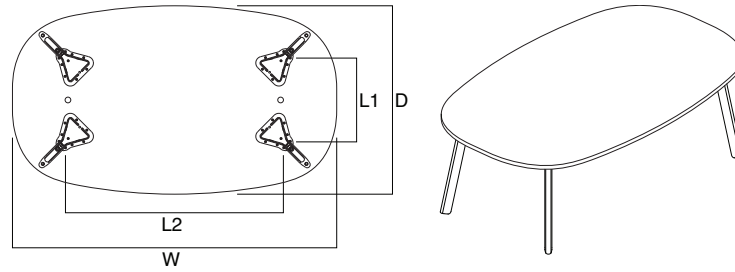


Rectangle Table with Wood Legs, Straight Shape (VLYRECWL)



Actual Dimensions			
D	W	L1	L2
42"	72"	24.135"	54.135"
42"	84"	24.135"	66.135"
42"	96"	24.135"	78.135"
48"	72"	30.135"	54.135"
48"	84"	30.135"	66.135"
48"	96"	30.135"	78.135"

Rectangle Table with Wood Legs, Softened Shape (VLYRECWL)

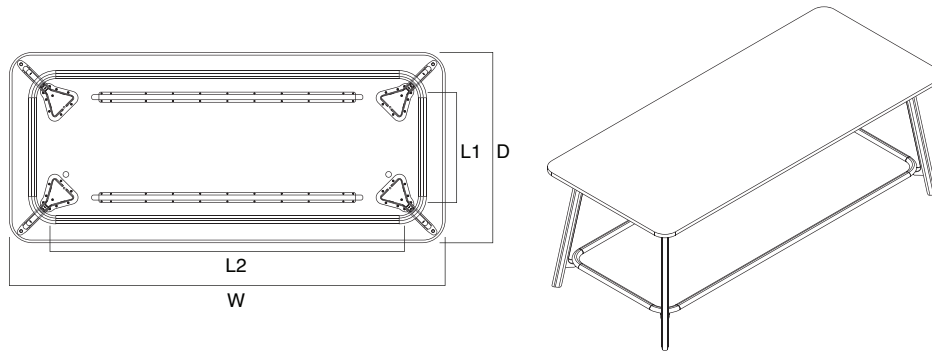


Actual Dimensions

D	W	L1	L2
42"	72"	17.783"	47.783"
42"	84"	17.783"	59.783"
42"	96"	17.783"	71.783"
48"	72"	23.783"	47.783"
48"	84"	23.783"	59.783"
48"	96"	23.783"	71.783"

Rectangle Table with Wood Legs, Standing Height (VLYRECWLST)

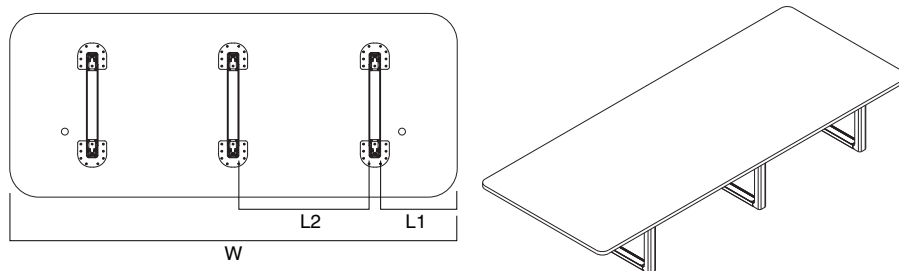
Note: Leg space measured at foot ring.



Actual Dimensions

D	W	L1	L2
42"	96"	30.606"	84.606"
48"	96"	36.606"	84.606"

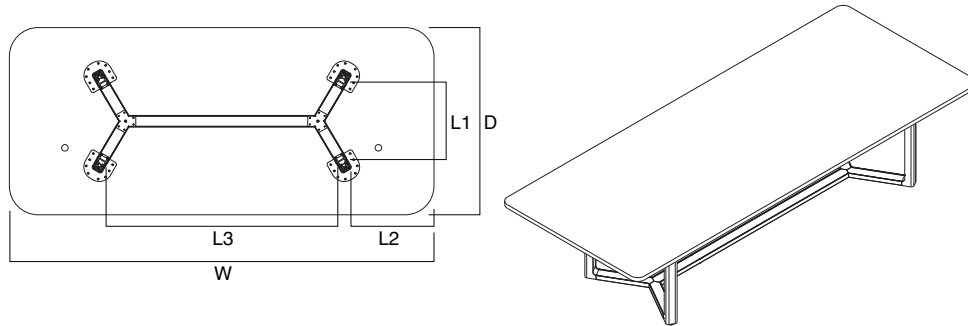
Rectangle Table with Metal Legs, Straight Shape, U-Leg (VLYRECML)



Actual Dimensions

W	L1	L2
66"	15.687"	29.375"
72"	17.388"	31.974"
84"	17.388"	43.974"
96"	17.388"	56.281"
108"	17.388"	32.674"
120"	17.388"	38.674"
144"	17.388"	50.674"
168"	17.388"	40.91"
192"	17.388"	48.91"
216"	17.388"	42.025"

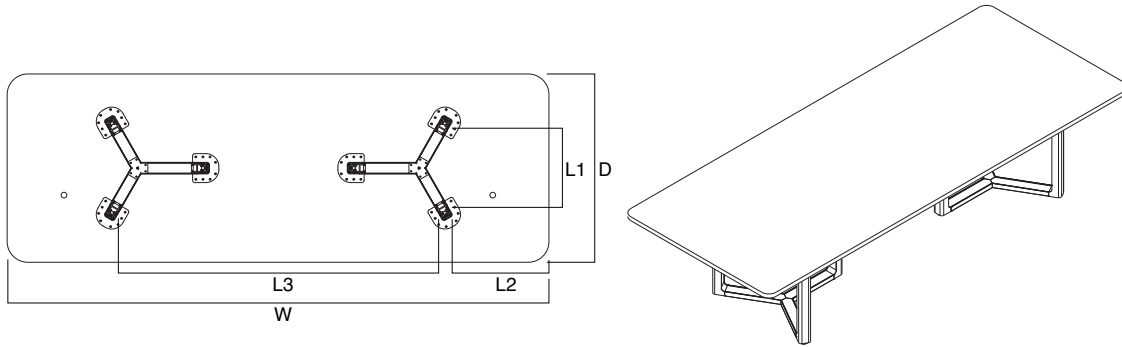
Rectangle Table with Metal Legs, Trestle Leg (VLYRECML)



Actual Dimensions

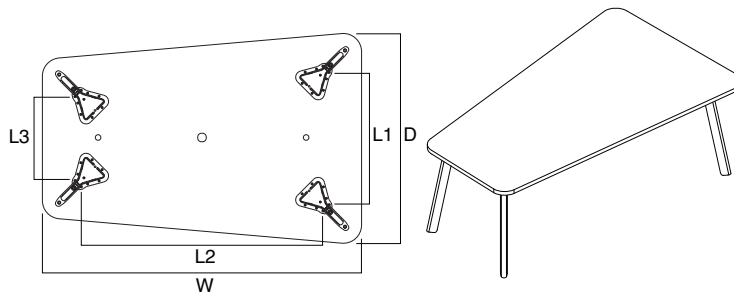
D	W	L1	L2	L2
42"	96"	17.611"	18.84"	52.168"
42"	108"	17.611"	24.84"	52.168"
42"	120"	17.611"	24.84"	64.168"
48"	96"	22.807"	17.34"	55.184"
48"	108"	22.807"	23.34"	55.168"
48"	120"	22.807"	23.34"	67.168"

Rectangle Table with Metal Legs, Trestle Leg (VLYRECML)



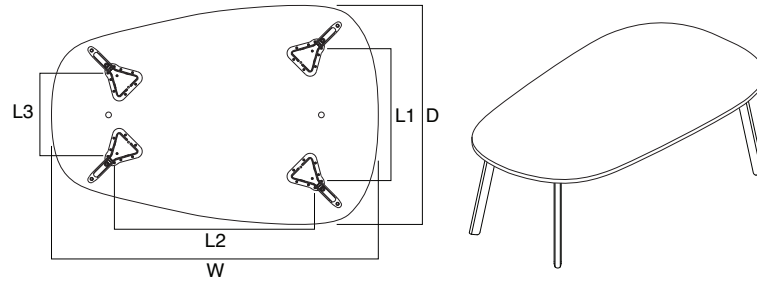
Actual Dimensions				
D	W	L1	L2	L3
42"	120"	17.611"	21.463"	70.921"
42"	144"	17.611"	16.962"	103.921"
48"	120"	22.807"	19.963"	73.921"
48"	144"	22.807"	15.466"	106.913"

Sightline Table with Wood Legs, Straight Shape (VLYSTLWL)



Actual Dimensions				
D	W	L1	L2	L3
42"	72"	23.82"	54.202"	18.443"
42"	96"	23.883"	78.184"	18.38"
48"	72"	29.57"	54.408"	18.693"
48"	96"	29.695"	78.333"	18.568"

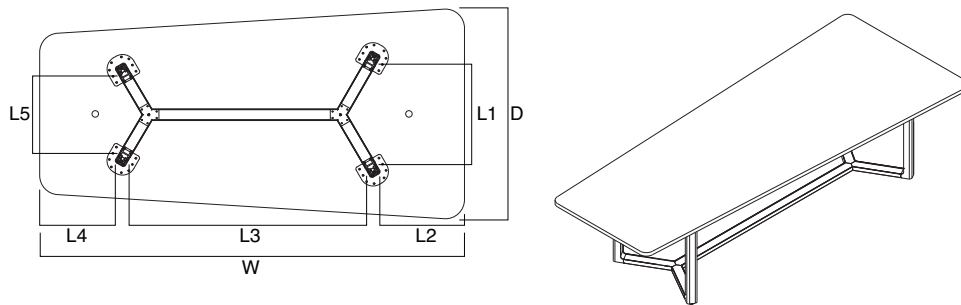
Sightline Table with Wood Legs, Softened Shape (VLYSTLWL)



Actual Dimensions

D	W	L1	L2	L3
42"	72"	22.972"	43.837"	18.019"
42"	96"	22.972"	67.812"	18.019"
48"	72"	28.972"	44.108"	18.019"
48"	96"	28.972"	67.988"	18.019"

Sightline Table with Metal Legs (VLYSTLML)



Actual Dimensions

W	L1	L2	L3	L4	L5
96"	22.807"	19.087"	53.731"	17.091"	17.611"
108"	22.807"	25.087"	53.731"	17.091"	17.611"
120"	22.807"	25.087"	65.719"	23.091"	17.934"

Seated-Height Round Tables

With Wood Legs



Standard Includes		Required to Specify
<ul style="list-style-type: none"> ▶ Need help? Product details, page 380 	<ul style="list-style-type: none"> • Top: High-Pressure Laminate price group 1 with 3 mm plastic edge • Long grain direction • Solid wood legs: maple • Leg bracket: paint price group 1 • Black mesh cable manager with velcro attachment 	<ol style="list-style-type: none"> 1 Style number 2 Size option (see below under Required Selections) 3 Diameter (see below under Required Selections) 4 Edge profile (see below under Required Selections) 5 Laminate color number for top, if selected 6 Plastic color number for 3 mm plastic edge, if selected 7 Paint color number for leg bracket 8 Options, if selected (see below) <p>▶ See <i>Surface Materials</i>, page 442.</p>

Required Selections	U.S. Price	Required to Specify										
Size Option <ul style="list-style-type: none"> • Modular • Parametric 	No cost No cost	Specify <i>with modular</i> . Specify <i>with parametric</i> .										
Diameter <table border="1"> <thead> <tr> <th>Modular</th> <th>Parametric</th> </tr> </thead> <tbody> <tr> <td>• 42" Dia.</td> <td>• 42"–47¹⁵/₁₆" Dia.</td> </tr> <tr> <td>• 48" Dia.</td> <td>• 48"–53¹⁵/₁₆" Dia.</td> </tr> <tr> <td>• 54" Dia.</td> <td>• 54"–59¹⁵/₁₆" Dia.</td> </tr> <tr> <td>• 60" Dia.</td> <td>• 60" Dia.</td> </tr> </tbody> </table>	Modular	Parametric	• 42" Dia.	• 42"–47 ¹⁵ / ₁₆ " Dia.	• 48" Dia.	• 48"–53 ¹⁵ / ₁₆ " Dia.	• 54" Dia.	• 54"–59 ¹⁵ / ₁₆ " Dia.	• 60" Dia.	• 60" Dia.	Prices at right Prices at right Prices at right Prices at right	Specify diameter. Specify diameter. Specify diameter. Specify diameter.
Modular	Parametric											
• 42" Dia.	• 42"–47 ¹⁵ / ₁₆ " Dia.											
• 48" Dia.	• 48"–53 ¹⁵ / ₁₆ " Dia.											
• 54" Dia.	• 54"–59 ¹⁵ / ₁₆ " Dia.											
• 60" Dia.	• 60" Dia.											

Edge Profile, 3 mm Plastic or Wood Veneer <ul style="list-style-type: none"> • 3 mm plastic edge • 3 mm wood edge 	No cost No cost	Specify <i>with 3 mm plastic edge</i> . Specify <i>with 3 mm wood edge</i> .
--	--------------------	---

Edge Profile, Slice Plastic or Wood Veneer	Modular	Parametric	U.S. Price	Required to Specify
• 42" Dia.	• 42"–47 ¹⁵ / ₁₆ " Dia.		+\$358	Specify <i>with slice plastic or wood edge</i> . Specify <i>with slice plastic or wood edge</i> . Specify <i>with slice plastic or wood edge</i> . Specify <i>with slice plastic or wood edge</i> .
• 48" Dia.	• 48"–53 ¹⁵ / ₁₆ " Dia.		+\$392	
• 54" Dia.	• 54"–59 ¹⁵ / ₁₆ " Dia.		+\$429	
• 60" Dia.	• 60" Dia.		+\$500	

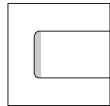
Edge Profile, Drop Wood Edge	Modular	Parametric	U.S. Price	Required to Specify
• 42" Dia.	• 42"–47 ¹⁵ / ₁₆ " Dia.		+\$573	Specify <i>with drop wood edge</i> . Specify <i>with drop wood edge</i> . Specify <i>with drop wood edge</i> . Specify <i>with drop wood edge</i> .
• 48" Dia.	• 48"–53 ¹⁵ / ₁₆ " Dia.		+\$608	
• 54" Dia.	• 54"–59 ¹⁵ / ₁₆ " Dia.		+\$644	
• 60" Dia.	• 60" Dia.		+\$716	

Options	U.S. Price	Required to Specify
Surface Materials <ul style="list-style-type: none"> • High-Pressure Laminate top <ul style="list-style-type: none"> • High-Pressure Laminate price group 2 • High-Pressure Laminate price group 3 • Open Line laminate (OLL) 	See information at left See information at left +\$111 plus cost of laminate	Specify High-Pressure Laminate color number. Specify High-Pressure Laminate color number. ▶ See <i>Surface Materials Reference Manual</i> .

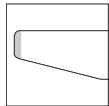
<ul style="list-style-type: none"> • Composite veneer top <ul style="list-style-type: none"> • Composite veneer top group 1 • Composite veneer top group 2 	Prices at right Prices at right	Specify composite veneer color number. Specify composite veneer color number.
---	------------------------------------	--

Wood top	U.S. Price	Required to Specify
<ul style="list-style-type: none"> • Wood group 1 • Wood group 2 • Wood group 3 • Customiz stain 	Prices at right Prices at right Prices at right No cost	Specify wood color number. Specify wood color number. Specify wood color number. Specify <i>with Customiz stain</i> . ▶ See <i>Surface Materials Reference Manual</i> .
<ul style="list-style-type: none"> • Full-fill finish on wood group 1 	Prices at right	Specify full-fill finish number.

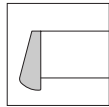
▶ Options, continued on next page



3 mm Edge, Plastic or Wood Veneer



Slice Edge, Plastic or Wood Veneer



Drop Edge, Solid Wood

Tip: Wood edge finish will match top finish.

For laminate group 2 and 3 pricing, please refer to the electronic catalog or SmartTools.



For Canadian Pricing
 Multiply U.S. Price by the Canadian price factor.
 ▶ See page 1 for details.

► Options, continued from previous page

Tip: Leg finish defaults to top surface finish if top surface is a maple, oak, or walnut species. With all other species of top surface, the leg is specifiable in any finish.

Tip: Composite veneer table tops do not provide an exact match to a solid wood leg.

Tip: When OLL top surface is selected, grain direction defaults to vertical.

► See Grommet Availability Matrix, page 390.

Options	U.S. Price	Required to Specify
Surface Materials, continued		
Leg species		
• Maple	No cost	Specify maple finish number.
• Oak	+\$214	Specify oak finish number.
• Walnut	+\$286	Specify walnut finish number.
Leg bracket		
• Paint price group 1	No cost	Specify paint color number.
• Paint price group 2	+\$118	Specify paint color number.
• Paint price group 3	+\$209	Specify paint color number.
CC grommet		
• Paint price group 1	No cost	Specify paint color number.
• Paint price group 2	+\$ 20	Specify paint color number.
• Paint price group 3	+\$ 30	Specify paint color number.
CC grommet lid		
• Paint price group 1	No cost	Specify paint color number.
• Paint price group 2	+\$ 9	Specify paint color number.
• Paint price group 3	+\$ 24	Specify paint color number.
Grain Direction		
• Long grain	No cost	Specify with long grain.
• No grain direction	No cost	Specify with no grain direction.
• Short grain	No cost	Specify with short grain.
Grommet(s)		
• No grommet	No cost	Specify with no grommet.
• CC grommet		
– One CC grommet	+\$214	Specify with one CC grommet.
– Two CC grommets	+\$428	Specify with two CC grommets.
Surface Power	Available on tables with CC grommet(s) only	
• Three power	+\$193	Specify with three power.
• Two power, two USB type A	+\$358	Specify with two power, two USB type A.
• One USB type C, two power	+\$500	Specify with one USB type C, two power.
• One USB type C, two USB type A, one power	+\$573	Specify with one USB type C, two USB type A, one power.
Infeed		
• Plug	No cost	Specify with plug.
• Hardwire	+\$ 42	Specify with hardwire.
Hardwire Conduit Length		
• 72"L	No cost	Specify with 72"L.
• 144"L	+\$109	Specify with 144"L.

Specification Information

Style Number	Dimensions		U.S. Base Prices			Options (Add \$ to Base Price)			
	Mod. Dia.	Para. Dia.	Lam. Price Group 1 Top	Comp. Veneer Group 1 Top	Wood Group 1 Top	Comp. Veneer Top Group 2	Wood Top		Full-Fill Finish on Wood Group 1
						Wood Group 2	Wood Group 3		
VL9RWL	42"	42"-47 ¹⁵ / ₁₆ "	\$5754	\$5859	\$5870	+\$101	+\$112	+\$387	+\$39
	48"	48"-53 ¹⁵ / ₁₆ "	\$6045	\$6185	\$6199	+\$101	+\$112	+\$387	+\$39
	54"	54"-59 ¹⁵ / ₁₆ "	\$6348	\$6522	\$6540	+\$180	+\$198	+\$697	+\$73
	60"	60"	\$6664	\$6873	\$6894	+\$180	+\$198	+\$697	+\$73



For Canadian Pricing
Multiply U.S. Price by the Canadian price factor.
► See page 1 for details.

Seated-Height Gumdrop Tables


With Wood Legs



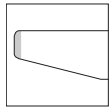
Tip: Seated-height gumdrop tables are available only in a softened shape type.

Standard Includes	Required to Specify
<ul style="list-style-type: none"> ▶ Need help? Product details, page 380 • Top: High-Pressure Laminate price group 1 with 3 mm plastic edge • Long grain direction • Softened shape type • Solid wood legs: maple • Leg bracket: paint price group 1 • Black mesh cable manager with velcro attachment 	<ol style="list-style-type: none"> 1 Style number 2 Size option (see below under Required Selections) 3 Depth (see below under Required Selections) 4 Width (see below under Required Selections) 5 Edge profile (see below under Required Selections) 6 Laminate color number for top, if selected 7 Plastic color number for 3 mm plastic edge, if selected 8 Paint color number for leg bracket 9 Options, if selected (see below) <p>▶ See <i>Surface Materials</i>, page 442.</p>

		Required Selections	U.S. Price	Required to Specify												
Size Option		<ul style="list-style-type: none"> • Modular • Parametric 	No cost No cost	Specify <i>with modular</i> . Specify <i>with parametric</i> .												
Depth (Longest Side)		<table border="0"> <tr> <td>Modular</td> <td>Parametric</td> </tr> <tr> <td>• 42"D</td> <td>• 42"D–47¹⁵/₁₆"D</td> </tr> <tr> <td>• 48"D</td> <td>• 48"D</td> </tr> </table>	Modular	Parametric	• 42"D	• 42"D–47 ¹⁵ / ₁₆ "D	• 48"D	• 48"D	Prices at right Prices at right	Specify depth. Specify depth.						
Modular	Parametric															
• 42"D	• 42"D–47 ¹⁵ / ₁₆ "D															
• 48"D	• 48"D															
Width		<table border="0"> <tr> <td>Modular</td> <td>Parametric</td> </tr> <tr> <td>• 42"W</td> <td>• 42"W–47¹⁵/₁₆"W</td> </tr> <tr> <td>• 48"W</td> <td>• 48"W–53¹⁵/₁₆"W</td> </tr> <tr> <td>• 54"W</td> <td>• 54"W–59¹⁵/₁₆"W</td> </tr> <tr> <td>• 60"W</td> <td>• 60"W–65¹⁵/₁₆"W</td> </tr> <tr> <td>• 66"W</td> <td>• 66"W</td> </tr> </table>	Modular	Parametric	• 42"W	• 42"W–47 ¹⁵ / ₁₆ "W	• 48"W	• 48"W–53 ¹⁵ / ₁₆ "W	• 54"W	• 54"W–59 ¹⁵ / ₁₆ "W	• 60"W	• 60"W–65 ¹⁵ / ₁₆ "W	• 66"W	• 66"W	Prices at right Prices at right Prices at right Prices at right Prices at right	Specify width. Specify width. Specify width. Specify width. Specify width.
Modular	Parametric															
• 42"W	• 42"W–47 ¹⁵ / ₁₆ "W															
• 48"W	• 48"W–53 ¹⁵ / ₁₆ "W															
• 54"W	• 54"W–59 ¹⁵ / ₁₆ "W															
• 60"W	• 60"W–65 ¹⁵ / ₁₆ "W															
• 66"W	• 66"W															
Edge Profile, 3 mm Plastic or Wood Veneer		<ul style="list-style-type: none"> • 3 mm plastic edge • 3 mm wood edge 	No cost No cost	Specify <i>with 3 mm plastic edge</i> . Specify <i>with 3 mm wood edge</i> .												
Edge Profile, Slice Plastic or Wood Veneer		<table border="0"> <tr> <td>Modular</td> <td>Parametric</td> </tr> <tr> <td>• 42"W</td> <td>• 42"W–47¹⁵/₁₆"W</td> </tr> <tr> <td>• 48"W</td> <td>• 48"W–53¹⁵/₁₆"W</td> </tr> <tr> <td>• 54"W</td> <td>• 54"W–59¹⁵/₁₆"W</td> </tr> <tr> <td>• 60"W</td> <td>• 60"W–65¹⁵/₁₆"W</td> </tr> <tr> <td>• 66"W</td> <td>• 66"W</td> </tr> </table>	Modular	Parametric	• 42"W	• 42"W–47 ¹⁵ / ₁₆ "W	• 48"W	• 48"W–53 ¹⁵ / ₁₆ "W	• 54"W	• 54"W–59 ¹⁵ / ₁₆ "W	• 60"W	• 60"W–65 ¹⁵ / ₁₆ "W	• 66"W	• 66"W	+\$358 +\$371 +\$387 +\$400 +\$416	Specify <i>with slice plastic or wood edge</i> . Specify <i>with slice plastic or wood edge</i> . Specify <i>with slice plastic or wood edge</i> . Specify <i>with slice plastic or wood edge</i> . Specify <i>with slice plastic or wood edge</i> .
Modular	Parametric															
• 42"W	• 42"W–47 ¹⁵ / ₁₆ "W															
• 48"W	• 48"W–53 ¹⁵ / ₁₆ "W															
• 54"W	• 54"W–59 ¹⁵ / ₁₆ "W															
• 60"W	• 60"W–65 ¹⁵ / ₁₆ "W															
• 66"W	• 66"W															



3 mm Edge, Plastic or Wood Veneer



Slice Edge, Plastic or Wood Veneer

Tip: Wood edge finish will match top finish.

Tip: Solid drop wood edge not available on softened shapes.



For Canadian Pricing

Multiply U.S. Price by the Canadian price factor.

▶ See page 1 for details.

For laminate group 2 and 3 pricing, please refer to the electronic catalog or SmartTools.

Tip: Leg finish defaults to top surface finish if top surface is a maple, oak, or walnut species. With all other species of top surface, the leg is specifiable in any finish.

Tip: Composite veneer table tops do not provide an exact match to a solid wood leg.

Tip: When OLL top surface is selected, grain direction defaults to vertical.

► See *Grommet Availability Matrix*, page 390.

	Options	U.S. Price	Required to Specify
Surface Materials	High-Pressure Laminate top		
	• High-Pressure Laminate price group 2	See information at left	Specify High-Pressure Laminate color number.
	• High-Pressure Laminate price group 3	See information at left	Specify High-Pressure Laminate color number.
	• Open Line laminate (OLL)	+\$111 plus cost of laminate	► See <i>Surface Materials Reference Manual</i> .
	Composite veneer top		
	• Composite veneer group 1	Prices at right	Specify composite veneer color number.
	• Composite veneer group 2	Prices at right	Specify composite veneer color number.
	Wood top		
	• Wood group 1	Prices at right	Specify wood color number.
	• Wood group 2	Prices at right	Specify wood color number.
• Wood group 3	Prices at right	Specify wood color number.	
• Customiz stain	No cost	Specify with <i>Customiz stain</i> .	
• Full-fill finish on wood group 1	Prices at right	► See <i>Surface Materials Reference Manual</i> . Specify full-fill finish number.	
Leg species			
• Maple	No cost	Specify maple finish number.	
• Oak	+\$214	Specify oak finish number.	
• Walnut	+\$286	Specify walnut finish number.	
Leg bracket			
• Paint price group 1	No cost	Specify paint color number.	
• Paint price group 2	+\$118	Specify paint color number.	
• Paint price group 3	+\$209	Specify paint color number.	
CC grommet			
• Paint price group 1	No cost	Specify paint color number.	
• Paint price group 2	+\$ 20	Specify paint color number.	
• Paint price group 3	+\$ 30	Specify paint color number.	
CC grommet lid			
• Paint price group 1	No cost	Specify paint color number.	
• Paint price group 2	+\$ 9	Specify paint color number.	
• Paint price group 3	+\$ 24	Specify paint color number.	
Grain Direction	• Long grain	No cost	Specify with <i>long grain</i> .
	• No grain direction	No cost	Specify with <i>no grain direction</i> .
	• Short grain	No cost	Specify with <i>short grain</i> .
Grommet(s)	• No grommet	No cost	Specify with <i>no grommet</i> .
	• CC grommet		
	– One CC grommet	+\$214	Specify with <i>one CC grommet</i> .
	– Two CC grommets	+\$428	Specify with <i>two CC grommets</i> .
	• Long grommet		
	– One long grommet	+\$286	Specify with <i>one long grommet</i> .
Surface Power	Available on tables with CC grommet(s) only		
	• Three power	+\$193	Specify with <i>three power</i> .
	• Two power, two USB type A	+\$358	Specify with <i>two power, two USB type A</i> .
	• One USB type C, two power	+\$500	Specify with <i>one USB type C, two power</i> .
	• One USB type C, two USB type A, one power	+\$573	Specify with <i>one USB type C, two USB type A, one power</i> .
Infeed	• Plug	No cost	Specify with <i>plug</i> .
	• Hardwire	+\$ 42	Specify with <i>hardwire</i> .
Hardwire Conduit Length	• 72"L	No cost	Specify with <i>72"L</i> .
	• 144"L	+\$109	Specify with <i>144"L</i> .

► **Specification Information, on next page**



For Canadian Pricing

Multiply U.S. Price by the Canadian price factor.

► See page 1 for details.

Seated-Height Gumdrop Tables, with Wood Legs, continued

► Options, on previous page

Specification Information

• Style Number	• Dimensions				• U.S. Base Prices			• Options (Add \$ to Base Price)			
	• Depth (Longest Side)		• Width		• Laminate Price Group 1 Top	• Composite Veneer Group 1 Top	• Wood Group 1 Top	• Composite Veneer Group 2	• Wood Top		• Full-Fill Finish on Wood Group 1
	Modular Depth	Parametric Depth	Modular Width	Parametric Width				Composite Veneer Group 2	Wood Group 2	Wood Group 3	



Tip: The smallest side on a gumdrop table is always 6" shorter than the longest side. For example, a 42"D table would have a 36"D tapered side.

Style Number	Depth (Longest Side)	Parametric Depth	Width	Parametric Width	Laminate Price Group 1 Top	Composite Veneer Group 1 Top	Wood Group 1 Top	Composite Veneer Group 2	Wood Group 2	Wood Group 3	Full-Fill Finish on Wood Group 1
VLYGDWL	42"	42"-47 ¹⁵ / ₁₆ "	42"	42"-47 ¹⁵ / ₁₆ "	\$5583	\$5689	\$5699	+\$103	+\$114	+\$384	+\$39
	42"	42"-47 ¹⁵ / ₁₆ "	48"	48"-53 ¹⁵ / ₁₆ "	\$6155	\$6295	\$6309	+\$154	+\$170	+\$399	+\$39
	42"	42"-47 ¹⁵ / ₁₆ "	54"	54"-59 ¹⁵ / ₁₆ "	\$6514	\$6688	\$6706	+\$206	+\$227	+\$417	+\$73
	42"	42"-47 ¹⁵ / ₁₆ "	60"	60"-65 ¹⁵ / ₁₆ "	\$6870	\$7079	\$7100	+\$256	+\$282	+\$434	+\$73
	42"	42"-47 ¹⁵ / ₁₆ "	66"	66"	\$7229	\$7474	\$7498	+\$307	+\$338	+\$448	+\$73
	48"	48"	42"	42"-47 ¹⁵ / ₁₆ "	\$5656	\$5830	\$5848	+\$103	+\$114	+\$384	+\$39
	48"	48"	48"	48"-53 ¹⁵ / ₁₆ "	\$6227	\$6436	\$6457	+\$154	+\$170	+\$399	+\$39
	48"	48"	54"	54"-59 ¹⁵ / ₁₆ "	\$6585	\$6830	\$6854	+\$206	+\$227	+\$417	+\$73
	48"	48"	60"	60"-65 ¹⁵ / ₁₆ "	\$6944	\$7223	\$7250	+\$256	+\$282	+\$434	+\$73
	48"	48"	66"	66"	\$7298	\$7613	\$7645	+\$307	+\$338	+\$448	+\$73



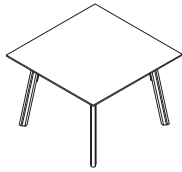
For Canadian Pricing

Multiply U.S. Price by the Canadian price factor.

► See page 1 for details.

Seated-Height Square Tables


With Wood Legs



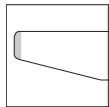
Tip: Rounded and square corner shapes are only available on tables with straight shape type, not softened shape type.

Standard Includes	Required to Specify
<ul style="list-style-type: none"> ▶ Need help? Product details, page 380 • Top: High-Pressure Laminate price group 1 with 3 mm plastic edge • Long grain direction • Straight shape type • Solid wood legs: maple • Leg bracket: paint price group 1 • Black mesh cable manager with velcro attachment 	<ol style="list-style-type: none"> 1 Style number 2 Size option (see below under Required Selections) 3 Width (see below under Required Selections) 4 Corner shape (see below under Required Selections) 5 Edge profile (see below under Required Selections) 6 Laminate color number for top, if selected 7 Plastic color number for 3 mm plastic edge, if selected 8 Paint color number for leg bracket 9 Options, if selected (see below) <p>▶ See <i>Surface Materials</i>, page 442.</p>

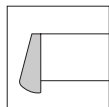
	Required Selections	U.S. Price	Required to Specify						
Size Option	<ul style="list-style-type: none"> • Modular • Parametric 	No cost No cost	Specify with <i>modular</i> . Specify with <i>parametric</i> .						
Width	<table border="0"> <tr> <td style="vertical-align: top;">Modular</td> <td style="vertical-align: top;">Parametric</td> </tr> <tr> <td>• 42"W</td> <td>• 42"W–44½"W</td> </tr> <tr> <td>• 48"W</td> <td>• 44¾"W–48"W</td> </tr> </table>	Modular	Parametric	• 42"W	• 42"W–44½"W	• 48"W	• 44¾"W–48"W	Prices at right Prices at right	Specify width. Specify width.
Modular	Parametric								
• 42"W	• 42"W–44½"W								
• 48"W	• 44¾"W–48"W								
Corner Shape	<ul style="list-style-type: none"> • Rounded • Square 	No cost No cost	Specify with <i>rounded corners</i> . Specify with <i>square corners</i> .						
Edge Profile, 3 mm Plastic or Wood Veneer	<ul style="list-style-type: none"> • 3 mm plastic edge • 3 mm wood edge 	No cost No cost	Specify with <i>3 mm plastic edge</i> . Specify with <i>3 mm wood edge</i> .						
Edge Profile, Slice Plastic or Wood Veneer	<table border="0"> <tr> <td style="vertical-align: top;">Modular</td> <td style="vertical-align: top;">Parametric</td> </tr> <tr> <td>• 42"W</td> <td>• 42"W–44½"W</td> </tr> <tr> <td>• 48"W</td> <td>• 44¾"W–48"W</td> </tr> </table>	Modular	Parametric	• 42"W	• 42"W–44½"W	• 48"W	• 44¾"W–48"W	+\$358 +\$392	Specify with <i>slice plastic or wood edge</i> . Specify with <i>slice plastic or wood edge</i> .
Modular	Parametric								
• 42"W	• 42"W–44½"W								
• 48"W	• 44¾"W–48"W								
Edge Profile, Drop Wood Edge	<table border="0"> <tr> <td style="vertical-align: top;">Modular</td> <td style="vertical-align: top;">Parametric</td> </tr> <tr> <td>• 42"W</td> <td>• 42"W–44½"W</td> </tr> <tr> <td>• 48"W</td> <td>• 44¾"W–48"W</td> </tr> </table>	Modular	Parametric	• 42"W	• 42"W–44½"W	• 48"W	• 44¾"W–48"W	+\$573 +\$608	Specify with <i>drop wood edge</i> . Specify with <i>drop wood edge</i> .
Modular	Parametric								
• 42"W	• 42"W–44½"W								
• 48"W	• 44¾"W–48"W								



3 mm Edge, Plastic or Wood Veneer



Slice Edge, Plastic or Wood Veneer



Drop Edge, Solid Wood

Tip: Wood edge finish will match top finish.

Tip: Solid drop wood edge not available on softened shapes.

For laminate group 2 and 3 pricing, please refer to the electronic catalog or SmartTools.



For Canadian Pricing Multiply U.S. Price by the Canadian price factor.

▶ See page 1 for details.

	Options	U.S. Price	Required to Specify
Surface Materials	<p>High-Pressure Laminate top</p> <ul style="list-style-type: none"> • High-Pressure Laminate price group 2 • High-Pressure Laminate price group 3 • Open Line laminate (OLL) <p>Composite veneer top</p> <ul style="list-style-type: none"> • Composite veneer group 1 • Composite veneer group 2 <p>Wood top</p> <ul style="list-style-type: none"> • Wood group 1 • Wood group 2 • Wood group 3 • Customiz stain <ul style="list-style-type: none"> • Full-fill finish on wood group 1 	See information at left See information at left +\$111 plus cost of laminate Prices at right Prices at right Prices at right No cost Prices at right	Specify High-Pressure Laminate color number. Specify High-Pressure Laminate color number. ▶ See <i>Surface Materials Reference Manual</i> . Specify composite veneer color number. Specify composite veneer color number. Specify wood color number. Specify wood color number. Specify wood color number. Specify with <i>Customiz stain</i> . ▶ See <i>Surface Materials Reference Manual</i> . Specify full-fill finish number.

▶ Options, continued on next page

► Options, continued from previous page

	Options	U.S. Price	Required to Specify
Surface Materials, continued	Leg species		
	• Maple	No cost	Specify maple finish number.
	• Oak	+\$214	Specify oak finish number.
	• Walnut	+\$286	Specify walnut finish number.
	Leg bracket		
	• Paint price group 1	No cost	Specify paint color number.
	• Paint price group 2	+\$118	Specify paint color number.
	• Paint price group 3	+\$209	Specify paint color number.
	CC grommet		
	• Paint price group 1	No cost	Specify paint color number.
	• Paint price group 2	+\$ 20	Specify paint color number.
	• Paint price group 3	+\$ 30	Specify paint color number.
CC grommet lid			
• Paint price group 1	No cost	Specify paint color number.	
• Paint price group 2	+\$ 9	Specify paint color number.	
• Paint price group 3	+\$ 24	Specify paint color number.	
Shape Type, Softened	Modular		
	• 42"W	• 42"W-44 1/2"W	+\$417
• 48"W	• 44 9/16"W-48"W	+\$521	
Grain Direction	• Long grain	No cost	Specify with long grain.
	• No grain direction	No cost	Specify with no grain direction.
	• Short grain	No cost	Specify with short grain.
Grommet	• No grommet	No cost	Specify with no grommet.
	• One CC grommet	+\$214	Specify with one CC grommet.
Surface Power	Available on tables with CC grommet(s) only		
	• Three power	+\$193	Specify with three power.
	• Two power, two USB type A	+\$358	Specify with two power, two USB type A.
	• One USB type C, two power	+\$500	Specify with one USB type C, two power.
	• One USB type C, two USB type A, one power	+\$573	Specify with one USB type C, two USB type A, one power.
Infeed	• Plug	No cost	Specify with plug.
	• Hardwire	+\$ 42	Specify with hardwire.
Hardwire Conduit Length	• 72"L	No cost	Specify with 72"L.
	• 144"L	+\$109	Specify with 144"L.

Tip: Leg finish defaults to top surface finish if top surface is a maple, oak, or walnut species. With all other species of top surface, the leg is specifiable in any finish.

Tip: Composite veneer table tops do not provide an exact match to a solid wood leg.

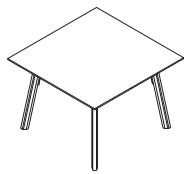
Tip: When OLL top surface is selected, grain direction defaults to vertical.

► See Grommet Availability Matrix, page 390.



Specification Information

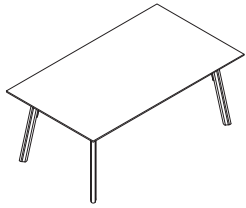
Style Number	Dimensions		U.S. Base Prices			Options (Add \$ to Base Price)			
	Modular Width	Parametric Width	Laminate Price Group 1 Top	Composite Veneer Group 1 Top	Wood Group 1 Top	Composite Veneer Top	Wood Top	Full-Fill	Finish
						Composite Veneer Group 2	Wood Group 2	Wood Group 3	on Wood Group 1



VLYSQWL	42"	42"-44 1/2"	\$5754	\$5860	\$5870	+\$101	+\$112	+\$387	+\$39
	48"	44 9/16"-48"	\$6045	\$6219	\$6237	+\$101	+\$112	+\$387	+\$39

Seated-Height Rectangle Tables

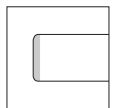
With Wood Legs



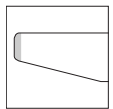
Tip: Rounded and square corner shapes are only available on tables with straight shape type, not softened shape type.

Standard Includes		Required to Specify
▶ Need help? Product details, page 380	<ul style="list-style-type: none"> • Top: High-Pressure Laminate price group 1 with 3 mm plastic edge • Long grain direction • Straight shape type • Solid wood legs: maple • Leg bracket: paint price group 1 • Black mesh cable manager with velcro attachment 	<ol style="list-style-type: none"> 1 Style number 2 Size option (see below under Required Selections) 3 Depth (see below under Required Selections) 4 Width (see below under Required Selections) 5 Corner shape (see below under Required Selections) 6 Edge profile (see below under Required Selections) 7 Laminate color number for top, if selected 8 Plastic color number for 3 mm plastic edge, if selected 9 Paint color number for leg bracket 10 Options, if selected (see below) <p>▶ See <i>Surface Materials</i>, page 442.</p>

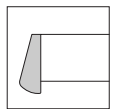
	Required Selections	U.S. Price	Required to Specify												
Size Option	<ul style="list-style-type: none"> • Modular • Parametric 	No cost No cost	Specify with <i>modular</i> . Specify with <i>parametric</i> .												
Depth	<table border="0"> <tr> <td>Modular</td> <td>Parametric</td> </tr> <tr> <td>• 42"D</td> <td>• 42"D–47¹⁵/₁₆"D</td> </tr> <tr> <td>• 48"D</td> <td>• 48"D</td> </tr> </table>	Modular	Parametric	• 42"D	• 42"D–47 ¹⁵ / ₁₆ "D	• 48"D	• 48"D	Prices at right Prices at right	Specify depth. Specify depth.						
Modular	Parametric														
• 42"D	• 42"D–47 ¹⁵ / ₁₆ "D														
• 48"D	• 48"D														
Width	<table border="0"> <tr> <td>Modular</td> <td>Parametric</td> </tr> <tr> <td>• 72"W</td> <td>• 72"W–83¹⁵/₁₆"W</td> </tr> <tr> <td>• 84"W</td> <td>• 84"W–95¹⁵/₁₆"W</td> </tr> <tr> <td>• 96"W</td> <td>• 96"W</td> </tr> </table>	Modular	Parametric	• 72"W	• 72"W–83 ¹⁵ / ₁₆ "W	• 84"W	• 84"W–95 ¹⁵ / ₁₆ "W	• 96"W	• 96"W	Prices at right Prices at right Prices at right	Specify width. Specify width. Specify width.				
Modular	Parametric														
• 72"W	• 72"W–83 ¹⁵ / ₁₆ "W														
• 84"W	• 84"W–95 ¹⁵ / ₁₆ "W														
• 96"W	• 96"W														
Corner Shape	<ul style="list-style-type: none"> • Rounded • Square 	No cost No cost	Specify with <i>rounded corners</i> . Specify with <i>square corners</i> .												
Edge Profile, 3 mm Plastic or Wood Veneer	<ul style="list-style-type: none"> • 3 mm plastic edge • 3 mm wood edge 	No cost No cost	Specify with <i>3 mm plastic edge</i> . Specify with <i>3 mm wood edge</i> .												
Edge Profile, Slice Plastic or Wood Veneer	<table border="0"> <tr> <td>Modular</td> <td>Parametric</td> <td></td> </tr> <tr> <td>• 72"W</td> <td>• 72"W–83¹⁵/₁₆"W</td> <td>+\$500</td> </tr> <tr> <td>• 84"W</td> <td>• 84"W–95¹⁵/₁₆"W</td> <td>+\$535</td> </tr> <tr> <td>• 96"W</td> <td>• 96"W</td> <td>+\$573</td> </tr> </table>	Modular	Parametric		• 72"W	• 72"W–83 ¹⁵ / ₁₆ "W	+\$500	• 84"W	• 84"W–95 ¹⁵ / ₁₆ "W	+\$535	• 96"W	• 96"W	+\$573		Specify with <i>slice plastic or wood edge</i> . Specify with <i>slice plastic or wood edge</i> . Specify with <i>slice plastic or wood edge</i> .
Modular	Parametric														
• 72"W	• 72"W–83 ¹⁵ / ₁₆ "W	+\$500													
• 84"W	• 84"W–95 ¹⁵ / ₁₆ "W	+\$535													
• 96"W	• 96"W	+\$573													
Edge Profile, Drop Wood Edge	<table border="0"> <tr> <td>Modular</td> <td>Parametric</td> <td></td> </tr> <tr> <td>• 72"W</td> <td>• 72"W–83¹⁵/₁₆"W</td> <td>+\$716</td> </tr> <tr> <td>• 84"W</td> <td>• 84"W–95¹⁵/₁₆"W</td> <td>+\$751</td> </tr> <tr> <td>• 96"W</td> <td>• 96"W</td> <td>+\$786</td> </tr> </table>	Modular	Parametric		• 72"W	• 72"W–83 ¹⁵ / ₁₆ "W	+\$716	• 84"W	• 84"W–95 ¹⁵ / ₁₆ "W	+\$751	• 96"W	• 96"W	+\$786		Specify with <i>drop wood edge</i> . Specify with <i>drop wood edge</i> . Specify with <i>drop wood edge</i> .
Modular	Parametric														
• 72"W	• 72"W–83 ¹⁵ / ₁₆ "W	+\$716													
• 84"W	• 84"W–95 ¹⁵ / ₁₆ "W	+\$751													
• 96"W	• 96"W	+\$786													



3 mm Edge, Plastic or Wood Veneer



Slice Edge, Plastic or Wood Veneer



Drop Edge, Solid Wood

Tip: Wood edge finish will match top finish.

Tip: Solid drop wood edge not available on softened shapes.

For laminate group 2 and 3 pricing, please refer to the electronic catalog or SmartTools.

	Options	U.S. Price	Required to Specify
Surface Materials	High-Pressure Laminate top <ul style="list-style-type: none"> • High-Pressure Laminate price group 2 • High-Pressure Laminate price group 3 • Open Line laminate (OLL) 	See information at left See information at left +\$111 plus cost of laminate	Specify High-Pressure Laminate color number. Specify High-Pressure Laminate color number. ▶ See <i>Surface Materials Reference Manual</i> .

▶ Options, continue on next page

► Options, continued from previous page

	Options	U.S. Price	Required to Specify	
Surface Materials, continued	Composite veneer top			
	• Composite veneer group 1	Prices at right	Specify composite veneer color number.	
	• Composite veneer group 2	Prices at right	Specify composite veneer color number.	
	Wood top			
	• Wood group 1	Prices at right	Specify wood color number.	
	• Wood group 2	Prices at right	Specify wood color number.	
	• Wood group 3	Prices at right	Specify wood color number.	
	• Customiz stain	No cost	Specify with <i>Customiz stain</i> .	
	• Full-fill finish on wood group 1	Prices at right	► See <i>Surface Materials Reference Manual</i> . Specify full-fill finish number.	
	Leg species			
• Maple	No cost	Specify maple finish number.		
• Oak	+\$214	Specify oak finish number.		
• Walnut	+\$286	Specify walnut finish number.		
Leg bracket				
• Paint price group 1	No cost	Specify paint color number.		
• Paint price group 2	+\$118	Specify paint color number.		
• Paint price group 3	+\$209	Specify paint color number.		
CC grommet				
• Paint price group 1	No cost	Specify paint color number.		
• Paint price group 2	+\$ 20	Specify paint color number.		
• Paint price group 3	+\$ 30	Specify paint color number.		
CC grommet lid				
• Paint price group 1	No cost	Specify paint color number.		
• Paint price group 2	+\$ 9	Specify paint color number.		
• Paint price group 3	+\$ 24	Specify paint color number.		
Shape Type, Softened	Modular	Parametric		
	• 72"W	• 72"W–83 ¹⁵ / ₁₆ "W	+\$500	Specify with <i>softened shape type</i> .
	• 84"W	• 84"W–95 ¹⁵ / ₁₆ "W	+\$644	Specify with <i>softened shape type</i> .
	• 96"W	• 96"W	+\$786	Specify with <i>softened shape type</i> .
Grain Direction	• Long grain	No cost	Specify with <i>long grain</i> .	
	• No grain direction	No cost	Specify with <i>no grain direction</i> .	
	• Short grain	No cost	Specify with <i>short grain</i> .	
Grommet(s)	• No grommet	No cost	Specify with <i>no grommet</i> .	
	• CC grommet			
	– One CC grommet	+\$214	Specify with <i>one CC grommet</i> .	
	– Two CC grommets	+\$428	Specify with <i>two CC grommets</i> .	
	– Three CC grommets	+\$642	Specify with <i>three CC grommets</i> .	
	– Four CC grommets	+\$856	Specify with <i>four CC grommets</i> .	
	• Long grommet			
– One long grommet	+\$286	Specify with <i>one long grommet</i> .		
– Two long grommets	+\$572	Specify with <i>two long grommets</i> .		
Surface Power	Available on tables with CC grommet(s) only			
	• Three power	+\$193	Specify with <i>three power</i> .	
	• Two power, two USB type A	+\$358	Specify with <i>two power, two USB type A</i> .	
	• One USB type C, two power	+\$500	Specify with <i>one USB type C, two power</i> .	
	• One USB type C, two USB type A, one power	+\$573	Specify with <i>one USB type C, two USB type A, one power</i> .	
Infeed	• Plug	No cost	Specify with <i>plug</i> .	
	• Hardwire	+\$ 42	Specify with <i>hardwire</i> .	
Hardwire Conduit Length	• 72"L	No cost	Specify with <i>72"L</i> .	
	• 144"L	+\$109	Specify with <i>144"L</i> .	

Tip: Leg finish defaults to top surface finish if top surface is a maple, oak, or walnut species. With all other species of top surface, the leg is specifiable in any finish.

Tip: Composite veneer table tops do not provide an exact match to a solid wood leg.

Tip: When OLL top surface is selected, grain direction defaults to vertical.

► See *Grommet Availability Matrix*, page 390.

► Specification Information, on next page

**For Canadian Pricing**

Multiply U.S. Price by the Canadian price factor.

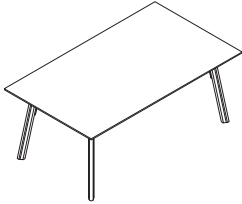
► See page 1 for details.

Seated-Height Rectangle Tables, with Wood Legs, continued

► Options, on previous page

Specification Information

• Style Number	• Dimensions				• U.S. Base Prices			• Options (Add \$ to Base Price)			
	• Depth (Longest Side)		• Width		• Laminate Price Group 1 Top	• Composite Veneer Group 1 Top	• Wood Group 1 Top	• Composite Veneer Top	• Wood Top		• Full-Fill Finish on Wood
	Modular Depth	Parametric Depth	Modular Width	Parametric Width				Composite Veneer Group 2	Wood Group 2	Wood Group 3	Group 1



Style Number	Modular Depth	Parametric Depth	Modular Width	Parametric Width	Laminate Price Group 1 Top	Composite Veneer Group 1 Top	Wood Group 1 Top	Composite Veneer Top Group 2	Wood Top Group 2	Wood Top Group 3	Full-Fill Finish on Wood Group 1
VLYRECWL	42"	42"-47 ¹⁵ / ₁₆ "	72"	72"-83 ¹⁵ / ₁₆ "	\$7047	\$7347	\$7377	+\$174	+\$192	+\$704	+\$114
	42"	42"-47 ¹⁵ / ₁₆ "	84"	84"-95 ¹⁵ / ₁₆ "	\$7262	\$7577	\$7609	+\$204	+\$224	+\$785	+\$114
	42"	42"-47 ¹⁵ / ₁₆ "	96"	96"	\$7477	\$7826	\$7861	+\$233	+\$256	+\$863	+\$114
	48"	48"	72"	72"-83 ¹⁵ / ₁₆ "	\$7620	\$7920	\$7949	+\$174	+\$192	+\$704	+\$114
	48"	48"	84"	84"-95 ¹⁵ / ₁₆ "	\$7906	\$8255	\$8290	+\$204	+\$224	+\$785	+\$114
	48"	48"	96"	96"	\$8120	\$8503	\$8541	+\$233	+\$256	+\$863	+\$114



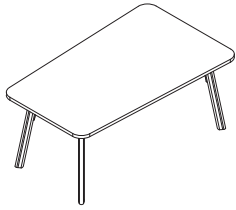
For Canadian Pricing

Multiply U.S. Price by the Canadian price factor.

► See page 1 for details.

Seated-Height Sightline Tables

With Wood Legs



► Need help?
Product details,
page 380

Standard Includes

- Top: High-Pressure Laminate price group 1 with 3 mm plastic edge
- Long grain direction
- Straight shape type
- Solid wood legs: maple
- Leg bracket: paint price group 1
- Black mesh cable manager with velcro attachment

Required to Specify

- 1 Style number
 - 2 Size option (see below under Required Selections)
 - 3 Depth (see below under Required Selections)
 - 4 Width (see below under Required Selections)
 - 5 Edge profile (see below under Required Selections)
 - 6 Laminate color number for top, if selected
 - 7 Plastic color number for 3 mm plastic edge, if selected
 - 8 Paint color number for leg bracket
 - 9 Options, if selected (see below)
- See *Surface Materials*, page 442.

	Required Selections	U.S. Price	Required to Specify
--	---------------------	------------	---------------------

Size Option	<ul style="list-style-type: none"> • Modular • Parametric 	No cost No cost	Specify with <i>modular</i> . Specify with <i>parametric</i> .
--------------------	---	--------------------	---

Depth (Longest Side)	<table border="0"> <tr> <td>Modular</td> <td>Parametric</td> </tr> <tr> <td>• 42"D</td> <td>• 42"D–47¹⁵/₁₆"D</td> </tr> <tr> <td>• 48"D</td> <td>• 48"D</td> </tr> </table>	Modular	Parametric	• 42"D	• 42"D–47 ¹⁵ / ₁₆ "D	• 48"D	• 48"D	Prices at right Prices at right	Specify depth. Specify depth.
Modular	Parametric								
• 42"D	• 42"D–47 ¹⁵ / ₁₆ "D								
• 48"D	• 48"D								

Width	<table border="0"> <tr> <td>Modular</td> <td>Parametric</td> </tr> <tr> <td>• 72"W</td> <td>• 72"W–83¹⁵/₁₆"W</td> </tr> <tr> <td>• 96"W</td> <td>• 84"W–96"W</td> </tr> </table>	Modular	Parametric	• 72"W	• 72"W–83 ¹⁵ / ₁₆ "W	• 96"W	• 84"W–96"W	Prices at right Prices at right	Specify width. Specify width.
Modular	Parametric								
• 72"W	• 72"W–83 ¹⁵ / ₁₆ "W								
• 96"W	• 84"W–96"W								

Edge Profile, 3 mm Plastic or Wood Veneer	<ul style="list-style-type: none"> • 3 mm plastic edge • 3 mm wood edge 	No cost No cost	Specify with <i>3 mm plastic edge</i> . Specify with <i>3 mm wood edge</i> .
--	---	--------------------	---

Edge Profile, Slice Plastic or Wood Veneer	<table border="0"> <tr> <td>Modular</td> <td>Parametric</td> </tr> <tr> <td>• 72"W</td> <td>• 72"W–83¹⁵/₁₆"W</td> </tr> <tr> <td>• 96"W</td> <td>• 84"W–96"W</td> </tr> </table>	Modular	Parametric	• 72"W	• 72"W–83 ¹⁵ / ₁₆ "W	• 96"W	• 84"W–96"W	+\$500 +\$573	Specify with <i>slice plastic or wood edge</i> . Specify with <i>slice plastic or wood edge</i> .
Modular	Parametric								
• 72"W	• 72"W–83 ¹⁵ / ₁₆ "W								
• 96"W	• 84"W–96"W								

Edge Profile, Drop Wood Edge	<table border="0"> <tr> <td>Modular</td> <td>Parametric</td> </tr> <tr> <td>• 72"W</td> <td>• 72"W–83¹⁵/₁₆"W</td> </tr> <tr> <td>• 96"W</td> <td>• 84"W–96"W</td> </tr> </table>	Modular	Parametric	• 72"W	• 72"W–83 ¹⁵ / ₁₆ "W	• 96"W	• 84"W–96"W	+\$716 +\$786	Specify with <i>drop wood edge</i> . Specify with <i>drop wood edge</i> .
Modular	Parametric								
• 72"W	• 72"W–83 ¹⁵ / ₁₆ "W								
• 96"W	• 84"W–96"W								

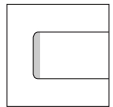
	Options	U.S. Price	Required to Specify
--	---------	------------	---------------------

Surface Materials	High-Pressure Laminate top		
	• High-Pressure Laminate price group 2	See information at left	Specify High-Pressure Laminate color number.
	• High-Pressure Laminate price group 3	See information at left	Specify High-Pressure Laminate color number.
	• Open Line laminate (OLL)	+\$111 plus cost of laminate	► See <i>Surface Materials Reference Manual</i> .

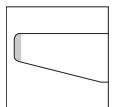
	Composite veneer top		
	• Composite veneer group 1	Prices at right	Specify composite veneer color number.
	• Composite veneer group 2	Prices at right	Specify composite veneer color number.

	Wood top		
	• Wood group 1	Prices at right	Specify wood color number.
	• Wood group 2	Prices at right	Specify wood color number.
	• Wood group 3	Prices at right	Specify wood color number.
	• Customiz stain	No cost	Specify with <i>Customiz stain</i> .
	• Full-fill finish on wood group 1	Prices at right	► See <i>Surface Materials Reference Manual</i> . Specify full-fill finish number.

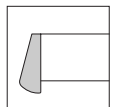
► Options, continued on next page



3 mm Edge, Plastic or Wood Veneer



Slice Edge, Plastic or Wood Veneer



Drop Edge, Solid Wood

Tip: Wood edge finish will match top finish.

Tip: Solid drop wood edge not available on softened shapes.

For laminate group 2 and 3 pricing, please refer to the electronic catalog or SmartTools.

► Options, continued from previous page

	Options	U.S. Price	Required to Specify	
Surface Materials, continued	Leg species			
	• Maple	No cost	Specify maple finish number.	
	• Oak	+\$214	Specify oak finish number.	
	• Walnut	+\$286	Specify walnut finish number.	
	Leg bracket			
	• Paint price group 1	No cost	Specify paint color number.	
	• Paint price group 2	+\$118	Specify paint color number.	
	• Paint price group 3	+\$209	Specify paint color number.	
	CC grommet			
	• Paint price group 1	No cost	Specify paint color number.	
• Paint price group 2	+\$ 20	Specify paint color number.		
• Paint price group 3	+\$ 30	Specify paint color number.		
CC grommet lid				
• Paint price group 1	No cost	Specify paint color number.		
• Paint price group 2	+\$ 9	Specify paint color number.		
• Paint price group 3	+\$ 24	Specify paint color number.		
Shape Type, Softened	Modular			
	• 72"W	• 72"—83 ¹ / ₁₆ "W	+\$500	Specify with softened shape type.
	• 96"W	• 84"—96"W	+\$786	Specify with softened shape type.
Grain Direction	• Long grain	No cost	Specify with long grain.	
	• No grain direction	No cost	Specify with no grain direction.	
	• Short grain	No cost	Specify with short grain.	
Grommet(s)	• No grommet	No cost	Specify with no grommet.	
	• CC grommet			
	– One CC grommet	+\$214	Specify with one CC grommet.	
	– Two CC grommets	+\$428	Specify with two CC grommets.	
	– Three CC grommets	+\$642	Specify with three CC grommets.	
	– Four CC grommets	+\$856	Specify with four CC grommets.	
	• Long grommet			
– One long grommet	+\$286	Specify with one long grommet.		
– Two long grommets	+\$572	Specify with two long grommets.		
Surface Power	Available on tables with CC grommet(s) only			
	• Three power	+\$193	Specify with three power.	
	• Two power, two USB type A	+\$358	Specify with two power, two USB type A.	
	• One USB type C, two power	+\$500	Specify with one USB type C, two power.	
	• One USB type C, two USB type A, one power	+\$573	Specify with one USB type C, two USB type A, one power.	
Infeed	• Plug	No cost	Specify with plug.	
	• Hardwire	+\$ 42	Specify with hardwire.	
Hardwire Conduit Length	• 72"L	No cost	Specify with 72"L.	
	• 144"L	+\$109	Specify with 144"L.	

► Specification Information, on next page

Tip: Leg finish defaults to top surface finish if top surface is a maple, oak, or walnut species. With all other species of top surface, the leg is specifiable in any finish.

Tip: Composite veneer table tops do not provide an exact match to a solid wood leg.

Tip: When OLL top surface is selected, grain direction defaults to vertical.

► See Grommet Availability Matrix, page 390.

**For Canadian Pricing**

Multiply U.S. Price by the Canadian price factor.

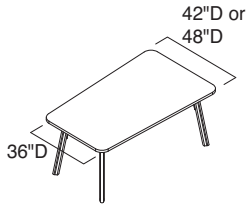
► See page 1 for details.

Seated-Height Sightline Tables, with Wood Legs, continued

► Options, on previous page

Specification Information

• Style Number	• Dimensions				• U.S. Base Prices			• Options				
	• Depth (Longest Side)		• Width		• Laminate Price Group 1 Top	• Composite Veneer Group 1 Top	• Wood Group 1 Top	• Options (Add \$ to Base Price)				
	Modular Depth	Parametric Depth	Modular Width	Parametric Width				• Composite Veneer Top	• Wood Top			Full-Fill Finish on Wood Group 1
								Composite Veneer Group 2	Wood Group 2	Wood Group 3		



Tip: The smallest side on a sightline table is always 36\"D, due to the taper.

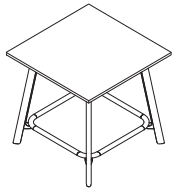
VLSTLWL	42"	42"-47 ¹⁵ / ₁₆ "	72"	72"-83 ¹⁵ / ₁₆ "	\$7756	\$8035	\$8062	+\$239	+\$264	+\$697	+\$114
	42"	42"-47 ¹⁵ / ₁₆ "	96"	84"-96"	\$8006	\$8493	\$8542	+\$279	+\$306	+\$874	+\$114
	48"	48"	72"	72"-83 ¹⁵ / ₁₆ "	\$7827	\$8106	\$8133	+\$239	+\$264	+\$697	+\$114
	48"	48"	96"	84"-96"	\$8079	\$8566	\$8615	+\$279	+\$306	+\$874	+\$114



For Canadian Pricing
 Multiply U.S. Price by the Canadian price factor.
 ► See page 1 for details.

Standing-Height Square Tables

With Wood Legs



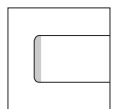
► Need help? Product details, page 380

Standard Includes

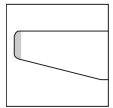
- Top: High-Pressure Laminate top price group 1 with 3 mm plastic edge
- Long grain direction
- Solid wood legs: maple
- Leg ring: paint price group 1
- Leg bracket: paint to match leg ring
- Black mesh cable manager with velcro attachment

Required to Specify

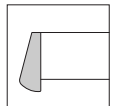
- 1 Style number
 - 2 Width (see below under Required Selections)
 - 3 Corner shape (see below under Required Selections)
 - 4 Edge profile (see below under Required Selections)
 - 5 Laminate color number for top, if selected
 - 6 Plastic color number for 3 mm plastic edge, if selected
 - 7 Paint color number for leg ring
 - 8 Options, if selected (see below)
- See *Surface Materials*, page 442.



3 mm Edge, Plastic or Wood Veneer



Slice Edge, Plastic or Wood Veneer



Drop Edge, Solid Wood

For laminate group 2 and 3 pricing, please refer to the electronic catalog or SmartTools.

Tip: Leg finish defaults to top surface finish if top surface is a maple, oak, or walnut species. With all other species of top surface, the leg is specifiable in any finish.

Tip: Composite veneer table tops do not provide an exact match to a solid wood leg.

Tip: When leg ring is specified, leg bracket will default to match.

Required Selections		U.S. Price	Required to Specify
Width	Modular		
	• 42"W	Prices at right	Specify with 42"W.
	• 48"W	Prices at right	Specify with 48"W.
Corner Shape	• Rounded	No cost	Specify with rounded corners.
	• Square	No cost	Specify with square corners.
Edge Profile, 3 mm Plastic or Wood Veneer	• 3 mm plastic edge	No cost	Specify with 3 mm plastic edge.
	• 3 mm wood edge	No cost	Specify with 3 mm wood edge.
Edge Profile, Slice Plastic or Wood Veneer	• 42"W	+\$358	Specify with slice plastic or wood edge.
	• 48"W	+\$392	Specify with slice plastic or wood edge.
Edge Profile, Drop Wood Edge	• 42"W	+\$573	Specify with drop wood edge.
	• 48"W	+\$608	Specify with drop wood edge.

Options		U.S. Price	Required to Specify
Surface Materials	High-Pressure Laminate top		
	• High-Pressure Laminate price group 2	See information at left	Specify High-Pressure Laminate color number.
	• High-Pressure Laminate price group 3	See information at left	Specify High-Pressure Laminate color number.
	• Open Line laminate (OLL)	+\$111 plus cost of laminate	► See <i>Surface Materials Reference Manual</i> .
	Composite veneer top		
	• Composite veneer group 1	Prices at right	Specify composite veneer color number.
	• Composite veneer group 2	Prices at right	Specify composite veneer color number.
	Wood top		
	• Wood group 1	Prices at right	Specify wood color number.
	• Wood group 2	Prices at right	Specify wood color number.
	• Wood group 3	Prices at right	Specify wood color number.
	• Customiz stain	No cost	Specify with Customiz stain.
	• Full-fill finish on wood group 1	Prices at right	► See <i>Surface Materials Reference Manual</i> . Specify full-fill finish number.
	Leg species		
	• Maple	No cost	Specify maple finish number.
	• Oak	+\$358	Specify oak finish number.
	• Walnut	+\$429	Specify walnut finish number.
	Leg ring		
	• Paint price group 1	No cost	Specify paint color number.
	• Paint price group 2	+\$358	Specify paint color number.
	• Paint price group 3	+\$535	Specify paint color number.

► Options, continued on next page

► Options, continued from previous page

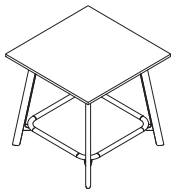
Options	U.S. Price	Required to Specify
Surface Materials, continued		
Leg bracket		
• Paint price group 1	No cost	Specify paint color number.
• Paint price group 2	+\$228	Specify paint color number.
• Paint price group 3	+\$323	Specify paint color number.
CC grommet		
• Paint price group 1	No cost	Specify paint color number.
• Paint price group 2	+\$ 20	Specify paint color number.
• Paint price group 3	+\$ 30	Specify paint color number.
CC grommet lid		
• Paint price group 1	No cost	Specify paint color number.
• Paint price group 2	+\$ 9	Specify paint color number.
• Paint price group 3	+\$ 24	Specify paint color number.
Grain Direction		
• Long grain	No cost	Specify with long grain.
• No grain direction	No cost	Specify with no grain direction.
• Short grain	No cost	Specify with short grain.
Grommet		
• No grommet	No cost	Specify with no grommet.
• One CC grommet	+\$214	Specify with one CC grommet.
Surface Power	Available on tables with CC grommet(s) only	
• Three power	+\$193	Specify with three power.
• Two power, two USB type A	+\$358	Specify with two power, two USB type A.
• One USB type C, two power	+\$500	Specify with USB type C, two power.
• One USB type C, two USB type A, one power	+\$573	Specify with USB type C, two USB type A, one power.
Infeed		
• Plug	No cost	Specify with plug.
• Hardwire	+\$ 42	Specify with hardwire.
Hardwire Conduit Length		
• 72"L	No cost	Specify with 72"L.
• 144"L	+\$109	Specify with 144"L.

Tip: When OLL top surface is selected, grain direction defaults to vertical.

► See Grommet Availability Matrix, page 390.

Specification Information

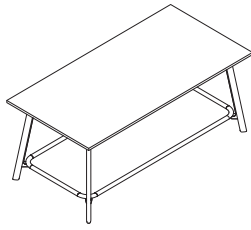
Style Number	Width	U.S. Base Prices			Options (Add \$ to Base Price)	Composite		
		Laminate Price Group 1 Top	Composite Veneer Group 1 Top	Wood Group 1 Top		Veneer Top	Wood Top	Full-Fill Finish on Wood Group 1
VLYSQWLST	42"	\$6219	\$6325	\$6335	+\$101	+\$112	+\$387	+\$39
	48"	\$6583	\$6757	\$6775	+\$101	+\$112	+\$387	+\$39



For Canadian Pricing
Multiply U.S. Price by the Canadian price factor.
► See page 1 for details.

Standing-Height Rectangle Tables

With Wood Legs



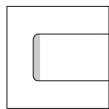
► Need help? Product details, page 380

Standard Includes

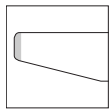
- 96"W top: High-Pressure Laminate price group 1 with 3 mm plastic edge
- Long grain direction
- Solid wood legs: maple
- Leg ring: paint price group 1
- Leg bracket: to match leg ring
- Black mesh cable manager with velcro attachment

Required to Specify

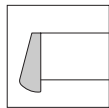
- 1 Style number
 - 2 Depth (see below under Required Selections)
 - 3 Corner shape (see below under Required Selections)
 - 4 Edge profile (see below under Required Selections)
 - 5 Laminate color number for top, if selected
 - 6 Plastic color number for 3 mm plastic edge, if selected
 - 7 Paint color number for leg ring
 - 8 Options, if selected (see below)
- See *Surface Materials*, page 442.



3 mm Edge, Plastic or Wood Veneer



Slice Edge, Plastic or Wood Veneer



Drop Edge, Solid Wood

	Required Selections	U.S. Price	Required to Specify
--	---------------------	------------	---------------------

Depth	<ul style="list-style-type: none"> • 42"D • 48"D 	Prices at right Prices at right	Specify with 42"D. Specify with 48"D.
Corner Shape	<ul style="list-style-type: none"> • Rounded • Square 	No cost No cost	Specify with rounded corners. Specify with square corners.
Edge Profile, 3 mm Plastic or Wood Veneer	<ul style="list-style-type: none"> • 3 mm plastic edge • 3 mm wood edge 	No cost No cost	Specify with 3 mm plastic edge. Specify with 3 mm wood edge.
Edge Profile, Slice Plastic or Wood Veneer	<ul style="list-style-type: none"> • 42"D • 48"D 	+\$500 +\$573	Specify with slice plastic or wood edge. Specify with slice plastic or wood edge.
Edge Profile, Drop Wood Edge	<ul style="list-style-type: none"> • 42"D • 48"D 	+\$716 +\$786	Specify with drop wood edge. Specify with drop wood edge.

	Options	U.S. Price	Required to Specify
--	---------	------------	---------------------

Surface Materials	High-Pressure Laminate top		
	<ul style="list-style-type: none"> • High-Pressure Laminate price group 2 • High-Pressure Laminate price group 3 • Open Line laminate (OLL) 	See information at left See information at left +\$111 plus cost of laminate	Specify High-Pressure Laminate color number. Specify High-Pressure Laminate color number. ► See <i>Surface Materials Reference Manual</i> .
	Composite veneer top		
	<ul style="list-style-type: none"> • Composite veneer group 1 • Composite veneer group 2 	Prices at right Prices at right	Specify composite veneer color number. Specify composite veneer color number.
	Wood top		
	<ul style="list-style-type: none"> • Wood group 1 • Wood group 2 • Wood group 3 • Customiz stain 	Prices at right Prices at right Prices at right No cost	Specify wood color number. Specify wood color number. Specify wood color number. Specify with <i>Customiz stain</i> . ► See <i>Surface Materials Reference Manual</i> . Specify full-fill finish number.
	Full-fill finish on wood group 1	Prices at right	
	Leg species		
	<ul style="list-style-type: none"> • Maple • Oak • Walnut 	No cost +\$358 +\$429	Specify maple finish number. Specify oak finish number. Specify walnut finish number.
	Leg ring		
	<ul style="list-style-type: none"> • Paint price group 1 • Paint price group 2 • Paint price group 3 	No cost +\$358 +\$535	Specify paint color number. Specify paint color number. Specify paint color number.

For laminate group 2 and 3 pricing, please refer to the electronic catalog or SmartTools.

Tip: Leg finish defaults to top surface finish if top surface is a maple, oak, or walnut species. With all other species of top surface, the leg is specifiable in any finish.

Tip: Composite veneer table tops do not provide an exact match to a solid wood leg.

Tip: When leg ring is specified, leg bracket will default to match.

► Options, continued on next page

► Options, continued from previous page

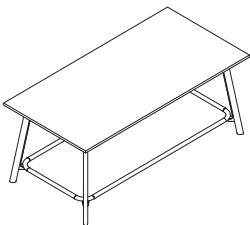
Options	U.S. Price	Required to Specify
Surface Materials, continued		
Leg bracket		
• Paint price group 1	No cost	Specify paint color number.
• Paint price group 2	+\$228	Specify paint color number.
• Paint price group 3	+\$323	Specify paint color number.
CC grommet		
• Paint price group 1	No cost	Specify paint color number.
• Paint price group 2	+\$ 20	Specify paint color number.
• Paint price group 3	+\$ 30	Specify paint color number.
CC grommet lid		
• Paint price group 1	No cost	Specify paint color number.
• Paint price group 2	+\$ 9	Specify paint color number.
• Paint price group 3	+\$ 24	Specify paint color number.
Grain Direction		
• Long grain	No cost	Specify with long grain.
• No grain direction	No cost	Specify with no grain direction.
• Short grain	No cost	Specify with short grain.
Grommet		
• No grommet	No cost	Specify with no grommet.
• CC grommet		
– One CC grommet	+\$214	Specify with one CC grommet.
– Two CC grommets	+\$428	Specify with two CC grommets.
– Three CC grommets	+\$642	Specify with three CC grommets.
– Four CC grommets	+\$856	Specify with four CC grommets.
• Long grommet		
– One long grommet	+\$286	Specify with one long grommet.
– Two long grommets	+\$572	Specify with two long grommets.
Surface Power	Available on tables with CC grommet(s) only	
• Three power	+\$193	Specify with three power.
• Two power, two USB type A	+\$358	Specify with two power, two USB type A.
• One USB type C, two power	+\$500	Specify with one USB type C two power.
• One USB type C, two USB type A, one power	+\$573	Specify with one USB type C two USB type A, one power.
Infeed		
• Plug	No cost	Specify with plug.
• Hardware	+\$ 42	Specify with hardware.
Hardwire Conduit Length		
• 72"L	No cost	Specify with 72"L.
• 144"L	+\$109	Specify with 144"L.

Tip: When OLL top surface is selected, grain direction defaults to vertical.

► See Grommet Availability Matrix, page 390.

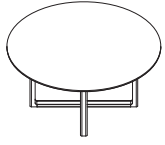
Specification Information

Style Number	Dimensions D W		U.S. Base Prices			Options (Add \$ to Base Price)			
			Lam. Price Group 1 Top	Comp. Veneer Group 1 Top	Wood Group 1 Top	Comp. Veneer Top	Wood Top		Full-Fill Finish on Wood
						Group 2	Group 3	Group 1	
VLYRECWLST	42"	96"	\$8050	\$8399	\$8434	+\$233	+\$256	+\$863	+\$114
	48"	96"	\$8728	\$9111	\$9149	+\$233	+\$256	+\$863	+\$114



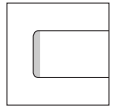
Seated-Height Round Tables

With Metal Legs

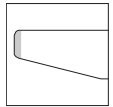


Standard Includes	Required to Specify
<ul style="list-style-type: none"> ▶ Need help? Product details, page 380 • Top: High-Pressure Laminate price group 1 with 3 mm plastic edge • Long grain direction • Metal X-legs: paint price group 1 • Leg insert: furniture linoleum, Forbo 	<ol style="list-style-type: none"> 1 Style number 2 Size option (see below under Required Selections) 3 Diameter (see below under Required Selections) 4 Edge profile (see below under Required Selections) 5 Laminate color number for top, if selected 6 Plastic color number for 3 mm plastic edge, if selected 7 Paint color number for metal legs 8 Furniture linoleum color number for leg insert 9 Options, if selected (see below) <p>▶ See <i>Surface Materials</i>, page 442.</p>

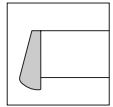
	Required Selections	U.S. Price	Required to Specify										
Size Option	<ul style="list-style-type: none"> • Modular • Parametric 	No cost No cost	Specify with <i>modular</i> . Specify with <i>parametric</i> .										
Diameter	<table border="0"> <tr> <td style="vertical-align: top;">Modular</td> <td style="vertical-align: top;">Parametric</td> </tr> <tr> <td>• 42" Dia.</td> <td>• 42"–47¹⁵/₁₆" Dia.</td> </tr> <tr> <td>• 48" Dia.</td> <td>• 48"–53¹⁵/₁₆" Dia.</td> </tr> <tr> <td>• 54" Dia.</td> <td>• 54"–59¹⁵/₁₆" Dia.</td> </tr> <tr> <td>• 60" Dia.</td> <td>• 60" Dia.</td> </tr> </table>	Modular	Parametric	• 42" Dia.	• 42"–47 ¹⁵ / ₁₆ " Dia.	• 48" Dia.	• 48"–53 ¹⁵ / ₁₆ " Dia.	• 54" Dia.	• 54"–59 ¹⁵ / ₁₆ " Dia.	• 60" Dia.	• 60" Dia.	Prices at right Prices at right Prices at right Prices at right	Specify diameter. Specify diameter. Specify diameter. Specify diameter.
Modular	Parametric												
• 42" Dia.	• 42"–47 ¹⁵ / ₁₆ " Dia.												
• 48" Dia.	• 48"–53 ¹⁵ / ₁₆ " Dia.												
• 54" Dia.	• 54"–59 ¹⁵ / ₁₆ " Dia.												
• 60" Dia.	• 60" Dia.												
Edge Profile, 3 mm Plastic or Wood Veneer	<ul style="list-style-type: none"> • 3 mm plastic edge • 3 mm wood edge 	No cost No cost	Specify with <i>3 mm plastic edge</i> . Specify with <i>3 mm wood edge</i> .										
Edge Profile, Slice Plastic or Wood Veneer	<table border="0"> <tr> <td style="vertical-align: top;">Modular</td> <td style="vertical-align: top;">Parametric</td> </tr> <tr> <td>• 42" Dia.</td> <td>• 42"–47¹⁵/₁₆" Dia.</td> </tr> <tr> <td>• 48" Dia.</td> <td>• 48"–53¹⁵/₁₆" Dia.</td> </tr> <tr> <td>• 54" Dia.</td> <td>• 54"–59¹⁵/₁₆" Dia.</td> </tr> <tr> <td>• 60" Dia.</td> <td>• 60" Dia.</td> </tr> </table>	Modular	Parametric	• 42" Dia.	• 42"–47 ¹⁵ / ₁₆ " Dia.	• 48" Dia.	• 48"–53 ¹⁵ / ₁₆ " Dia.	• 54" Dia.	• 54"–59 ¹⁵ / ₁₆ " Dia.	• 60" Dia.	• 60" Dia.	+\$358 +\$392 +\$429 +\$500	Specify with <i>slice plastic or wood edge</i> . Specify with <i>slice plastic or wood edge</i> . Specify with <i>slice plastic or wood edge</i> . Specify with <i>slice plastic or wood edge</i> .
Modular	Parametric												
• 42" Dia.	• 42"–47 ¹⁵ / ₁₆ " Dia.												
• 48" Dia.	• 48"–53 ¹⁵ / ₁₆ " Dia.												
• 54" Dia.	• 54"–59 ¹⁵ / ₁₆ " Dia.												
• 60" Dia.	• 60" Dia.												
Edge Profile, Drop Wood Edge	<table border="0"> <tr> <td style="vertical-align: top;">Modular</td> <td style="vertical-align: top;">Parametric</td> </tr> <tr> <td>• 42" Dia.</td> <td>• 42"–47¹⁵/₁₆" Dia.</td> </tr> <tr> <td>• 48" Dia.</td> <td>• 48"–53¹⁵/₁₆" Dia.</td> </tr> <tr> <td>• 54" Dia.</td> <td>• 54"–59¹⁵/₁₆" Dia.</td> </tr> <tr> <td>• 60" Dia.</td> <td>• 60" Dia.</td> </tr> </table>	Modular	Parametric	• 42" Dia.	• 42"–47 ¹⁵ / ₁₆ " Dia.	• 48" Dia.	• 48"–53 ¹⁵ / ₁₆ " Dia.	• 54" Dia.	• 54"–59 ¹⁵ / ₁₆ " Dia.	• 60" Dia.	• 60" Dia.	+\$573 +\$608 +\$644 +\$716	Specify with <i>drop wood edge</i> . Specify with <i>drop wood edge</i> . Specify with <i>drop wood edge</i> . Specify with <i>drop wood edge</i> .
Modular	Parametric												
• 42" Dia.	• 42"–47 ¹⁵ / ₁₆ " Dia.												
• 48" Dia.	• 48"–53 ¹⁵ / ₁₆ " Dia.												
• 54" Dia.	• 54"–59 ¹⁵ / ₁₆ " Dia.												
• 60" Dia.	• 60" Dia.												



3 mm Edge, Plastic or Wood Veneer



Slice Edge, Plastic or Wood Veneer



Drop Edge, Solid Wood

Tip: Wood edge finish will match top finish.

For laminate group 2 and 3 pricing, please refer to the electronic catalog or SmartTools.

For Canadian Pricing
Multiply U.S. Price by the Canadian price factor.
▶ See page 1 for details.

	Options	U.S. Price	Required to Specify
Surface Materials	<ul style="list-style-type: none"> • High-Pressure Laminate top • High-Pressure Laminate price group 2 • High-Pressure Laminate price group 3 • Open Line laminate (OLL) 	See information at left See information at left +\$111 plus cost of laminate	Specify High-Pressure Laminate color number. Specify High-Pressure Laminate color number. ▶ See <i>Surface Materials Reference Manual</i> .
	<ul style="list-style-type: none"> • Composite veneer top • Composite veneer group 1 • Composite veneer group 2 	Prices at right Prices at right	Specify composite veneer color number. Specify composite veneer color number.
	<ul style="list-style-type: none"> • Wood top • Wood group 1 • Wood group 2 • Wood group 3 • Customiz stain 	Prices at right Prices at right Prices at right No cost	Specify wood color number. Specify wood color number. Specify wood color number. Specify with <i>Customiz stain</i> .
	<ul style="list-style-type: none"> • Full-fill finish on wood group 1 	Prices at right	▶ See <i>Surface Materials Reference Manual</i> . Specify full-fill finish number.

▶ Options, continued on next page

► Options, continued from previous page

Options		U.S. Price	Required to Specify	
Surface Materials, continued	Paint price group 2 for X-legs			
	Modular	Parametric		
	• 42" Dia.	• 42"–47 ¹⁵ / ₁₆ " Dia.	+\$193	Specify paint color number.
	• 48" Dia.	• 48"–53 ¹⁵ / ₁₆ " Dia.	+\$208	Specify paint color number.
	• 54" Dia.	• 54"–59 ¹⁵ / ₁₆ " Dia.	+\$222	Specify paint color number.
	• 60" Dia.	• 60" Dia.	+\$235	Specify paint color number.
	Paint price group 3 for X-legs			
	Modular	Parametric		
	• 42" Dia.	• 42"–47 ¹⁵ / ₁₆ " Dia.	+\$222	Specify paint color number.
	• 48" Dia.	• 48"–53 ¹⁵ / ₁₆ " Dia.	+\$235	Specify paint color number.
	• 54" Dia.	• 54"–59 ¹⁵ / ₁₆ " Dia.	+\$251	Specify paint color number.
	• 60" Dia.	• 60" Dia.	+\$265	Specify paint color number.
	CC grommet finish			
	• Paint price group 1	No cost		Specify paint color number.
	• Paint price group 2	+\$ 20		Specify paint color number.
• Paint price group 3	+\$ 30		Specify paint color number.	
CC grommet lid finish				
• Paint price group 1	No cost		Specify paint color number.	
• Paint price group 2	+\$ 9		Specify paint color number.	
• Paint price group 3	+\$ 24		Specify paint color number.	
Grain Direction	• Long grain	No cost	Specify <i>with long grain</i> .	
	• No grain direction	No cost	Specify <i>with no grain direction</i> .	
	• Short grain	No cost	Specify <i>with short grain</i> .	
Grommet(s)	• No grommet	No cost	Specify <i>with no grommet</i> .	
	• CC grommet			
	– One CC grommet	+\$214	Specify <i>with one CC grommet</i> .	
	– Two CC grommets	+\$428	Specify <i>with two CC grommets</i> .	
Surface Power	Available on tables with CC grommet(s) only			
	• Three power	+\$193	Specify <i>with three power</i> .	
	• Two power, two USB type A	+\$358	Specify <i>with two power, two USB type A</i> .	
	• One USB type C, two power	+\$500	Specify <i>with one USB type C, two power</i> .	
	• One USB type C, two USB type A, one power	+\$573	Specify <i>with one USB type C, two USB type A, one power</i> .	
Infeed	• Plug	No cost	Specify <i>with plug</i> .	
	• Hardwire	+\$ 42	Specify <i>with hardwire</i> .	
Hardwire Conduit Length	• 72"L	No cost	Specify <i>with 72"L</i> .	
	• 144"L	+\$109	Specify <i>with 144"L</i> .	

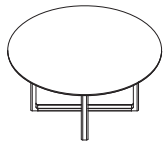
Tip: When Open Line laminate top surface is selected, grain direction defaults to vertical.

► See Grommet Availability Matrix, page 390.

Verlay

Specification Information

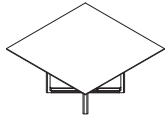
Style Number	Dimensions		U.S. Base Prices (with X-Leg)			Options (Add \$ to Base Price)			
	Modular Width	Parametric Width	Laminate Price Group 1 Top	Composite Veneer Group 1 Top	Wood Group 1 Top	Composite Veneer Top	Wood Top	Wood Top	Full-Fill Finish on Wood
						Composite Veneer Group 2	Wood Group 2	Wood Group 3	Group 1



VLYRML	42"	42"–47 ¹⁵ / ₁₆ "	\$6112	\$6218	\$6228	+\$101	+\$112	+\$387	+\$39
	48"	48"–53 ¹⁵ / ₁₆ "	\$6403	\$6543	\$6557	+\$101	+\$112	+\$387	+\$39
	54"	54"–59 ¹⁵ / ₁₆ "	\$6777	\$6951	\$6969	+\$180	+\$198	+\$697	+\$73
	60"	60"	\$7093	\$7302	\$7323	+\$180	+\$198	+\$697	+\$73

Seated-Height Square Tables

With Metal Legs



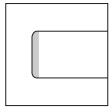
► Need help? Product details, page 380

- Top: High-Pressure Laminate price group 1 with 3 mm plastic edge
- Long grain direction
- Straight shape type
- Metal X-legs: paint price group 1
- Leg insert: furniture linoleum, Forbo

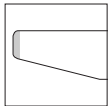
Required to Specify

- 1 Style number
 - 2 Size option (see below under Required Selections)
 - 3 Width (see below under Required Selections)
 - 4 Corner shape (see below under Required Selections)
 - 5 Edge profile (see below under Required Selections)
 - 6 Laminate color number for top, if selected
 - 7 Plastic color number for 3 mm plastic edge, if selected
 - 8 Paint color number for metal legs
 - 9 Furniture linoleum color number for leg insert
 - 10 Options, if selected (see below)
- See *Surface Materials*, page 442.

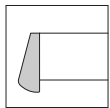
Tip: Rounded and square corner shapes are only available on tables with straight shape type, not softened shape type.



3 mm Edge, Plastic or Wood Veneer



Slice Edge, Plastic or Wood Veneer



Drop Edge, Solid Wood

Tip: Wood edge finish will match top finish.

Tip: Solid drop wood edge not available on softened shapes.

For laminate group 2 and 3 pricing, please refer to the electronic catalog or SmartTools.

Standard Includes		Required to Specify
► Need help? Product details, page 380	<ul style="list-style-type: none"> • Top: High-Pressure Laminate price group 1 with 3 mm plastic edge • Long grain direction • Straight shape type • Metal X-legs: paint price group 1 • Leg insert: furniture linoleum, Forbo 	<ol style="list-style-type: none"> 1 Style number 2 Size option (see below under Required Selections) 3 Width (see below under Required Selections) 4 Corner shape (see below under Required Selections) 5 Edge profile (see below under Required Selections) 6 Laminate color number for top, if selected 7 Plastic color number for 3 mm plastic edge, if selected 8 Paint color number for metal legs 9 Furniture linoleum color number for leg insert 10 Options, if selected (see below) <p>► See <i>Surface Materials</i>, page 442.</p>

Options	U.S. Price	Required to Specify															
Size Option	<ul style="list-style-type: none"> • Modular No cost • Parametric No cost 	Specify with modular. Specify with parametric.															
Width	<table border="1"> <thead> <tr> <th>Modular</th> <th>Parametric</th> <th>U.S. Price</th> </tr> </thead> <tbody> <tr> <td>• 42"W</td> <td>• 42"-47¹⁵/₁₆"W</td> <td>Prices at right</td> </tr> <tr> <td>• 48"W</td> <td>• 48"-53¹⁵/₁₆"W</td> <td>Prices at right</td> </tr> <tr> <td>• 54"W</td> <td>• 54"-59¹⁵/₁₆"W</td> <td>Prices at right</td> </tr> <tr> <td>• 60"W</td> <td>• 60"W</td> <td>Prices at right</td> </tr> </tbody> </table>	Modular	Parametric	U.S. Price	• 42"W	• 42"-47 ¹⁵ / ₁₆ "W	Prices at right	• 48"W	• 48"-53 ¹⁵ / ₁₆ "W	Prices at right	• 54"W	• 54"-59 ¹⁵ / ₁₆ "W	Prices at right	• 60"W	• 60"W	Prices at right	Specify width. Specify width. Specify width. Specify width.
Modular	Parametric	U.S. Price															
• 42"W	• 42"-47 ¹⁵ / ₁₆ "W	Prices at right															
• 48"W	• 48"-53 ¹⁵ / ₁₆ "W	Prices at right															
• 54"W	• 54"-59 ¹⁵ / ₁₆ "W	Prices at right															
• 60"W	• 60"W	Prices at right															
Corner Shape	<ul style="list-style-type: none"> • Rounded No cost • Square No cost 	Specify with rounded corners. Specify with square corners.															
Edge Profile, 3 mm Plastic or Wood Veneer	<ul style="list-style-type: none"> • 3 mm plastic edge No cost • 3 mm wood edge No cost 	Specify with 3 mm plastic edge. Specify with 3 mm wood edge.															
Edge Profile, Slice Plastic or Wood Veneer	<table border="1"> <thead> <tr> <th>Modular</th> <th>Parametric</th> <th>U.S. Price</th> </tr> </thead> <tbody> <tr> <td>• 42" W</td> <td>• 42"-47¹⁵/₁₆"W</td> <td>+\$358</td> </tr> <tr> <td>• 48"W</td> <td>• 48"-53¹⁵/₁₆"W</td> <td>+\$392</td> </tr> <tr> <td>• 54"W</td> <td>• 54"-59¹⁵/₁₆"W</td> <td>+\$429</td> </tr> <tr> <td>• 60"W</td> <td>• 60"W</td> <td>+\$500</td> </tr> </tbody> </table>	Modular	Parametric	U.S. Price	• 42" W	• 42"-47 ¹⁵ / ₁₆ "W	+\$358	• 48"W	• 48"-53 ¹⁵ / ₁₆ "W	+\$392	• 54"W	• 54"-59 ¹⁵ / ₁₆ "W	+\$429	• 60"W	• 60"W	+\$500	Specify with slice plastic or wood edge. Specify with slice plastic or wood edge. Specify with slice plastic or wood edge. Specify with slice plastic or wood edge.
Modular	Parametric	U.S. Price															
• 42" W	• 42"-47 ¹⁵ / ₁₆ "W	+\$358															
• 48"W	• 48"-53 ¹⁵ / ₁₆ "W	+\$392															
• 54"W	• 54"-59 ¹⁵ / ₁₆ "W	+\$429															
• 60"W	• 60"W	+\$500															
Edge Profile, Drop Wood Edge	<table border="1"> <thead> <tr> <th>Modular</th> <th>Parametric</th> <th>U.S. Price</th> </tr> </thead> <tbody> <tr> <td>• 42"W</td> <td>• 42"-47¹⁵/₁₆"W</td> <td>+\$573</td> </tr> <tr> <td>• 48"W</td> <td>• 48"-53¹⁵/₁₆"W</td> <td>+\$608</td> </tr> <tr> <td>• 54"W</td> <td>• 54"-59¹⁵/₁₆"W</td> <td>+\$644</td> </tr> <tr> <td>• 60"W</td> <td>• 60"W</td> <td>+\$716</td> </tr> </tbody> </table>	Modular	Parametric	U.S. Price	• 42"W	• 42"-47 ¹⁵ / ₁₆ "W	+\$573	• 48"W	• 48"-53 ¹⁵ / ₁₆ "W	+\$608	• 54"W	• 54"-59 ¹⁵ / ₁₆ "W	+\$644	• 60"W	• 60"W	+\$716	Specify with drop wood edge. Specify with drop wood edge. Specify with drop wood edge. Specify with drop wood edge.
Modular	Parametric	U.S. Price															
• 42"W	• 42"-47 ¹⁵ / ₁₆ "W	+\$573															
• 48"W	• 48"-53 ¹⁵ / ₁₆ "W	+\$608															
• 54"W	• 54"-59 ¹⁵ / ₁₆ "W	+\$644															
• 60"W	• 60"W	+\$716															

Options	U.S. Price	Required to Specify
Surface Materials	<p>High-Pressure Laminate top</p> <ul style="list-style-type: none"> • High-Pressure Laminate price group 2 See information at left • High-Pressure Laminate price group 3 See information at left • Open Line laminate (OLL) +\$111 plus cost of laminate <p>Composite veneer top</p> <ul style="list-style-type: none"> • Composite veneer group 1 Prices at right • Composite veneer group 2 Prices at right 	Specify High-Pressure Laminate color number. Specify High-Pressure Laminate color number. ► See <i>Surface Materials Reference Manual</i> . Specify composite veneer color number. Specify composite veneer color number.

► Options, continued on next page

► Options, continued from previous page

	Options	U.S. Price	Required to Specify
Surface Materials	Wood top		
	<ul style="list-style-type: none"> • Wood group 1 • Wood group 2 • Wood group 3 • Customiz stain 	<ul style="list-style-type: none"> Prices at right Prices at right Prices at right No cost 	<ul style="list-style-type: none"> Specify wood color number. Specify wood color number. Specify wood color number. Specify with <i>Customiz stain</i>.
	• Full-fill finish on wood group 1	Prices at right	► See <i>Surface Materials Reference Manual</i> . Specify full-fill finish number.
	Paint price group 2 for X-legs		
	Modular	Parametric	
	• 42"W	• 42"–47 ¹⁵ / ₁₆ "W	+\$193
	• 48"W	• 48"–53 ¹⁵ / ₁₆ "W	+\$208
	• 54"W	• 54"–59 ¹⁵ / ₁₆ "W	+\$222
	• 60"W	• 60"W	+\$235
	Paint price group 3 for X-legs		
	Modular	Parametric	
	• 42"W	• 42"–47 ¹⁵ / ₁₆ "W	+\$222
	• 48"W	• 48"–53 ¹⁵ / ₁₆ "W	+\$235
	• 54"W	• 54"–59 ¹⁵ / ₁₆ "W	+\$251
	• 60"W	• 60"W	+\$265
	CC grommet finish		
	• Paint price group 1	No cost	Specify paint color number.
	• Paint price group 2	+\$ 20	Specify paint color number.
	• Paint price group 3	+\$ 30	Specify paint color number.
	CC grommet lid finish		
	• Paint price group 1	No cost	Specify paint color number.
	• Paint price group 2	+\$ 9	Specify paint color number.
	• Paint price group 3	+\$ 24	Specify paint color number.
Shape Type, Softened	Modular	Parametric	
	• 42"W	• 42"–47 ¹⁵ / ₁₆ "W	+\$417
	• 48"W	• 48"–53 ¹⁵ / ₁₆ "W	+\$521
	• 54"W	• 54"–59 ¹⁵ / ₁₆ "W	+\$591
	• 60"W	• 60"W	+\$665
Grain Direction	• Long grain	No cost	Specify with <i>long grain</i> .
	• No grain direction	No cost	Specify with <i>no grain direction</i> .
	• Short grain	No cost	Specify with <i>short grain</i> .
Grommet	• No grommet	No cost	Specify with <i>no grommet</i> .
	• CC grommet		
	– One CC grommet	+\$214	Specify with <i>one CC grommet</i> .
	– Two CC grommets	+\$428	Specify with <i>two CC grommets</i> .
Surface Power	Available on tables with CC grommet(s) only		
	• Three power	+\$193	Specify with <i>three power</i> .
	• Two power, two USB type A	+\$358	Specify with <i>two power, two USB type A</i> .
	• One USB type C, two power	+\$500	Specify with <i>one USB type C, two power</i> .
	• One USB type C, two USB type A, one power	+\$573	Specify with <i>one USB type C, two USB type A, one power</i> .
Infeed	• Plug	No cost	Specify with <i>plug</i> .
	• Hardwire	+\$ 42	Specify with <i>hardwire</i> .
Hardwire Conduit Length	• 72"L	No cost	Specify with <i>72"L</i> .
	• 144"L	+\$109	Specify with <i>144"L</i> .

Tip: When Open Line laminate top surface is selected, grain direction defaults to vertical.

► See *Grommet Availability Matrix*, page 390.

► Specification Information, on next page

**For Canadian Pricing**

Multiply U.S. Price by the Canadian price factor.

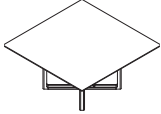
► See page 1 for details.

Seated-Height Square Tables, With Metal Legs, continued

► Options, on previous page

Specification Information

• Style Number	• Dimensions		• U.S. Base Prices (with X-Leg)			• Options (Add \$ to Base Price)			
	• Modular Width	• Parametric Width	• Laminate Price Group 1 Top	• Composite Veneer Group 1 Top	• Wood Group 1 Top	• Composite Veneer Top	• Wood Top		
							• Wood	• Wood	• Full-Fill
							• Composite		• Finish
							• Veneer	• Wood	• on Wood
							• Group 2	• Group 2	• Group 3
								• Group 3	• Group 1



Style Number	Modular Width	Parametric Width	Laminate Price Group 1 Top	Composite Veneer Group 1 Top	Wood Group 1 Top	Composite Veneer Top	Wood Top (Group 2)	Wood Top (Group 3)	Options
VLYSQML	42"	42"-47 ¹⁵ / ₁₆ "	\$6112	\$6218	\$6228	+\$101	+\$112	+\$387	+\$39
	48"	48"-53 ¹⁵ / ₁₆ "	\$6403	\$6543	\$6557	+\$101	+\$112	+\$387	+\$39
	54"	54"-59 ¹⁵ / ₁₆ "	\$6777	\$6951	\$6969	+\$180	+\$198	+\$697	+\$73
	60"	60"	\$7093	\$7302	\$7323	+\$180	+\$198	+\$697	+\$73



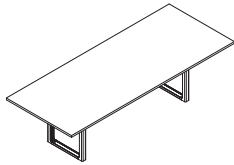
For Canadian Pricing

Multiply U.S. Price by the Canadian price factor.

► See page 1 for details.

Seated-Height Rectangle Tables

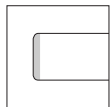
With Metal Legs



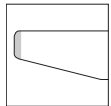
Seated-height rectangle table with U-legs shown.

Standard Includes	Required to Specify
<ul style="list-style-type: none"> ▶ Need help? Product details, page 380 • Worksurface: High-Pressure Laminate price group 1 with 3 mm plastic edge • Long grain direction • Straight shape type • Metal legs: paint price group 1 • Leg insert: furniture linoleum, Forbo 	<ol style="list-style-type: none"> 1 Style number 2 Size option (see below under Required Selections) 3 Depth (see below under Required Selections) 4 Width (see below under Required Selections) 5 Corner shape (see below under Required Selections) 6 Edge profile (see below under Required Selections) 7 Leg type (see below under Required Selections) 8 Laminate color number for top, if selected 9 Plastic color number for 3 mm plastic edge, if selected 10 Paint color number for metal legs 11 Furniture linoleum color number for leg insert 12 Options, if selected (see below) <p>▶ See <i>Surface Materials</i>, page 442.</p>

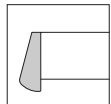
Tip: Rounded and square corner shapes are only available on tables with straight shape type, not softened shape type.



3 mm Edge, Plastic or Wood Veneer



Slice Edge, Plastic or Wood Veneer



Drop Edge, Solid Wood

Tip: Wood edge finish will match top finish.

Tip: Solid drop wood edge not available on softened shapes.

Size Option	Required Selections	U.S. Price	Required to Specify																						
	<ul style="list-style-type: none"> • Modular • Parametric 	No cost No cost	Specify with <i>modular</i> . Specify with <i>parametric</i> .																						
Depth	<table border="1"> <thead> <tr> <th style="background-color: #212121; color: white;">Modular</th> <th style="background-color: #212121; color: white;">Parametric</th> </tr> </thead> <tbody> <tr> <td>• 42"D</td> <td>• 42"–47¹⁵/₁₆"D</td> </tr> <tr> <td>• 48"D</td> <td>• 48"–53¹⁵/₁₆"D</td> </tr> <tr> <td>• 54"D</td> <td>• 54"–59¹⁵/₁₆"D</td> </tr> <tr> <td>• 60"D</td> <td>• 60"D</td> </tr> </tbody> </table>	Modular	Parametric	• 42"D	• 42"–47 ¹⁵ / ₁₆ "D	• 48"D	• 48"–53 ¹⁵ / ₁₆ "D	• 54"D	• 54"–59 ¹⁵ / ₁₆ "D	• 60"D	• 60"D	Prices at right Prices at right Prices at right Prices at right	Specify depth. Specify depth. Specify depth. Specify depth.												
Modular	Parametric																								
• 42"D	• 42"–47 ¹⁵ / ₁₆ "D																								
• 48"D	• 48"–53 ¹⁵ / ₁₆ "D																								
• 54"D	• 54"–59 ¹⁵ / ₁₆ "D																								
• 60"D	• 60"D																								
Width	<table border="1"> <thead> <tr> <th style="background-color: #212121; color: white;">Modular</th> <th style="background-color: #212121; color: white;">Parametric</th> </tr> </thead> <tbody> <tr> <td>• 66"W</td> <td>• 66"–71¹⁵/₁₆"W</td> </tr> <tr> <td>• 72"W</td> <td>• 72"–83¹⁵/₁₆"W</td> </tr> <tr> <td>• 84"W</td> <td>• 84"–95¹⁵/₁₆"W</td> </tr> <tr> <td>• 96"W</td> <td>• 96"–107¹⁵/₁₆"W</td> </tr> <tr> <td>• 108"W</td> <td>• 108"–119¹⁵/₁₆"W</td> </tr> <tr> <td>• 120"W</td> <td>• 120"–143¹⁵/₁₆"W</td> </tr> <tr> <td>• 144"W</td> <td>• 144"–167¹⁵/₁₆"W</td> </tr> <tr> <td>• 168"W</td> <td>• 168"–191¹⁵/₁₆"W</td> </tr> <tr> <td>• 192"W</td> <td>• 192"–215¹⁵/₁₆"W</td> </tr> <tr> <td>• 216"W</td> <td>• 216"W</td> </tr> </tbody> </table>	Modular	Parametric	• 66"W	• 66"–71 ¹⁵ / ₁₆ "W	• 72"W	• 72"–83 ¹⁵ / ₁₆ "W	• 84"W	• 84"–95 ¹⁵ / ₁₆ "W	• 96"W	• 96"–107 ¹⁵ / ₁₆ "W	• 108"W	• 108"–119 ¹⁵ / ₁₆ "W	• 120"W	• 120"–143 ¹⁵ / ₁₆ "W	• 144"W	• 144"–167 ¹⁵ / ₁₆ "W	• 168"W	• 168"–191 ¹⁵ / ₁₆ "W	• 192"W	• 192"–215 ¹⁵ / ₁₆ "W	• 216"W	• 216"W	Prices at right Prices at right Prices at right Prices at right Prices at right Prices at right Prices at right Prices at right Prices at right Prices at right	Specify width. Specify width. Specify width. Specify width. Specify width. Specify width. Specify width. Specify width. Specify width. Specify width.
Modular	Parametric																								
• 66"W	• 66"–71 ¹⁵ / ₁₆ "W																								
• 72"W	• 72"–83 ¹⁵ / ₁₆ "W																								
• 84"W	• 84"–95 ¹⁵ / ₁₆ "W																								
• 96"W	• 96"–107 ¹⁵ / ₁₆ "W																								
• 108"W	• 108"–119 ¹⁵ / ₁₆ "W																								
• 120"W	• 120"–143 ¹⁵ / ₁₆ "W																								
• 144"W	• 144"–167 ¹⁵ / ₁₆ "W																								
• 168"W	• 168"–191 ¹⁵ / ₁₆ "W																								
• 192"W	• 192"–215 ¹⁵ / ₁₆ "W																								
• 216"W	• 216"W																								
Corner Shape	<ul style="list-style-type: none"> • Rounded • Square 	No cost No cost	Specify with <i>rounded corners</i> . Specify with <i>square corners</i> .																						
Edge Profile, 3 mm Plastic or Wood Veneer	<ul style="list-style-type: none"> • 3 mm plastic edge • 3 mm wood edge 	No cost No cost	Specify with <i>3 mm plastic edge</i> . Specify with <i>3 mm wood edge</i> .																						
Edge Profile, Slice Plastic or Wood Veneer	<table border="1"> <thead> <tr> <th style="background-color: #212121; color: white;">Modular</th> <th style="background-color: #212121; color: white;">Parametric</th> </tr> </thead> <tbody> <tr> <td>• 42"D</td> <td>• 42"–47¹⁵/₁₆"D</td> </tr> <tr> <td>• 48"D</td> <td>• 48"–53¹⁵/₁₆"D</td> </tr> <tr> <td>• 54"D</td> <td>• 54"–59¹⁵/₁₆"D</td> </tr> <tr> <td>• 60"D</td> <td>• 60"D</td> </tr> </tbody> </table>	Modular	Parametric	• 42"D	• 42"–47 ¹⁵ / ₁₆ "D	• 48"D	• 48"–53 ¹⁵ / ₁₆ "D	• 54"D	• 54"–59 ¹⁵ / ₁₆ "D	• 60"D	• 60"D	Prices at right Prices at right Prices at right Prices at right	Specify with <i>slice plastic or wood edge</i> . Specify with <i>slice plastic or wood edge</i> . Specify with <i>slice plastic or wood edge</i> . Specify with <i>slice plastic or wood edge</i> .												
Modular	Parametric																								
• 42"D	• 42"–47 ¹⁵ / ₁₆ "D																								
• 48"D	• 48"–53 ¹⁵ / ₁₆ "D																								
• 54"D	• 54"–59 ¹⁵ / ₁₆ "D																								
• 60"D	• 60"D																								
Edge Profile, Drop Wood Edge	<table border="1"> <thead> <tr> <th style="background-color: #212121; color: white;">Modular</th> <th style="background-color: #212121; color: white;">Parametric</th> </tr> </thead> <tbody> <tr> <td>• 42"D</td> <td>• 42"–47¹⁵/₁₆"D</td> </tr> <tr> <td>• 48"D</td> <td>• 48"–53¹⁵/₁₆"D</td> </tr> <tr> <td>• 54"D</td> <td>• 54"–59¹⁵/₁₆"D</td> </tr> <tr> <td>• 60"D</td> <td>• 60"D</td> </tr> </tbody> </table>	Modular	Parametric	• 42"D	• 42"–47 ¹⁵ / ₁₆ "D	• 48"D	• 48"–53 ¹⁵ / ₁₆ "D	• 54"D	• 54"–59 ¹⁵ / ₁₆ "D	• 60"D	• 60"D	Prices at right Prices at right Prices at right Prices at right	Specify with <i>drop wood edge</i> . Specify with <i>drop wood edge</i> . Specify with <i>drop wood edge</i> . Specify with <i>drop wood edge</i> .												
Modular	Parametric																								
• 42"D	• 42"–47 ¹⁵ / ₁₆ "D																								
• 48"D	• 48"–53 ¹⁵ / ₁₆ "D																								
• 54"D	• 54"–59 ¹⁵ / ₁₆ "D																								
• 60"D	• 60"D																								
Leg Type	<table border="1"> <thead> <tr> <th style="background-color: #212121; color: white;">U-leg</th> <th style="background-color: #212121; color: white;">Modular</th> <th style="background-color: #212121; color: white;">Parametric</th> </tr> </thead> <tbody> <tr> <td>• 42"D</td> <td>• 42"–47¹⁵/₁₆"D</td> <td>• 42"–47¹⁵/₁₆"D</td> </tr> <tr> <td>• 48"D</td> <td>• 48"–53¹⁵/₁₆"D</td> <td>• 48"–53¹⁵/₁₆"D</td> </tr> <tr> <td>• 54"D</td> <td>• 54"–59¹⁵/₁₆"D</td> <td>• 54"–59¹⁵/₁₆"D</td> </tr> <tr> <td>• 60"D</td> <td>• 60"D</td> <td>• 60"D</td> </tr> </tbody> </table>	U-leg	Modular	Parametric	• 42"D	• 42"–47 ¹⁵ / ₁₆ "D	• 42"–47 ¹⁵ / ₁₆ "D	• 48"D	• 48"–53 ¹⁵ / ₁₆ "D	• 48"–53 ¹⁵ / ₁₆ "D	• 54"D	• 54"–59 ¹⁵ / ₁₆ "D	• 54"–59 ¹⁵ / ₁₆ "D	• 60"D	• 60"D	• 60"D	+\$ 214 per leg +\$ 251 per leg +\$ 358 per leg +\$ 429 per leg	Specify with <i>U-leg</i> . Specify with <i>U-leg</i> . Specify with <i>U-leg</i> . Specify with <i>U-leg</i> .							
U-leg	Modular	Parametric																							
• 42"D	• 42"–47 ¹⁵ / ₁₆ "D	• 42"–47 ¹⁵ / ₁₆ "D																							
• 48"D	• 48"–53 ¹⁵ / ₁₆ "D	• 48"–53 ¹⁵ / ₁₆ "D																							
• 54"D	• 54"–59 ¹⁵ / ₁₆ "D	• 54"–59 ¹⁵ / ₁₆ "D																							
• 60"D	• 60"D	• 60"D																							

▶ Required Selections, continued on next page

► Required Selections, continued from previous page

	Required Selections	U.S. Price	Required to Specify	
Leg Type	Trestle leg (42"D–48"D only)			
	Modular	Parametric		
	• 96"W	• 96"–107 ¹⁵ / ₁₆ "W	+\$ 716	Specify with trestle leg.
	• 108"W	• 108"–119 ¹⁵ / ₁₆ "W	+\$ 928	Specify with trestle leg.
	• 120"W	• 120"W	+\$1000	Specify with trestle leg.
	Split trestle leg (42"D–48"D only)			
	Modular	Parametric		
	• 120"W	• 120"–143 ¹⁵ / ₁₆ "W	+\$1074	Specify with split trestle leg.
	• 144"W	• 144"W	+\$1286	Specify with split trestle leg.

	Options	U.S. Price	Required to Specify	
Surface Materials	High-Pressure Laminate top			
	• High-Pressure Laminate price group 2	See information at left	Specify High-Pressure Laminate color number.	
	• High-Pressure Laminate price group 3	See information at left	Specify High-Pressure Laminate color number.	
	• Open Line laminate (OLL)	+\$111 plus cost of laminate	► See <i>Surface Materials Reference Manual</i> .	
	Composite veneer top			
	• Composite veneer group 1	Prices at right	Specify composite veneer color number.	
	• Composite veneer group 2	Prices at right	Specify composite veneer color number.	
	Wood top			
	• Wood group 1	Prices at right	Specify wood color number.	
	• Wood group 2	Prices at right	Specify wood color number.	
	• Wood group 3	Prices at right	Specify wood color number.	
	• Customiz stain	No cost	Specify with <i>Customiz stain</i> .	
	• Full-fill finish on wood group 1	Prices at right	► See <i>Surface Materials Reference Manual</i> . Specify full-fill finish number.	
	Paint price group 2 for U-leg			
	Modular	Parametric		
	• 42"D	• 42"–47 ¹⁵ / ₁₆ "D	+\$ 78 per leg	Specify paint color number.
	• 48"D	• 48"–53 ¹⁵ / ₁₆ "D	+\$114 per leg	Specify paint color number.
	• 54"D	• 54"–59 ¹⁵ / ₁₆ "D	+\$149 per leg	Specify paint color number.
	• 60"D	• 60"D	+\$186 per leg	Specify paint color number.
	Paint price group 2 for trestle leg (42"D–48"D only)			
	Modular	Parametric		
	• 96"W	• 96"–107 ¹⁵ / ₁₆ "W	+\$375	Specify paint color number.
	• 108"W	• 108"–119 ¹⁵ / ₁₆ "W	+\$411	Specify paint color number.
	• 120"W	• 120"W	+\$449	Specify paint color number.
	Paint price group 2 for split trestle leg (42"D–48"D only)			
	Modular	Parametric		
	• 120"W	• 120"–143 ¹⁵ / ₁₆ "W	+\$411	Specify paint color number.
	• 144"W	• 144"W	+\$523	Specify paint color number.
	Paint price group 3 for U-leg			
	Modular	Parametric		
	• 42"D	• 42"–47 ¹⁵ / ₁₆ "D	+\$114	Specify paint color number.
	• 48"D	• 48"–53 ¹⁵ / ₁₆ "D	+\$149	Specify paint color number.
	• 54"D	• 54"–59 ¹⁵ / ₁₆ "D	+\$186	Specify paint color number.
	• 60"D	• 60"D	+\$224	Specify paint color number.
	Paint price group 3 for trestle leg (42"D–48"D only)			
	Modular	Parametric		
	• 96"W	• 96"–107 ¹⁵ / ₁₆ "W	+\$523	Specify paint color number.
	• 108"W	• 108"–119 ¹⁵ / ₁₆ "W	+\$560	Specify paint color number.
	• 120"W	• 120"W	+\$601	Specify paint color number.

► Options, continued on next page

For laminate group 2 and 3 pricing, please refer to the electronic catalog or SmartTools.

**For Canadian Pricing**

Multiply U.S. Price by the Canadian price factor.

► See page 1 for details.

Seated-Height Rectangle Tables, with Metal Legs, continued

► Options, continued from previous page

	Options	U.S. Price	Required to Specify	
Surface Materials, continued	Paint price group 3 for split trestle leg (42"D-48"D only)			
	Modular	Parametric		
	• 120"W	• 120"-143 ¹⁵ / ₁₆ "W	+\$ 560	Specify paint color number.
	• 144"W	• 144"W	+\$ 673	Specify paint color number.
	CC grommet finish			
	• Paint price group 1	No cost	Specify paint color number.	
	• Paint price group 2	+\$ 20	Specify paint color number.	
	• Paint price group 3	+\$ 30	Specify paint color number.	
	CC grommet lid finish			
	• Paint price group 1	No cost	Specify paint color number.	
• Paint price group 2	+\$ 9	Specify paint color number.		
• Paint price group 3	+\$ 24	Specify paint color number.		
Shape Type, Softened	Trestle leg (42"D-48"D only)			
	Modular	Parametric		
	• 96"W	• 96"-107 ¹⁵ / ₁₆ "W	+\$ 786	Specify with softened shape type.
	• 108"W	• 108"-119 ¹⁵ / ₁₆ "W	+\$ 928	Specify with softened shape type.
	• 120"W	• 120"W	+\$1074	Specify with softened shape type.
	Split trestle leg (42"D-48"D only)			
	Modular	Parametric		
	• 120"W	• 120"-143 ¹⁵ / ₁₆ "W	+\$1074	Specify with softened shape type.
	• 144"W	• 144"W	+\$1286	Specify with softened shape type.
	Grain Direction	• Long grain	No cost	Specify with long grain.
• No grain direction		No cost	Specify with no grain direction.	
• Short grain		No cost	Specify with short grain.	
Grommet	• No grommet	No cost	Specify with no grommet.	
	• CC grommet			
	– One CC grommet	+\$ 214	Specify with one CC grommet.	
	– Two CC grommets	+\$ 428	Specify with two CC grommets.	
	– Three CC grommets	+\$ 642	Specify with three CC grommets.	
	– Four CC grommets	+\$ 856	Specify with four CC grommets.	
	– Six CC grommets	+\$1284	Specify with six CC grommets.	
	– Eight CC grommets	+\$1712	Specify with eight CC grommets.	
	• Long grommet			
	– One long grommet	+\$ 286	Specify with one long grommet.	
	– Two long grommets	+\$ 572	Specify with two long grommets.	
	– Three long grommets	+\$ 858	Specify with three long grommets.	
– Four long grommets	+\$1144	Specify with four long grommets.		
Surface Power	Available on tables with CC grommet(s) only			
	• Three power	+\$ 193	Specify with three power.	
	• Two power, two USB type A	+\$ 358	Specify with two power, two USB type A.	
	• One USB type C, two power	+\$ 500	Specify with one USB type C, two power.	
	• One USB type C, two USB type A, one power	+\$ 573	Specify with one USB type C, two USB type A, one power.	
Infeed	• Plug	No cost	Specify with plug.	
	• Hardwire	+\$ 42	Specify with hardwire.	
Hardwire Conduit Length	• 72"L	No cost	Specify with 72"L.	
	• 144"L	+\$ 109	Specify with 144"L.	

Tip: Softened shape type is only available on trestle leg and split trestle leg. U-leg is not available in softened shape type.

Tip: When Open Line laminate top surface is selected, grain direction defaults to vertical.

► See Grommet Availability Matrix, page 390.



For Canadian Pricing

Multiply U.S. Price by the Canadian price factor.

► See page 1 for details.

Slice Wood Edge Upcharges

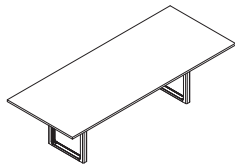
Depth	Width												
	Modular	Parametric	Modular	66"	72"	84"	96"	108"	120"	144"	168"	192"	216"
			Parametric	66"-71 ¹⁵ / ₁₆ "	72"-83 ¹⁵ / ₁₆ "	84"-95 ¹⁵ / ₁₆ "	96"-107 ¹⁵ / ₁₆ "	108"-119 ¹⁵ / ₁₆ "	120"-143 ¹⁵ / ₁₆ "	144"-167 ¹⁵ / ₁₆ "	168"-191 ¹⁵ / ₁₆ "	192"-215 ¹⁵ / ₁₆ "	216"
42"	42"-47 ¹⁵ / ₁₆ "			+\$449	+\$500	+\$535	+\$573	+\$608	+\$644	+\$678	+\$ 716	+\$ 751	+\$ 786
48"	48"-53 ¹⁵ / ₁₆ "			+\$449	+\$500	+\$535	+\$573	+\$608	+\$644	+\$678	+\$ 716	+\$ 751	+\$ 786
54"	54"-59 ¹⁵ / ₁₆ "			+\$535	+\$573	+\$608	+\$644	+\$678	+\$716	+\$751	+\$ 786	+\$ 823	+\$ 859
60"	60"			+\$608	+\$644	+\$678	+\$716	+\$751	+\$786	+\$823	+\$ 859	+\$ 894	+\$ 928

Drop Wood Edge Upcharges

42"	42"-47 ¹⁵ / ₁₆ "			+\$678	+\$716	+\$751	+\$786	+\$823	+\$859	+\$894	+\$ 928	+\$ 966	+\$1000
48"	48"-53 ¹⁵ / ₁₆ "			+\$678	+\$716	+\$751	+\$786	+\$823	+\$859	+\$894	+\$ 928	+\$ 966	+\$1000
54"	54"-59 ¹⁵ / ₁₆ "			+\$716	+\$751	+\$786	+\$823	+\$859	+\$894	+\$928	+\$ 966	+\$1000	+\$1037
60"	60"			+\$751	+\$786	+\$823	+\$859	+\$894	+\$928	+\$966	+\$1000	+\$1037	+\$1074

Specification Information

Style Number	Dimensions		U.S. Base Prices				Options				
	Depth	Width	Laminate Price Group 1 Top	Composite Veneer Group 1 Top	Wood Group 1 Top	(Add \$ to Base Price)					
	Modular Depth	Parametric Depth	Modular Width	Parametric Width				Composite Veneer Group 2	Wood Top Group 2	Wood Top Group 3	Full-Fill Finish on Wood Group 1



Style Number	Depth	Width	Modular Width	Parametric Width	Laminate Price Group 1 Top	Composite Veneer Group 1 Top	Wood Group 1 Top	Composite Veneer Group 2	Wood Top Group 2	Wood Top Group 3	Full-Fill Finish on Wood Group 1
VLYRECML	42"	42"-47 ¹⁵ / ₁₆ "	66"	66"-71 ¹⁵ / ₁₆ "	\$6906	\$7200	\$7230	+\$153	+\$169	+\$ 676	+\$114
			72"	72"-83 ¹⁵ / ₁₆ "	\$7047	\$7347	\$7376	+\$174	+\$192	+\$ 704	+\$114
			84"	84"-95 ¹⁵ / ₁₆ "	\$7262	\$7577	\$7609	+\$204	+\$224	+\$ 785	+\$114
			96"	96"-107 ¹⁵ / ₁₆ "	\$7477	\$7826	\$7861	+\$233	+\$256	+\$ 863	+\$114
			108"	108"-119 ¹⁵ / ₁₆ "	\$7626	\$7983	\$8018	+\$245	+\$269	+\$ 907	+\$114
			120"	120"-143 ¹⁵ / ₁₆ "	\$7780	\$8142	\$8178	+\$256	+\$282	+\$ 953	+\$150
			144"	144"-167 ¹⁵ / ₁₆ "	\$7934	\$8304	\$8341	+\$269	+\$296	+\$1000	+\$150
			168"	168"-191 ¹⁵ / ₁₆ "	\$8093	\$8472	\$8510	+\$282	+\$310	+\$1051	+\$150
			192"	192"-215 ¹⁵ / ₁₆ "	\$8254	\$8639	\$8678	+\$296	+\$326	+\$1102	+\$150
			216"	216"	\$8422	\$8817	\$8856	+\$312	+\$344	+\$1157	+\$150

► Specification Information, continued on next page



For Canadian Pricing

Multiply U.S. Price by the Canadian price factor.

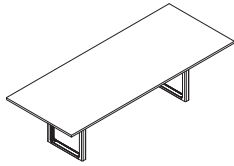
► See page 1 for details.

Seated-Height Rectangle Tables, with Metal Legs, continued

► Specification Information, continued from previous page

Specification Information

• Style Number	• Dimensions		• U.S. Base Prices			• Options			
	Depth	Width	Laminate Price Group 1 Top	Composite Veneer Group 1 Top	Wood Group 1 Top	(Add \$ to Base Price)			
	Modular Depth	Parametric Depth	Modular Width	Parametric Width		Composite Veneer Group 2	Wood Top		Full-Fill Finish on Wood Group 1
						Wood Group 2	Wood Group 3		



VLYRECML	48"	48"-53 ¹⁵ / ₁₆ "	66"	66"-71 ¹⁵ / ₁₆ "	\$ 7536	\$ 7830	\$ 7860	+\$153	+\$169	+\$ 676	+\$114
			72"	72"-83 ¹⁵ / ₁₆ "	\$ 7692	\$ 7992	\$ 8021	+\$174	+\$192	+\$ 704	+\$114
			84"	84"-95 ¹⁵ / ₁₆ "	\$ 7906	\$ 8255	\$ 8290	+\$204	+\$224	+\$ 785	+\$114
			96"	96"-107 ¹⁵ / ₁₆ "	\$ 8120	\$ 8503	\$ 8541	+\$233	+\$256	+\$ 863	+\$114
			108"	108"-119 ¹⁵ / ₁₆ "	\$ 8322	\$ 8717	\$ 8756	+\$245	+\$269	+\$ 907	+\$114
			120"	120"-143 ¹⁵ / ₁₆ "	\$ 8530	\$ 8933	\$ 8973	+\$256	+\$282	+\$ 953	+\$150
			144"	144"-167 ¹⁵ / ₁₆ "	\$ 8745	\$ 9159	\$ 9200	+\$269	+\$296	+\$1000	+\$150
			168"	168"-191 ¹⁵ / ₁₆ "	\$ 8962	\$ 9386	\$ 9428	+\$282	+\$310	+\$1051	+\$150
			192"	192"-215 ¹⁵ / ₁₆ "	\$ 9186	\$ 9621	\$ 9664	+\$296	+\$326	+\$1102	+\$150
			216"	216"	\$ 9418	\$ 9863	\$ 9908	+\$312	+\$344	+\$1157	+\$150
	54"	54"-59 ¹⁵ / ₁₆ "	66"	66"-71 ¹⁵ / ₁₆ "	\$ 9799	\$10,181	\$10,219	+\$184	+\$202	+\$ 811	+\$180
			72"	72"-83 ¹⁵ / ₁₆ "	\$ 9998	\$10,388	\$10,427	+\$209	+\$230	+\$ 845	+\$180
			84"	84"-95 ¹⁵ / ₁₆ "	\$10,201	\$10,599	\$10,639	+\$219	+\$242	+\$ 886	+\$180
			96"	96"-107 ¹⁵ / ₁₆ "	\$10,400	\$10,806	\$10,847	+\$230	+\$253	+\$ 931	+\$180
			108"	108"-119 ¹⁵ / ₁₆ "	\$10,610	\$11,025	\$11,066	+\$245	+\$269	+\$ 979	+\$180
			120"	120"-143 ¹⁵ / ₁₆ "	\$10,822	\$11,245	\$11,287	+\$256	+\$282	+\$1028	+\$180
			144"	144"-167 ¹⁵ / ₁₆ "	\$11,040	\$11,470	\$11,514	+\$267	+\$293	+\$1078	+\$215
			168"	168"-191 ¹⁵ / ₁₆ "	\$11,260	\$11,699	\$11,743	+\$280	+\$308	+\$1133	+\$215
			192"	192"-215 ¹⁵ / ₁₆ "	\$11,486	\$11,934	\$11,980	+\$294	+\$324	+\$1190	+\$215
			216"	216"	\$11,714	\$12,171	\$12,216	+\$309	+\$340	+\$1250	+\$215

► Specification Information, continued on next page



For Canadian Pricing

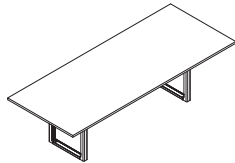
Multiply U.S. Price by the Canadian price factor.

► See page 1 for details.

► Specification Information, continued from previous page

Specification Information

• Style Number	• Dimensions				• U.S. Base Prices			• Options			
	Depth		Width		Laminate Price Group 1 Top	Composite Veneer Group 1 Top	Wood Group 1 Top	(Add \$ to Base Price)			
	Modular Depth	Parametric Depth	Modular Width	Parametric Width				Composite Veneer Top	Wood Top		Full-Fill Finish on Wood Group 1
								Group 2	Wood Group 2	Wood Group 3	

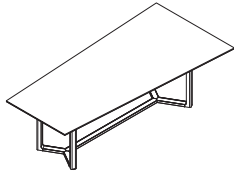


Style Number	Depth	Width	Laminate Price Group 1 Top	Composite Veneer Group 1 Top	Wood Group 1 Top	Composite Veneer Top	Wood Top	Full-Fill Finish on Wood Group 1		
VLYRECML	60"	66"	66"–71 ¹⁵ / ₁₆ "	\$13,717	\$14,252	\$14,306	+\$184	+\$202	+\$ 811	+\$251
		72"	72"–83 ¹⁵ / ₁₆ "	\$13,999	\$14,544	\$14,599	+\$209	+\$230	+\$ 845	+\$251
		84"	84"–95 ¹⁵ / ₁₆ "	\$14,277	\$14,835	\$14,891	+\$219	+\$242	+\$ 886	+\$251
		96"	96"–107 ¹⁵ / ₁₆ "	\$14,563	\$15,131	\$15,188	+\$230	+\$253	+\$ 931	+\$251
		108"	108"–119 ¹⁵ / ₁₆ "	\$14,854	\$15,431	\$15,489	+\$245	+\$269	+\$ 979	+\$251
		120"	120"–143 ¹⁵ / ₁₆ "	\$15,152	\$15,744	\$15,803	+\$256	+\$282	+\$1028	+\$251
		144"	144"–167 ¹⁵ / ₁₆ "	\$15,456	\$16,058	\$16,119	+\$267	+\$293	+\$1078	+\$286
		168"	168"–191 ¹⁵ / ₁₆ "	\$15,764	\$16,380	\$16,441	+\$280	+\$308	+\$1133	+\$286
		192"	192"–215 ¹⁵ / ₁₆ "	\$16,079	\$16,706	\$16,768	+\$294	+\$324	+\$1190	+\$286
		216"	216"	\$16,400	\$17,038	\$17,103	+\$309	+\$340	+\$1250	+\$286

 **For Canadian Pricing**
Multiply U.S. Price by the Canadian price factor.
► See page 1 for details.

Seated-Height Sightline Tables

With Metal Asymmetric Trestle Leg

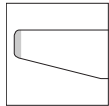


Standard Includes	Required to Specify
<ul style="list-style-type: none"> ▶ Need help? Product details, page 380 • 48"D top: High-Pressure Laminate price group 1 with 3 mm plastic edge • Long grain direction • Straight shape type • Metal asymmetric trestle legs: paint price group 1 • Leg insert: furniture linoleum, Forbo 	<ol style="list-style-type: none"> 1 Style number 2 Size option (see below under Required Selections) 3 Width (see below under Required Selections) 4 Edge profile (see below under Required Selections) 5 Laminate color number for top, if selected 6 Plastic color number for 3 mm plastic edge, if selected 7 Paint color number for metal legs 8 Furniture linoleum color number for leg insert 9 Options, if selected (see below) <p>▶ See <i>Surface Materials</i>, page 442.</p>

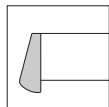
Required Selections	U.S. Price	Required to Specify		
Size Option <ul style="list-style-type: none"> • Modular • Parametric 	No cost No cost	Specify <i>with modular</i> . Specify <i>with parametric</i> .		
Width <table border="0"> <tr> <td style="vertical-align: top;"> Modular <ul style="list-style-type: none"> • 96"W • 108"W • 120"W </td> <td style="vertical-align: top;"> Parametric <ul style="list-style-type: none"> • 96"–107¹⁵/₁₆"W • 108"–119¹⁵/₁₆"W • 120"W </td> </tr> </table>	Modular <ul style="list-style-type: none"> • 96"W • 108"W • 120"W 	Parametric <ul style="list-style-type: none"> • 96"–107¹⁵/₁₆"W • 108"–119¹⁵/₁₆"W • 120"W 	Prices at right Prices at right Prices at right	Specify width. Specify width. Specify width.
Modular <ul style="list-style-type: none"> • 96"W • 108"W • 120"W 	Parametric <ul style="list-style-type: none"> • 96"–107¹⁵/₁₆"W • 108"–119¹⁵/₁₆"W • 120"W 			
Edge Profile, 3 mm Plastic or Wood Veneer <ul style="list-style-type: none"> • 3 mm plastic edge • 3 mm wood edge 	No cost No cost	Specify <i>with 3 mm plastic edge</i> . Specify <i>with 3 mm wood edge</i> .		
Edge Profile, Slice Plastic or Wood Veneer <table border="0"> <tr> <td style="vertical-align: top;"> Modular <ul style="list-style-type: none"> • 96"W • 108"W • 120"W </td> <td style="vertical-align: top;"> Parametric <ul style="list-style-type: none"> • 96"–107¹⁵/₁₆"W • 108"–119¹⁵/₁₆"W • 120"W </td> </tr> </table>	Modular <ul style="list-style-type: none"> • 96"W • 108"W • 120"W 	Parametric <ul style="list-style-type: none"> • 96"–107¹⁵/₁₆"W • 108"–119¹⁵/₁₆"W • 120"W 	+\$573 +\$644 +\$716	Specify <i>with slice plastic or wood edge</i> . Specify <i>with slice plastic or wood edge</i> . Specify <i>with slice plastic or wood edge</i> .
Modular <ul style="list-style-type: none"> • 96"W • 108"W • 120"W 	Parametric <ul style="list-style-type: none"> • 96"–107¹⁵/₁₆"W • 108"–119¹⁵/₁₆"W • 120"W 			
Edge Profile, Drop Wood Edge <table border="0"> <tr> <td style="vertical-align: top;"> Modular <ul style="list-style-type: none"> • 96"W • 108"W • 120"W </td> <td style="vertical-align: top;"> Parametric <ul style="list-style-type: none"> • 96"–107¹⁵/₁₆"W • 108"–119¹⁵/₁₆"W • 120"W </td> </tr> </table>	Modular <ul style="list-style-type: none"> • 96"W • 108"W • 120"W 	Parametric <ul style="list-style-type: none"> • 96"–107¹⁵/₁₆"W • 108"–119¹⁵/₁₆"W • 120"W 	+\$786 +\$859 +\$928	Specify <i>with drop wood edge</i> . Specify <i>with drop wood edge</i> . Specify <i>with drop wood edge</i> .
Modular <ul style="list-style-type: none"> • 96"W • 108"W • 120"W 	Parametric <ul style="list-style-type: none"> • 96"–107¹⁵/₁₆"W • 108"–119¹⁵/₁₆"W • 120"W 			



3 mm Edge, Plastic or Wood Veneer



Slice Edge, Plastic or Wood Veneer



Drop Edge, Solid Wood

Tip: Wood edge finish will match top finish.

Tip: Solid drop wood edge not available on softened shapes.

For laminate group 2 and 3 pricing, please refer to the electronic catalog or SmartTools.

Options	U.S. Price	Required to Specify
Surface Materials <ul style="list-style-type: none"> • High-Pressure Laminate price group 2 • High-Pressure Laminate price group 3 • Open Line laminate (OLL) 	See information at left See information at left +\$111 plus cost of laminate	Specify High-Pressure Laminate color number. Specify High-Pressure Laminate color number. ▶ See <i>Surface Materials Reference Manual</i> .
Composite veneer top <ul style="list-style-type: none"> • Composite veneer group 1 • Composite veneer group 2 	Prices at right Prices at right	Specify composite veneer color number. Specify composite veneer color number.
Wood top <ul style="list-style-type: none"> • Wood group 1 • Wood group 2 • Wood group 3 • Customiz stain 	Prices at right Prices at right Prices at right No cost	Specify wood color number. Specify wood color number. Specify wood color number. Specify <i>with Customiz stain</i> . ▶ See <i>Surface Materials Reference Manual</i> .
<ul style="list-style-type: none"> • Full-fill finish on wood group 1 	Prices at right	Specify full-fill finish number.

▶ Options, continued on next page



For Canadian Pricing
 Multiply U.S. Price by the Canadian price factor.
 ▶ See page 1 for details.

► Options, continued from previous page

Options	U.S. Price	Required to Specify
Surface Materials, continued	Paint price group 2 for asymmetric trestle legs	
Modular	Parametric	
• 96"W	• 96"–107 ¹⁵ / ₁₆ "W	+\$ 358
• 108"W	• 108"–119 ¹⁵ / ₁₆ "W	+\$ 392
• 120"W	• 120"W	+\$ 429
	Paint price group 3 for asymmetric trestle legs	
Modular	Parametric	
• 96"W	• 96"–107 ¹⁵ / ₁₆ "W	+\$ 500
• 108"W	• 108"–119 ¹⁵ / ₁₆ "W	+\$ 535
• 120"W	• 120"W	+\$ 573
	CC grommet finish	
• Paint price group 1	No cost	Specify paint color number.
• Paint price group 2	+\$ 20	Specify paint color number.
• Paint price group 3	+\$ 30	Specify paint color number.
	CC grommet lid finish	
• Paint price group 1	No cost	Specify paint color number.
• Paint price group 2	+\$ 9	Specify paint color number.
• Paint price group 3	+\$ 24	Specify paint color number.
Shape Type, Softened Shape	Modular	Parametric
	• 96"W	• 96"–107 ¹⁵ / ₁₆ "W
	• 108"W	• 108"–119 ¹⁵ / ₁₆ "W
	• 120"W	• 120"W
		+\$ 786
		+\$ 928
		+\$1074
Grain Direction	• Long grain	No cost
	• No grain direction	No cost
	• Short grain	No cost
Grommet	• No grommet	No cost
	• CC grommet	
	– One CC grommet	+\$ 214
	– Two CC grommets	+\$ 428
	– Three CC grommets	+\$ 642
	– Four CC grommets	+\$ 856
	• Long grommet	
	– One long grommet	+\$ 286
	– Two long grommets	+\$ 572
Surface Power	• Three power	+\$ 193
	• Two power, two USB type A	+\$ 358
	• One USB type C, two power	+\$ 500
	• One USB type C, two USB type A, one power	+\$ 573
Infeed	• Plug	No cost
	• Hardwire	+\$ 42
Hardwire Conduit Length	• 72"L	No cost
	• 144"L	+\$ 109

Tip: When Open Line laminate top surface is selected, grain direction defaults to vertical.

► See Grommet Availability Matrix, page 390.

► Specification Information, on next page

**For Canadian Pricing**

Multiply U.S. Price by the Canadian price factor.

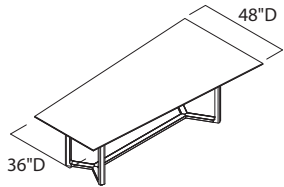
► See page 1 for details.

Seated-Height Sightline Tables, with Metal Asymmetric Trestle Legs, continued

► Options, on previous page

Specification Information

Style Number	Dimensions		U.S. Base Prices (with Asymmetric Trestle Legs)			Options (Add \$ to Base Price)			
	Depth	Width	Laminate Price Group 1 Top	Composite Veneer Group 1 Top	Wood Group 1 Top	Composite Veneer Top Group 2	Wood Top Group 2	Wood Group 3	Full-Fill Finish on Wood Group 1
		Modular Width					Wood Group 2	Wood Group 3	
		Parametric Width							



VLYSTLML	48"	96"	96"-107 ¹⁵ / ₁₆ "	\$8795	\$ 9282	\$ 9331	+\$279	+\$306	+\$874	+\$114
		108"	108"-119 ¹⁵ / ₁₆ "	\$9208	\$ 9709	\$ 9760	+\$293	+\$323	+\$916	+\$114
		120"	120"	\$9487	\$10,000	\$10,051	+\$308	+\$339	+\$961	+\$150

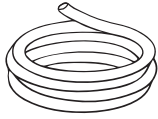


For Canadian Pricing

Multiply U.S. Price by the Canadian price factor.

► See page 1 for details.

Cord Management Cover



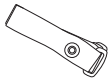
Standard Includes	Required to Specify
<ul style="list-style-type: none"> ▶ Need help? Product details, page 380 • Cord management cover 	<ul style="list-style-type: none"> 1 Style number 2 Length (see below under Required Selections)

Length	Required Selections	U.S. Price	Required to Specify
	<ul style="list-style-type: none"> • 72"L • 144"L 	<ul style="list-style-type: none"> Price below Price below 	<ul style="list-style-type: none"> Specify with 72"L. Specify with 144"L.

Specification Information		
Style Number	U.S. Prices	
	72"L	144"L
VLYCDM	\$51	\$109
.	.	.



Attachment Strip Package



Standard Includes	Required to Specify
<ul style="list-style-type: none"> ▶ Need help? Product details, page 380 • Attachment strip package 	<ul style="list-style-type: none"> Style number

Specification Information	
Style Number	U.S. Price
VLYSTR	\$36
.	.

For Canadian Pricing
 Multiply U.S. Price by the Canadian price factor.
 ▶ See page 1 for details.

Surface Materials

This listing includes all the surface material choices that are available for the products in this specification guide.

Resources

For more information about surface materials, refer to the following resources:

Additional surface materials specification tools are available to assist you in the specification process—the Surface Materials Binders.

The global surface materials palette is a core collection of finishes that is available across multiple geographies (Americas/EMEA – Europe, Middle East, and Africa/APAC – Asia Pacific) and on global product lines, where applicable. For a list of finishes included in the offering, see the *Surface Materials Reference Manual*. Additional details, like product approvals by geography and finish number conversions, can also be found in the *Surface Materials Reference Manual* or see steelcase.com/surface-materials.

Surface Materials Binders include:

- *Surface Materials Reference Manual*
- A complete set of swatch cards for hard surfaces, vertical surface fabrics, and seating upholstery

Wood

Steelcase carefully selects veneer and solid wood for consistent color and grain structure. Wood is a natural material and variations will occur in color, grain and texture. These variations are part of the inherent natural beauty of wood and are not considered defects.

Wood veneers and solid wood finishes will not be an exact match to woodgrain laminates. We highly recommend ordering physical samples to understand visual differences.

Forest Stewardship Council (FSC) certified wood (veneer and core) is available on most Steelcase wood products through the Specials RFQ process.

All wood products will darken with age and exposure to ultraviolet light. This is especially apparent with cherry and maple veneer. We recommend that desk accessories be rearranged periodically to ensure even aging of wood surfaces.

When storing your wood furniture, please follow the following guidelines:

- Do not store products in trailers
- Store products in areas that simulate office temperatures (60°F to 90°F)
- Store products in areas that maintain constant, office-like humidity levels
- Keep product away from light. Cover products to make sure they are not exposed to light.

ⓔ = Excluded

Steelcase Surfaces

Veneer

Veneers are matched for proper balance and consistency. Veneers are available or quarter cut, except for Oak, which is rift cut.

▶ Refer to the *Veneer Cut Guidelines* on page 446 for descriptions of each cut.

Open-pore finish is a medium gloss finish that leaves the wood grain texture visible to the eye and distinguishable to the touch.

Veneer

Wood Group 1

Flat-cut open-pore

- 3062 FC/OP Graphite Walnut
- 3402 FC/OP Clear Cherry (Aged)
- 3412 FC/OP Natural Cherry ⓔ
- 3422 FC/OP Medium Cherry
- 3522 FC/OP Clear Maple
- 3592 FC/OP Blonde on Maple ⓔ
- 3702 FC/OP Clear Walnut
- 3712 FC/OP Natural Walnut
- 3752 FC/OP Medium Walnut ⓔ
- 3762 FC/OP Dark Walnut
- 3772 FC/OP Medium Mahogany on Walnut

Flat-Cut Open-Pore, Natural Veneer

- 3342 FC/OP Black Walnut
- 35A2 FC/OP Blanch Maple
- 37A2 FC/OP Thunder Walnut

Quarter-Cut Open-Pore

- 3042 QC/OP Ash ⓔ
- 3222 QC/OP Clear Maple
- 3292 QC/OP Blonde on Maple ⓔ
- 3302 QC/OP Clear Walnut
- 3312 QC/OP Natural Walnut
- 3352 QC/OP Medium Walnut ⓔ
- 3362 QC/OP Dark Walnut
- 3372 QC/OP Medium Mahogany on Walnut
- 3382 QC/OP Graphite Walnut

Quarter-Cut Open-Pore, Natural Veneer

- 32A2 QC/OP Blanch Maple
- 33A2 QC/OP Thunder Walnut
- 3392 QC/OP Black Walnut

Rift-Cut Open-Pore

- 3602 RC/OP Desert Oak

Rift-Cut Full-Fill, Natural Veneer

- 36A2 RC/OP Volcanic Oak

Wood Group 3

Flat-Cut Open-Pore, Natural Veneer

- 3082 FC/OP Washed Walnut

Wood Group 1

Open-Pore Planked Veneer

- 3P41 OP Planked Cherry
- 3P51 OP Planked Maple
- 3P61 OP Planked Oak
- 3P71 OP Planked Walnut
- 3VFX OP Unmarked Oak

Tip: Known for its uniqueness, planked veneer has intentional and natural variations that include, but are not limited to: character marks, grain pattern, color, and natural color aging.

Full-Fill

Full-fill finish is a medium-gloss finish that completely fills the grain texture, yet allows the grain pattern to be seen. The wood has a lustrous, satiny look, and it is smooth to the touch. This finish is available on the wood worksurface or field-installed top only.

Wood Group 2

Flat-Cut Full-Fill

- 3064 FC/FF Graphite Walnut ⓔ
- 3404 FC/FF Clear Cherry (Aged) ⓔ
- 3414 FC/FF Natural Cherry ⓔ
- 3424 FC/FF Medium Cherry ⓔ
- 3524 FC/FF Clear Maple ⓔ
- 3544 FC/FF Blonde on Maple ⓔ
- 3704 FC/FF Clear Walnut ⓔ
- 3714 FC/FF Natural Walnut ⓔ
- 3754 FC/FF Medium Walnut ⓔ
- 3764 FC/FF Dark Walnut ⓔ
- 3774 FC/FF Medium Mahogany on Walnut ⓔ

Flat-Cut Full-Fill, Natural Veneer

- 3734 FC/FF Black Walnut ⓔ

Quarter-Cut Full-Fill

- 3224 QC/FF Clear Maple ⓔ
- 3294 QC/FF Blonde on Maple ⓔ
- 3304 QC/FF Clear Walnut ⓔ
- 3314 QC/FF Natural Walnut ⓔ
- 3354 QC/FF Medium Walnut ⓔ
- 3364 QC/FF Dark Walnut ⓔ
- 3374 QC/FF Medium Mahogany on Walnut ⓔ
- 3384 QC/FF Graphite Walnut ⓔ

Quarter-Cut Full-Fill, Natural Veneer

- 3394 QC/FF Black Walnut ⓔ

Rift-Cut Full-Fill

- 3604 RC/FF Desert Oak ⓔ

Wood Group 3

Flat-Cut Full-Fill, Natural Veneer

- 3084 FC/FF Washed Walnut ⓔ

Premium Veneers

A selection of Premium veneers in this collection are available on most Steelcase brand products. The collection will be available as close to standard leadtimes as possible. However, because adequate supplies of veneer and solids must be secured, all orders will be scheduled individually. Leadtimes will vary based on Premium veneer and Premium solids availability at the time the order is placed. The collection is available as Wood Group 3 as part of our Select Surface program, and supported like standard veneers to make ordering easy. Please see the Steelcase surface materials section on village.steelcase.com for sample information and product line availability. All premium veneers are in clear-coat.

Wood Group 3

Quarter-Cut Open-Pore

3832 QC/OP Figured Anegre

Select Surfaces

Composite Veneer

Composite veneers are an engineered wood intended to create specific grain patterns and characteristics. They are pre-stained and finished with Steelcase's Clarity water-borne UV topcoat, which protects the environment while providing durability and clarity. Only open-pore finishes are available on composite wood. Composite veneer and matching edge bands are available on most Steelcase brand products. Composites, for use as a solid nosing substitute, are not available. Steelcase does not recommend mixing composite veneers with natural solid nosings because composite and natural wood grain and color matching are rarely compatible. Composite veneers are available as Wood Group 1 pricing as part of our Select Surfaces program.

Composite Veneer Group 1

Composite Flat-Cut Open-Pore

3JDX FC/OP Oak Composite
3JJX FC/OP Walnut Composite
3LAX FC/OP Graphite on Oak Composite
3LCX FC/OP Medium Cherry on Cherry Composite

Composite Quarter-Cut Open-Pore

3F8X QC/OP European Walnut Composite
3GGX QC/OP Zebrano Composite
3HGX QC/OP Oak Composite
3HVX QC/OP Walnut Composite
3LBX QC/OP Clear Walnut on Walnut Composite
3LDX QC/OP Natural Walnut on Walnut Composite
3ZNX QC/OP Night Cerused Oak Composite

Composite Veneer Group 2

Composite Flat-Cut Open-Pore

3LHX FC/OP Espresso on Walnut Composite

Composite Quarter-Cut Open-Pore

3LEX QC/OP Desert Oak on Oak Composite
3LGX QC/OP Chai on Walnut Composite
3LJX QC/OP Ebony on Walnut Composite

Ⓔ = Excluded

Custom Surfaces

Customiz stain is a service that allows you to create your own stain colors and finishes on standard veneer. Customiz stain color is available on all product lines that offer wood veneer.

A \$500 stain-matching fee applies on CUSTOMIZ requests (Exception: The \$500 fee does not apply on matches to Coalesse standard finishes or for a low-gloss finish request on a standard color). The \$500 fee covers the cost of formulating the Customiz color finish and applies regardless of whether or not an order for product is placed.

In addition, an approval form must be signed to indicate customer acceptance of Customiz match. A \$1500 initiation fee will be charged prior to first order entry. This initiation fee activates the finish for unlimited use on any Steelcase product for an 18 month time period. After the 18 month time period has lapsed, the Customiz finish may be reactivated for another 18 months for a \$1000 fee at any point within five years after the \$1500 initiation fee was paid. If the finish is not reactivated within five years after the \$1500 initiation fee was paid, the finish will be culled and the customer will need to pay the \$1500 initiation fee again. All style number related Customiz charges products are no cost as of April 2014. The matching and initiation fees are not discountable.

Customiz stain takes 10 days to formulate. Consult the *Surface Materials Reference Manual* for more information. Custom veneers are also available and must be quoted by Steelcase specials group. Customiz stain on custom veneers takes 2 to 4 weeks to formulate.

Requirements and information on ordering a Customiz stain color are found in the *Surface Materials Reference Manual*.

Laminate

Steelcase Surfaces

High-Pressure Laminate

Price Group 1

Applies to:

- Verlay tables

Tip: Low-Pressure Laminates are not available for Verlay.

Fiber Laminate

2850 Vanadium Fiber
2854 Vellum Fiber Ⓔ
2860 Granite Fiber
2862 Stucco Fiber Ⓔ

Micro Laminate

2920 Marl Micro
2921 Gypsum Micro
2922 Clay Micro

Patina Laminate

2870 Blonde Bronze Patina
2873 Instant Iron Patina

Solid Laminate

2722 Cream Ⓔ
2730 Arctic White
2746 Black
2759 Warm White
2811 Mist Ⓔ
2883 Seagull
2884 Milk
2885 Dune
2HAA Persian Salt
2HAB Rose
2HAC Indigo
2HAD Green Citrine Ⓔ
2HAE Dark Olivine
2HAF Cloudy
2HMG Merle
2HWU Clay
2HWW Chalk

Speckle Laminate

2820 Coffee Speckle Ⓔ
2823 Driftwood Speckle
2824 Smoke Speckle
2825 Vanadium Speckle

Tip: Some wood veneer finishes and woodgrain laminates share the same name. Because of the difference in materials, veneers and laminates of the same name are not an exact match but do coordinate with each other.

Surface Materials, continued

Woodgrain Laminate

2406	Clear Cherry E
2409	Clear Maple
2410	Graphite Walnut*
2412	Natural Cherry
2422	Medium Cherry E
2511	Winter on Maple E
2535	Virginia Walnut
2536	Blackwood
2538	Clear Walnut
2592	Blonde on Maple E
2714	Natural Walnut E
2HAK	Clear Oak
2HAN	Ash Noce
2HAT	Acacia
2HAW	Ash Wenge
2HBN	Bisque Noce
2HBW	Bisque Wenge
2HCN	Clay Noce
2HCW	Clay Wenge
2HSN	Storm Noce
2HSW	Storm Wenge
2HWA	Grey Kingswood
2HWB	Planked Walnut
2HWD	Resolute Walnut
2HWE	Natural Recon
2HWF	Smoked Walnut E
2HZA	Waxed Maple
2HZB	Natural Ash
2HZC	Aged Ash
2HZD	Ashwood Oak
2HZE	Ashwood Beige
2HZF	White Washed Birchply

* When blending laminate and veneer on the same unit, the Graphite Walnut laminate is Quarter Cut and matches Quarter Cut Graphite Walnut veneer.

Price Group 2**Textured Laminate**

2TH2	Fawn Cypress
2TH4	Saddle Oak
2TH5	Veranda Teak
2TH7	Walnut Heights
2UH1	Reclaimed Aggregate
2UH2	Reclaimed Gravel
2UH4	Cement**
2UH6	Sheetrock

**2UH4 Cement has limited sizing availability, determined by product sizing and/or options. Rectangular tops with a width of 143" or greater and round tops with a diameter of 59" or greater are not available.

Price Group 3

Applies to:
• Verlay tables

Solid Laminate

24H1	Satin White
24H2	Satin Black
24H3	Satin Stone
24H4	Satin Mocha

E = Excluded

Custom Surfaces**Open Line Laminate (OLL)**

This service allows you to order non-standard laminate at an additional processing fee of \$111 U.S. per unit, plus the cost of the laminate.

High-Pressure Laminate pricing does not include premium or digitally printed patterns from any suppliers. Laminate cost may also vary for basic or standard laminates from other suppliers. Please contact the OLL consultant at 616.475.2426 for pricing. The cost of the laminate will be added to your invoice as a separate line on the acknowledgement.

When processing orders for Open Line laminate, specify 2900 in the laminate finish field and enter the OLL manufacturer information. Specify appropriate 2K finish number for the edge finish.

Laminate Approval and Material Requirements

To confirm whether a particular laminate has already been tested for use on a specific Steelcase product or to determine material square foot requirements:
• Visit www.steelcase.com

For additional information, refer to the *Steelcase Surface Materials Reference Manual*.

Paint**Steelcase Surfaces**

Applies to:
• Verlay tables

Price Group 1**Smooth Paint**

4238	Mocha
4239	Clay
4240	Chalk
4242	Milk
4710	Low Gloss Black
4843	Linen
4844	Glacier
4849	Vapor
4858	Seagull
4859	Silk
7190	Platinum Solid

Textured Paint

7207	Black
7225	Sand
7237	Slate
7238	Fieldstone
7241	Arctic White
7243	Seagull
7360	Merle

Price Group 2**Smooth Paint**

0835	Black
4700	Warm White

Smooth Metallic Paint

4140	Arctic White Glass
4750	Champagne Metallic
4798	Sterling Metallic E
4799	Platinum Metallic
4803	Near Black

Price Group 3

Applies to:
• Verlay tables

Accent Paint

1ATG	Rose Quartz
4AV3	Blue Jay
4AV4	Baltic
4AX1	Citron
4AY2	Chili
4AZ5	Marlin
4CL1	Dark Olivine
4CL2	Ice Blue
4CL3	Aura
4CL4	Sea Glass
4CL5	Light Matcha
4CL6	Terra
4CL7	Sandstone
4CL8	Smokey Plum
4CZ5	Honey
4CZ6	Lagoon
4CZ8	Light Peacock

Coatings

1ATT	Cast Shadow
------	-------------

Lux Coatings

4B20	Obsidian
4B22	Matte Brass
4B23	Burnished Bronze
4B24	Night Bronze
4B25	Matte Copper
4B26	Smoked Mica
4B29	Cast Iron

Custom Surfaces**Price Group 3****PerfectMatch**

PerfectMatch is a service that allows you to create your own paint color. Refer to the *Surface Materials Reference Manual* for more information about this program.

Plastic**Steelcase Surfaces**

Applies to:

• Verlay tables

6000	Black
6009	Arctic White
6034	Natural Cherry
6036	Medium Cherry
6037	Winter on Maple
6038	Blonde on Maple E
6041	Natural Walnut E
6052	Milk
6053	Seagull
61AA	Persian Salt
61AB	Rose
61AC	Indigo
61AD	Green Citrine E
61AE	Dark Olivine
61AF	Cloudy
6213	Acacia
6219	Clear Oak
6231	Graphite Walnut*
6237	Clear Maple*
6242	Virginia Walnut
6243	Blackwood
6245	Clear Walnut
6249	Platinum Solid
6271	Plywood
6527	Merle
6619	Ice E
6631	Cream E
6635	Dawn E
6636	Mist
6654	Sand
6655	Warm White
6695	Midnight
6697	Fog
6698	Fieldstone
66WA	Grey Kingswood
66WB	Planked Walnut
66WD	Resolute Walnut
66WE	Natural Recon
66WF	Smoked Walnut
66WU	Clay
66WV	Chalk
6703	Ash Wenge
6704	Storm Wenge
6705	Bisque Wenge
6706	Clay Wenge
6707	Ash Noce
6708	Bisque Noce
6709	Clay Noce
6710	Storm Noce
6T02	Fawn Cypress
6T04	Saddle Oak
6T05	Veranda Teak
6T07	Walnut Heights
6T08	Aggregate
6T09	Gravel
6T10	Cement
6T12	Sheetrock

* Not available on Low-Pressure Laminate

Plated Metal

Steelcase Surfaces

- 8042 Brushed Aluminum
- 8043 Anodized Aluminum
- 8046 Polished Aluminum
- 9201 Polished Chrome
- 9211 Nickel
- 9212 Silver
- 9214 Antique Pewter
- 9230 Antique Bronze
- 9250 Ember Chrome

Solid Surface

Steelcase Surfaces

- Applies to:
 - Technology cover
- 2868 Cameo White Low Gloss
- 2869 Nocturne Black Low Gloss

Furniture Linoleum

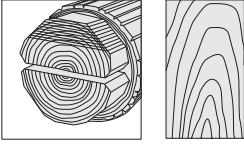
- Applies to:
 - Verlay metal leg insert

Forbo

- C001 Mushroom
- C002 Olive
- C005 Iron
- C006 Smokey Blue
- C014 Charcoal
- C015 Mauve

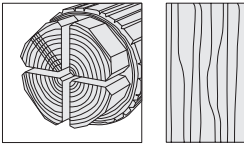
E = Excluded

Veneer Cut Guidelines



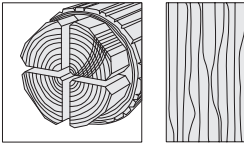
Flat Cut

Veneer is cut parallel to the flat side of the cant at a tangent to the growth rings of the tree. This produces a cathedral or oval pattern. On average, there is a 6-8" wide leaf width. On an 18" wide surface, there will likely be three leaves showing a repeated pattern.



Quarter Cut

Veneer is cut from quarter sections of the log which are produced by cutting each cant in half. Cutting lines are at an angle of approximately 90 degrees to the growth rings at the center of the quarter. This produces a straight grain or ribbon pattern. On average, leaves are 2½-4" wide.



Rift Cut

This veneer cut is specifically for oak. Cutting lines are an arc approximately perpendicular to the growth rings. This produces a comb-like straight grain or ribbon pattern. On average, leaves are 2½-4" wide.

Ocular Tables



Statement of Line **448**



Understanding Ocular Tables	450
Arc7	452
Coupe5	454
Coupe3	458
Sightline	462
Coupe Towers	470
Cable Pods	476

Ocular Tables



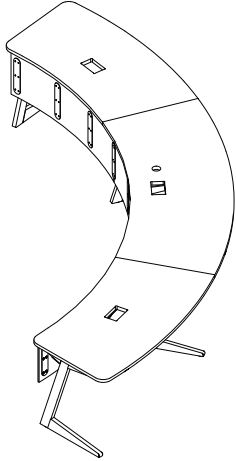
Specifying Ocular Tables	
Arc7	480
Coupe5	482
Coupe3	484
Sightline	486
Coupe Towers	492
Cable Pods	495



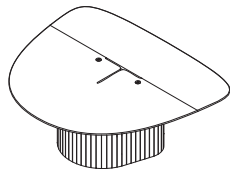
Surface Materials **496**

Statement of Line

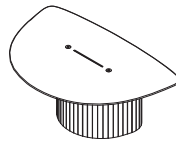
Ocular Tables



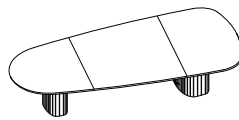
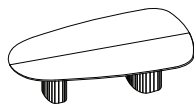
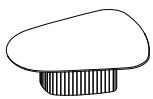
Arc7
 Understanding
 ▶ Page 452
 Specifying
 ▶ Page 480



Coupe5
 Understanding
 ▶ Page 454
 Specifying
 ▶ Page 482



Coupe3
 Understanding
 ▶ Page 458
 Specifying
 ▶ Page 484

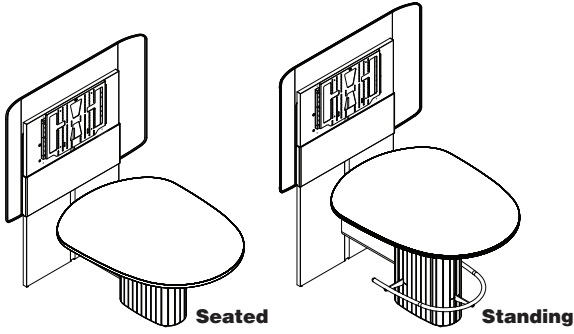


Understanding
 ▶ Page 462
 Specifying
 ▶ Page 486

Sightline

	91"D	120"D	156"D
66"W	●	●	
74"W			●

Ocular Tables, continued



Understanding
 ▶ Page 470
 Specifying
 ▶ Page 492

Coupe Towers

	48"W	60"W
61"D	●	
67"D		●



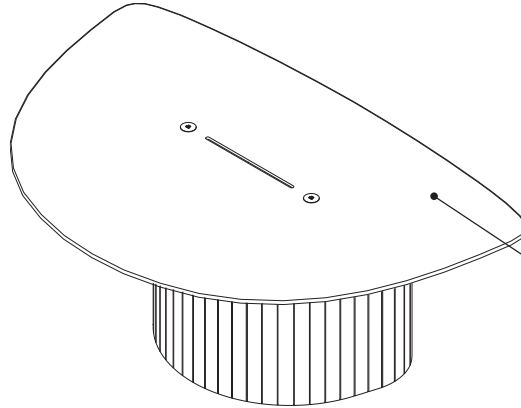
Cable Pod Pack
 Understanding
 ▶ Page 476
 Specifying
 ▶ Page 495

Ocular Tables

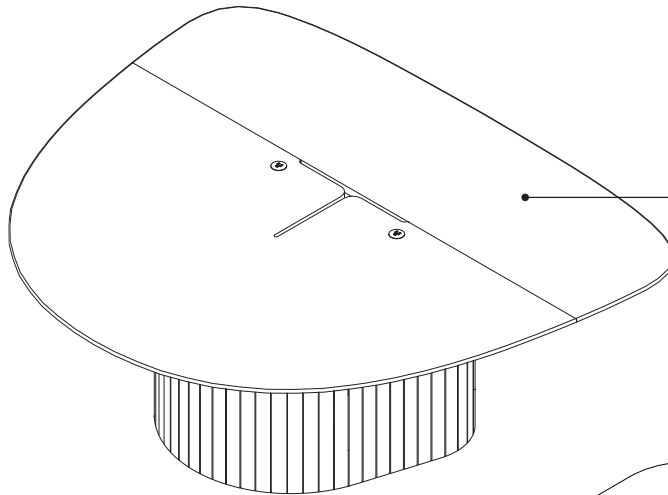
Ocular is a collection of tables designed to improve sightlines and create more equitable and engaging hybrid meeting experiences within the workplace.

Ocular's unique table shapes position users intentionally around the worksurface to ensure that each user has equal presence while on camera while also delivering more natural conversations with virtual meeting attendees.

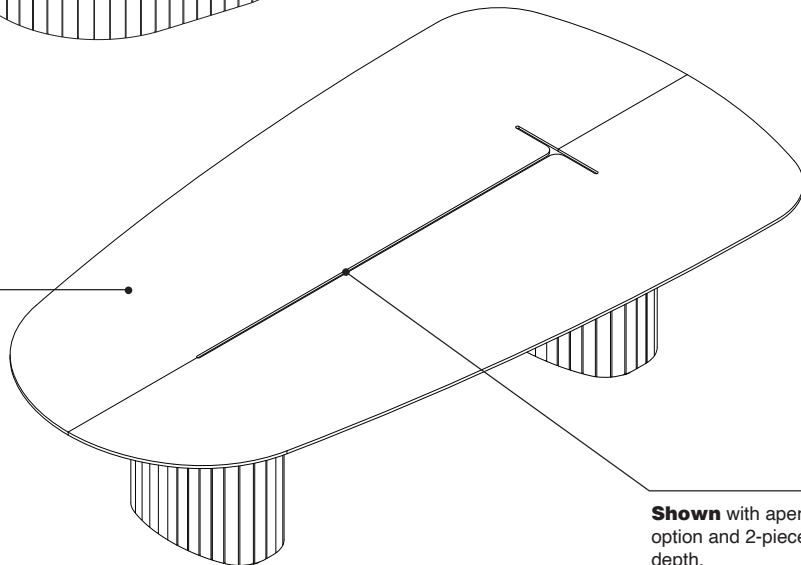
► Specifying, pages 452–462



Coupe3 has space for three seats and is 72" in width and 48" in depth.

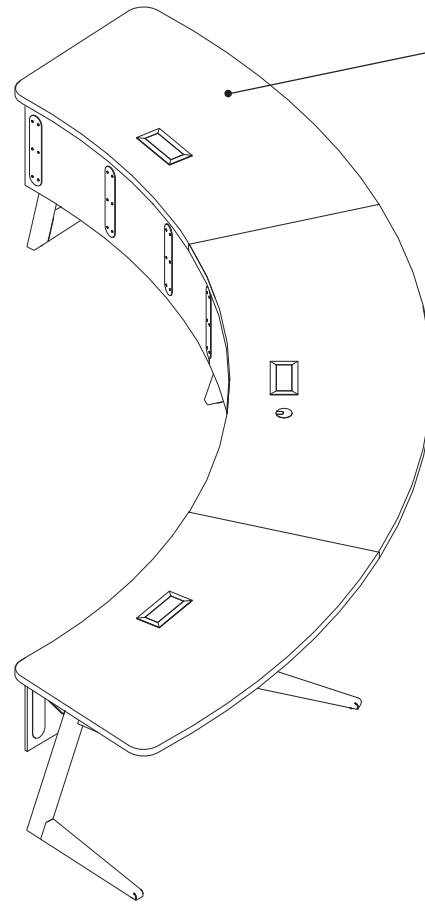


Coupe5 has space for five seats and is 82" in width and 70" in depth.

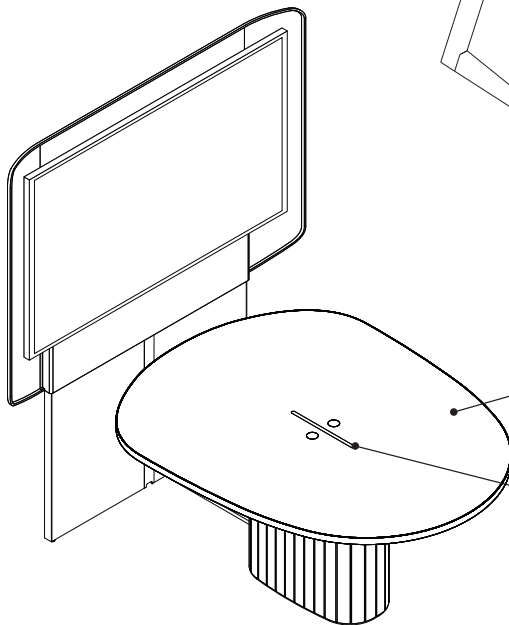


Shown with aperture cutout option and 2-piece 120" depth.

Sightline comes in sizes that support six (66" width and 91" in depth), eight (66" width and 120" in depth), or ten (74" width and 156" in depth) seats.



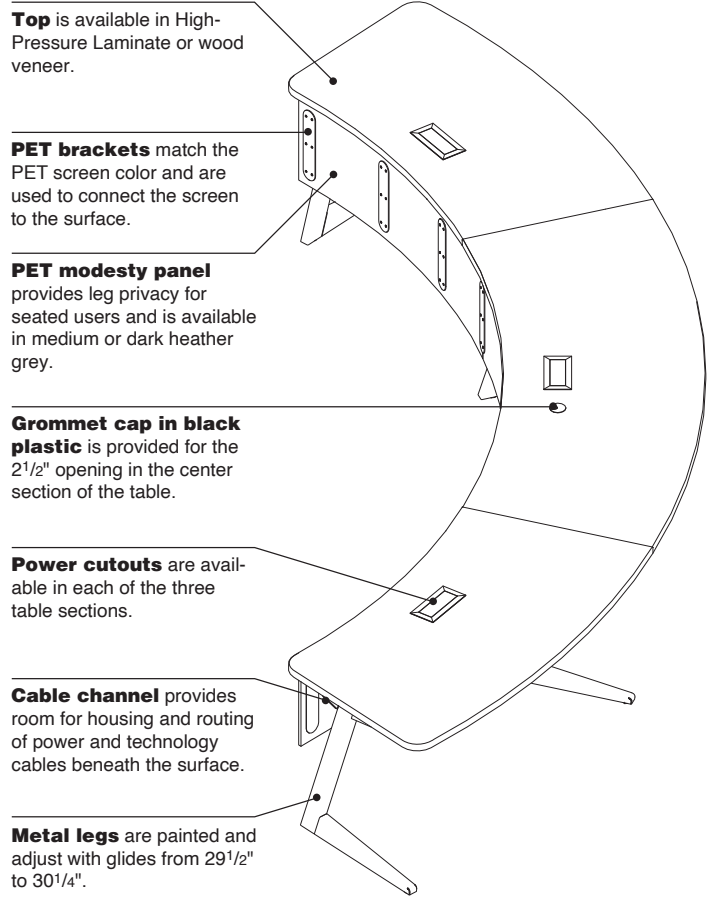
Arc7 has space for seven seats and is 189½" in width and 60½" in depth.



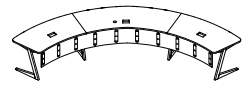
Coupe towers are available in both seated and standing heights. Each tower comes with two worksurface size options: 48" wide by 61" deep, or 60" wide by 67" deep. These configurations comfortably accommodate three to four users.

Shown with aperture and power module cutout option.

Arc7

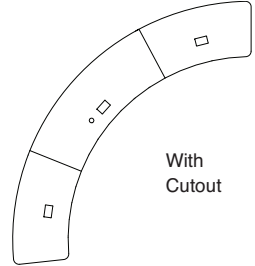


Product Details

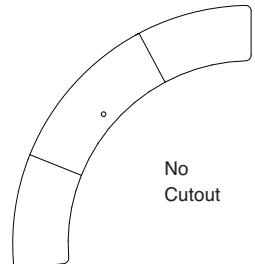


Arc7 is a curved table designed specifically for video centered meetings. All seats (up to seven) are placed on a single side of the table to provide a premier video meeting experience for both in-room and virtual participants.

Two table cut out types:



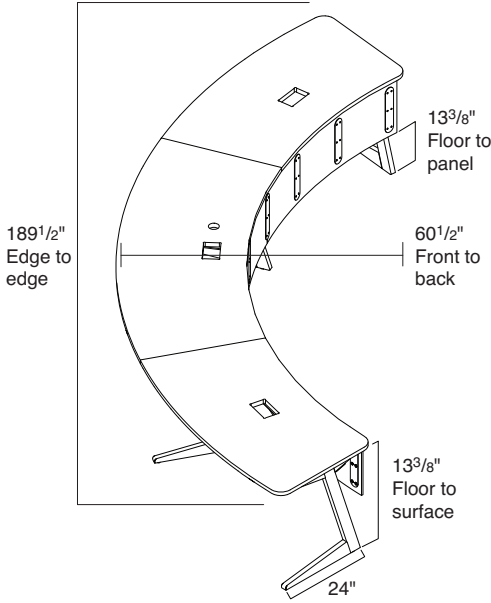
- With cutout includes three 6 1/2" x 4" cutouts for the three window pop-up power modules. A power module cutout is placed in each of the three sections of the table. A single 2 1/2" grommet hole is also included within the middle section of the table to accommodate for a room controller.



- No cutout provides a 2 1/2" grommet hole within the middle section of the table. Power module cutouts are not included within this configuration.



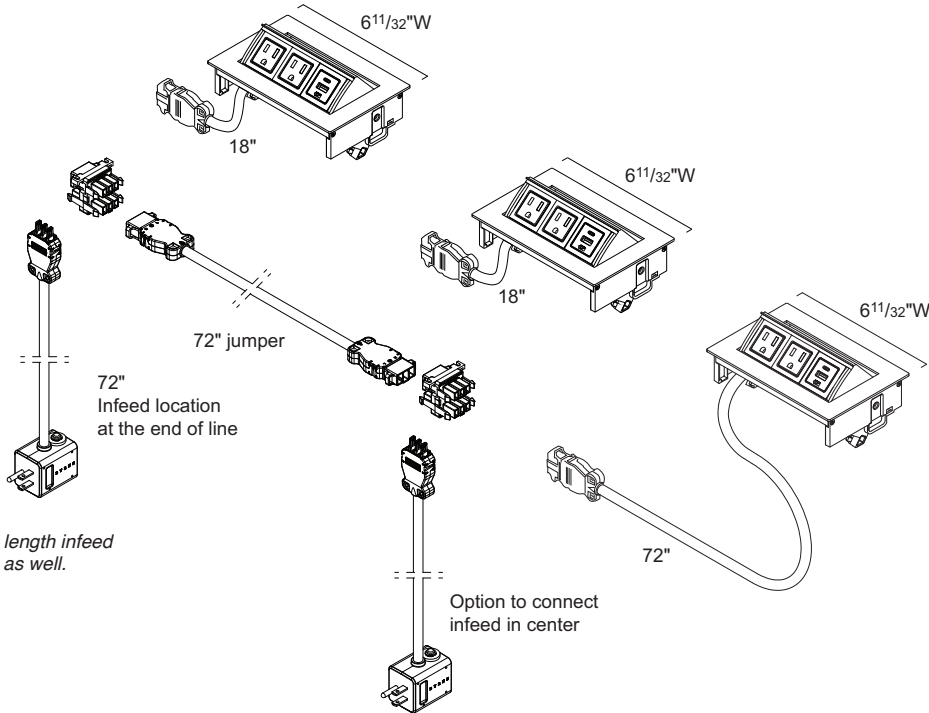
Surface edge is only available in straight 3 mm plastic or wood veneer.



Actual Dimensions

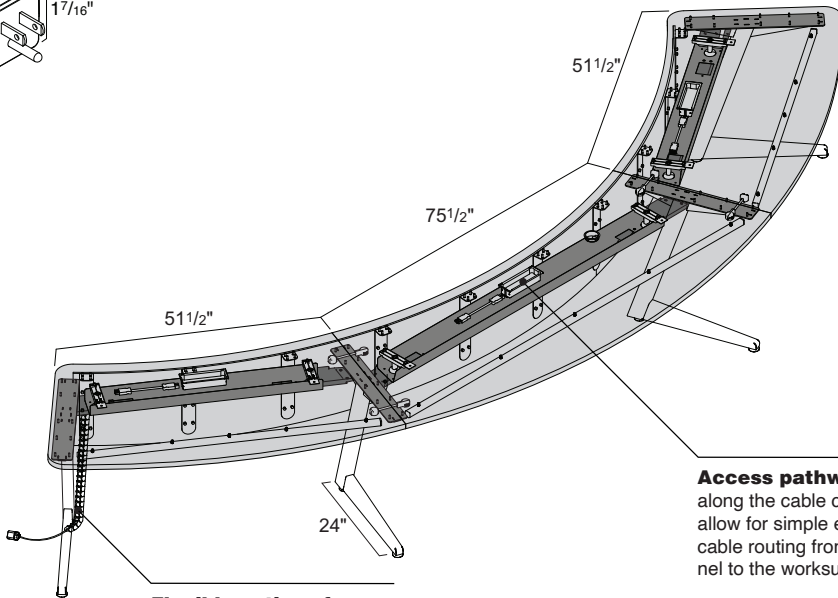
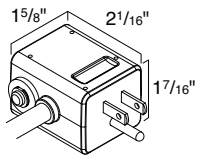
Width	189 1/2"
Height	29 1/2"
Depth	60 1/2"
Weight	326 pounds

Three Window Pop-Up Power



Tip: 120" length infeed available as well.

Overcurrent Protection (OCP) 90° Plug



Flexible options for covering and routing all power and data cables are available up the table legs.
 ▶ See *Height-Adjustable Desks Specification Guide*

Access pathways all along the cable channel allow for simple entry/exit cable routing from the channel to the worksurface.

Power

Power units are three window pop-up units with two 110V AC power receptacles and one combination 20W USB Type-A + Type-C.

The modular power configuration (illustrated) utilizes the Steelcase universal modular power infeeds, jumpers, and power distribution blocks.

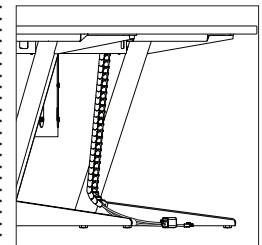
A hardwired power configuration (not shown) is available and instead includes 10' of cable directly attached to each pop-up power window, that must be hardwired into the building/structure power.

Cable channel with entry/exit passthroughs is beneath the surface for power devices and data cables making their way to the surface.

To ensure flexible access to power and data, it is important to plan infeed routing during installation. Please note that Arc7 table legs do not include factory cutouts for internal infeed routing.

For cable management, Steelcase cable managers (style numbers **OLCR** or **MIGCR**) with fence connections can be added to the Arc7 table, as shown in the illustration.

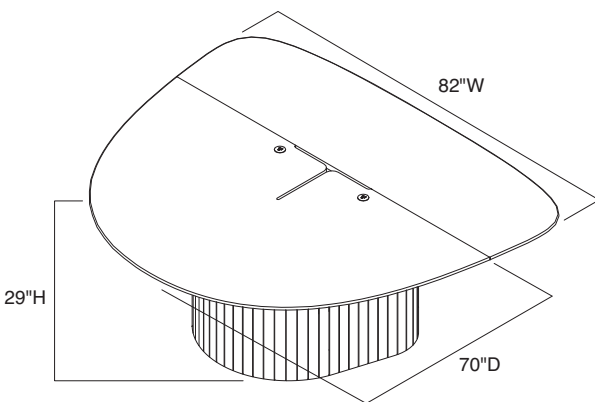
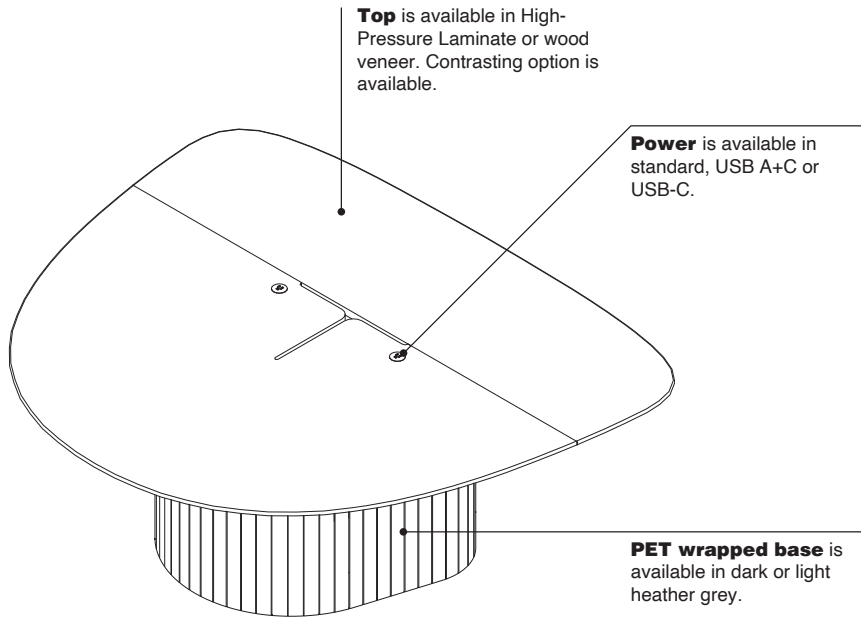
▶ See *Height-Adjustable Desks Specification Guide*



Additionally, third-party cable risers may be used to support the setup.

Coupe5

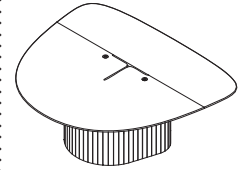
► Specifying, page 482



Actual Dimensions

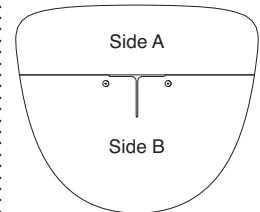
Width	82"
Height	29"
Depth	70"
Weight	291 pounds

Product Details



The Coupe5 is designed specifically for video-centered meetings. The table has ample space for up to five seats. The table's surface comes in two sections that are joined together.

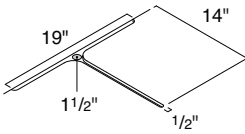
Two top types are available for the Coupe5 table:



- **Contrasting** allows specifiers to select two unique laminate or two unique veneer surface finishes for side A and side B of the table surface.
- **Non-contrasting** allows specifiers to select a single laminate or veneer surface finish for side A and side B of the table surface.
Tip: Contrasting color schemes must be either laminate to laminate, or veneer to veneer. Laminate to veneer contrasting is not supported due to mismatch in surface material thickness.

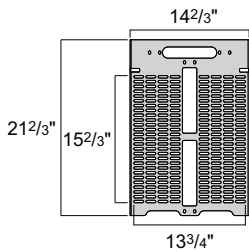
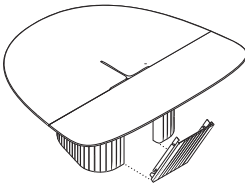
T-shaped aperture **cutout** is standard with the table and allows for easy, flexible access from above and below the table while also helping future proof for new power and technology systems.

Aperture

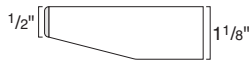


Aperture cutout is 19" x 14" x 1/2". There is a 1 1/2" opening in the center of the aperture.

Glides below the base adjust from 29" to 30 1/2" to level the table on uneven floors.



Access door to the large hollow base provides easy access management to any housed power or technology components.

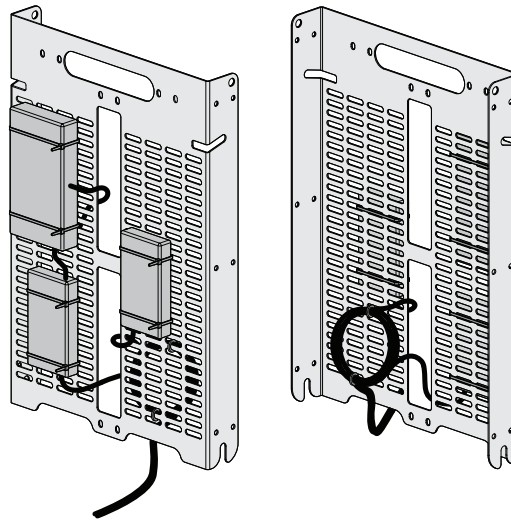


Surface edge is only available in plastic or wood veneer, in a 1/2" profile to an overall thickness of 1 1/8".

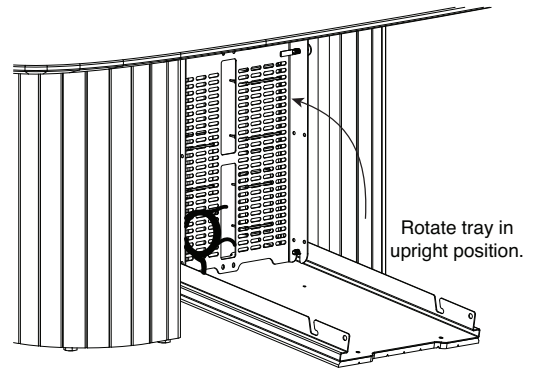
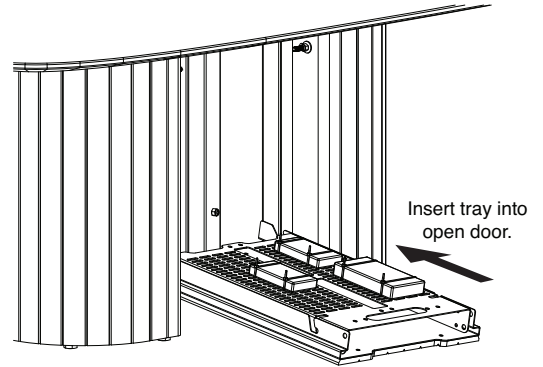
Wiring and Cabling

The tech panel for the Coupe5 comes standard and is included in the list price.

The tech panel can also be specified separately through Service Parts.

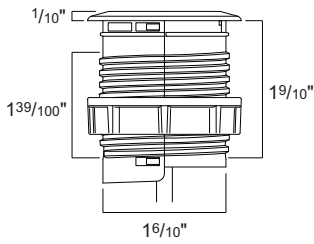
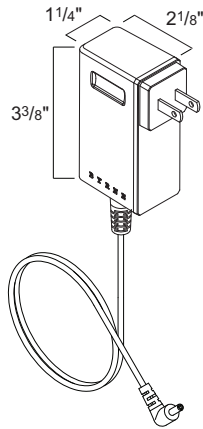


Tech panel can be used for mounting and housing a variety of audio video, power, and other technology components (components not sold by Steelcase).

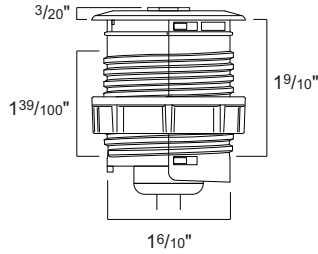
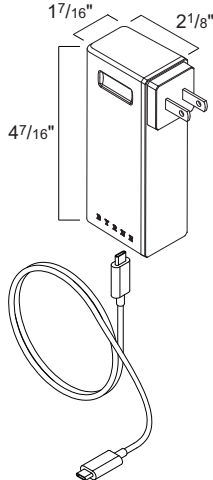


The tech panel is easily inserted into the door of the Coupe tables for mounting cleanly within the base.

Coupe5, continued

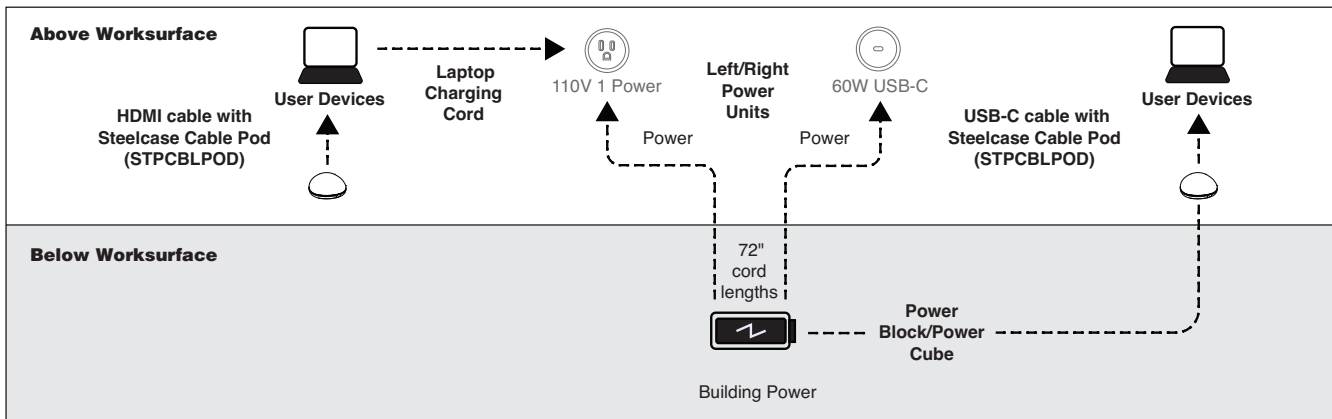


20W USB Type A+C,
Barrel connector, 72" cord


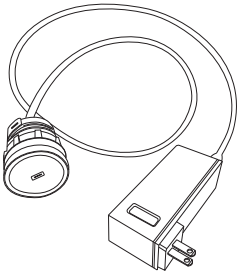
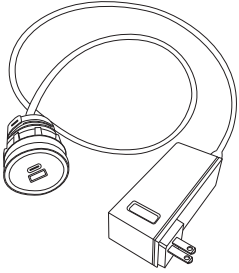
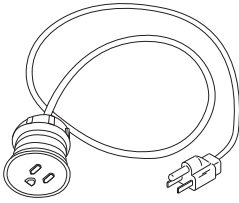


60W USB Type C,
USB-C Connector, 72" cord

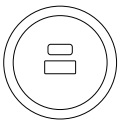
Example Power Configuration and Specification (Coupe Tables):



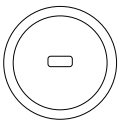
Power



110V
Standard
power



20W USB
Type A+C

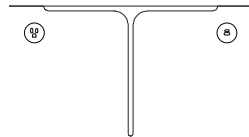


60W USB
Type C

Power is available in 110V standard power, combination 20W USB Type A+C, or single 60W USB Type C.

Standard power — standard three-prong power. Hardwired connection is not available.

Left-hand and right-hand power units can be specified into the surface of the table.

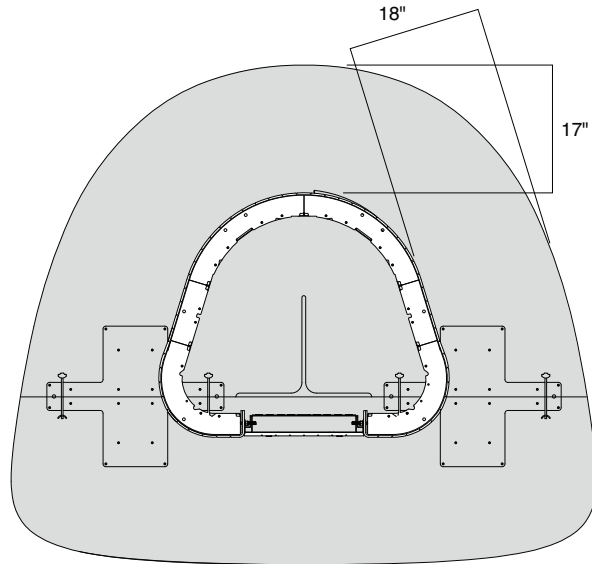


Aperture and power unit placements.

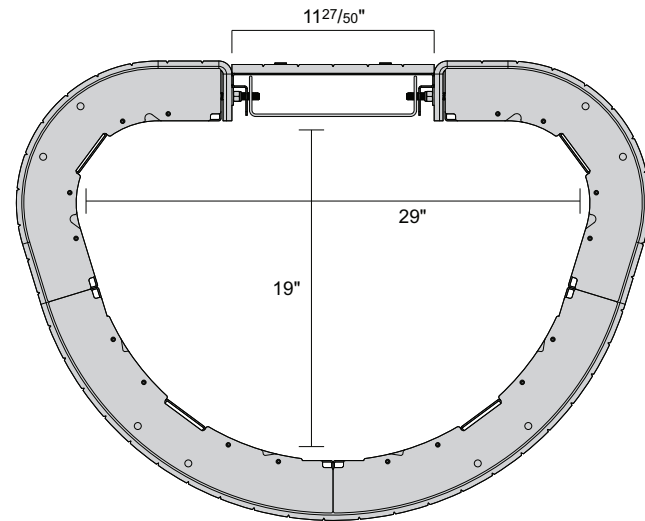
Plan for power beneath table — 72" cable length.

Knee and Foot Clearance for Coupe5

Tip: Knee and foot clearance is approximate.

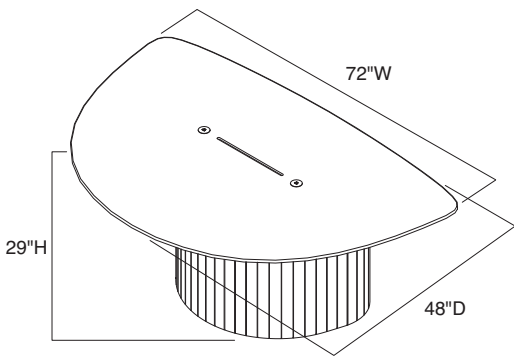
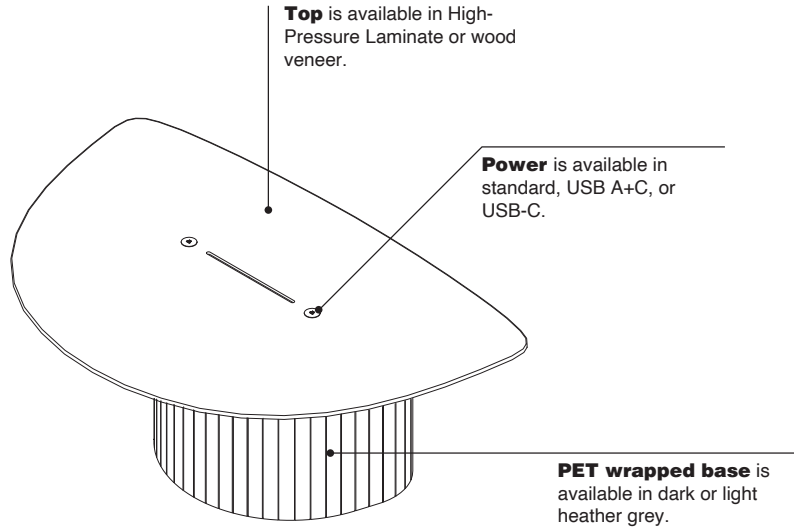


Access Door Clearance and Inside Dimensions



Coupe3

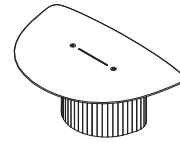
► Specifying, page 484



Actual Dimensions

Width	72"
Height	29"
Depth	48"
Weight	187 pounds

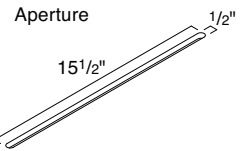
Product Details



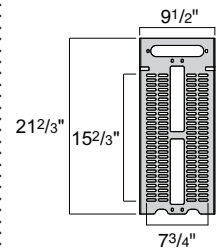
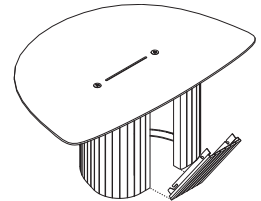
The Coupe3 is designed specifically for video centered meetings. The table has ample space for up to three seats.

Top is available in High-Pressure Laminate or wood veneer.

Straight aperture cutout is standard with the table and allows for easy, flexible access from above and below the table while also helping future proof for new power and technology systems.



Aperture pass-through cutout is 15¹/₂" in length and 1/2" in width.



Access door to the large hollow base provides easy access management to any housed power or technology components.

Glides below the base adjust from 29" to 30¹/₂" to level the table on uneven floors.

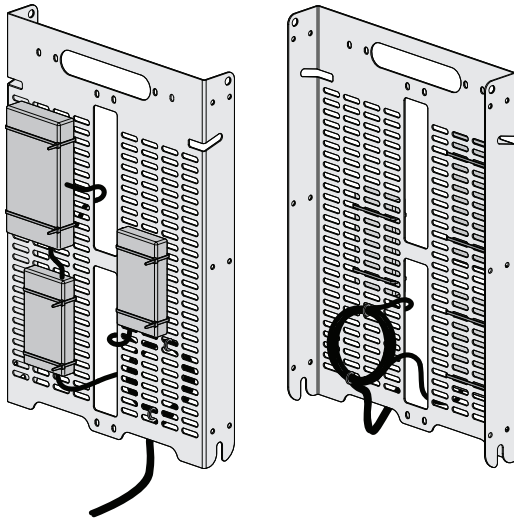


Surface edge is only available in plastic or wood veneer, in a 1/2" profile to an overall thickness of 1 1/8".

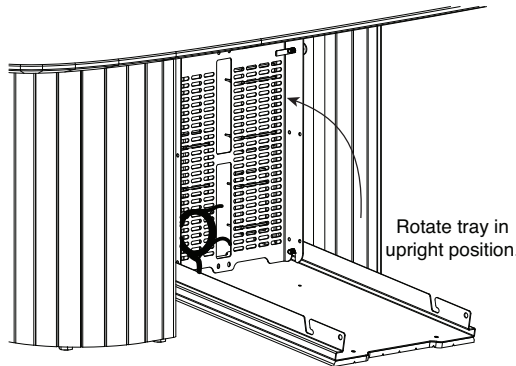
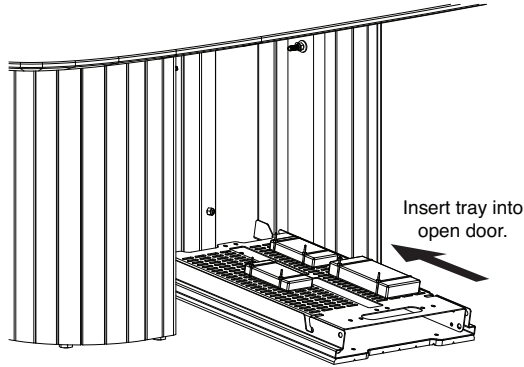
Wiring and Cabling

The **tech panel for the Coupe3** comes standard and is included in the list price.

The **tech panel** can also be specified separately through Service Parts.

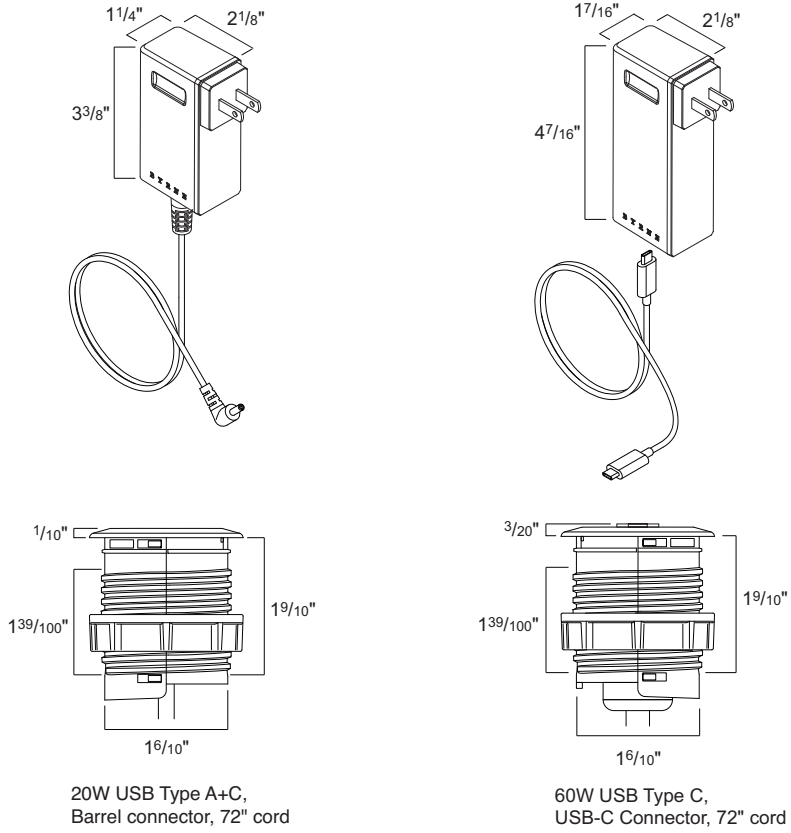


Tech panel can be used for mounting and housing a variety of audio video, power, and other technology components (components not sold by Steelcase).

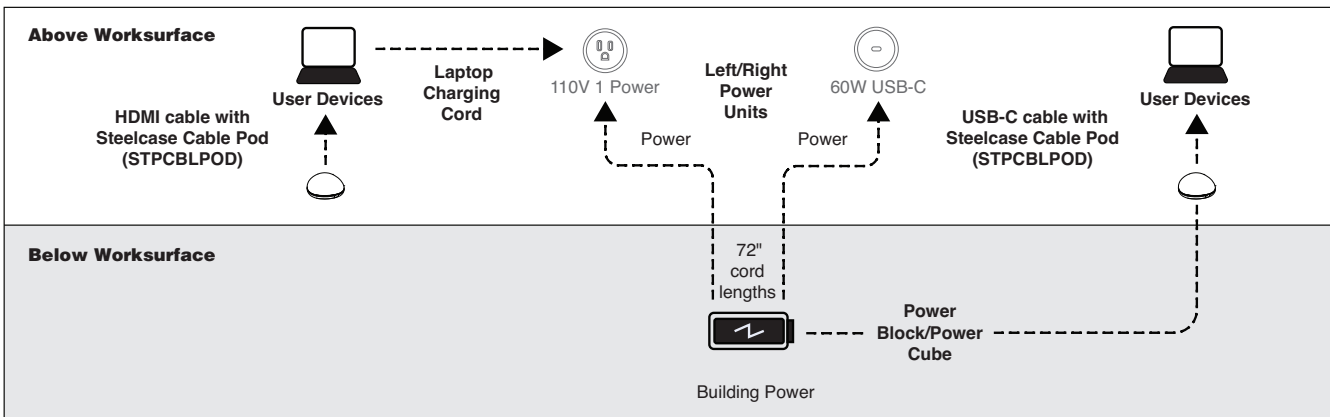


The **tech panel** is easily inserted into the door of the Coupe tables for mounting cleanly within the base.


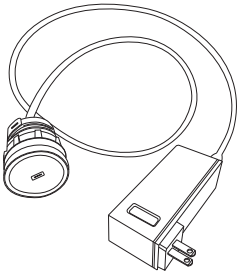
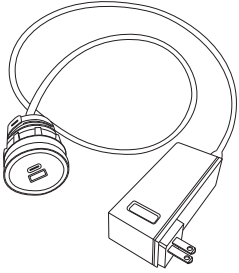
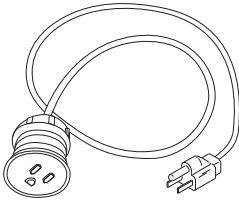
Coupe3, continued



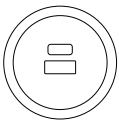
Example Power Configuration and Specification (Coupe Tables):



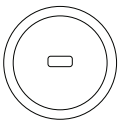
Power



110V
Standard
power



20W USB
Type A+C



60W USB
Type C

Power is available in 110V standard power, combination 20W USB Type A+C, or single 60W USB Type C.

Standard power — standard three-prong power. Hardwired connection is not available.

Left-hand and right-hand power units can be specified into the surface of the table.

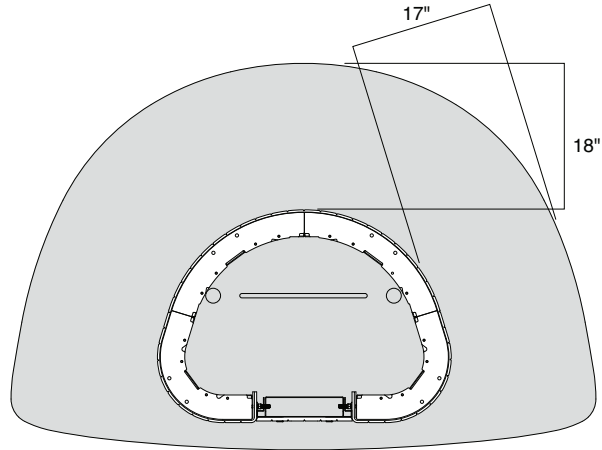


Aperture and power unit placements.

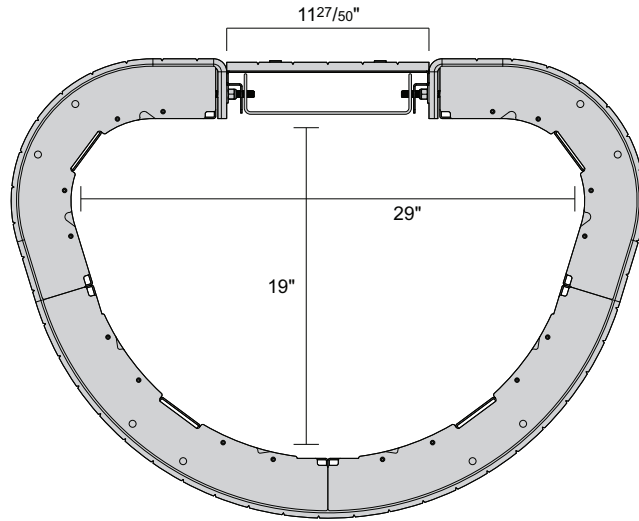
Plan for power beneath table — 72" cable length.

Knee and Foot Clearance for Coupe3

Tip: Knee and foot clearance is approximate.

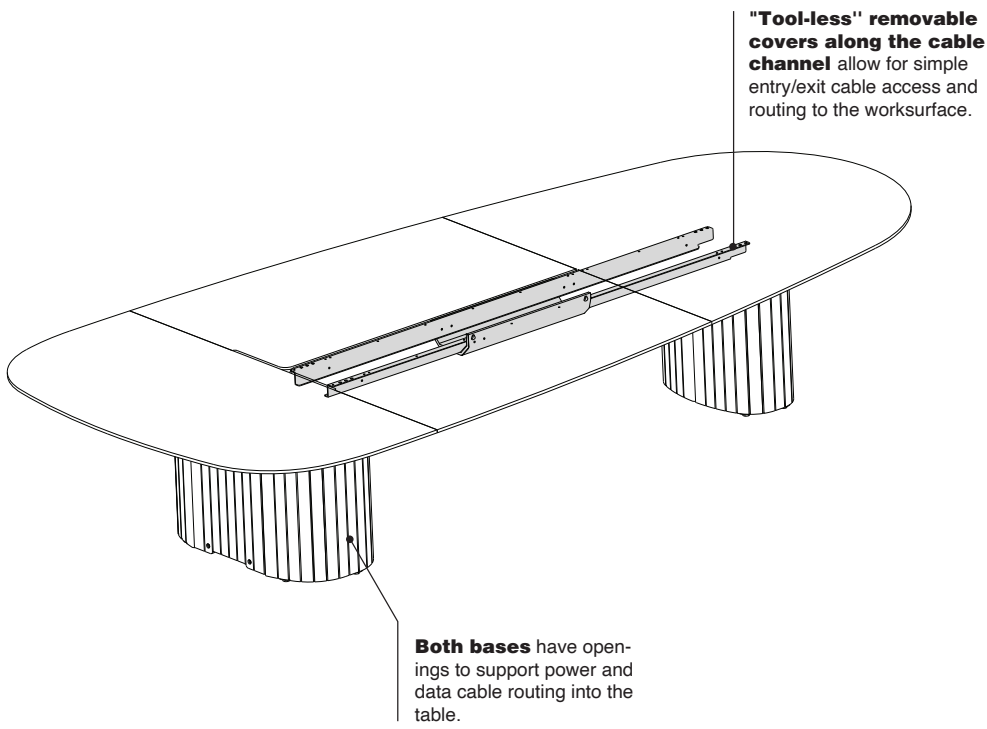
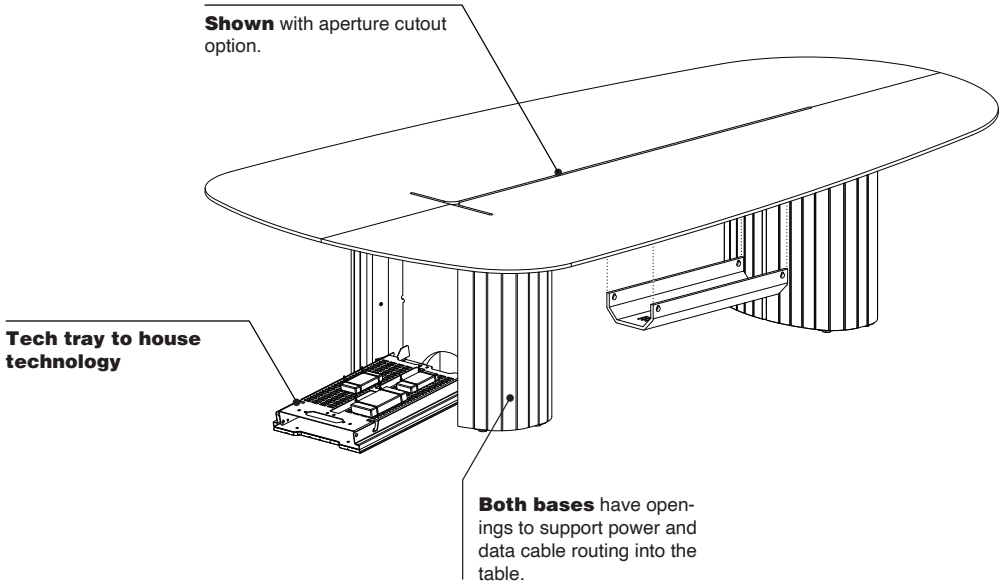


Access Door Clearance and Inside Dimensions

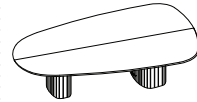


Sightline

► Specifying, page 486



Product Details



The Sightline tables are thoughtfully designed for people to people connection for both in-person and remote participants. The versatile shapes work across the floor plan accommodating various sizes of meetings.

High-Pressure Laminate Worksurfaces

User's edge profile is available in two shapes.



3 mm Plastic Edge



Knife Edge, Plastic

Edge profile finishes are specified separately from laminate color.

Wood Veneer Worksurfaces

User's edge profile is available in two shapes.



3 mm Wood Edge



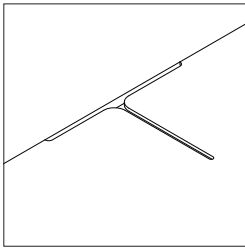
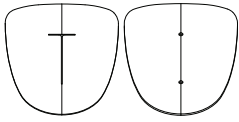
Knife Edge

Actual Dimensions

Depth	91", 120", or 156"
Width	66" or 74"
Height	29"

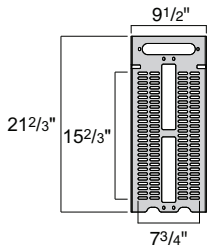


Optional grommet for wire pass-through can be used on both 3 mm plastic or wood edge and knife edge. The grommets are available in multiple finishes and will be centered along the depth of the table.



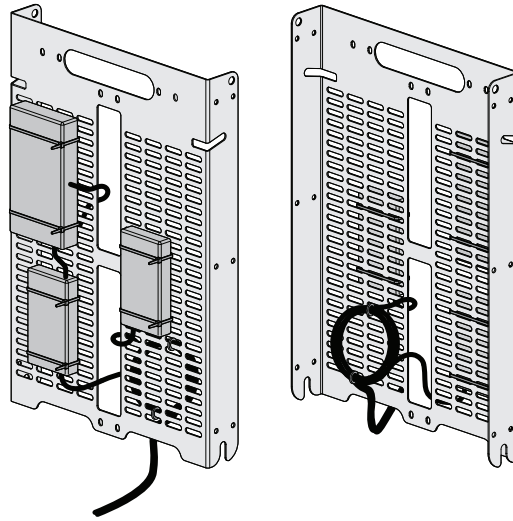
Optional aperture design for wire pass-through allows accessibility of power and technology from one end of the table to the other. Available on knife edge only.

Access opening to the large hollow base provides easy access management to any housed power or technology components.

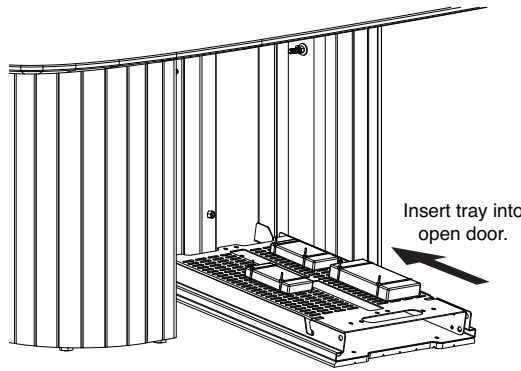


The tech panel for Sightline comes standard and is included in the list price.

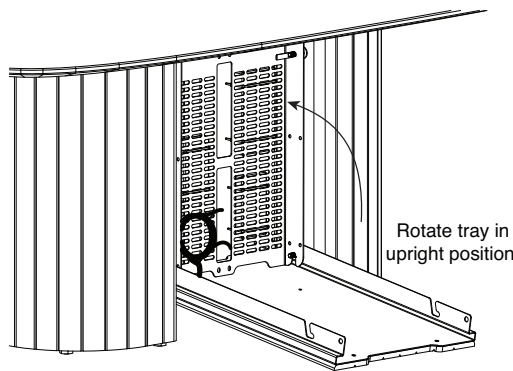
The tech panel can also be specified separately through Service Parts.



Tech panel can be used for mounting and housing a variety of audio video, power, and other technology components (components not sold by Steelcase).



Insert tray into open door.



Rotate tray in upright position.

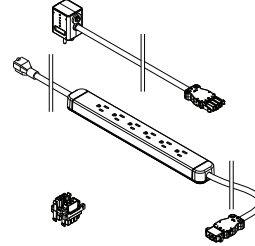
The tech panel is easily inserted into the door of the Sightline tables for mounting cleanly within the base.

Tech panel is always located at the wider end of the table.

PET wrapped base is available in dark or light heather grey.

Cable trays neatly route tech wires to base and are wrapped in PET for a clean aesthetic.

Power, Wiring, and Cabling



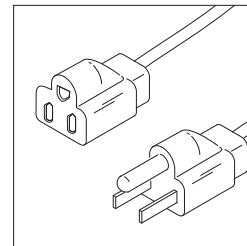
Utility power package

includes all the components needed to power the table and works seamlessly with the power pyramids. Utility power package includes:

- (1x) 120" infeed power cord
- (1x) distribution block
- (1x) 24" under worksurface utility power cord with 6 standard NEMA 5-15 3 prong OCP outlets
- (1x) additional female outlet



Modular power pyramids are available for Sightline tables only and can be added to the worksurface, connecting to the utility power package. Each unit includes standard power with 2 outlets and 1 USB-A + USB-C 20W. The long cord allows users to pull power closer for ease of use.

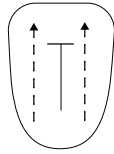


Standard NEMA 5-15 three-prong plug connects to building power.

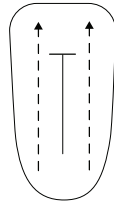
Sightline, continued

Sightline Tables - Grain Direction

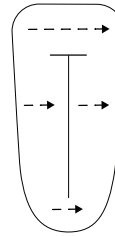
Tip: There is a 1 1/2" opening in the center of the sightline tables.



Seating for Six
Vertical grain
29" x 66" x 91"



Seating for Eight
Vertical grain
29" x 66" x 120"



Seating for Ten
Horizontal grain
29" x 74" x 156"

Sightline Tables - Cutout Options



With Aperture
Seating for Six
29" x 66" x 91"



No Cutout
Seating for Six
29" x 66" x 91"



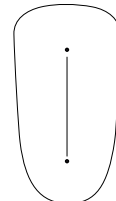
With Grommet
Seating for Six
29" x 66" x 91"



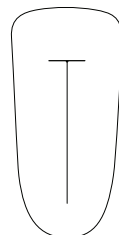
With Aperture
Seating for Eight
29" x 66" x 120"



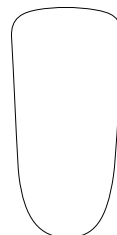
Cutout
Seating for Eight
29" x 66" x 120"



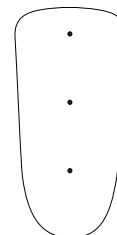
With Grommet
Seating for Eight
29" x 66" x 120"



With Aperture
Seating for Ten
29" x 74" x 156"

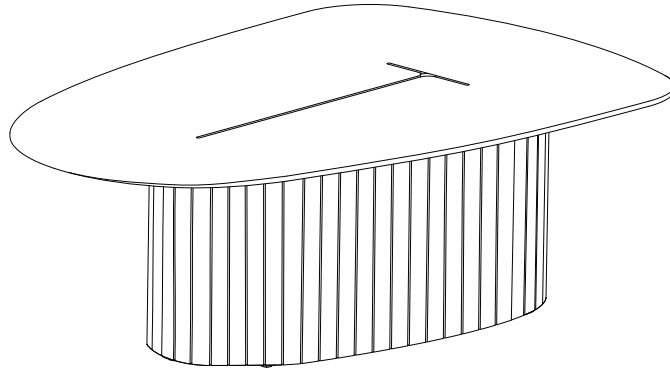


No Cutout
Seating for Ten
29" x 74" x 156"

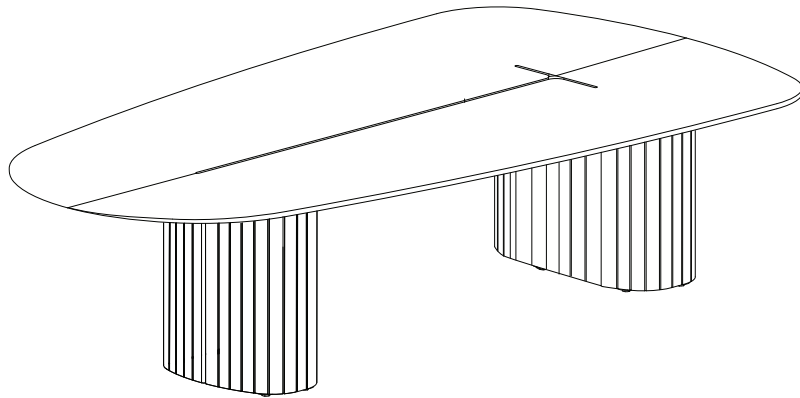


With Grommet
Seating for Ten
29" x 74" x 156"

Sightline Tables - Bases

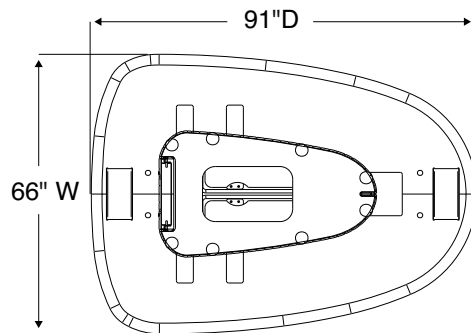


Sightline 91"D x 66"W has a large single drum.

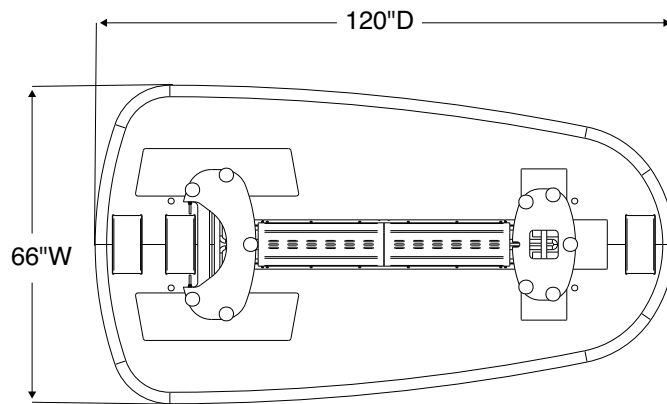


Sightline 120"D x 66"W and **Sightline 156"D x 74"W**
have two drums.

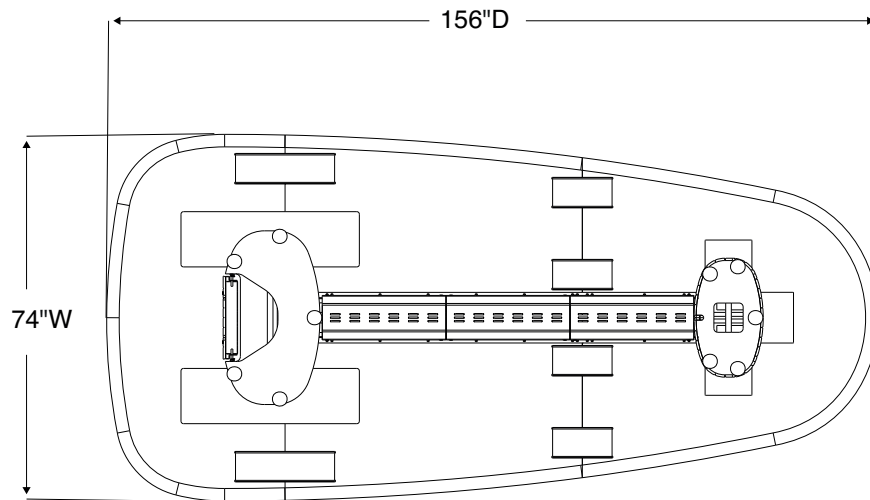
Sightline Tables - Bases, continued



91"D x 66"W table

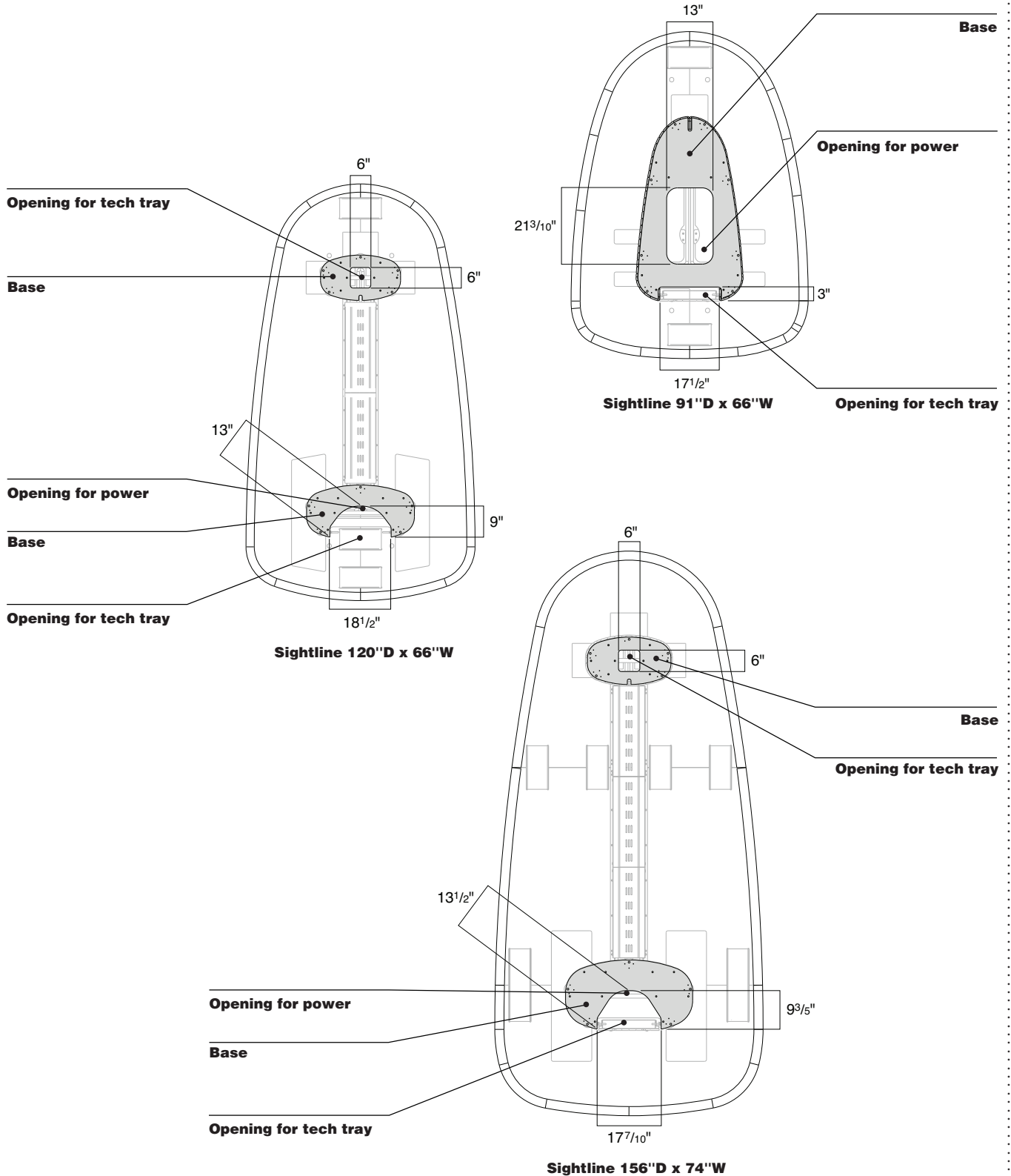


120"D x 66"W table



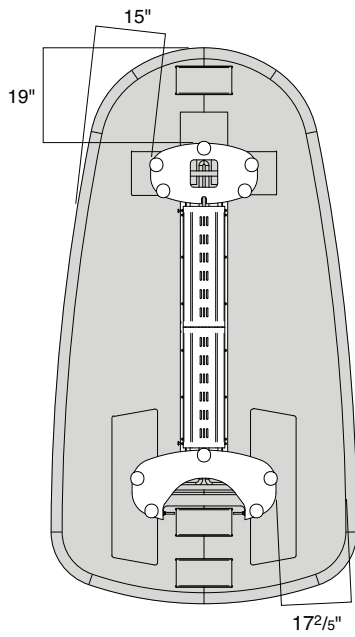
156"D x 74"W table

Floor Opening Dimensions

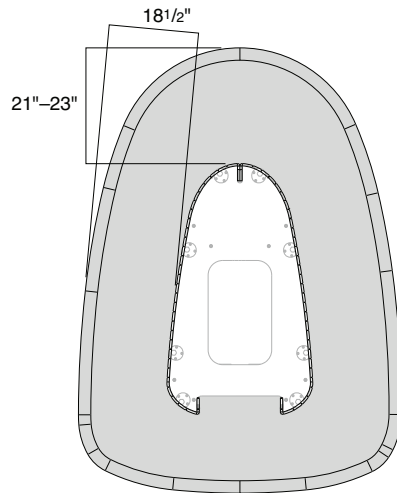


Knee and Foot Clearance for Sightline Tables

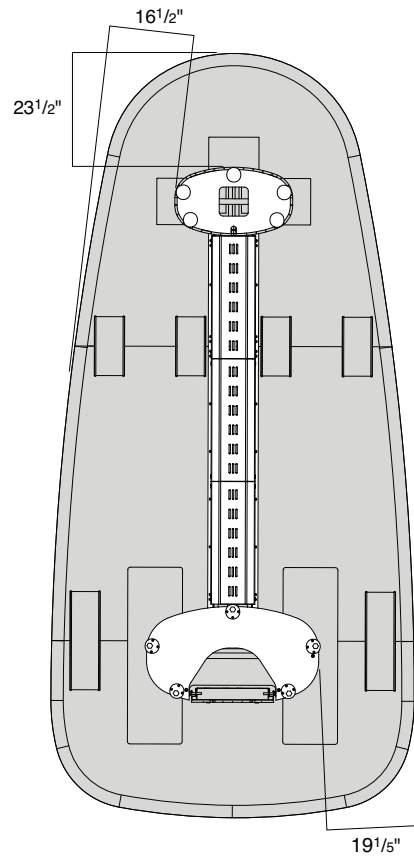
Tip: Knee and foot clearance is approximate.



Sightline 120"D x 66"W

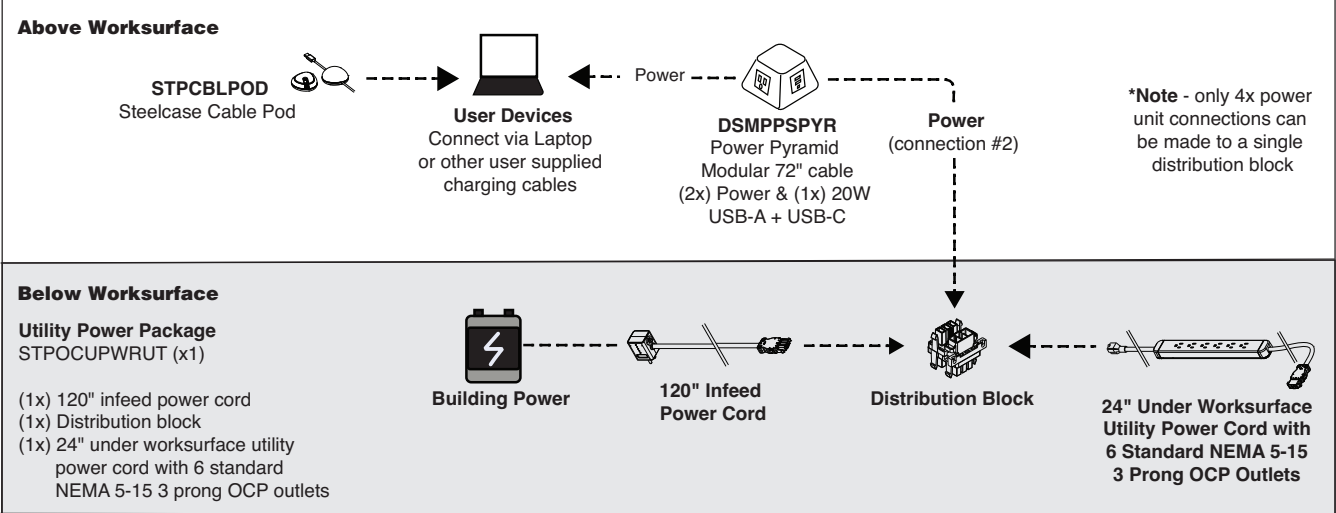


Sightline 91"D x 66"W



Sightline 156"D x 74"W

Sightline Tables Power Planning Guide

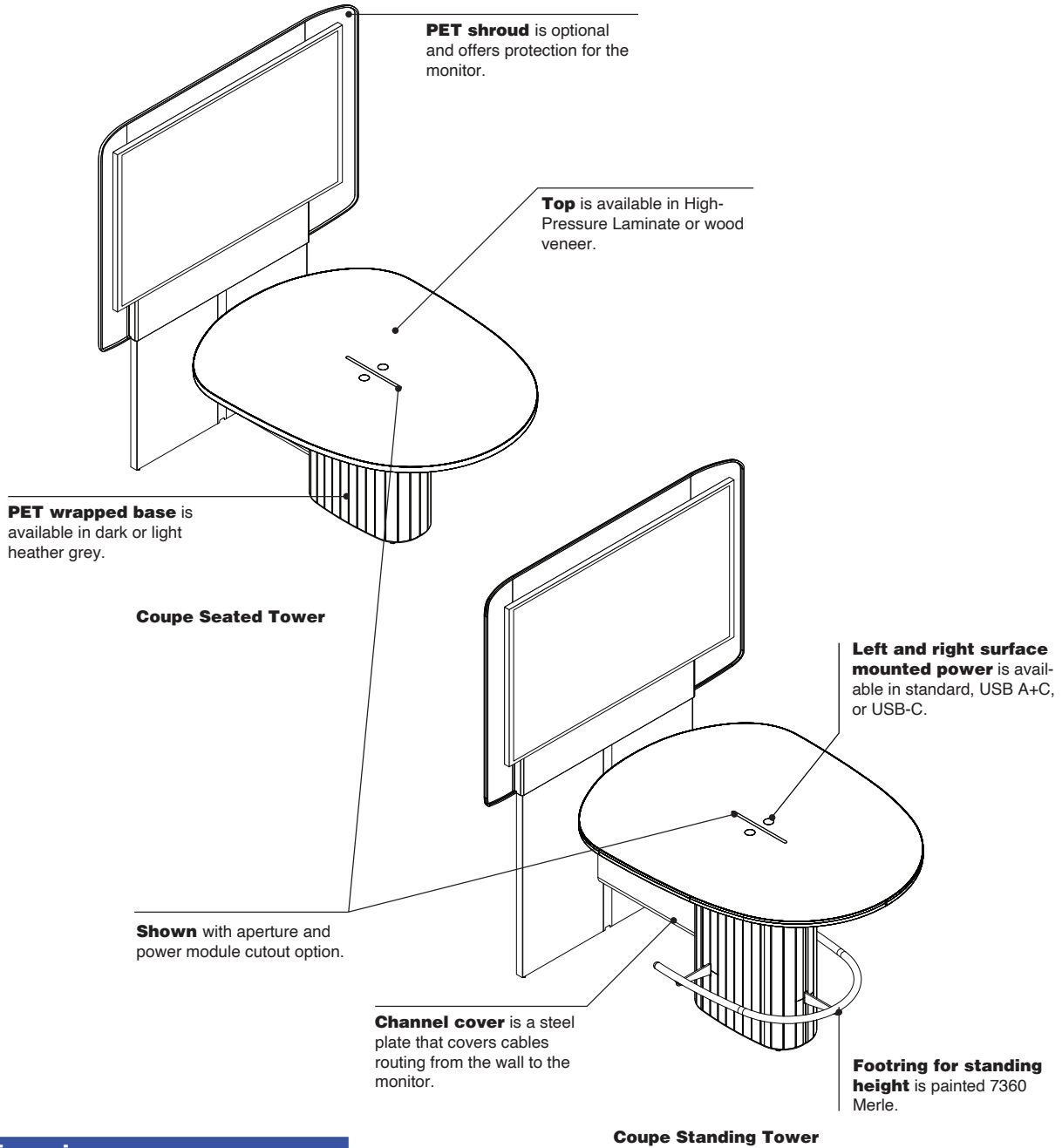


Tip: A second power pyramid can be added to this configuration and connect to the single distribution block that is included.

Ocular Tables

Coupe Towers


► Specifying, page 492



Actual Dimensions

	Seated	Standing
Depth	61" or 67"	61" or 67"
Width	48" or 60"	48" or 60"
Surface Height	29"	40"
Shroud Height	73"	84"
No Shroud Height	63"	74"

Product Details



Coupe towers are a collaboration-ready, versatile, standalone solution that integrates technology and furniture in open and enclosed huddle spaces.

The Coupe towers are offered in seated and standing height options.

High-Pressure Laminate Worksurfaces

User's edge profile is available in two shapes.



3 mm Plastic Edge



Knife Edge, Plastic

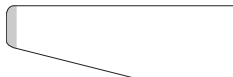
Edge profile finishes are specified separately from laminate color.

Wood Veneer Worksurfaces

User's edge profile is available in two shapes.



3 mm Wood Edge

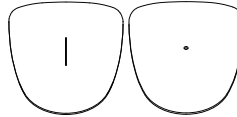


Knife Edge

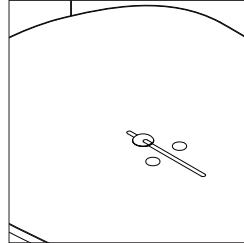


Optional grommet for wire pass-through can be used on both 3 mm plastic or wood edge and knife edges. The grommets are available in multiple finishes and will be centered along the depth of the table.

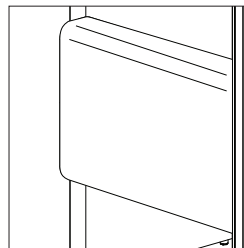
Power, Wiring, and Cabling



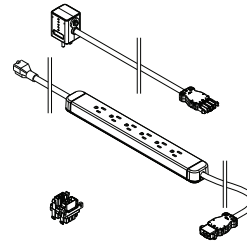
Aperture Grommet



Optional aperture design for wire pass-through available on knife edge only.



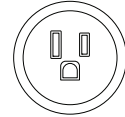
Channel cover is a tool-less steel plate that covers cables routing from the wall to the monitor. The channel is easily accessible to wires for tech updates.



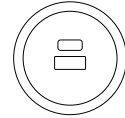
Utility power package

includes all the components needed to power the table and works seamlessly with the power modules:

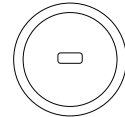
- (1x) 120" infeed power cord
- (1x) distribution block
- (6x) standard NEMA 5-15 3 prong OCP outlets
- (1x) 24" under worksurface utility power cord
- (1x) additional female outlet



110V Standard power



20W USB Type A+C



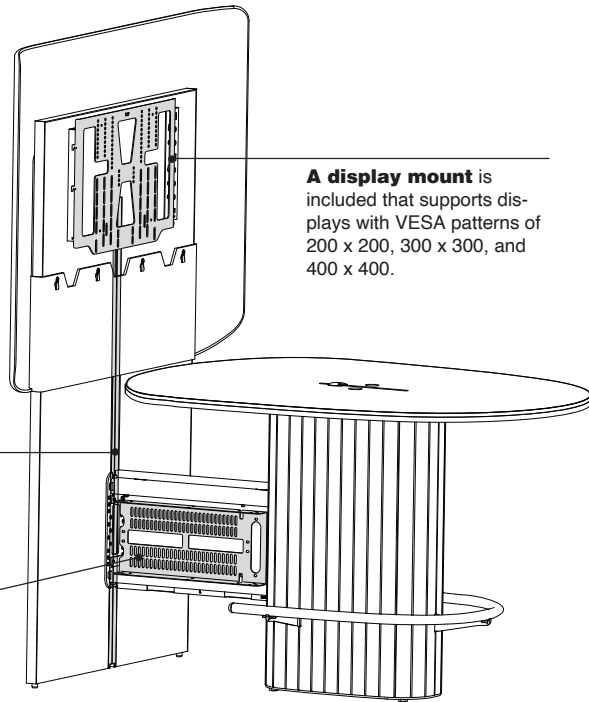
60W USB Type C

Power modules are available in 110V standard power, combination 20W USB Type A+C, or single 60W USB Type C and can be integrated into the worksurface.

Standard power — standard three-prong power. Hardwired connection is not available.

Left-hand and right-hand power units can be specified into the surface of the table.

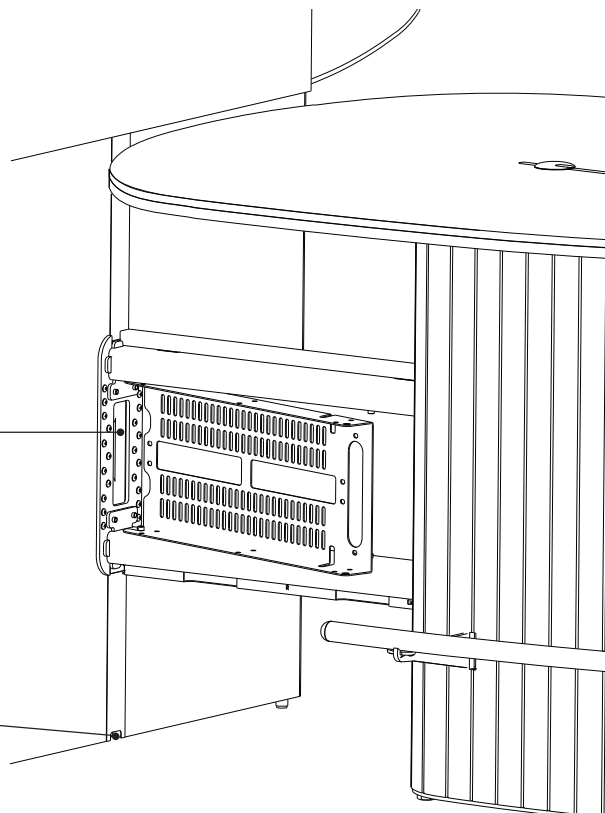
Coupe Tower Power, Technology and Cable Management



A display mount is included that supports displays with VESA patterns of 200 x 200, 300 x 300, and 400 x 400.

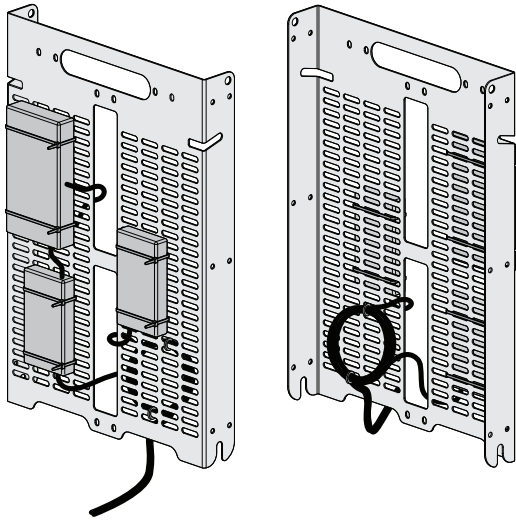
Removable cable covers provide easy access to all cable routing and management throughout the unit.

An accessible technology panel can be used for housing power supplies, PCs, and other necessary AV meeting equipment.

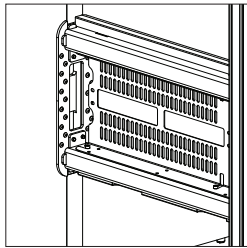


Tech panel houses the cables from the channel cover and routes them to the base of the table. The door does not require tools to take off, simply lift and remove to reveal the tech tray to neatly arrange the wires.

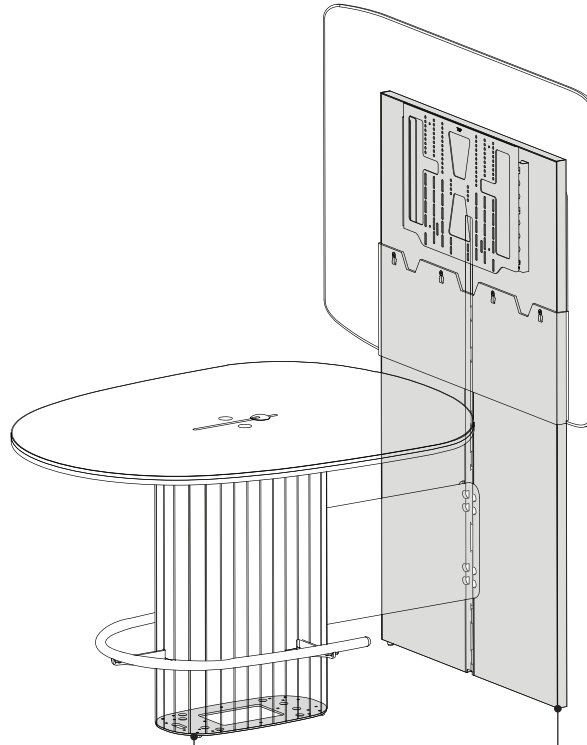
Power can be routed up the column base or through the mouse-hole at the base of the tower.



Tech panel can be used for mounting and housing a variety of audio video, power, and other technology components (components not sold by Steelcase).



The tech panel is easily inserted into the door of the Coupe tower for mounting cleanly within the base.



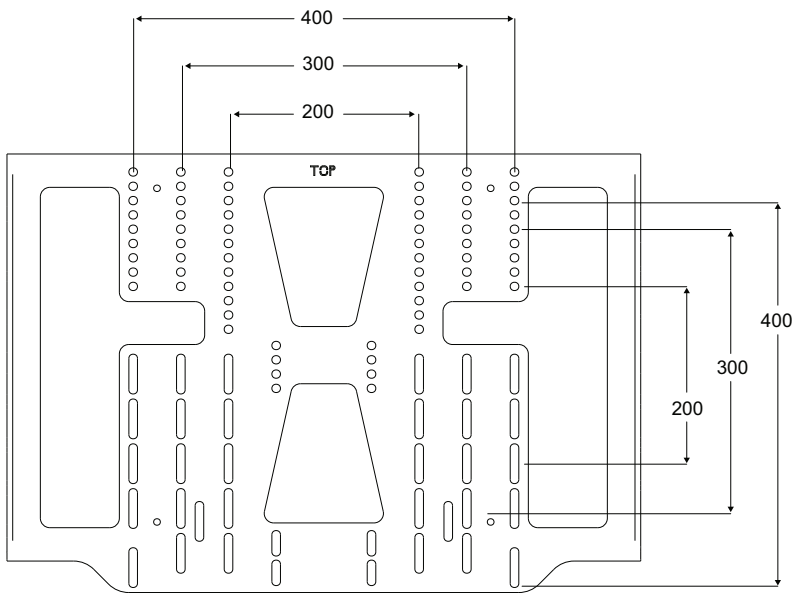
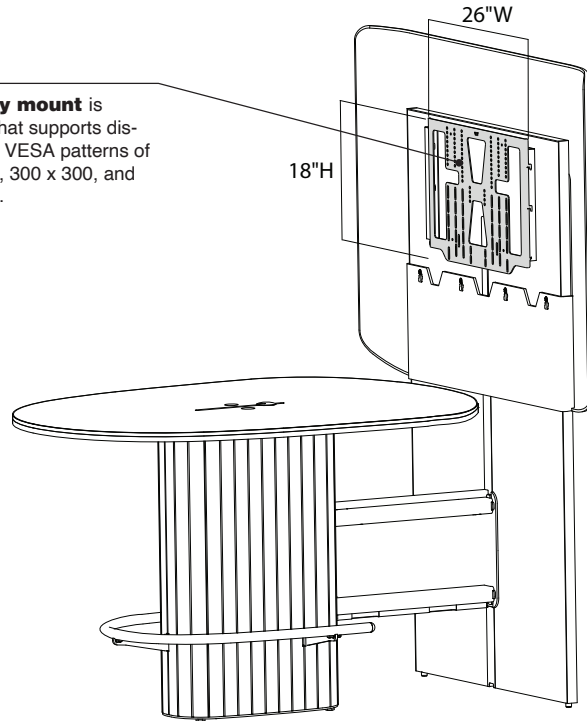
The tower base has an access port at the bottom for an alternative route for power and data cables to make their way into the structure.

The tower panel is on glides and has a cable pass through in the middle to provide a clear path for power and data cables to make their way into the structure.

Display Mount Plate and Rails

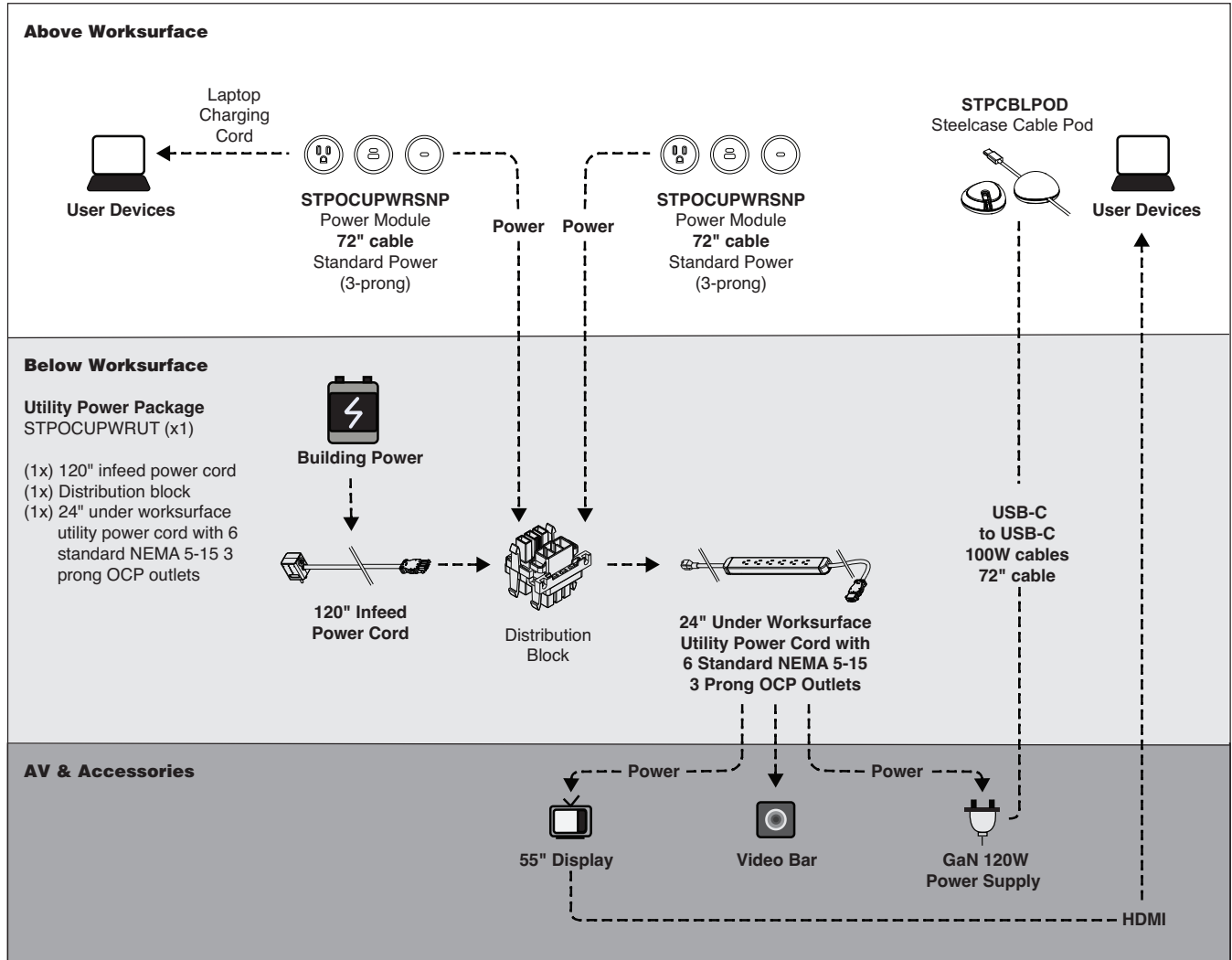
Supports up to 400 x 400 VESA.

A display mount is included that supports displays with VESA patterns of 200 x 200, 300 x 300, and 400 x 400.



Display Mount Plate and Rails

Coupe Towers Power Planning Guide



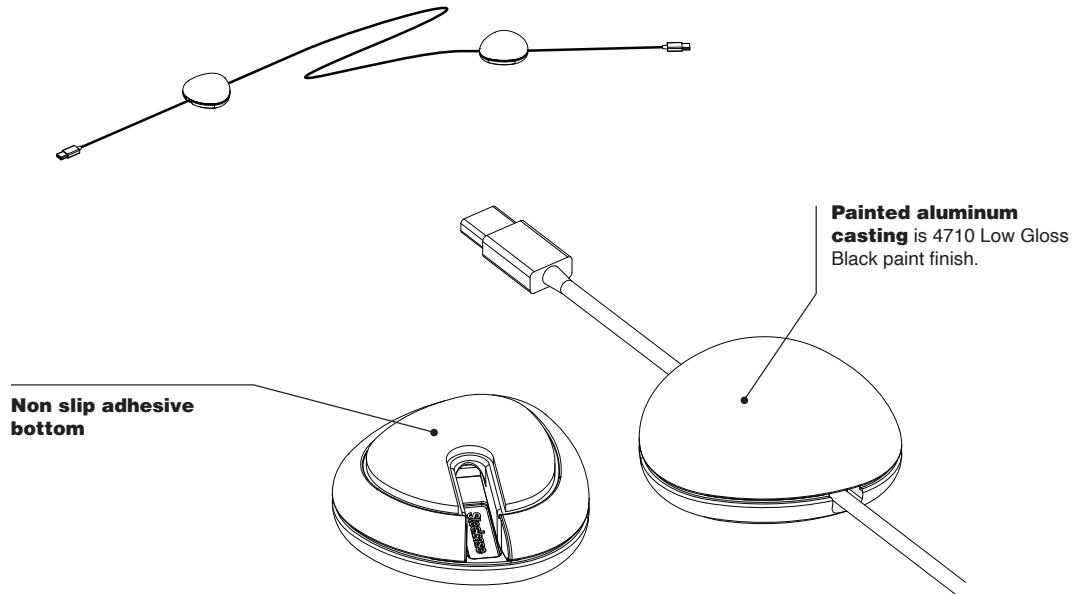
Ocular Tables

Cable Pods

Cable pods keep power and display connections where needed, offering a clean and flexible solution for managing cables at the worksurface.

Cable pods are designed for use on surfaces that have an open aperture and are attached to cables that are sold separately.

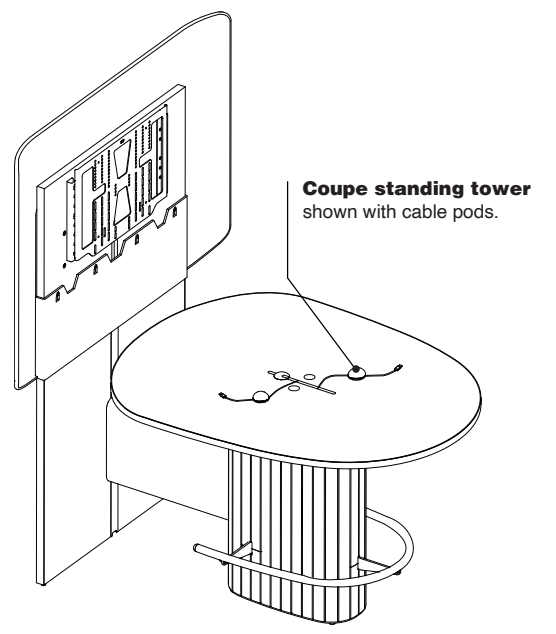
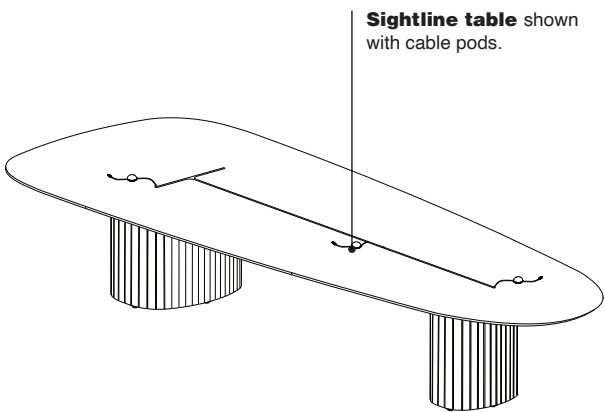
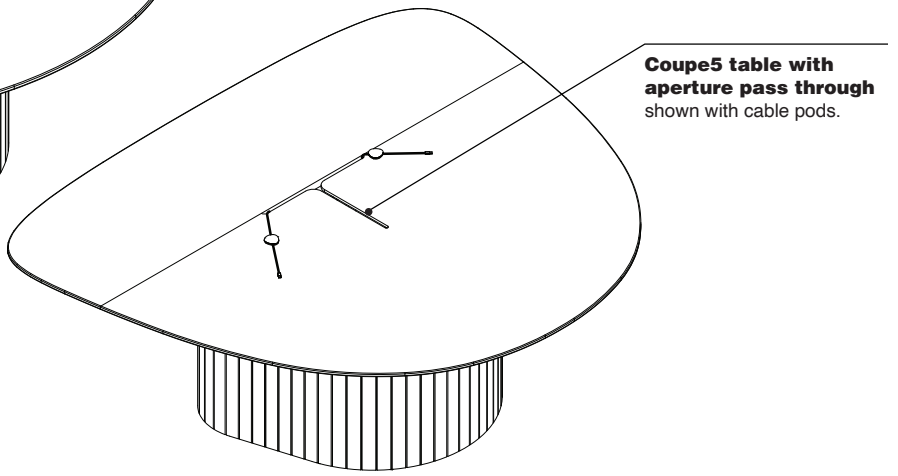
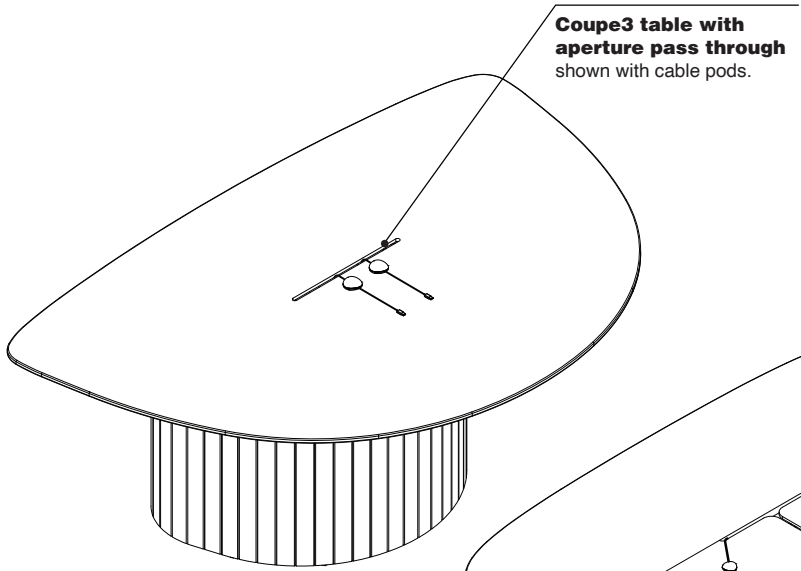
Cable pods come in a pack of four and are designed to clasp around cables with diameters ranging from 3 mm to 6 mm.
▶ Specifying, page 495



Actual Dimensions

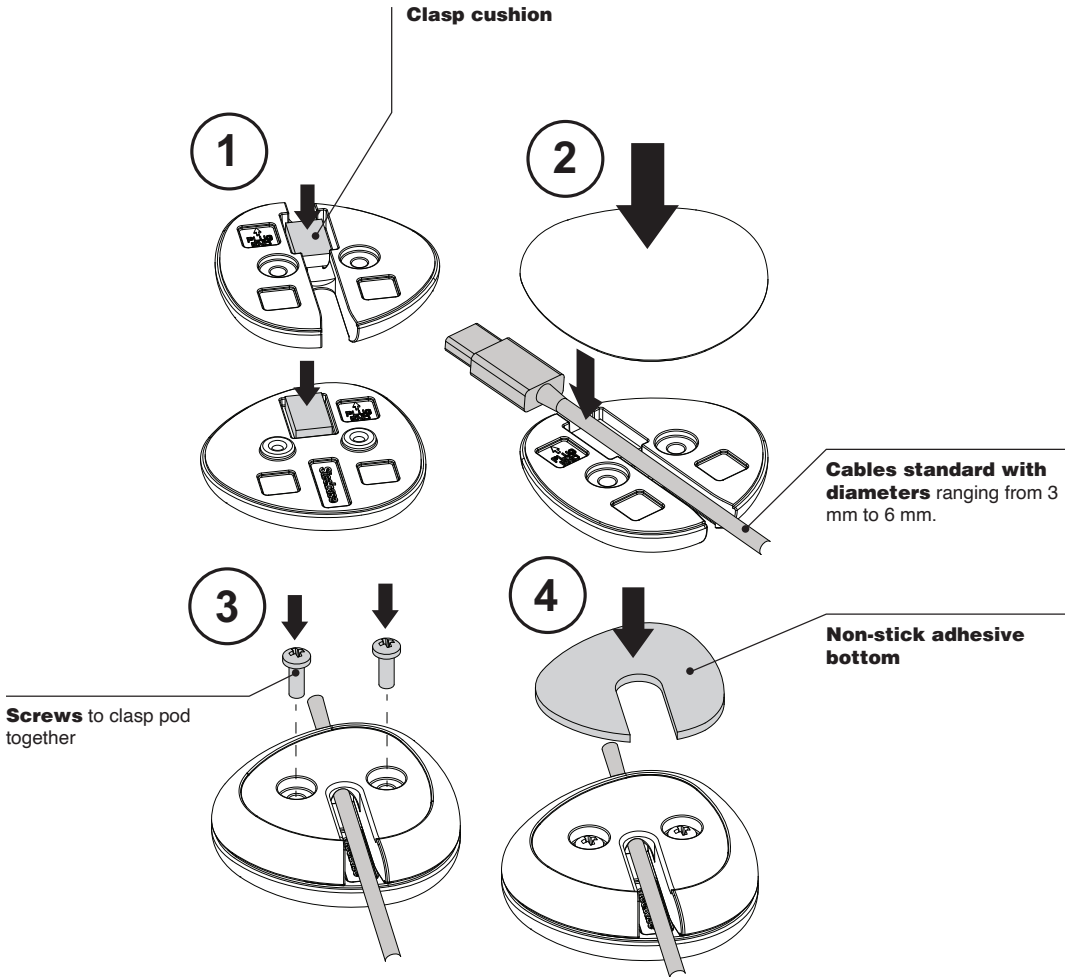
Depth	2"
Width	2"
Height	3/4"
Weight	70 grams

Cable Pod Applications

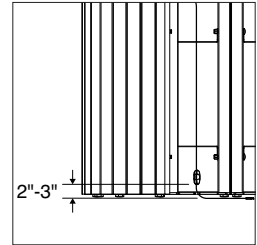


Ocular Tables

Cable Pods Assembly Directions

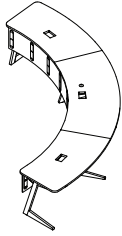


Cable pods are clasped together via two screws. A non-slip adhesive bottom is provided for each pod and is easily applied over the screws once the desired clasp tension is achieved.



The cable pod used as the counterweight (the pod below the worksurface) should be placed at least 2 inches above where the cable rests above the floor. For optimal use, each cable should be fitted with two pods - one above the worksurface and one below to keep connections in place and provide a counterweight for stability.

Arc7



► Need help?
Product details,
page 452

Standard Includes

- Top: High-Pressure Laminate price group 1 with 3 mm plastic edge, curved shape, three sections
- Legs: paint price group 1
- Modesty screen: PET, three sections with matching mounting brackets
- Power, is selected: paint

Required to Specify

- 1 Style number
 - 2 Surface type (see below under Required Selections)
 - 3 Surface power (see below under Required Selections)
 - 4 Laminate color number for top
 - 5 Plastic color number for 3 mm plastic edge
 - 6 Paint color number for legs
 - 7 PET color number for modesty screen
 - 8 Options, if selected (see below)
- See *Surface Materials*, page 496.

Tip: Power is only available on a surface with cutout.

	Required Selections	U.S. Price	Required to Specify
Surface Type	<ul style="list-style-type: none"> • With cutout • No cutout 	No cost No cost	Specify <i>with cutout</i> . Specify <i>with no cutout</i> .

Surface Power	<ul style="list-style-type: none"> • No power • With power 	No cost +\$ 897	Specify <i>with no power</i> . Specify <i>with power</i> .
----------------------	--	--------------------	---

	Options	U.S. Price	Required to Specify
Surface Materials	High-Pressure Laminate top		
	• High-Pressure Laminate price group 1	No cost	Specify laminate color number.
	• High-Pressure Laminate price group 2	+\$ 87	Specify laminate color number.
	• High Pressure Laminate price group 3	+\$ 379	Specify laminate color number.
	• Open Line laminate	+\$ 111	Specify laminate color number.
	Composite veneer top		
	• Composite veneer group 1	+\$1424	Specify composite veneer color number.
	• Composite veneer group 2	+\$1688	Specify composite veneer color number.
	Wood top		
	• Customiz stain	No cost	Specify <i>with Customiz stain</i> .
	• Veneer group 1	+\$1567	Specify veneer color number.
	• Veneer group 2	+\$1857	Specify veneer color number.
	• Veneer group 3	+\$2553	Specify veneer color number.
	• Full-fill finish on veneer group 1	+\$1741	Specify full-fill finish number.
	Leg finish		
• Paint price group 1	No cost	Specify paint color number.	
• Paint price group 2	+\$ 325	Specify paint color number.	
• Paint price group 3	+\$ 455	Specify paint color number.	
Screen finish			
• P630 Medium Heather Grey	No cost	Specify P630 Medium Heather Grey.	
• P631 Dark Heather Grey	No cost	Specify P631 Dark Heather Grey.	

Tip: The bracket paint color will default to match the selected screen color. P630 Medium Heather Grey will ship with 4799 Platinum Metallic painted brackets. P631 Dark Heather Grey will ship with 7360 Merle painted brackets.

Surface Power	Power type		
	<ul style="list-style-type: none"> • Hardwired • Modular 	No cost +\$ 185	Specify <i>with hardwired</i> . Specify <i>with modular</i> .

Surface Power	Power finish		
	• 0835 Black	No cost	Specify 0835 Black.
	• 4799 Platinum Metallic	No cost	Specify 4799 Platinum Metallic.
	• 7243 Seagull	No cost	Specify 7243 Seagull.
	• 7360 Merle	No cost	Specify 7360 Merle.

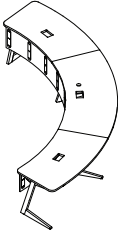
Surface Power	Infeed cord length (modular)		
	<ul style="list-style-type: none"> • 72" • 120" 	No cost +\$ 84	Specify <i>with 72"</i> . Specify <i>with 120"</i> .

Surface Power	Power plug type (modular)		
	<ul style="list-style-type: none"> • Standard NEMA • 90° NEMA 	No cost No cost	Specify <i>with standard NEMA</i> . Specify <i>with 90° NEMA</i> .

 **For Canadian Pricing**
Multiply U.S. Price by the Canadian price factor.
► See page 1 for details.

Specification Information

Style Number	U.S. Base Price
STPOCU1	\$13,189



Ocular Tables

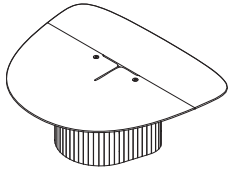


For Canadian Pricing

Multiply U.S. Price by the Canadian price factor.

▶ See page 1 for details.

Coupe5



Tip: Contrasting color schemes must be either laminate to laminate, or veneer to veneer. Laminate to veneer contrasting is not supported due to mismatch in surface material thickness.

Tip: The T-shaped aperture has a 1/2" width that can support data, HDMI, USB Type A/C, lighting, and many other cable types.

Standard Includes	Required to Specify
<ul style="list-style-type: none"> ▶ Need help? Product details, page 454 • Top: High-Pressure Laminate price group 1 with 3 mm slice edge • Base: PET wrapped steel column base • Tech panel • Power, is selected: paint 	<ol style="list-style-type: none"> 1 Style number 2 Color scheme (see below under Required Selections) 3 Surface power (see below under Required Selections) 4 Laminate color for top 5 Plastic color number for 3 mm plastic edge 6 PET color for base wrap 7 Options, if selected (see below) <ul style="list-style-type: none"> ▶ See <i>Surface Materials</i>, page 496.

	Required Selections	U.S. Price	Required to Specify
Color Scheme	• Contrasting	No cost	Specify <i>with contrasting</i> .
	• Non-contrasting	No cost	Specify <i>with non-contrasting</i> .

Surface Power	• No power	No cost	Specify <i>with no power</i> .
	• With power	+\$ 127	Specify <i>with power</i> .

	Options	U.S. Price	Required to Specify
--	---------	------------	---------------------

Surface Materials	High-Pressure Laminate Top (Non-Contrasting)		
	• High-Pressure Laminate price group 1	No cost	Specify laminate color number.
	• High-Pressure Laminate price group 2	+\$ 87	Specify laminate color number.
	• High Pressure Laminate price group 3	+\$ 173	Specify laminate color number.
	• Open Line laminate	+\$ 111	Specify laminate color number.

	Composite veneer top		
	• Composite veneer group 1	+\$1794	Specify composite veneer color number.
	• Composite veneer group 2	+\$1901	Specify composite veneer color number.

	Wood Top (Non-Contrasting)		
	• Customiz stain	No cost	Specify <i>with Customiz stain</i> .
	• Veneer group 1	+\$1973	Specify veneer color number.
	• Veneer group 3	+\$2576	Specify veneer color number.
	• Full-fill finish on veneer group 1	+\$2124	Specify full-fill finish number.

	High-Pressure Laminate Top (Contrasting), Side A		
	• High-Pressure Laminate price group 1	No cost	Specify laminate color number.
	• High-Pressure Laminate price group 2	+\$ 57	Specify laminate color number.
	• High Pressure Laminate price group 3	+\$ 114	Specify laminate color number.
	• Open Line laminate	+\$ 111	Specify laminate color number.

	High-Pressure Laminate Top (Contrasting), Side B		
	• High-Pressure Laminate price group 1	No cost	Specify laminate color number.
	• High-Pressure Laminate price group 2	+\$ 30	Specify laminate color number.
	• High Pressure Laminate price group 3	+\$ 59	Specify laminate color number.
	• Open Line laminate	+\$ 111	Specify laminate color number.

▶ Options, continued on next page



For Canadian Pricing
Multiply U.S. Price by the Canadian price factor.
▶ See page 1 for details.

► Options, continued from previous page

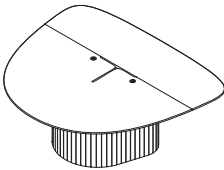
	Options	U.S. Price	Required to Specify
Surface Materials, continued	Composite Veneer Top (Contrasting), Side A		
	• Composite veneer group 1	+\$1182	Specify composite veneer color number.
	• Composite veneer group 2	+\$1252	Specify composite veneer color number.
	Composite Veneer Top (Non-Contrasting), Side B		
	• Composite veneer group 1	+\$ 612	Specify composite veneer color number.
	• Composite veneer group 2	+\$ 649	Specify composite veneer color number.
	Wood Top (Contrasting), Side A		
	• Customiz stain	No cost	Specify with <i>Customiz stain</i> .
	• Veneer group 1	+\$1300	Specify veneer color number.
	• Veneer group 3	+\$1689	Specify veneer color number.
• Full-fill finish on veneer group 1	+\$1399	Specify full-fill finish number.	
Wood Top (Non-Contrasting), Side B			
• Customiz stain	No cost	Specify with <i>Customiz stain</i> .	
• Veneer group 1	+\$ 673	Specify veneer color number.	
• Veneer group 3	+\$ 888	Specify veneer color number.	
• Full-fill finish on veneer group 1	+\$ 726	Specify full-fill finish number.	
Base			
• P630 Medium Heather Grey	No cost	Specify P630 Medium Heather Grey.	
• P631 Dark Heather Grey	No cost	Specify P631 Dark Heather Grey.	
Surface Power	Device Configuration – Left		
	• 110V AC	No cost	Specify with <i>110V AC</i> .
	• 60W USB-C	+\$ 285	Specify with <i>60W USB-C</i> .
	• 20W USB A+C	+\$ 142	Specify with <i>20W USB A+C</i> .
	Device Configuration – Right		
	• 110V AC	No cost	Specify with <i>110V AC</i> .
	• 60W USB-C	+\$ 285	Specify with <i>60W USB-C</i> .
	• 20W USB A+C	+\$ 142	Specify with <i>20W USB A+C</i> .
	Power Finish		
	• 6009 Arctic White	No cost	Specify 6009 Arctic White.
• 6000 Black	No cost	Specify 6000 Black.	
• 6527 Merle	No cost	Specify 6527 Merle.	
• 6052 Milk	No cost	Specify 6052 Milk.	
• 6249 Platinum	No cost	Specify 6249 Platinum.	

Tip: Power devices come with 72" cord and NEMA 5-15 3-Prong OCP plug types only.

Ocular Tables

Specification Information

Style Number	U.S. Base Price
STPOCUGMD5	\$7102



 **For Canadian Pricing**
 Multiply U.S. Price by the Canadian price factor.
 ► See page 1 for details.

Coupe3

Standard Includes		Required to Specify
<ul style="list-style-type: none"> ▶ Need help? Product details, page 458 	<ul style="list-style-type: none"> • Top: High-Pressure Laminate price group 1 with 3 mm slice edge • Base: PET wrapped steel column base • Tech panel • Power, is selected: paint 	<ol style="list-style-type: none"> 1 Style number 2 Surface power (see below under Required Selections) 3 Laminate color for top 4 Plastic color number for 3 mm plastic edge 5 PET color for base wrap 6 Options, if selected (see below) <ul style="list-style-type: none"> ▶ See <i>Surface Materials</i>, page 496.

Tip: The straight aperture has a 1/2" width that can support data, HDMI, USB Type A/C, lighting, and many other cable types.

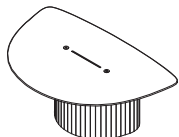
Required Selections	U.S. Price	Required to Specify
Surface Power <ul style="list-style-type: none"> • No power • With power 	No cost +\$ 127	Specify <i>with no power</i> . Specify <i>with power</i> .

Options	U.S. Price	Required to Specify
Surface Materials		
High-Pressure Laminate Top <ul style="list-style-type: none"> • High-Pressure Laminate price group 1 • High-Pressure Laminate price group 2 • High Pressure Laminate price group 3 • Open Line laminate 	No cost +\$ 50 +\$ 100 +\$ 111	Specify laminate color number. Specify laminate color number. Specify laminate color number. Specify laminate color number.
Composite veneer top <ul style="list-style-type: none"> • Composite veneer group 1 • Composite veneer group 2 	+\$1266 +\$1342	Specify composite veneer color number. Specify composite veneer color number.
Wood Top <ul style="list-style-type: none"> • Customiz stain • Veneer group 1 • Veneer group 3 • Full-fill finish on veneer group 1 	No cost +\$1393 +\$1706 +\$1474	Specify <i>with Customiz stain</i> . Specify veneer color number. Specify veneer color number. Specify full-fill finish number.
Base <ul style="list-style-type: none"> • P630 Medium Heather Grey • P631 Dark Heather Grey 	No cost No cost	Specify P630 Medium Heather Grey. Specify P631 Dark Heather Grey.

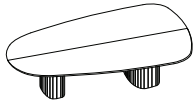
Tip: Power devices come with 72" cord and NEMA 5-15 3-Prong OCP plug types only.

Surface Power	Device Configuration—Left <ul style="list-style-type: none"> • 110V AC • 60W USB-C • 20W USB A+C 	No cost +\$ 285 +\$ 142	Specify <i>with 110V AC</i> . Specify <i>with 60W USB-C</i> . Specify <i>with 20W USB A+C</i> .
	Device Configuration—Right <ul style="list-style-type: none"> • 110V AC • 60W USB-C • 20W USB A+C 	No cost +\$ 285 +\$ 142	Specify <i>with 110V AC</i> . Specify <i>with 60W USB-C</i> . Specify <i>with 20W USB A+C</i> .
	Power Finish <ul style="list-style-type: none"> • 6009 Arctic White • 6000 Black • 6527 Merle • 6052 Milk • 6249 Platinum 	No cost No cost No cost No cost No cost	Specify 6009 Arctic White. Specify 6000 Black. Specify 6527 Merle. Specify 6052 Milk. Specify 6249 Platinum.

Specification Information	
Style Number	U.S. Base Price
STPOCUGMD3	\$5004



Sightline



▶ Need help? Product details, page 462

Standard Includes

- Top: High-Pressure Laminate price group 1 with 3 mm plastic edge
- Base: PET wrapped plywood column base
- Tech panel
- Cable covers

Required to Specify

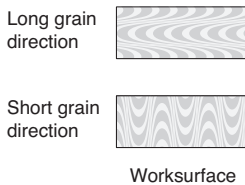
- 1 Style number
 - 2 Top finish
 - 3 Depth (see below under Required Selections)
 - 4 Width (see below under Required Selections)
 - 5 Edge profile (see below under Required Selections)
 - 6 Plastic color number for 3 mm plastic edge, if selected
 - 7 PET color for base wrap
 - 8 Options, if selected (see below)
- ▶ See *Surface Materials*, page 496.

Tip: If power is desired, pair this table with the utility power package—STPOCUPWRUT. See Related Products.

Tip: Grommets are available on both 3 mm plastic edge and knife edge. Aperture only available on knife edge.

Tip: Wood edge finish will match top finish.

	Required Selections	U.S. Price	Required to Specify
Depth	<ul style="list-style-type: none"> • 91"D • 120"D • 156"D 	Prices at right Prices at right Prices at right	Specify depth. Specify depth. Specify depth.
Width	<ul style="list-style-type: none"> • 66"W • 74"W 	Prices at right Prices at right	Specify width. Specify width.
Edge Profile	<ul style="list-style-type: none"> • 3 mm plastic edge • 3 mm wood edge • Knife edge <ul style="list-style-type: none"> – 91"D – 102"D – 156"D 	No cost No cost +\$791 +\$989 +\$989	Specify with 3 mm plastic edge. Specify with 3 mm wood edge. Specify with knife edge. Specify with knife edge. Specify with knife edge.



Tip: Surfaces standard offering is long grain direction. Tops greater than 120"D will have short grain direction.

Tip: Laminate finish 2UH4 is not available on the 156"D X 74"W configuration.



Tip: To be able to add pyramid power, you must specify with either grommet or aperture cutout.

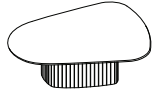
	Options	U.S. Price	Required to Specify
Surface Materials	High-Pressure Laminate top <ul style="list-style-type: none"> • High-Pressure Laminate price group 1 • High-Pressure Laminate price group 2 • High-Pressure Laminate price group 3 • Open Line laminate (OLL) 	No cost Prices at right Prices at right Prices at right +\$111 plus cost of laminate	Specify laminate color number. Specify laminate color number. Specify laminate color number. Specify laminate color number.
	Composite veneer top <ul style="list-style-type: none"> • Composite veneer group 1 • Composite veneer group 2 	Prices at right Prices at right	Specify composite veneer color number. Specify composite veneer color number.
	Wood top <ul style="list-style-type: none"> • Customiz stain • Veneer group 1 • Veneer group 2 • Veneer group 3 • Full-fill finish on veneer group 1 	No cost Prices at right Prices at right Prices at right Prices at right	Specify with Customiz stain. Specify veneer color number. Specify veneer color number. Specify veneer color number. Specify full-fill finish number.
	Base <ul style="list-style-type: none"> • P636 Light Heather Grey • P631 Dark Heather Grey 	No cost No cost	Specify P636 Light Heather Grey. Specify P631 Dark Heather Grey.
Cutouts	<ul style="list-style-type: none"> • No cutouts • Grommet • Aperture 	No cost +\$190 +\$190	Specify with no cutout. Specify with grommet and color number. Specify with aperture.
Related Products	<ul style="list-style-type: none"> • Utility power package • Cord management clips • Power pyramid NEMA • Power pyramid modular 		▶ Page 488 ▶ Page 489 ▶ Page 490 ▶ Page 491



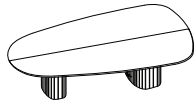
For Canadian Pricing
 Multiply U.S. Price by the Canadian price factor.
 ▶ See page 1 for details.

Specification Information

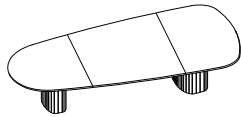
• Style Number	• Dimensions		• U.S. Base Price	• Options (Add \$ to Base Price)							
	D	W		High-Pressure Laminate		Composite Veneer		Wood			Full-Fill Finish
				Price	Price	Group	Group	Group	Group	Group	
				Group	Group	1	2	1	2	3	
				2	3						



STPOCUSGT	91"	66"	\$5803	+\$178	+\$214	+\$1277	+\$1315	+\$1404	+\$1446	+\$1663	+\$1613
------------------	-----	-----	--------	--------	--------	---------	---------	---------	---------	---------	---------



STPOCUSGT	120"	66"	\$7253	+\$223	+\$268	+\$1596	+\$1644	+\$1756	+\$1808	+\$2079	+\$1988
------------------	------	-----	--------	--------	--------	---------	---------	---------	---------	---------	---------



STPOCUSGT	156"	74"	\$9726	+\$223	+\$268	+\$1596	+\$1644	+\$1756	+\$1808	+\$2079	+\$1988
------------------	------	-----	--------	--------	--------	---------	---------	---------	---------	---------	---------

Ocular Tables

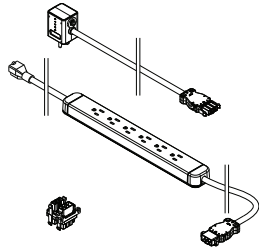


For Canadian Pricing

Multiply U.S. Price by the Canadian price factor.

▶ See page 1 for details.

Utility Power Package



*Tip: For use with the Sightline tables. If power pyramids are also needed, pair this style with **TSBPAPYR** or **DSMPPSPYR**.*

Standard Includes	Required to Specify
-------------------	---------------------

- | | |
|--|---|
| <ul style="list-style-type: none"> ▶ Need help? Product details, page 463 | <ul style="list-style-type: none"> • 24" undersurface utility power cord: black • 120" infeed cord • Power finish: 6000 Black • Standard NEMA 5-15 3-prong OCP power plug • Distribution block |
|--|---|

Style number

Related Products

- | | |
|---|--|
| <ul style="list-style-type: none"> • Sightline • Cord management clips • Power pyramid NEMA • Power pyramid modular | <ul style="list-style-type: none"> ▶ Page 486 ▶ Page 489 ▶ Page 490 ▶ Page 491 |
|---|--|

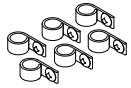
Specification Information	
---------------------------	--

• Style Number	• U.S. Price
STPOCUPWRUT	\$670



For Canadian Pricing
 Multiply U.S. Price by the Canadian price factor.
 ▶ See page 1 for details.

Cord Management P-Clips—Six-Pack



Standard Includes	Required to Specify
<ul style="list-style-type: none"> ▶ Need help? Product details, page 462 • Cord management P-clips and screws 	<ul style="list-style-type: none"> Style number

Related Products	
<ul style="list-style-type: none"> • Utility power package • Sightline • Power pyramid NEMA • Power pyramid modular 	<ul style="list-style-type: none"> ▶ Page 488 ▶ Page 486 ▶ Page 490 ▶ Page 491

Specification Information		
• Quantity	• Style Number	• U.S. Price
Six	DSPCLIP6	\$20
:	:	:
:	:	:

Tip: Use with Sightline utility power package—**STPOCUPWRUT**.

Tip: Cord clip screw length for minimum worksurface thickness of 3/4".

 **For Canadian Pricing**
Multiply U.S. Price by the Canadian price factor.
▶ See page 1 for details.

Power Pyramid NEMA



Tip: For use with the Sightline tables.

Tip: When ordering two **TS8PAPYR**, specify with 10' cord for first pyramid, and 6' cord for second pyramid.

Tip: For Chicago hardwire, we recommend pairing the Sightline table with the NEMA power pyramid; must supply hardwire box and conduit.

Tip: Local electrical codes vary, consult with local jurisdiction and codes.

Tip: When pairing this power pyramid with the Sightline tables, the utility power package **STPOCUPWRUT** is also needed.

Standard Includes		Required to Specify
▶ Need help? Product details, page 462	• Freestanding pyramid shaped power and USB: plastic price group 1	1 Style number 2 Cord length (see below under Required Selections) 3 Power/USB/data schematics (see below under Required Selections) 4 Plastic color number for pyramid shaped power 5 Options, if selected (see below) ▶ See <i>Surface Materials</i> , page 496.

Required Selections	U.S. Price	Required to Specify
Cord Length	• 6' cord • 10' cord	No cost +\$52
Power/USB/Data Schematics	• 4 power • 2 power/1 USB A+C 20W	No cost +\$95
		Specify with 6' cord length. Specify with 10' cord length. Specify with 4 power. Specify with 2 power/1 USB A+C 20W.

Options	U.S. Price	Required to Specify
Surface Materials	• Plastic price group 1 • Plastic price group 2	No cost +\$13
		Specify plastic color number. Specify plastic color number.

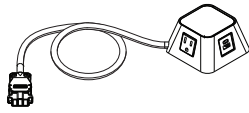
Related Products		
• Sightline		▶ Page 486
• Utility power package		▶ Page 488
• Cord management clips		▶ Page 489
• Power pyramid modular		▶ Page 491

Specification Information	
Style Number	U.S. Base Price
TS8PAPYR	\$501



For Canadian Pricing
Multiply U.S. Price by the Canadian price factor.
▶ See page 1 for details.

Power Pyramid Modular



Tip: For use with the Sightline tables.

Tip: When ordering two **DSMPPSPYR**, specify with 10' cord for first pyramid, and 6' cord for second pyramid.

Tip: Local electrical codes vary, so consult with your local authority having jurisdiction as they have final say if the products as installed are compliant with local code.

Tip: When pairing this power pyramid with the Sightline tables, the utility power package — **STPOCUPWRUT** is also needed.

Standard Includes		Required to Specify
<ul style="list-style-type: none"> ▶ Need help? Product details, page 462 	<ul style="list-style-type: none"> • Desktop powerstrip module • Freestanding base • Universal modular power connector • Power cord: white • NRTL listed 	<ol style="list-style-type: none"> 1 Style number 2 Plastic color number for pyramid: <ul style="list-style-type: none"> 6059 Sterling Dark Solid 6205 Black 6BD8 Snow 3 Power configuration (see below under Required Selections) 4 Power cord (see below under Required Selections)


Required Selections	U.S. Price	Required to Specify
Power Configuration <ul style="list-style-type: none"> • Four power outlets • Two power, one USB A+C 20W 	No cost +\$69	Specify with four power outlets. Specify with two power, one USB A+C 20W.
Power Cord <ul style="list-style-type: none"> • 6' cord • 10' cord 	No cost +\$22	Specify with 6' cord. Specify with 10' cord.
Related Products <ul style="list-style-type: none"> • Sightline • Utility power package • Cord management clips • Power pyramid NEMA 		<ul style="list-style-type: none"> ▶ Page 486 ▶ Page 488 ▶ Page 489 ▶ Page 490

Specification Information			
Dimensions		Style	U.S.
D	W	Number	Base Price
2 ¹ / ₁₀ "	3 ⁹ / ₁₀ "	DSMPPSPYR	\$462

Ocular Tables

 **For Canadian Pricing**
 Multiply U.S. Price by the Canadian price factor.
 ▶ See page 1 for details.

Coupe Tower

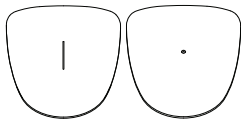


Tip: Monitor mount has multiple adjustable positions accommodating optimum viewing.

Tip: Maximum weight for monitor mount is to 80 pounds.

Tip: Towers accommodate 55"–65" monitors, must use provided monitor mounts.

Tip: **STPOCUPWRUT** can be modified through Specials so that it does not impact the ability to be more flushed against a wall.



Aperture Grommet

Tip: Grommets are available on both 3 mm plastic or wood edge and knife edge. Aperture only available on knife edge.

Tip: Shroud is not retrofittable in field.

Tip: To be able to add power modules, you must specify with one of the power module cutout options.

Standard Includes	Required to Specify
<ul style="list-style-type: none"> ▶ Need help? Product details, page 470 • Top: High-Pressure Laminate price group 1 with 3 mm plastic edge • Base: PET wrapped plywood column base • Back panel: High-Pressure Laminate price group 1 with 3 mm plastic edge • Tech panel with covers: paint • Footring, if standing height is selected: 7360 Merle 	<ol style="list-style-type: none"> 1 Style number 2 Width (see below under Required Selections) 3 Depth (see below under Required Selections) 4 Top finish 5 Plastic color number for 3 mm plastic edge, if selected 6 PET color for base wrap 7 Laminate color for panel 8 Paint color for tech covers 9 Options, if selected (see below) <p>▶ See <i>Surface Materials</i>, page 496.</p>

Required Selections	U.S. Price	Required to Specify
Width	<ul style="list-style-type: none"> • 48"W Prices at right • 60"W Prices at right 	Specify width. Specify width.

Depth	<ul style="list-style-type: none"> • 61"D Prices at right • 67"D Prices at right 	Specify depth. Specify depth.
--------------	--	----------------------------------

Options	U.S. Price	Required to Specify
Surface Materials		
High-Pressure Laminate top		
• High-Pressure Laminate price group 1	No cost	Specify laminate color number.
• High-Pressure Laminate price group 2	+\$ 170	Specify laminate color number.
• High Pressure Laminate price group 3	+\$ 204	Specify laminate color number.
• Open Line Laminate (OLL)	+\$ 111 plus cost of laminate	Specify laminate color number.

Composite veneer top		
• Composite veneer group 1	No cost	Specify composite veneer color number.
• Composite veneer group 2	+\$1249	Specify composite veneer color number.

Wood top		
• Customiz stain	No cost	Specify <i>with Customiz stain</i> .
• Veneer group 1	+\$1335	Specify veneer color number.
• Veneer group 2	+\$1374	Specify veneer color number.
• Veneer group 3	+\$1580	Specify veneer color number.
• Full-fill finish on veneer group 1	+\$1480	Specify full-fill finish number.

Base and shroud		
• P631 Dark Heather Grey	No cost	Specify P631 Dark Heather Grey.
• P636 Light Heather Grey	No cost	Specify P636 Light Heather Grey.

Panel		
• 2730 Arctic White	No cost	Specify 2730 Arctic White.
• 2883 Seagull	No cost	Specify 2883 Seagull.
• 2HMG Merle	No cost	Specify 2HMG Merle.

Cable cover		
• 7241 Arctic White	No cost	Specify 7241 Arctic White.
• 7243 Seagull	No cost	Specify 7243 Seagull.
• 7360 Merle	No cost	Specify 7360 Merle.

Edge Profile	<ul style="list-style-type: none"> • 3 mm plastic edge No cost • 3 mm wood edge No cost • Knife edge +\$ 742 	Specify <i>with 3 mm plastic edge</i> . Specify <i>with 3 mm wood edge</i> . Specify <i>with knife edge</i> .
---------------------	---	---

Monitor Shroud	<ul style="list-style-type: none"> • No shroud No cost • Monitor shroud +\$ 305 	Specify <i>with no monitor shroud</i> . Specify <i>with monitor shroud</i> .
-----------------------	---	---

▶ Options, continued on next page

► Options, continued from previous page

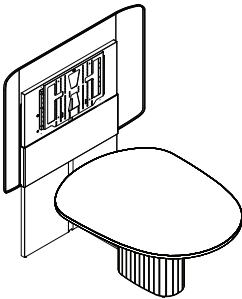
Options	U.S. Price	Required to Specify
Cutouts		
• No cutout	No cost	Specify <i>with no cutout</i> .
• Power module	No cost	Specify <i>with power module</i> .
• Grommet	+\$95	Specify <i>with grommet</i> and color number for grommet.
• Grommet and power module cutout	+\$95	Specify <i>with grommet and power module cutout</i> and color number for grommet.
• Aperture	+\$95	Specify <i>with aperture</i> .
• Aperture and power module cutout	+\$95	Specify <i>with aperture and power module cutout</i> .
Related Products		
• Utility power package		► Page 488
• Cord management clips		► Page 489
• Power module		► Page 494

Specification Information

Style Number	Dimensions			U.S. Base Price
	D	W	H	


Coupe Tower Seated

STPOCUTWRSE	D	W	H	U.S. Base Price
	61"	48"	29"	\$6371
	67"	60"	29"	\$7195



Coupe Tower Standing

STPOCUTWRST	D	W	H	U.S. Base Price
	61"	48"	40"	\$7187
	67"	60"	40"	\$8101

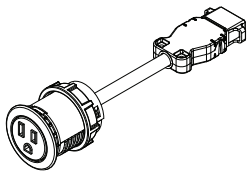


For Canadian Pricing

Multiply U.S. Price by the Canadian price factor.

► See page 1 for details.

Power Module



▶ Need help?
Product details,
page 453

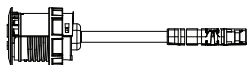

Standard Includes

- Power module: plastic
- Cord: 72" length

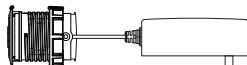
Required to Specify

- 1 Style number
- 2 Device configuration left (see below under Required Selections)
- 3 Device configuration right (see below under Required Selections)

Tip: Power cutouts included when power is specified.



110V 1 Power



20W USB A+C



60W USB-C

Tip: Power utility package (**STPOCUPWRUT**) is required when optioning surface power.

	Required Selections	U.S. Price	Required to Specify
Device Configuration Left	<ul style="list-style-type: none"> • 110V 1 Power • 20W USB A+C • 60W USB-C 	No cost +\$142 +\$285	Specify with 100V 1 power. Specify with 20W USB A+C. Specify with 60W USB-C.

Device Configuration Right	<ul style="list-style-type: none"> • 110V 1 Power • 20W USB A+C • 60W USB-C 	No cost +\$142 +\$285	Specify with 100V 1 power. Specify with 20W USB A+C. Specify with 60W USB-C.
-----------------------------------	--	-----------------------------	--

Surface Materials	Options	U.S. Price	Required to Specify
Plastic	• 6000 Black	No cost	Specify 6000 Black.
	• 6009 Arctic White	No cost	Specify 6009 Arctic White.
	• 6052 Milk	No cost	Specify 6052 Milk.
	• 6249 Platinum Solid	No cost	Specify 6249 Platinum Solid.
	• 6527 Merle	No cost	Specify 6527 Merle.

Related Products	<ul style="list-style-type: none"> • Utility power package • Cord management clips • Coupe tower 	▶ Page 488 ▶ Page 489 ▶ Page 492
-------------------------	---	--

Specification Information

Style Number	U.S. Base Price
--------------	-----------------

STPOCUPWRSNP	\$127
---------------------	-------

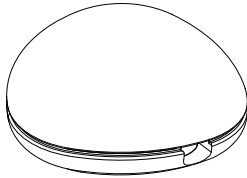


For Canadian Pricing

Multiply U.S. Price by the Canadian price factor.

▶ See page 1 for details.

Cable Pod Pack



Tip: Pods are sold in packs of four (4) – each pack can support two cables.

Standard Includes	Required to Specify
<ul style="list-style-type: none"> ▶ Need help? Product details, page 476 • Pod pack: A four (4) pack that includes the cable pods, assembly fasteners, clasp cushions, and a non slip adhesive bottom • Painted aluminum casting in 4710 Low Gloss Black paint finish 	<ul style="list-style-type: none"> • Style number

Specification Information	
• Style Number	• U.S. Price
STPCBLPOD	\$211

 **For Canadian Pricing**
 Multiply U.S. Price by the Canadian price factor.
 ▶ See page 1 for details.

Surface Materials

Resources

For more information about surface materials, refer to the following resources:

Additional surface materials specification tools are available to assist you in the specification process—the Surface Materials Binders.

The global surface materials palette is a core collection of finishes that is available across multiple geographies (Americas/EMEA – Europe, Middle East, and Africa/ APAC – Asia Pacific) and on global product lines, where applicable. For a list of finishes included in the offering, see the Surface Materials Reference Manual. Additional details, like product approvals by geography and finish number conversions, can also be found in the Surface Materials Reference Manual or see steelcase.com/surface-materials.

Surface Materials Binders

- include:
- Surface Materials Reference Manual
 - A complete set of swatch cards for hard surfaces, vertical surface fabrics, and seating upholstery

Fabric

Steelcase Surfaces

- Applies to:
- Arc tables

Price Group 1

- PET**
- P630 Medium Heather Grey
 - P631 Dark Heather Grey

- Applies to:
- Coupe and Sightline tables

Price Group 1

- PET**
- P631 Dark Heather Grey
 - P636 Light Heather Grey

ⓔ = Excluded

Paint

Steelcase Surfaces

Price Group 1

Smooth Paint

- 4242 Milk
- 4710 Low Gloss Black

Textured Paint

- 7207 Black
- 7237 Slate
- 7238 Fieldstone
- 7239 Midnight ⓔ
- 7241 Arctic White
- 7250 Sterling Dark Solid
- 7360 Merle

Price Group 2

Smooth Paint

- 0835 Black
- 4700 Warm White

Smooth Metallic Paint

- 4750 Champagne Metallic
- 4799 Platinum Metallic
- 4803 Near Black Metallic

Price Group 3

Accent Paint

- 1ATG Rose Quartz
- 4AV3 Blue Jay
- 4AV4 Baltic
- 4AX1 Citron
- 4AY2 Chili
- 4AZ5 Marlin
- 4CZ5 Honey
- 4CZ6 Lagoon
- 4CZ8 Light Peacock

Lux Coatings

- 4B20 Obsidian
- 4B22 Matte Brass
- 4B23 Burnished Bronze
- 4B24 Night Bronze
- 4B25 Matte Copper
- 4B26 Smoked Mica
- 4B29 Cast Iron

Custom Surfaces

Price Group 3

PerfectMatch

PerfectMatch is a service that allows you to create your own paint color. Refer to the *Surface Materials Reference Manual* for more information about this program.

Accessory Paint

Steelcase Surfaces

Applies to:

- Ocular tables
- 4140 Arctic White Gloss
- 4144 Black Gloss

Laminate

Applies to:

- Ocular tables

Steelcase Surfaces

High-Pressure Laminate

Price Group 1

Fiber Laminate

- 2850 Vanadium Fiber
- 2854 Vellum Fiber ⓔ
- 2860 Granite Fiber
- 2862 Stucco Fiber ⓔ

Micro Laminate

- 2920 Marl Micro
- 2921 Gypsum Micro
- 2922 Clay Micro

Patina Laminate

- 2870 Blonde Bronze Patina
- 2873 Instant Iron Patina

Solid Laminate

- 2722 Cream ⓔ
- 2730 Arctic White
- 2746 Black
- 2759 Warm White
- 2811 Mist ⓔ
- 2883 Seagull
- 2884 Milk
- 2885 Dune
- 2HAA Persian Salt
- 2HAB Rose
- 2HAC Indigo
- 2HAD Green Citrine ⓔ
- 2HAE Dark Olivine
- 2HAF Cloudy
- 2HMG Merle
- 2HWU Clay
- 2HWV Chalk

Speckle Laminate

- 2820 Coffee Speckle ⓔ
- 2823 Driftwood Speckle
- 2824 Smoke Speckle
- 2825 Vanadium Speckle

Tip: Some wood veneer finishes and woodgrain laminates share the same name. Because of the difference in materials, veneers and laminates of the same name are not an exact match but do coordinate with each other.

Woodgrain Laminate

- 2409 Clear Maple
- 2410 Graphite Walnut
- 2511 Winter on Maple ⓔ
- 2535 Virginia Walnut
- 2536 Blackwood
- 2538 Clear Walnut
- 2592 Blonde on Maple ⓔ
- 2714 Natural Walnut ⓔ
- 2HAK Clear Oak
- 2HAN Ash Noce
- 2HAT Acacia
- 2HAW Ash Wenge
- 2HBN Bisque Noce
- 2HBW Bisque Wenge
- 2HCN Clay Noce
- 2HCW Clay Wenge
- 2HSN Storm Noce
- 2HSW Storm Wenge
- 2HWA Grey Kingswood
- 2HWB Planked Walnut
- 2HWD Resolute Walnut
- 2HWE Natural Recon
- 2HWF Smoked Walnut ⓔ
- 2HZA Waxed Maple
- 2H2B Natural Ash
- 2H2C Aged Ash
- 2H2D Ashwood Oak
- 2H2E Ashwood Beige
- 2H2F White Washed Birchply

Price Group 2

Textured Laminate

- 2TH2 Fawn Cypress
- 2TH4 Saddle Oak
- 2TH5 Veranda Teak
- 2TH7 Walnut Heights
- 2UH1 Reclaimed Aggregate
- 2UH2 Reclaimed Gravel
- 2UH4 Cement
- 2UH6 Sheetrock

Price Group 3

Solid Laminate

- 24H1 Satin White
- 24H2 Satin Black
- 24H3 Satin Stone
- 24H4 Satin Mocha

Custom Surfaces

Open Line Laminate (OLL)

This service allows you to order non-standard laminate at an additional processing fee of \$111 U.S. per unit, plus the cost of the laminate. High-Pressure Laminate pricing does not include premium or digitally printed patterns from any suppliers. Laminate cost may also vary for basic or standard laminates from other suppliers. Please contact the OLL consultant at 616.475.2426 for pricing. The cost of the laminate will be added to your invoice as a separate line on the acknowledgement.

When processing orders for Open Line laminate on Universal worksurfaces and Universal Storage tops, specify 2900 in the laminate finish field and enter the OLL manufacturer information. Enter the required edge finish as you would a standard laminate.

Laminate Approval and Material Requirements

To confirm whether a particular laminate has already been tested for use on a specific Steelcase product or to determine material square foot requirements:

- Visit www.steelcase.com

For additional information, refer to the *Steelcase Surface Materials Reference Manual*.

Wood

- Applies to:
- Ocular tables

Steelcase carefully selects veneer and solid wood for consistent color and grain structure. Wood is a natural material and variations will occur in color, grain and texture. These variations are part of the inherent natural beauty of wood and are not considered defects.

All wood products will darken with age and exposure to ultraviolet light. This is especially apparent with cherry and maple veneer. We recommend that desk accessories be rearranged periodically to ensure even aging of wood surfaces.

When storing your wood furniture, please follow the following guidelines:

- Do not store products in trailers
- Store products in areas that simulate office temperatures (60°F to 90°F)
- Store products in areas that maintain constant, office-like humidity levels
- Keep product away from light. Cover products to make sure they are not exposed to light.

Steelcase Surfaces

Veneers are matched for proper balance and consistency. Veneers are available flat cut or quarter cut, except for Oak, which is rift cut. Refer to the *Surface Materials Reference Manual* for descriptions of each cut.

Open-pore finish is a medium gloss finish that leaves the wood grain texture visible to the eye and distinguishable to the touch.

Veneer

Wood Group 1

Flat-Cut Open-Pore

- 3062 FC/OP Graphite Walnut
- 3402 FC/OP Clear Cherry (Aged)
- 3412 FC/OP Natural Cherry **E**
- 3422 FC/OP Medium Cherry
- 3522 FC/OP Clear Maple
- 3592 FC/OP Blonde on Maple **E**
- 3702 FC/OP Clear Walnut
- 3712 FC/OP Natural Walnut
- 3752 FC/OP Medium Walnut **E**
- 3762 FC/OP Dark Walnut
- 3772 FC/OP Medium Mahogany on Walnut

Flat-Cut Low Sheen

- V1AC FC/LS Natural (Raw) Cherry
- V1AM FC/LS Clear Maple
- V1CC FC/LS Medium Amber Cherry
- V1EW FC/LS Dark Walnut

Flat-Cut Open-Pore, Natural Veneer

- 3342 FC/OP Black Walnut
- 35A2 FC/OP Blanch Maple
- 37A2 FC/OP Thunder Walnut

Quarter-Cut Open-Pore

- 3042 QC/OP Ash **E**
- 3222 QC/OP Clear Maple
- 3292 QC/OP Blonde on Maple **E**
- 3302 QC/OP Clear Walnut
- 3312 QC/OP Natural Walnut
- 3352 QC/OP Medium Walnut **E**
- 3362 QC/OP Dark Walnut
- 3372 QC/OP Medium Mahogany on Walnut
- 3382 QC/OP Graphite Walnut

Quarter-Cut Open-Pore, Natural Veneer

- 32A2 QC/OP Blanch Maple
- 33A2 QC/OP Thunder Walnut
- 3392 QC/OP Black Walnut

Rift-Cut Open-Pore

- 3602 RC/OP Desert Oak

Rift-Cut Open-Pore, Natural Veneer

- 36A2 RC/OP Volcanic Oak

Wood Group 3

Flat-Cut Open-Pore, Natural Veneer

- 3082 FC/OP Washed Walnut

Wood Group 1

Open-Pore Planked Veneer

- 3P41 OP Planked Cherry
- 3P51 OP Planked Maple
- 3P61 OP Planked Oak
- 3P71 OP Planked Walnut
- 3VFX OP Unmarked Oak

Tip: Known for its uniqueness, planked veneer has intentional and natural variations that include, but are not limited to: character marks, grain pattern, color, and natural color aging.

Full-Fill

Full-fill finish is a medium-gloss finish that completely fills the grain texture, yet allows the grain pattern to be seen. The wood has a lustrous, satiny look, and it is smooth to the touch. This finish is available on the wood worksurface or field-installed top only.

Wood Group 2

Flat-Cut Full-Fill

- 3064 FC/FF Graphite Walnut **E**
- 3404 FC/FF Clear Cherry (Aged) **E**
- 3414 FC/FF Natural Cherry **E**
- 3424 FC/FF Medium Cherry **E**
- 3524 FC/FF Clear Maple **E**
- 3544 FC/FF Blonde on Maple **E**
- 3704 FC/FF Clear Walnut **E**
- 3714 FC/FF Natural Walnut **E**
- 3754 FC/FF Medium Walnut **E**
- 3764 FC/FF Dark Walnut **E**
- 3774 FC/FF Medium Mahogany on Walnut **E**

Flat-Cut Full-Fill, Natural Veneer

- 3734 FC/FF Black Walnut **E**

Quarter-Cut Full-Fill

- 3224 QC/FF Clear Maple **E**
- 3294 QC/FF Blonde on Maple **E**
- 3304 QC/FF Clear Walnut **E**
- 3314 QC/FF Natural Walnut **E**
- 3354 QC/FF Medium Walnut **E**
- 3364 QC/FF Dark Walnut **E**
- 3374 QC/FF Medium Mahogany on Walnut **E**
- 3384 QC/FF Graphite Walnut **E**

Quarter-Cut Full-Fill, Natural Veneer

- 3394 QC/FF Black Walnut **E**

Rift-Cut Full-Fill

- 3604 RC/FF Desert Oak **E**

Wood Group 3

Flat-Cut Full-Fill, Natural Veneer

- 3084 FC/FF Washed Walnut **E**

Premium Veneers

A selection of Premium veneers in this collection are available on most Steelcase brand products. The collection will be available as close to standard leadtimes as possible. However, because adequate supplies of veneer and solids must be secured, all orders will be scheduled individually. Leadtimes will vary based on Premium veneer and Premium solids availability at the time the order is placed. The collection is available as Wood Group 3 as part of our Select Surfaces program, and supported like standard veneers to make ordering easy. Please see the Steelcase surface materials section on village.steelcase.com for sample information and product line availability. All premium veneers are in clear-coat.

Wood Group 3

Quarter-Cut Open-Pore

- 3832 QC/OP Figured Anegre

E = Excluded

Surface Materials, continued

Select Surfaces**Composite Veneer**

Composite veneers are an engineered wood intended to create specific grain patterns and characteristics. They are pre-stained and finished with Steelcase's Clarity water-borne UV topcoat, which protects the environment while providing durability and clarity. Only open-pore finishes are available on composite wood. Composite veneer and matching edge bands are available on most Steelcase brand products. Composites, for use as a solid nosing substitute, are not available. Steelcase does not recommend mixing composite veneers with natural solid nosings because composite and natural wood grain and color matching are rarely compatible. Composite veneers are available as Wood Group 1 pricing as part of our Select Surfaces program.

Composite Veneer Group 1**Composite Flat-Cut Open-Pore**

3JDX FC/OP Oak Composite
 3JJX FC/OP Walnut Composite
 3LAX FC/OP Graphite on Oak Composite
 3LCX FC/OP Medium Cherry on Cherry Composite

Composite Quarter-Cut Open-Pore

3F8X QC/OP European Walnut Composite
 3GGX QC/OP Zebano Composite
 3HGX QC/OP Oak Composite
 3HVX QC/OP Walnut Composite
 3LBX QC/OP Clear Walnut on Walnut Composite
 3LDX QC/OP Natural Walnut on Walnut Composite
 3ZNX QC/OP Night Cerused Oak Composite

Composite Veneer Group 2**Composite Flat-Cut Open-Pore**

3LHX FC/OP Espresso on Walnut Composite

Composite Quarter-Cut Open-Pore

3LEX QC/OP Desert Oak on Oak Composite
 3LGX QC/OP Chai on Walnut Composite
 3LJX QC/OP Ebony on Walnut Composite

Custom Surfaces

Customiz stain is a service that allows you to create your own stain colors and finishes on standard veneer. Customiz stain color is available on all product lines that offer wood veneer.

A \$500 stain-matching fee applies on CUSTOMIZ requests (Exception: The \$500 fee does not apply on matches to Coalesse standard finishes or for a low-gloss finish request on a standard color). The \$500 fee covers the cost of formulating the Customiz color finish and applies regardless of whether or not an order for product is placed.

In addition, an approval form must be signed to indicate customer acceptance of Customiz match. A \$1500 initiation fee will be charged prior to first order entry. This initiation fee activates the finish for unlimited use on any Steelcase product for an 18 month time period. After the 18 month time period has lapsed, the Customiz finish may be reactivated for another 18 months for a \$1000 fee at any point within five years after the \$1500 initiation fee was paid. If the finish is not reactivated within five years after the \$1500 initiation fee was paid, the finish will be culled and the customer will need to pay the \$1500 initiation fee again. All style number related Customiz charges products are no cost as of April 2014. The matching and initiation fees are not discountable.

Customiz stain takes 10 days to formulate. Consult the *Surface Materials Reference Manual* for more information. Custom veneers are also available and must be quoted by Steelcase specials group. Customiz stain on custom veneers takes 2 to 4 weeks to formulate.

Requirements and information on ordering a Customiz stain color are found in the *Surface Materials Reference Manual*.

Plastic**Steelcase Surfaces**

Applies to:

- Ocular tables
- 6000 Black
- 6009 Arctic White
- 6034 Natural Cherry
- 6036 Medium Cherry
- 6037 Winter on Maple
- 6038 Blonde on Maple **E**
- 6041 Natural Walnut **E**
- 6052 Milk
- 6053 Seagull
- 6169 Stone
- 6170 Mocha
- 61AA Persian Salt
- 61AB Rose
- 61AC Indigo
- 61AD Green Citrine **E**
- 61AE Dark Olivine
- 61AF Cloudy
- 6213 Acacia
- 6219 Clear Oak
- 6231 Graphite Walnut
- 6234 Clear Cherry
- 6237 Clear Maple
- 6242 Virginia Walnut
- 6243 Blackwood
- 6245 Clear Walnut
- 6527 Merle
- 6615 Grey V5
- 6619 Ice **E**
- 6631 Cream **E**
- 6636 Mist
- 6654 Sand
- 6655 Warm White
- 66WA Grey Kingswood
- 66WB Planked Walnut
- 66WD Resolute Walnut
- 66WE Natural Recon
- 66WF Smoked Walnut
- 66WU Clay
- 66WV Chalk
- 6703 Ash Wenge
- 6704 Storm Wenge
- 6705 Bisque Wenge
- 6706 Clay Wenge
- 6707 Ash Noce
- 6708 Bisque Noce
- 6709 Clay Noce
- 6710 Storm Noce
- 6T02 Fawn Cypress
- 6T04 Saddle Oak
- 6T05 Veranda Teak
- 6T07 Walnut Heights
- 6T08 Aggregate
- 6T09 Gravel
- 6T10 Cement
- 6T12 Sheetrock

E = Excluded

Elbrook



Statement of Line **500**



Understanding

- Elbrook **502**
- Table Shapes **505**



Specifying

- Elbrook **508**



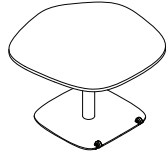
Surface Materials **514**

Statement of Line

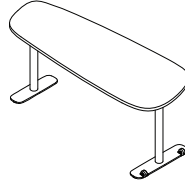
Tables



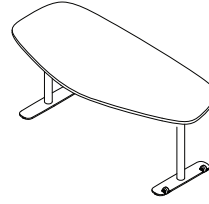
Personal
Understanding
▶ Page 502
Specifying
▶ Page 508



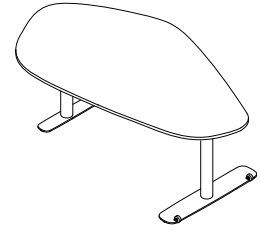
Huddle
Understanding
▶ Page 502
Specifying
▶ Page 508



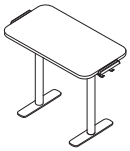
Team
Understanding
▶ Page 502
Specifying
▶ Page 508



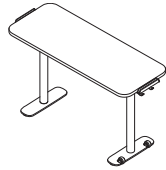
Group
Understanding
▶ Page 502
Specifying
▶ Page 508



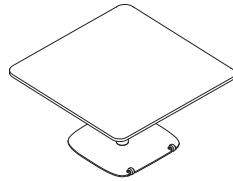
Collaborative
Understanding
▶ Page 502
Specifying
▶ Page 508



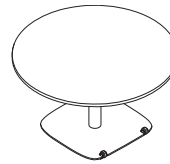
Personal Rectangle
Understanding
▶ Page 502
Specifying
▶ Page 510



Rectangle
Understanding
▶ Page 502
Specifying
▶ Page 510



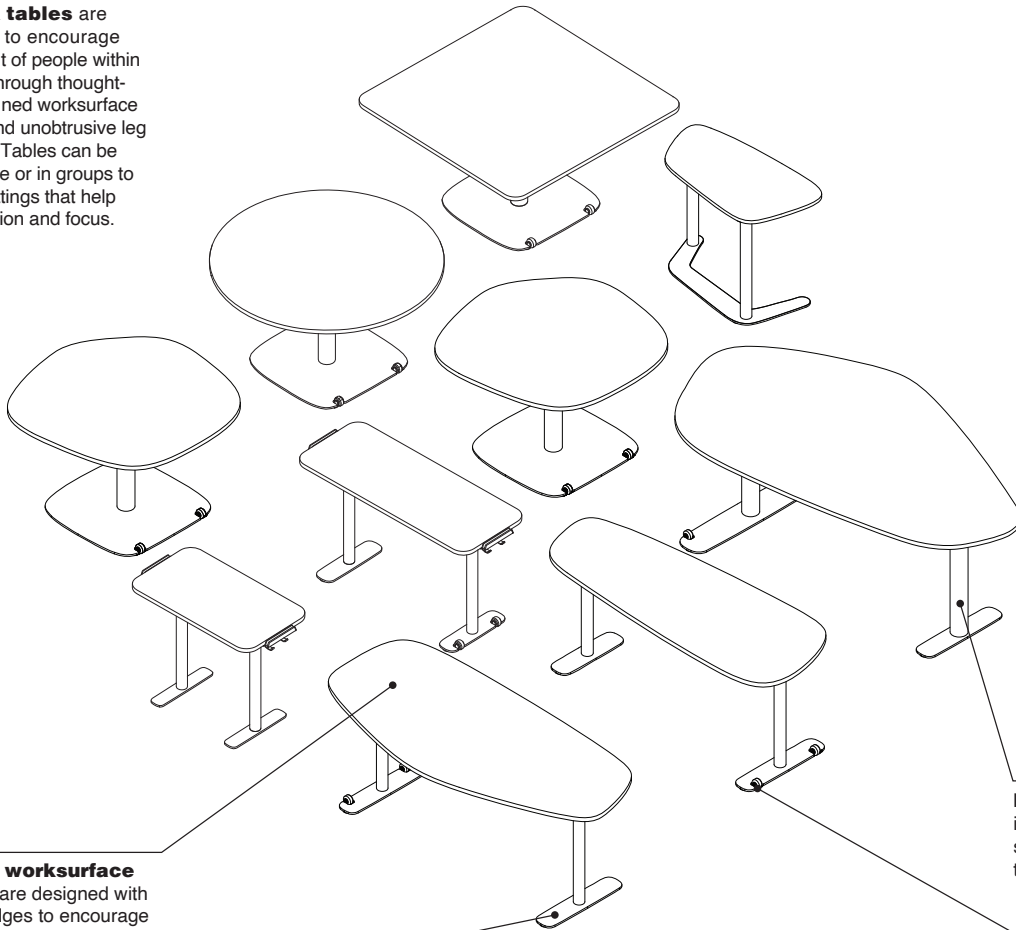
Square
Understanding
▶ Page 502
Specifying
▶ Page 512



Round
Understanding
▶ Page 502
Specifying
▶ Page 512

Elbrook

Elbrook tables are designed to encourage movement of people within a space through thoughtfully designed worksurface shapes and unobtrusive leg supports. Tables can be used alone or in groups to create settings that help collaboration and focus.

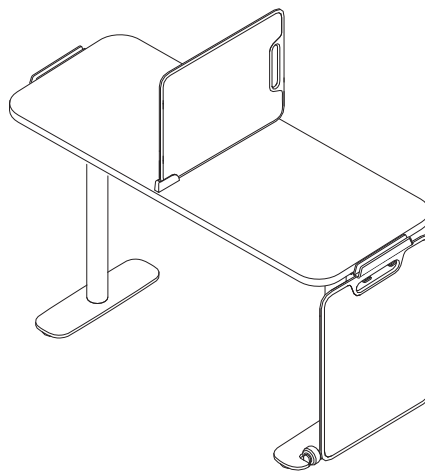


Elbrook worksurface shapes are designed with curved edges to encourage gathering on any side of the table.

Low profile bases are unobtrusive as users pull up to work.

Lounge, seated, and standing heights are available for a variety of spaces.

The Elbrook rectangle table supports worktools such as the Verb personal whiteboards, side dock and hooks, center docks, and fabric modesty panels.

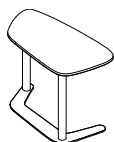


Recessed table legs are inset to allow maximum knee space while sitting around the table.

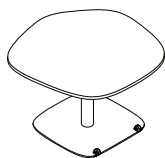
Skateboard wheels are highly durable for an ultra smooth movement when reconfiguring.

Product Details

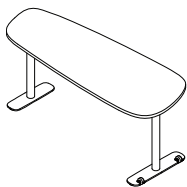
The Elbrook table collection is designed to allow people to move freely within a space. With organic worksurface shapes and inset table legs, Elbrook supports user needs while allowing maximum flexibility and freedom of movement.



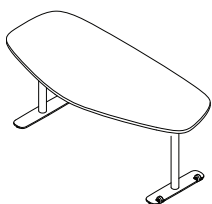
Elbrook personal table has a surface specifically designed to hold digital and analog worktools. The angular base is designed to clear chair legs as the user pulls up to the surface and also nestles under lounge furniture as a side table. Elbrook personal table comes in lounge height 26"H and seated height 28 1/2"H.



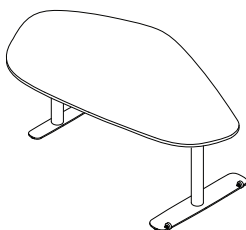
Elbrook huddle table's curved, organic shape works well in small areas allowing a space on any side. The huddle table works cohesively with the other shapes in the collection and is available in three heights; lounge height 26"H, seated height 28 1/2"H, and standing height 38 1/2"H.



Elbrook team table is the ideal size for two users. The surface is large enough to spread out and work in teams or individually, with easy access for others to join in as needed. Elbrook team table is available in lounge height 26"H, seated height 28 1/2"H, and standing height 38 1/2"H.



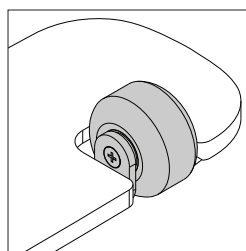
Elbrook group table is a versatile table for active learning. The unique shape holds four to six users comfortably and can be pushed together with other Elbrook tables to make a large discussion group. Elbrook group table comes in seated height 28 1/2"H and standing height 38 1/2"H.



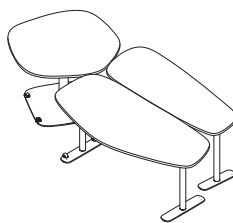
Elbrook collaborative table allows for users to gather on any side of the table. The large, organic shape works well in small spaces as users gather on all sides or place many users in a large space to create a dynamic workflow. Users can freely move around the table without traditional corner-mounted legs getting in the way. Elbrook collaborative table comes in seated height 28 1/2"H, and standing height 38 1/2"H.

Worksurfaces are wood-core with a High-Pressure Laminate top and plastic 3 mm edgeband. All corners have a 2" radius.

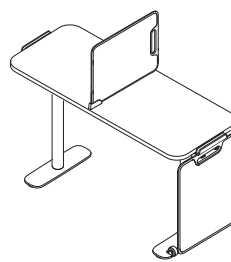
The team, group, collaborative, and rectangle tables come with two large glides under each base. The personal table includes five glides and the huddle table includes four glides for ease of movement on hard or soft surfaces.



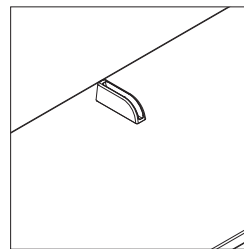
In-line wheels aid in movement and reconfiguration of tables. Skateboard wheels are used for smooth rolling and high durability. Wheel assembly can be field replaced if damaged. Dimensions from floor to top of wheel is 1.94" and floor to top of base is .73".



Elbrook worksurface shapes are designed to work together for informal group discussion and collaborative work.

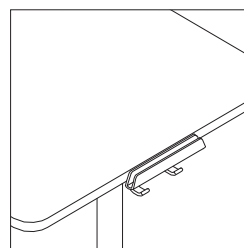


The rectangle shaped tables can be used for more traditional applications and come in a wide range of sizes. The rectangle tables have fixed depths of 19"D, 24"D, 30"D, and 42"D. The widths are highly versatile and offered in 47"W-90"W depending on the depth.



Center docks are available on tables 62"W and larger.

Tip: You can apply two center docks on tables 83"W and larger. These tables will accommodate three users on one side.



Side docks allow display of whiteboards on the tables. For best results, rock the boards into place rather than pressing straight down. Side hooks allow storage of up to four boards per hook.

Modesty panels are available on Elbrook rectangle table and constructed of a lightweight fiberglass substrate wrapped with Buzz2 fabric. Panel attaches to the underside of the table with a plastic extrusion that allows the panel to rotate. Modesty panels are sized for 48"W, 60"W, 66"W, and 72"W.

Tip: The 72"W modesty panel can be used for sizes up to 90"W, however there will be gaps on either side.

Surface Materials

Top

- High-Pressure Laminate
- Open Line laminate (option)

Tip: Grain direction runs horizontal with width of table.

3 mm radius profile edge

- Plastic

Column and base

- Paint

Wheel

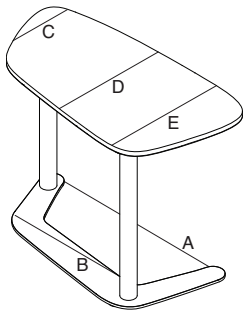
- Black with black Steelcase logo

Dock and hooks on rectangle table

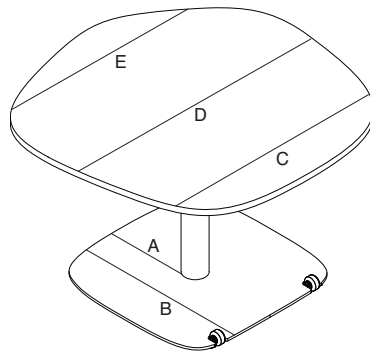
- 6059 Sterling Dark Solid
- 6249 Platinum Solid
- 6259 Midnight
- 6337 Element

Dimensions

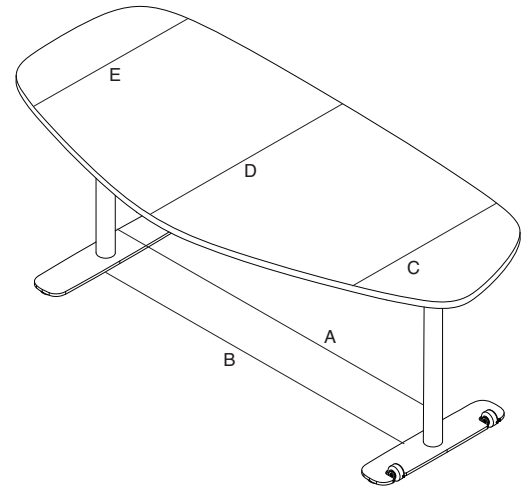
	A	B	C	D	E
Personal Table	22.49"	26.46"	11.78"	17.88"	18.69"
Huddle Table	19.49"	24.56"	35.20"	40.97"	34.25"
Group Table	52.01"	49.57"	23.20"	31.83"	21.33"
Team Table	48.93"	46.50"	19.82"	22.80"	15.35"
Collaborative Table	53.82"	51.57"	34.32"	42.68"	22.66"



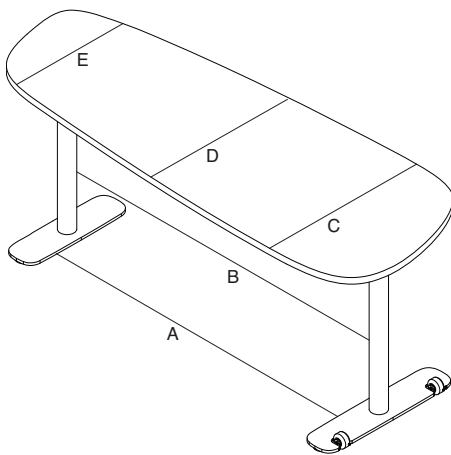
Personal Table



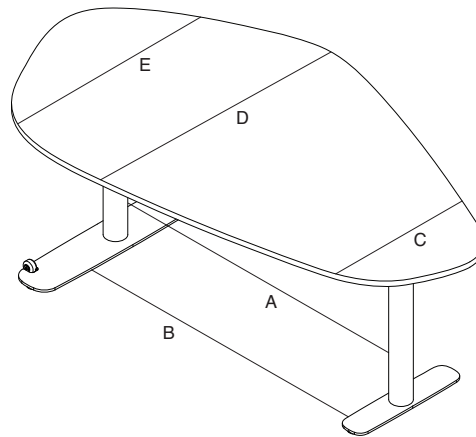
Huddle Table



Group Table

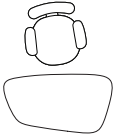


Team Table



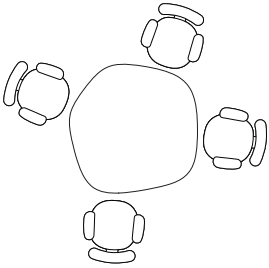
Collaborative Table

Personal Table



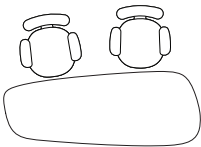
Personal

Huddle Table



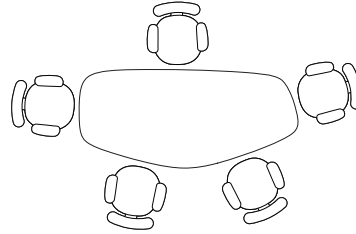
Huddle

Team Table



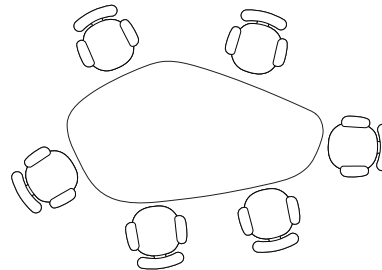
Team

Group Table



Group

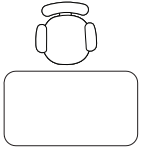
Collaborative Table



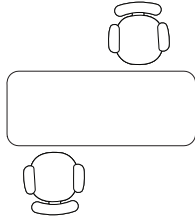
Collaborative

Table Shapes, continued

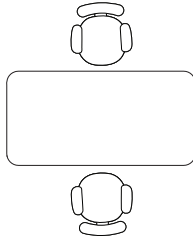
Rectangle Table




Personal - Rectangle



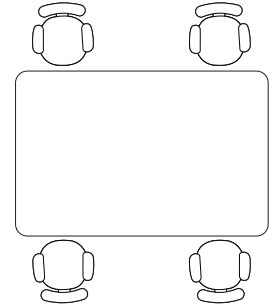
Rectangle - 19" x 48"



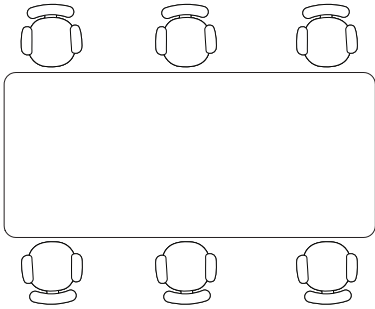
Rectangle - 24" x 48"



Rectangle - 30" x 48"

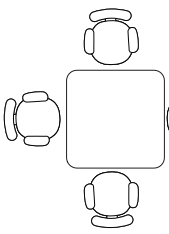


Rectangle - 42" x 66"

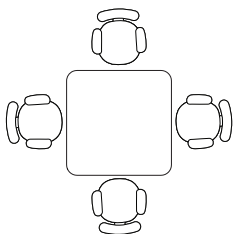


Rectangle - 42" x 90"

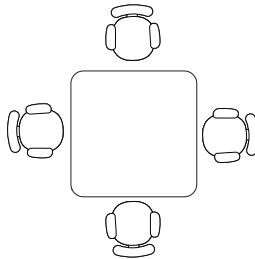
Square Table



Square - 28" x 28"

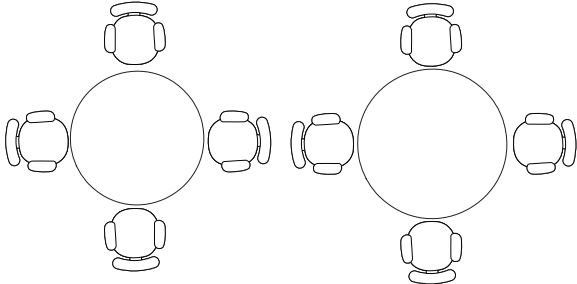


Square - 30" x 30"

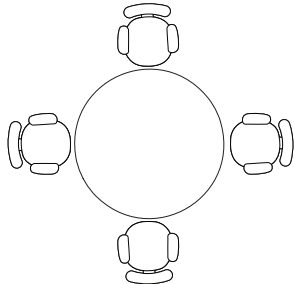


Square - 36" x 36"

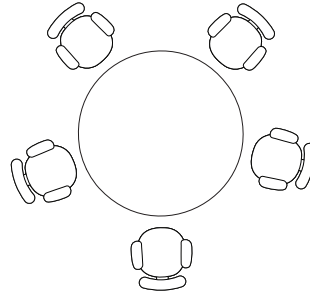
Round Table



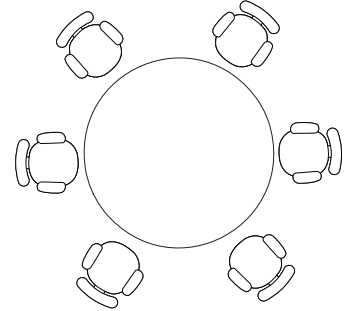
Round - 34"D



Round - 38"D

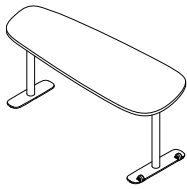


Round - 42"D



Round - 48"D

Elbrook



Standard Includes	Required to Specify
<ul style="list-style-type: none"> ▶ Need help? Product details, page 502 • Table: 1 1/8"- thick top, High-Pressure Laminate price group 1 • 3 mm radius profile edge: plastic • Column leg and base: paint price group 1 • Glides under base • Skateboard wheels: black 	<ol style="list-style-type: none"> 1 Style number 2 Table height (See below under Required Selections) 3 High-Pressure Laminate color number for table 4 Plastic edge band color number for table 5 Paint color number for column leg and base 6 Options, if selected (see below) <p>▶ See <i>Surface Materials</i>, page 514.</p>

	Required Selections	U.S. Price	Required to Specify
Height	<ul style="list-style-type: none"> • Lounge - 26"H • Seated - 28 1/2"H • Standing - 38 1/2"H 	<p>Prices at right</p> <p>Prices at right</p> <p>Prices at right</p>	<p>Specify lounge height.</p> <p>Specify seated height.</p> <p>Specify standing height.</p>

	Options	U.S. Price	Required to Specify
Surface Materials	<p>High-Pressure Laminate price group 2</p> <ul style="list-style-type: none"> • Personal table +\$ 18 • Huddle table +\$ 27 • Team table +\$ 36 • Group table +\$ 36 • Collaborative table +\$ 44 <hr/> <p>High-Pressure Laminate price group 3</p> <ul style="list-style-type: none"> • Personal table +\$ 42 • Huddle table +\$ 52 • Team table +\$ 60 • Group table +\$ 60 • Collaborative table +\$ 69 • Open Line Laminate +\$111 plus cost of laminate <hr/> <p>Column leg and base</p> <ul style="list-style-type: none"> • Paint price group 1 No cost • Paint price group 2 +\$ 69 • Paint price group 3 +\$113 		<p>Specify laminate color number.</p> <p>Specify laminate color number.</p> <p>Specify laminate color number.</p> <p>Specify laminate color number.</p> <p>Specify laminate color number.</p> <hr/> <p>Specify laminate color number.</p> <p>Specify laminate color number.</p> <p>Specify laminate color number.</p> <p>Specify laminate color number.</p> <p>Specify laminate color number.</p> <hr/> <p>Specify paint color number.</p> <p>Specify paint color number.</p> <p>Specify paint color number.</p>



For Canadian Pricing
 Multiply U.S. Price by the Canadian price factor.
 ▶ See page 1 for details.

Tip: Lounge height is 26"H, seated height is 28½"H, and standing height is 38½"H.

Specification Information

• Dimensions D W	• Style Number	U.S. Base Prices		
		• Lounge	• Seated	• Standing

Personal Table

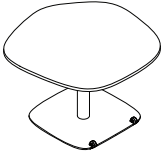
19"	35"	ETPERS	\$1325	\$1441	N.A.
-----	-----	---------------	--------	--------	------



Tip: Personal table comes with glides only, no wheels.

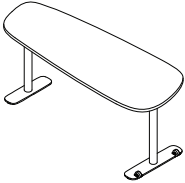
Huddle Table

42"	42"	ETHUD	\$1771	\$1924	\$2079
-----	-----	--------------	--------	--------	--------



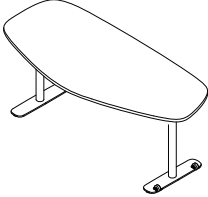
Team Table

24"	64"	ETTM	\$1655	\$1801	\$1943
-----	-----	-------------	--------	--------	--------



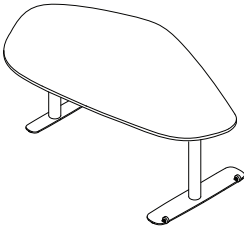
Group Table

32"	72"	ETGRP	N.A.	\$1978	\$2137
-----	-----	--------------	------	--------	--------



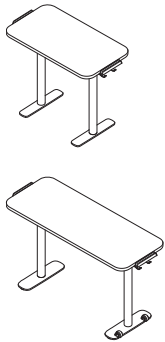
Collaborative Table

46"	84"	ETCOL	N.A.	\$2195	\$2373
-----	-----	--------------	------	--------	--------



For Canadian Pricing
 Multiply U.S. Price by the Canadian price factor.
 ▶ See page 1 for details.

Elbrook Rectangle and Rectangle Personal



	Standard Includes	Required to Specify
▶ Need help? Product details, page 502	<ul style="list-style-type: none"> Table: 1"– thick top, High-Pressure Laminate price group 1 3 mm radius profile edge: plastic Column leg and base: paint price group 1 Glides under base Skateboard wheels: black 	<ol style="list-style-type: none"> Style number Table height (See below under Required Selections) Depth (See below under Required Selections) High-Pressure Laminate color number for table Plastic edge band color number for table Paint color number for column leg and base Options, if selected (see below) <p>▶ See <i>Surface Materials</i>, page 514.</p>

	Defaulted Components	U.S. Price	Required to Specify
Wheels	Rectangle Table		
	<ul style="list-style-type: none"> With wheels No wheels 	<p>No cost</p> <p>–\$ 14</p>	<p>Specify <i>with wheels</i>.</p> <p>Specify <i>with no wheels</i>.</p>

	Required Selections	U.S. Price	Required to Specify
Height	<ul style="list-style-type: none"> Lounge - 26"H Seated - 28 1/2"H Standing - 38 1/2"H 	<p>Prices at right</p> <p>Prices at right</p> <p>Prices at right</p>	<p>Specify lounge height.</p> <p>Specify seated height.</p> <p>Specify standing height.</p>

	Options	U.S. Price	Required to Specify
Depth on Rectangle Table	<ul style="list-style-type: none"> 19" 24" 30" 42" 	<p>Prices at right</p> <p>Prices at right</p> <p>Prices at right</p> <p>Prices at right</p>	<p>Specify <i>with 19"D</i>.</p> <p>Specify <i>with 24"D</i>.</p> <p>Specify <i>with 30"D</i>.</p> <p>Specify <i>with 42"D</i>.</p>

	Options	U.S. Price	Required to Specify
Surface Materials	High-Pressure Laminate price group 2		
	<ul style="list-style-type: none"> 34"W 48"W 60"W 66"W 72"W 84"W 90"W 	<p>+\$ 16</p> <p>+\$ 24</p> <p>+\$ 31</p> <p>+\$ 31</p> <p>+\$ 39</p> <p>+\$ 47</p> <p>+\$ 55</p>	<p>Specify laminate color number.</p> <p>Specify laminate color number.</p> <p>Specify laminate color number.</p> <p>Specify laminate color number.</p> <p>Specify laminate color number.</p> <p>Specify laminate color number.</p> <p>Specify laminate color number.</p>

	High-Pressure Laminate price group 3		
	<ul style="list-style-type: none"> 34"W 48"W 60"W 66"W 72"W 84"W 90"W Open Line Laminate 	<p>+\$ 34</p> <p>+\$ 47</p> <p>+\$ 63</p> <p>+\$ 63</p> <p>+\$ 81</p> <p>+\$ 81</p> <p>+\$ 97</p> <p>+\$111 plus cost of laminate</p>	<p>Specify laminate color number.</p> <p>Specify laminate color number.</p> <p>Specify laminate color number.</p> <p>Specify laminate color number.</p> <p>Specify laminate color number.</p> <p>Specify laminate color number.</p> <p>Specify laminate color number.</p> <p>▶ See <i>Surface Materials Reference Manual</i>.</p>

	Options	U.S. Price	Required to Specify
	Column leg and base		
	<ul style="list-style-type: none"> Paint price group 1 Paint price group 2 Paint price group 3 	<p>No cost</p> <p>+\$ 69</p> <p>+\$113</p>	<p>Specify paint color number.</p> <p>Specify paint color number.</p> <p>Specify paint color number.</p>

Modesty Panel	<ul style="list-style-type: none"> 34"W – 48"W 49"W – 54"W 55"W – 60"W 61"W – 72"W 73"W – 90"W 	<p>+\$573</p> <p>+\$616</p> <p>+\$626</p> <p>+\$648</p> <p>+\$688</p>	<p>Specify <i>with modesty panel</i> and select fabric color number.</p> <p>Specify <i>with modesty panel</i> and select fabric color number.</p> <p>Specify <i>with modesty panel</i> and select fabric color number.</p> <p>Specify <i>with modesty panel</i> and select fabric color number.</p> <p>Specify <i>with modesty panel</i> and select fabric color number.</p>
----------------------	---	---	--

▶ Options, continued on next page

 **For Canadian Pricing**
 Multiply U.S. Price by the Canadian price factor.
 ▶ See page 1 for details.

► Options, continued from previous page

Options	U.S. Price	Required to Specify
Dock Storage		
Side dock and hook		
• No side dock and hook	No cost	Specify no side dock and hook.
• One side dock and hook	+\$ 78	Specify one side dock and hook.
• Two side docks and hooks	+\$156	Specify two side docks and hooks.
Center dock		
• No center dock	No cost	Specify no center dock.
• One center dock	+\$ 52	Specify one center dock.
• Two center docks	+\$104	Specify two center docks.
Related Products	• Verb personal whiteboard	► See page 297

Tip: Center docks are not available on tables less than 62"W.

Tip: Center docks on rectangle table do not have storage well.

Tip: Lounge height is 26"H, seated height is 28½"H, and standing height is 38½"H.

Tip: Rectangle personal table comes with glides only, no wheels.

Tip: Rectangle personal table is not available in parametric sizes.

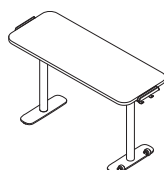
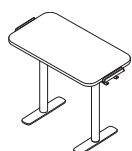
Specification Information			U.S. Base Prices							
Style Number	Dimensions		Desk Type	34"W	48"W	60"W	66"W	72"W	84"W	90"W
	D	H		Modular	47"W	55"W	61"W	67"W	73"W	85"W
			Parametric	N.A.	54"W	60"W	66"W	72"W	84"W	90"W

Rectangle—Personal Tables

ETPERSREC	19"	Lounge	\$1310	N.A.	N.A.	N.A.	N.A.	N.A.	N.A.
	19"	Seated	\$1324	N.A.	N.A.	N.A.	N.A.	N.A.	N.A.

Rectangle Tables

ETREC	19"	Lounge	N.A.	\$1378	\$1496	\$1572	\$1649	N.A.	N.A.
	19"	Seated	N.A.	\$1467	\$1591	\$1670	\$1755	\$1892	\$2062
	19"	Standing	N.A.	\$1567	\$1703	\$1787	\$1875	N.A.	N.A.
	24"	Lounge	N.A.	\$1450	\$1575	\$1657	\$1739	N.A.	N.A.
	24"	Seated	N.A.	\$1542	\$1674	\$1761	\$1851	\$1997	\$2175
	24"	Standing	N.A.	\$1649	\$1791	\$1883	\$1978	N.A.	N.A.
	30"	Seated	N.A.	\$1614	\$1755	\$1845	\$1943	\$2098	\$2284
	30"	Standing	N.A.	\$1725	\$1876	\$1973	\$2075	N.A.	N.A.
	42"	Seated	N.A.	N.A.	N.A.	\$1909	\$2009	\$2158	\$2352
	42"	Standing	N.A.	N.A.	N.A.	\$2041	\$2150	\$2310	N.A.

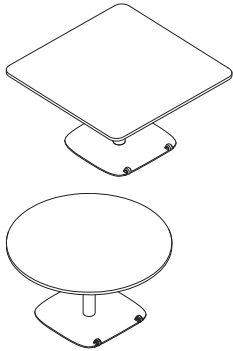


For Canadian Pricing

Multiply U.S. Price by the Canadian price factor.

► See page 1 for details.

Elbrook Square and Round



► Need help?
Product details,
page 502

Standard Includes

- Table: 1"– thick top, High-Pressure Laminate price group 1
- 3 mm radius profile edge: plastic
- Column leg and base: paint price group 1
- Glides under base
- Skateboard wheels: black

Required to Specify

- 1 Style number
 - 2 Table height (See below under Required Selections)
 - 3 Depth (See below under Required Selections)
 - 4 High-Pressure Laminate color number for table
 - 5 Plastic edge band color number for table
 - 6 Paint color number for column leg and base
 - 7 Options, if selected (see below)
- See *Surface Materials*, page 514.

	Defaulted Components	U.S. Price	Required to Specify
Wheels	<ul style="list-style-type: none"> • With wheels • No wheels 	No cost –\$ 14	Specify <i>with wheels</i> . Specify <i>with no wheels</i> .

	Required Selections	U.S. Price	Required to Specify
Height	<ul style="list-style-type: none"> • Lounge – 26"H • Seated – 28½"H • Standing – 38½"H 	Prices at right Prices at right Prices at right	Specify lounge height. Specify seated height. Specify standing height.

Depth on Square Table	<ul style="list-style-type: none"> • 28" • 30" • 36" 	Prices at right Prices at right Prices at right	Specify <i>with 28"D</i> . Specify <i>with 30"D</i> . Specify <i>with 36"D</i> .
------------------------------	---	---	--

	Options	U.S. Price	Required to Specify
Surface Materials	High-Pressure Laminate price group 2		
	• Square 28"W – 36"W	+\$ 16	Specify laminate color number.
	• Round 34"Dia. – 37"Dia.	+\$ 16	Specify laminate color number.
	• Round 38"Dia. – 48"Dia.	+\$ 24	Specify laminate color number.
	High-Pressure Laminate price group 3		
	• Square 28"W – 36"W	+\$ 34	Specify laminate color number.
	• Round 34"Dia. – 37"Dia.	+\$ 34	Specify laminate color number.
	• Round 38"Dia. – 48"Dia.	+\$ 47	Specify laminate color number.
	• Open Line Laminate	+\$111 plus cost of laminate	► See <i>Surface Materials Reference Manual</i> .
		Column leg and base	
	<ul style="list-style-type: none"> • Paint price group 1 • Paint price group 2 • Paint price group 3 	No cost +\$ 69 +\$113	Specify paint color number. Specify paint color number. Specify paint color number.



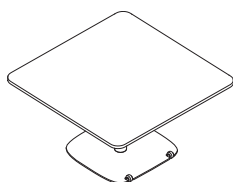
For Canadian Pricing

Multiply U.S. Price by the Canadian price factor.

► See page 1 for details.

Specification Information

• Style Number	• Dimensions		• Desk Type	U.S. Base Prices		
	D	H		Modular	Parametric	
			Modular	28"W	30"W	36"W
			Parametric	28"W–29"W	30"W–35"W	N.A.



Tip: Pricing is based off highest depth or width dimension.

Square Tables

ETSQU	Dimensions	Desk Type	28"W	30"W	36"W
	28" – 36"	Lounge	\$1593	\$1661	\$1746
	28" – 36"	Seated	\$1696	\$1765	\$1857
	28" – 36"	Standing	\$1814	\$1889	\$1987

Specification Information

• Style Number	• Height	• Desk Type	U.S. Base Prices				
			Modular	Parametric			
		Modular	34"Dia.	36"Dia.	38"Dia.	42"Dia.	48"Dia.
		Parametric	34"Dia.–35"Dia.	36"Dia.–37"Dia.	38"Dia.–41"Dia.	42"Dia.–45"Dia.	46"Dia.–48"Dia.



Tip: Lounge height is 26"H, seated height is 28½"H, and standing height is 38½"H.

Round Tables

ETRND	Desk Type	34"Dia.	36"Dia.	38"Dia.	42"Dia.	48"Dia.
	Lounge	\$1645	\$1679	\$1767	\$1802	\$1928
	Seated	\$1751	\$1786	\$1878	\$1917	\$2089
	Standing	\$1871	\$1909	\$2010	\$2050	\$2192



For Canadian Pricing
 Multiply U.S. Price by the Canadian price factor.
 ▶ See page 1 for details.

Surface Materials

This listing includes all the surface material choices that are available for the products in this specification guide.

Resources

For more information about surface materials, refer to the following resources:

Additional surface materials specification tools are available to assist you in the specification process—the Surface Materials Binders.

The global surface materials palette is a core collection of finishes that is available across multiple geographies (Americas/EMEA – Europe, Middle East, and Africa/ APAC – Asia Pacific) and on global product lines, where applicable. For a list of finishes included in the offering, see the Surface Materials Reference Manual. Additional details, like product approvals by geography and finish number conversions, can also be found in the Surface Materials Reference Manual or see www.steelcase.com/surface-materials.

Surface Materials Binders

- Surface Materials Reference Manual
- A complete set of swatch cards for hard surfaces, vertical surface fabrics, and seating upholstery.

Paint

Steelcase Surfaces

Price Group 1

Applies to:
• Elbrook tables column and base

Smooth Paint

- 4238 Mocha
- 4239 Clay
- 4240 Chalk
- 4242 Milk Smooth
- 4710 Low Gloss Black

Textured Paint

- 7207 Black
- 7225 Sand
- 7237 Slate
- 7238 Fieldstone
- 7239 Midnight **E**
- 7241 Arctic White
- 7243 Seagull
- 7250 Sterling Dark Solid
- 7278 Dark Bronze
- 7360 Merle

Price Group 2

Accessory Paint

- 4140 Arctic White Gloss
- 4144 Black Gloss

Smooth Metallic Paint

- 4750 Champagne Metallic
- 4798 Sterling Metallic **E**
- 4799 Platinum Metallic
- 4803 Near Black Metallic

Price Group 3

Accent Paint

- 1ATG Rose Quartz
- 4AV3 Blue Jay
- 4AV4 Baltic
- 4AX1 Citron
- 4AY2 Chili
- 4AZ5 Marlin
- 4CL1 Dark Olivine
- 4CL2 Ice Blue
- 4CL3 Aura
- 4CL4 Sea Glass
- 4CL5 Light Matcha
- 4CL6 Terra
- 4CL7 Sandstone
- 4CL8 Smokey Plum
- 4CZ5 Honey
- 4CZ6 Lagoon
- 4CZ8 Light Peacock

Lux Coatings

- 4B20 Obsidian
- 4B22 Matte Brass
- 4B23 Burnished Bronze
- 4B24 Night Bronze
- 4B25 Matte Copper
- 4B26 Smoked Mica
- 4B29 Cast Iron

Custom Surfaces

Price Group 3

PerfectMatch

PerfectMatch is a service that allows you to create your own paint color. Refer to the *Surface Materials Reference Manual* for more information about this program.

Applies to:
• Elbrook tables worksurface

Steelcase Surfaces

High-Pressure Laminate

Price Group 1

Fiber Laminate

- 2850 Vanadium Fiber
- 2852 Tungsten Fiber **E**
- 2854 Vellum Fiber **E**
- 2860 Granite Fiber
- 2862 Stucco Fiber **E**

Micro Laminate

- 2920 Marl Micro
- 2921 Gypsum Micro
- 2922 Clay Micro

Patina Laminate

- 2870 Blonde Bronze Patina
- 2873 Instant Iron Patina

Solid Laminate

- 2722 Cream **E**
- 2730 Arctic White
- 2746 Black
- 2759 Warm White
- 2811 Mist **E**
- 2883 Seagull
- 2884 Milk
- 2885 Dune
- 2HAA Persian Salt
- 2HAB Rose
- 2HAC Indigo
- 2HAD Green Citrine **E**
- 2HAE Dark Olivine
- 2HAF Cloudy
- 2HMG Merle
- 2HWU Clay
- 2HWW Chalk

Speckle Laminate

- 2820 Coffee Speckle **E**
 - 2823 Driftwood Speckle
 - 2824 Smoke Speckle
 - 2825 Vanadium Speckle
- Tip: Some wood veneer finishes and woodgrain laminates share the same name. Because of the difference in materials, veneers and laminates of the same name are not an exact match but do coordinate with each other.*

Woodgrain Laminate

- 2406 Clear Cherry **E**
- 2409 Clear Maple
- 2410 Graphite Walnut
- 2412 Natural Cherry
- 2422 Medium Cherry **E**
- 2511 Winter on Maple **E**
- 2535 Virginia Walnut
- 2536 Blackwood
- 2538 Clear Walnut
- 2592 Blonde on Maple **E**
- 2714 Natural Walnut **E**
- 2HAK Clear Oak
- 2HAN Ash Noce
- 2HAT Acacia
- 2HAW Ash Wenge
- 2HBN Bisque Noce
- 2HBW Bisque Wenge
- 2HCCN Clay Noce
- 2HCW Clay Wenge
- 2HSN Storm Noce
- 2HSW Storm Wenge
- 2HWA Grey Kingswood
- 2HWB Planked Walnut
- 2HWD Resolute Walnut
- 2HWE Natural Recon
- 2HWF Smoked Walnut **E**
- 2HZA Waxed Maple
- 2HQB Natural Ash
- 2HZC Aged Ash
- 2HZD Ashwood Oak
- 2HZE Ashwood Beige
- 2HZF White Washed Birchply

Price Group 2

Textured Laminate

- 2TH2 Fawn Cypress
- 2TH4 Saddle Oak
- 2TH5 Veranda Teak
- 2TH7 Walnut Heights
- 2UH1 Reclaimed Aggregate
- 2UH2 Reclaimed Gravel
- 2UH4 Cement*
- 2UH6 Sheetrock

**2UH4 Cement has limited availability, determined by product sizing and/or options.*

Price Group 3

Solid Laminate

- 24H1 Satin White
- 24H2 Satin Black
- 24H3 Satin Stone
- 24H4 Satin Mocha

Custom Surfaces

Open Line Laminate (OLL)

This service allows you to order non-standard laminate at an additional processing fee of \$111 U.S. per unit, plus the cost of the laminate.

High-Pressure Laminate pricing does not include premium or digitally printed patterns from any suppliers. Laminate cost may also vary for basic or standard laminates from other suppliers. Please contact the OLL consultant at 616.475.2426 for pricing. The cost of the laminate will be added to your invoice as a separate line on the acknowledgement.

When processing orders for Open Line Laminate on Elbrook, specify 2900 in the laminate finish field and enter the OLL manufacturer information. Enter the required edge finish as you would a standard laminate.

Laminate Approval and Material Requirements

To confirm whether a particular laminate has already been tested for use on a specific Steelcase product or to determine material square foot requirements:

- Visit www.steelcase.com

For additional information, refer to the *Steelcase Surface Materials Reference Manual*.

E = Excluded

Plastic

Steelcase Surfaces

Applies to:

• Edge on Elbrook tables	6635 Dawn E
6000 Black	6636 Mist
6009 Arctic White	6654 Sand
6034 Natural Cherry	6655 Warm White
6036 Medium Cherry	6695 Midnight
6037 Winter on Maple	6697 Fog
6038 Blonde on Maple E	6698 Fieldstone
6041 Natural Walnut E	66WA Grey Kingswood
6052 Milk	66WB Planked Walnut
6053 Seagull	66WD Resolute Walnut
6169 Stone	66WE Natural Recon
6170 Mocha	66WF Smoked Walnut
61AA Persian Salt	66WU Clay
61AB Rose	66WV Chalk
61AC Indigo	6703 Ash Wenge
61AD Green Citrine E	6704 Storm Wenge
61AE Dark Olivine	6705 Bisque Wenge
61AF Cloudy	6706 Clay Wenge
6213 Acacia	6707 Ash Noce
6219 Clear Oak	6708 Bisque Noce
6231 Graphite Walnut	6709 Clay Noce
6237 Clear Maple	6710 Storm Noce
6242 Virginia Walnut	6T02 Fawn Cypress
6243 Blackwood	6T04 Saddle Oak
6245 Clear Walnut	6T05 Veranda Teak
6249 Platinum Solid	6T07 Walnut Heights
6271 Plywood	6T08 Aggregate
6527 Merle	6T09 Gravel
6618 White	6T10 Cement
6619 Ice E	6T12 Sheetrock
6631 Cream E	

Tip: Light color plastic edges are susceptible to degradation due to normal wear and tear. Staining (e.g., ball point pen or clothing dyes such as blue jeans) and dirt effects are more pronounced in light colors and are not considered defects.

E = Excluded

media:scape

media:scape TC	519
ScapeSeries Tables	541
Surface Materials	546

Understanding and Specifying media:scape TC



Statement of Line 520



Understanding

media:scape Tables TC	522
media:scape TeamStudio TC	524
Under the Hood—media:scape TC	525
media:scape TC—Data Cable Routing	526
Dimensions—media:scape Tables TC	528
media:scape Display Recommendations	530



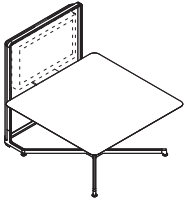
Specifying

Desk-Height Tables TC	532
Stool-Height Tables TC	536
Seismic Anchor Brackets	540

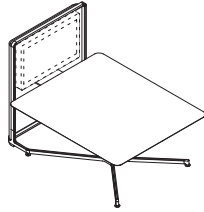
Statement of Line

media:scape TC

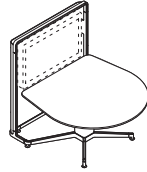
Desk-Height Tables TC



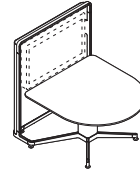
Square Desk-Height with Attached Totem
Understanding
▶ Page 522
Specifying
▶ Page 532



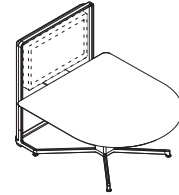
Rectangular Desk-Height with Attached Totem
Understanding
▶ Page 522
Specifying
▶ Page 532



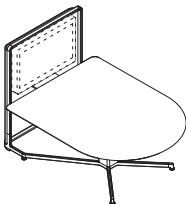
Pear-Shaped Desk-Height with Attached Totem
Understanding
▶ Page 522
Specifying
▶ Page 532




Small D-Shaped Desk-Height Table with Attached Totem
Understanding
▶ Page 522
Specifying
▶ Page 532



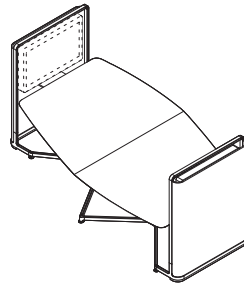
Medium D-Shaped Desk-Height Table with Attached Totem
Understanding
▶ Page 522
Specifying
▶ Page 532



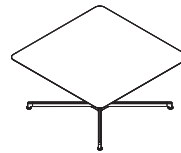
Large D-Shaped Desk-Height Table with Attached Totem
Understanding
▶ Page 522
Specifying
▶ Page 532



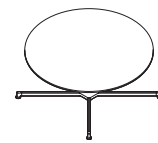
Capsule Desk-Height Table with Attached Totem
Understanding
▶ Page 522
Specifying
▶ Page 532



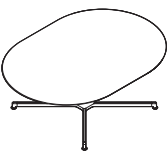
Offset Desk-Height Table with Attached Totems
Understanding
▶ Page 522
Specifying
▶ Page 532



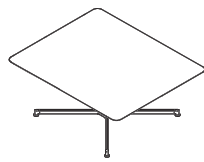
Square Desk-Height Table
Understanding
▶ Page 522
Specifying
▶ Page 532



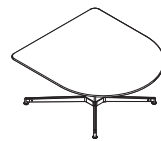
Round Desk-Height Table
Understanding
▶ Page 522
Specifying
▶ Page 532



Capsule Desk-Height Table
Understanding
▶ Page 522
Specifying
▶ Page 532



Rectangular Desk-Height Table
Understanding
▶ Page 522
Specifying
▶ Page 532

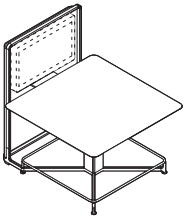


Medium D-Shaped Desk-Height Table
Understanding
▶ Page 522
Specifying
▶ Page 532



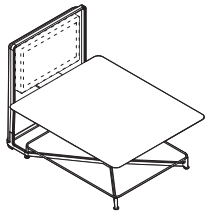
Large D-Shaped Desk-Height Table
Understanding
▶ Page 522
Specifying
▶ Page 532

Stool-Height Tables TC



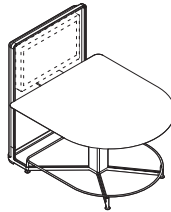
Square Stool-Height Table with Attached Totem

Understanding
 ▶ Page 522
 Specifying
 ▶ Page 536



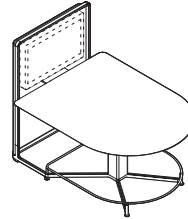
Rectangular Stool-Height Table with Attached Totem

Understanding
 ▶ Page 522
 Specifying
 ▶ Page 536



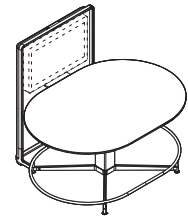
Medium D-Shaped Stool-Height Table with Attached Totem

Understanding
 ▶ Page 522
 Specifying
 ▶ Page 536



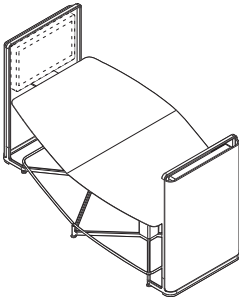
Large D-Shaped Stool-Height Table with Attached Totem

Understanding
 ▶ Page 522
 Specifying
 ▶ Page 536



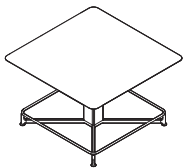
Capsule Stool-Height Table with Attached Totem

Understanding
 ▶ Page 522
 Specifying
 ▶ Page 536



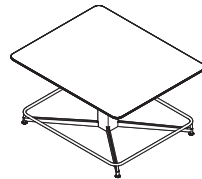
Offset Stool-Height Table with Attached Totem

Understanding
 ▶ Page 522
 Specifying
 ▶ Page 536



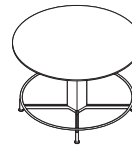
Square Stool-Height Table

Understanding
 ▶ Page 522
 Specifying
 ▶ Page 536



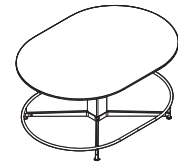
Rectangular Stool-Height Table

Understanding
 ▶ Page 522
 Specifying
 ▶ Page 536



Round Stool-Height Table

Understanding
 ▶ Page 522
 Specifying
 ▶ Page 536



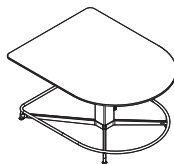
Capsule Stool-Height Table

Understanding
 ▶ Page 522
 Specifying
 ▶ Page 536



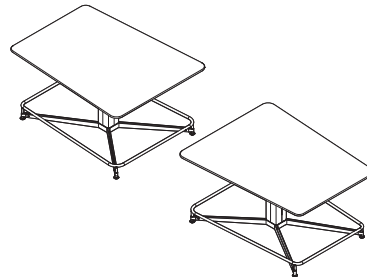
Medium D-Shaped Stool-Height Table

Understanding
 ▶ Page 522
 Specifying
 ▶ Page 536



Large D-Shaped Stool-Height Table

Understanding
 ▶ Page 522
 Specifying
 ▶ Page 536



TeamStudio Table

Understanding
 ▶ Page 524
 Specifying
 ▶ Page 539

media:scape Tables TC

media:scape tables TC (Technology of Choice)

support small team, collaborative meeting spaces. The tables are offered in three heights to facilitate collaborative work in multiple postures.

► Specifying, page 532

media:scape tables TC

are available in three table heights: 28½"H desk-height and 38"H stool-height. Surfaces are 1¾" thick with a wood core and are supported by a column structure. All surfaces are available in laminate or veneer and come standard with a knife edge.

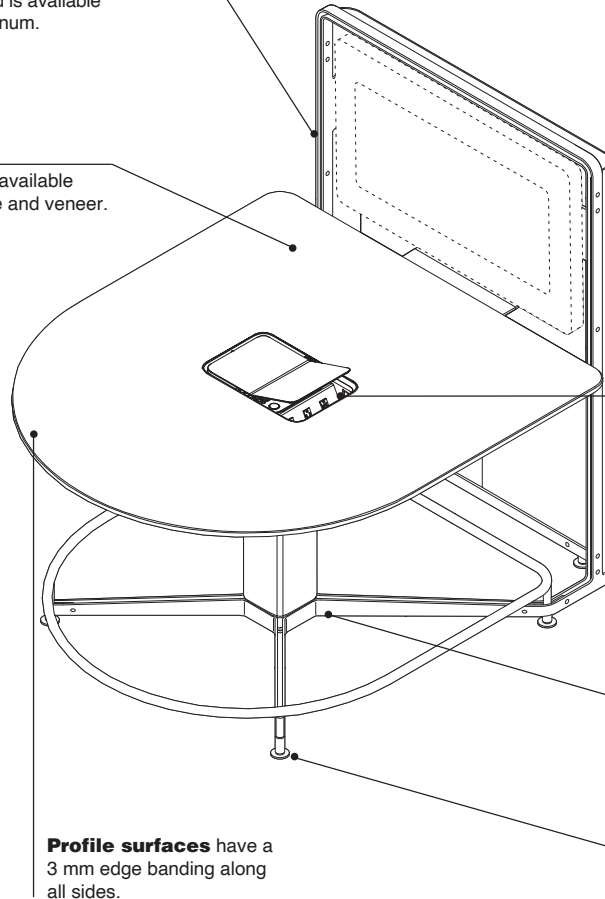
Desk-height and stool-height tables TC

are available in ten shapes: square, rectangular, pear, round, small D-shaped, medium D-shaped, large D-shaped, capsule, offset, and TeamStudio (stool-height only). All are offered with an attached totem, except round.

Offset tables TC have a two-piece top which comes standard with two totems, one on each end of the table.

Totem is available in three finishes. Totems may be attached to all media:scape tables except round. The totem supports one flat screen monitor with an option to support two. An infill must be specified and is available in painted aluminum.

Surfaces are available in both laminate and veneer.



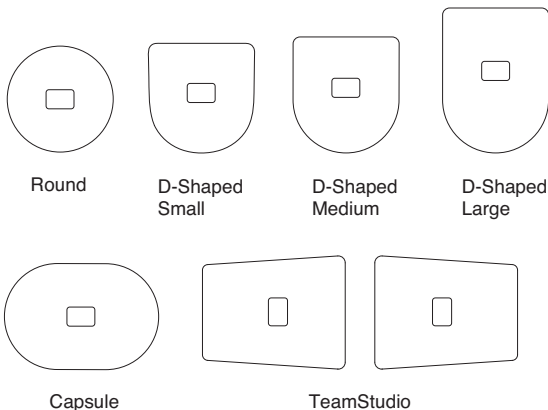
Profile surfaces have a 3 mm edge banding along all sides.

media:scape tables TC can be specified with or without the media well (cutout/power well). When a media well is specified, it houses six power receptacles, data ports, and has a hinged cover. No PUCKs, cables, or power button are included in media:scape tables without technology.

Base is available in three finishes and includes a column and legs. A stainless steel foot ring is standard on the stool-height tables.

Glides provide 1" of adjustment for leveling.

Tip: Tables can be specified without media well (cutout/power well).



Round

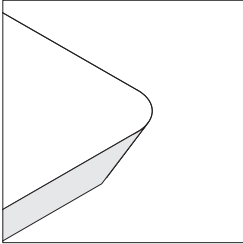
D-Shaped Small

D-Shaped Medium

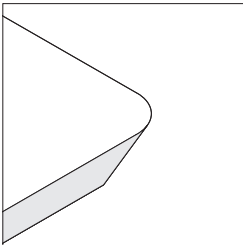
D-Shaped Large

Capsule

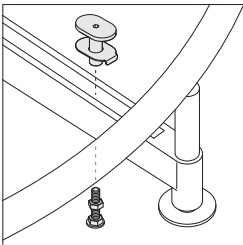
TeamStudio

Product Details

Laminate surface edges are plastic and finish selection is available.
 ▶ See *Recommended Surface Edge Finishes*, page 551, for recommendations.



Veneer surface edges are veneer and match the top surface.



Seismic anchor brackets secure the media:scape leg to the floor in seismic zones or in settings that need to be permanently attached to the floor. Brackets are ordered separately in a package of two (two packages should be ordered per table).
 ▶ See page 540.

To secure a monitor to media:scape, a locking mechanism can be ordered from an external supplier such as PDR (pdrmounts.com/pdr2/) model number PDM-0108.

Safety Disclaimer

All Steelcase warranties and certifications are explicitly limited to the Steelcase product. For information regarding any non-Steelcase electrical or electric components, refer to the identification label(s) and use instructions provided with those components.

Power and Data

Power is included whenever the media well (cutout/power well) is specified.

Wires can be housed in the column media well.

Data:

End user accessible network cables can be connected within the media:scape media well for end users who require a physical network connection.

Surface Materials**Surface**

- Laminate
- Wood veneer

Edge

- Plastic – laminate surfaces
- Wood veneer – wood veneer surfaces

Base

- Paint

Column

- Painted to match base

Media well covers

- Painted to match base

Totem frame

- Painted to match base

Totem infill

- Painted aluminum

Foot ring

- Stainless steel

media:scape TeamStudio TC

media:scape TeamStudio TC (Technology of Choice)

is designed for active project teams collaborating on video. The tables are offered in stool-height to optimize for video sight lines and for multiple work modes. media:scape TeamStudio facilitates the sharing of both digital and analog information, while amplifying project team collaboration for both sides of the video conference. ▶ Specifying, page 532

Two opposing trapezoid-shaped tables are both optimized for video conferencing sight lines, promoting active collaboration within the space.

Circulation space allows participants the ability to move freely throughout the space, providing them easy access to analog tools such as whiteboards and flipcharts.

Displays on both sides of the application allow for the appropriate placement of both content and video participants. TeamStudio can be specified with a single totem, dual totems, or no totems for displays.

TeamStudio TC can be specified with or without the media well (cutout/power well). When a media well is specified, it houses six power receptacles, data ports, and has a hinged cover. No PUCKs, cables, or power button are included in media:scape without technology tables.

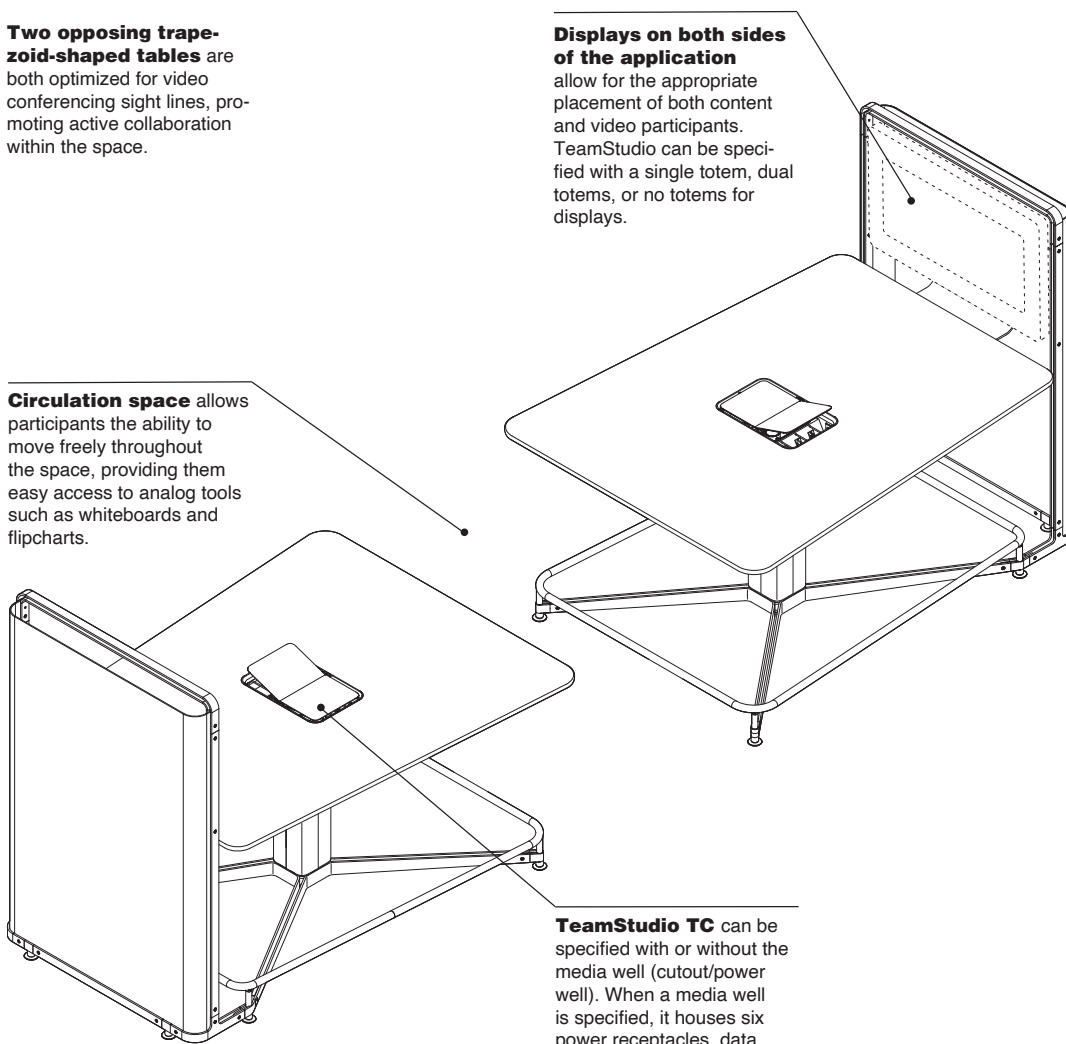
Product Details

Safety Disclaimer

Please note that these are the parameters used by Steelcase. We do not have a way of checking that the work done in the field meets all our quality standards. Therefore, please be aware that by doing a field cutout/ retrofit/mounting additional equipment, you assume full responsibility for local inspections, workmanship, reliability, and ultimate performance of the product.

The safety certifications for this product, as it is sold without electronics, are provided by Steelcase. This product as sold has no EMC certifications because there are no electronic components using any frequency above 9,000hz (cycles per second). Any required safety and EMC certifications for any third party electronic systems provided by the owner will need to be acquired by the owner at its expense. Steelcase cannot provide any assistance in this electronic equipment certification.

Extension cables for media:scape TeamStudio are provided and can be routed through the floor (raised floor or cored) or via a cable track from an external supplier such as Connectrac model 3.7 In-carpet or On-floor Wireway (www.connectrac.com). The overall length of the cable track should be at least 116".

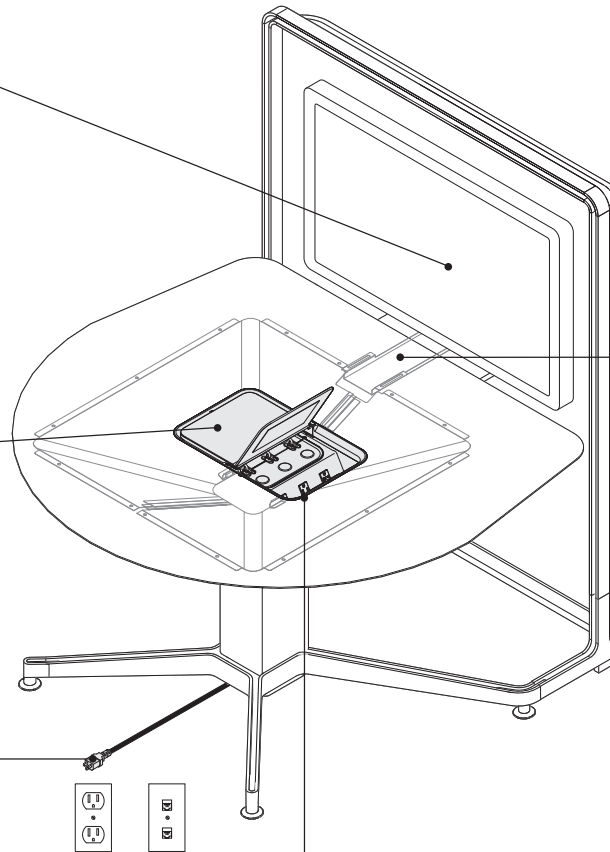


Under the Hood—media:scape TC

A single monitor table with totem should be specified with a 46"–50" diagonal screen dimension for optimal viewing. A dual monitor table with totem should be specified with a 40"–42" diagonal screen dimension. The inside dimension of the totem, from above the table top to the underside of the totem, is 28¹/₂"H, and the internal width between the two sides of the totem is 47¹/₂"W.

Media well provides power receptacles. Data ports can be added if desired.

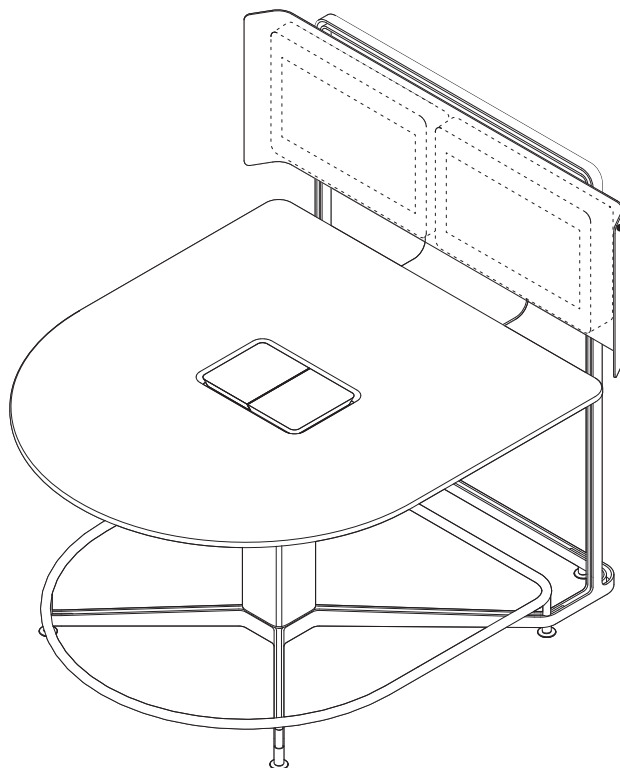
A 7' power cord exits the base of the column and can be plugged into the floor or wall.



A bridge cover for ease of cable management is included on all tables with a totem. The dimensions for this bridge cover is 5"W x 7⁷/₈"H.

Six power supply plugs are provided within the media well of every media:scape table, when specified with media well (cutout/power well).

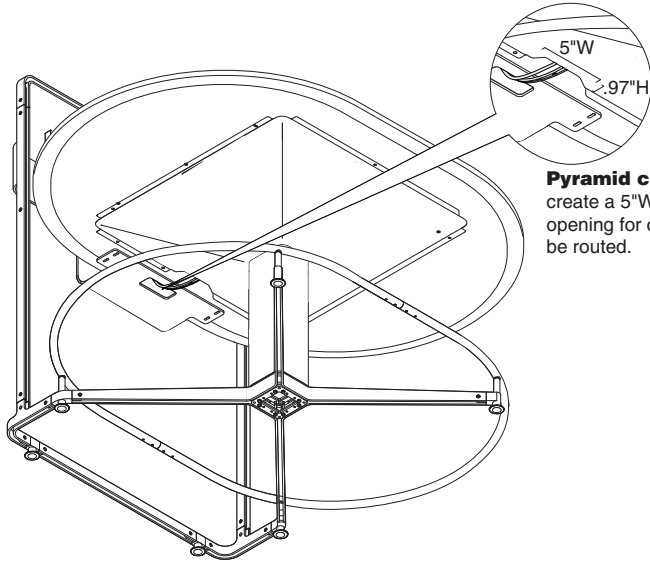
For dual monitor solutions with a totem, a shroud is supplied to which 43" monitors can be attached.



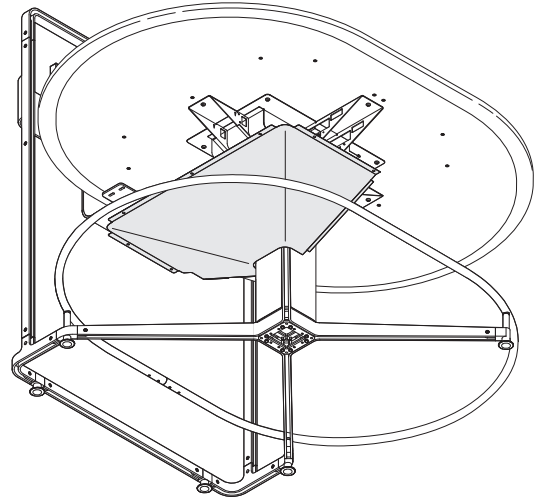
media:scape TC—Data Cable Routing

Data cables can be routed up through the column and connected to the data jacks housed in the media well.

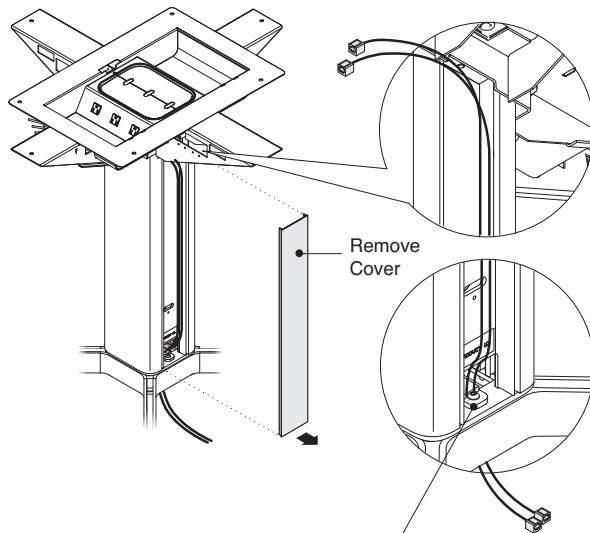
When the unit is specified with no media well (no cutout/power well), the space available is 21"D x 11.32"W x 3.45"H.



Pyramid covers create a 5"W x 0.97"H opening for cables to be routed.

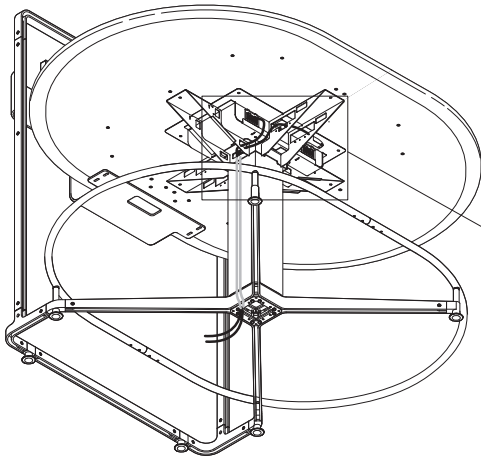


1. Remove covers.

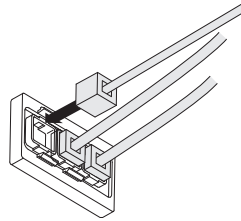


2. Route cables.

Dimensions of the space available within the column for cables is 0.93"D x 3.15"W.

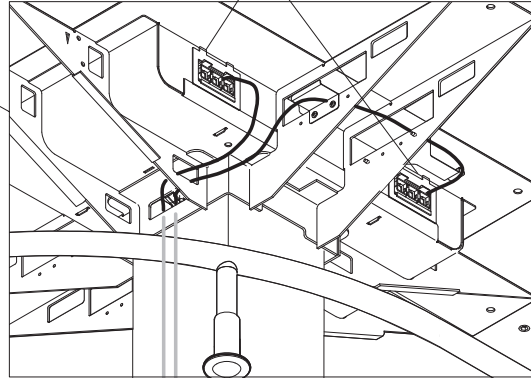


3. Plug in data cables.

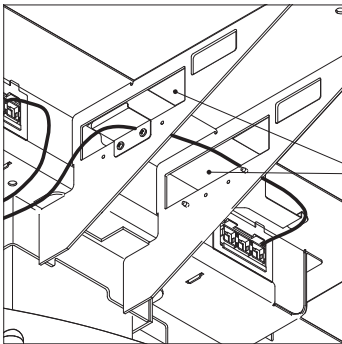


**CommScope black faceplates
M13C-003 (included)**

Tip: The faceplates can be removed and replaced with other standard faceplates. The faceplate opening size is 1.38"H x 2.71"W.



media:scape - well
4. Replace covers.

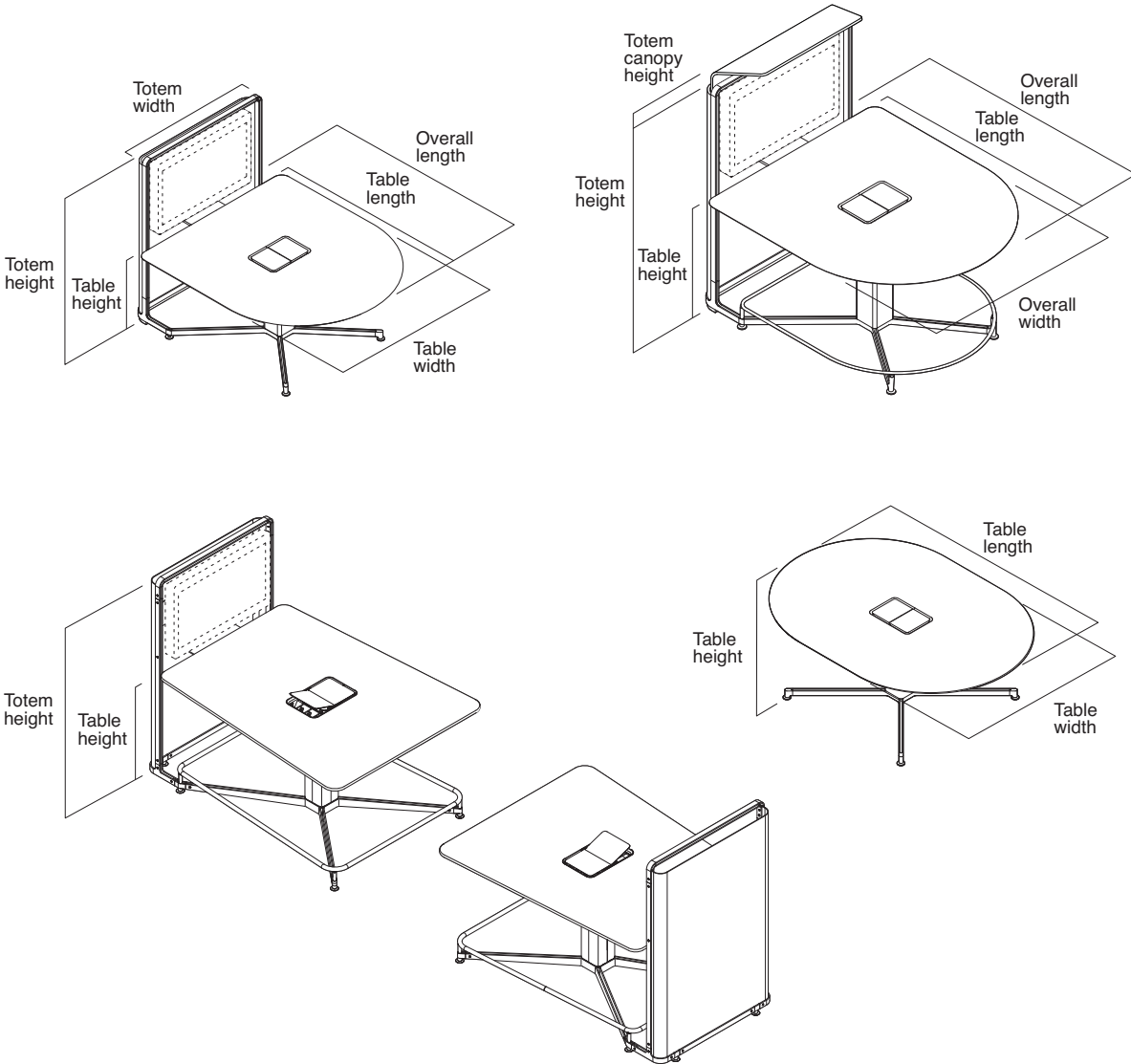


Slotted support structure can fit 5.5"D x 10"W x 1.6"H technology devices or components. Note that this opening exists on both sides of the column.

Dimensions

media:scape Tables TC

• Features	• Overall Width	• Overall Length	• Table Width	• Table Length	• Table Height	• Totem Width	• Totem Height	• Totem Canopy Height
media:scape Tables								
Desk-Height Tables								
Square	60"	N.A.	60"	60"	29"	N.A.	N.A.	N.A.
Square, attached totem	60"	67"	60"	60"	29"	50"	59"	67"
Rectangle	60"	N.A.	60"	72"	29"	N.A.	N.A.	N.A.
Rectangle, attached totem	60"	79"	60"	72"	29"	50"	59"	67"
Round	60"	N.A.	60"	60"	29"	N.A.	N.A.	N.A.
Pear, attached totem	54"	61"	54"	54"	29"	50"	59"	67"
Small D-Shaped, attached totem	50"	58"	48"	51"	29"	50"	59"	67"
Medium D-shaped, attached totem	60"	73"	60"	66"	29"	50"	59"	67"
Large D-shaped, attached totem	60"	85"	60"	78"	29"	50"	59"	67"
Capsule	84"	N.A.	84"	60"	29"	N.A.	N.A.	N.A.
Capsule, attached totem	84"	67"	84"	60"	29"	50"	59"	67"
Offset, attached totem	80"	134"	80"	120"	29"	50"	59"	67"
Stool-Height Tables								
Square	60"	N.A.	60"	60"	38"	N.A.	N.A.	N.A.
Square, attached totem	60"	67"	60"	60"	38"	50"	68"	76"
Rectangle	60"	N.A.	60"	72"	38"	N.A.	N.A.	N.A.
Rectangle, attached totem	60"	79"	60"	72"	38"	50"	68"	76"
Round	60"	N.A.	60"	60"	38"	N.A.	N.A.	N.A.
Medium D-shaped, attached totem	60"	73"	60"	66"	38"	50"	68"	76"
Large D-shaped, attached totem	60"	85"	60"	78"	38"	50"	68"	76"
Capsule	84"	N.A.	84"	60"	38"	N.A.	N.A.	N.A.
Capsule, attached totem	84"	67"	84"	60"	38"	50"	68"	76"
Offset, attached totem	80"	134"	80"	120"	38"	50"	68"	76"
TeamStudio	60"	189"	60"	75" (per table)	38"	N.A.	N.A.	N.A.
TeamStudio, attached single totem	60"	197"	60"	75" (per table)	38"	45"	68"	76"
TeamStudio, attached dual totems	60"	205"	60"	75" (per table)	38"	45"	68"	76"



media:scape Display Recommendations

media:scape can work with many different brands and display sizes. For a display to seamlessly integrate with media:scape, the following physical and feature requirements must be met.

Physical Requirements

Features	Display Size (Diagonal)	Maximum Width		Maximum Height		Maximum Depth		Weight	VESA Pattern (Maximum)
	Inches	mm	Inches	mm	Inches	mm	Inches		mm

media:scape Tables TC

Tables with single display totem	46"–50"	1194 mm	47"	711 mm	28"	91 mm	3 ¹⁰ / ₁₆ "	150 pounds	770x485 mm
Tables with dual display totem	40"–43"	991 mm	39"	711 mm	28"	91 mm	3 ¹⁰ / ₁₆ "	150 pounds	566x333 mm

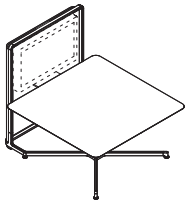
Feature Requirements

Must have at least one HDMI input. media:scape digital switchers output audio, video, and control signals over HDMI.

Must support both power-on and power-off CEC commands (digital switchers only). media:scape digital switchers send a power-on command when the system wakes up and a power-off command when the system goes to sleep using CEC (Consumer Electronics Control). Consult the display's user manual and, in some cases, contact the display manufacturer's technical support staff to determine if the display supports this functionality and how to enable this functionality.

Should be commercial-grade such as Samsung commercial-grade displays. media:scape will work with noncommercial-grade displays; however, most noncommercial-grade displays do not support long periods of continuous usage. Double-check the warranty restrictions before purchasing a display to ensure the warranty will not be voided if the display is installed in a commercial environment.

Desk-Height Tables TC



Tip: Please note that these are the parameters used by Steelcase. We do not have a way of checking that the work done in the field meets all our quality standards. Therefore, please be aware that by doing a field cutout/ retrofit/mounting additional equipment, you assume full responsibility for local inspections, workmanship, reliability, and ultimate performance of the product. The safety certifications for this product, as it is sold without electronics, are provided by Steelcase. This product as sold has no EMC certifications because there are no electronic components using any frequency above 9,000hz (cycles per second). Any required safety and EMC certifications for any third party electronic systems provided by the owner will need to be acquired by the owner at its expense. Steelcase cannot provide any assistance in this electronic equipment certification.

For laminate price group 2 pricing, please refer to the electronic catalog or SmartTools.



For Canadian Pricing
Multiply U.S. Price by the Canadian price factor.
▶ See page 1 for details.

Standard Includes		Required to Specify
▶ Need help? Product details, page 522	<ul style="list-style-type: none"> Table: High-Pressure Laminate price group 1 surface with 3 mm plastic edge on all sides <ul style="list-style-type: none"> – Base (with legs and feet) and column: paint Totem with single monitor bracket, if specified Infill: painted aluminum, if totem is specified 	<ol style="list-style-type: none"> Style number Laminate color number for surface Plastic color number for edges on laminate surface Paint color for column, table base, feet, and totem frame (if specified): <ul style="list-style-type: none"> 4140 Arctic White Gloss 4799 Platinum Metallic 4803 Near Black Metallic Paint color number for infill Power well cutout (see below under Required Selections) Dual monitor shroud (see below under Required Selections) Infill with totem canopy (see below under Required Selections) Options, if selected (see below) <p>▶ See <i>Surface Materials</i>, page 546.</p>

	Required Selections	U.S. Price	Required to Specify
Power Well Cutout	Tables (except offset table)		
	<ul style="list-style-type: none"> No cutout With cutout 	No cost +\$1306	Specify with no cutout/power well. Specify with cutout/power well.
	Offset table		
	<ul style="list-style-type: none"> No cutout With cutout 	No cost +\$2613	Specify with no cutout/power well. Specify with cutout/power well.
Dual Monitor Shroud	Available on attached totem tables		
	<ul style="list-style-type: none"> No shroud Dual 43" shroud 	No cost +\$2303	Specify with no shroud. Specify with dual 43" shroud.
	Offset table		
	<ul style="list-style-type: none"> No shroud Dual 43" shroud 	No cost +\$4607	Specify with no shroud. Specify with dual 43" shroud.
Infill with Totem Canopy	Available on attached totem tables (per totem)		
	<ul style="list-style-type: none"> Infill only Infill with totem canopy 	No cost +\$1518	Specify with infill only. Specify with infill and totem canopy.

	Options	U.S. Price	Required to Specify
Surface Materials	High-Pressure Laminate tables		
	<ul style="list-style-type: none"> Laminate price group 2 Open Line laminate 	See information at left +\$ 111 plus cost of laminate	Specify laminate color number. ▶ See <i>Surface Materials Reference Manual</i> .
	Composite veneer tables		
	<ul style="list-style-type: none"> Composite group 1 veneer surface with composite veneer edges (3 mm edge profile) Composite group 2 veneer surface with composite veneer edges (3 mm edge profile) 	Prices at right Prices at right	Specify composite veneer color number. Specify composite veneer color number.
	Wood veneer tables		
	<ul style="list-style-type: none"> Wood group 1 veneer surface with wood veneer edges (3 mm edge profile) Wood group 2 veneer surface with wood veneer edges (3 mm edge profile) Wood group 3 veneer surface with wood veneer edges (3 mm edge profile) Customiz stain Full-fill finish on wood group 1 	Prices at right Prices at right Prices at right No cost Prices at right	Specify wood color number. Specify wood color number. Specify wood color number. Specify with Customiz stain. ▶ See <i>Surface Materials Reference Manual</i> . Specify full-fill finish number.

▶ Options, continued on next page

► Options, continued from previous page

Options	U.S. Price	Required to Specify
Surface Materials, continued		
Painted aluminum infill		
• Price group 1	No cost	Specify infill finish number.
• Price group 2	+\$ 61	Specify infill finish number.
• Price group 3	+\$197	Specify infill finish number.

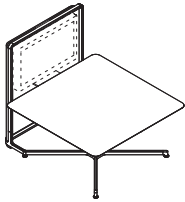
Tip: Composite veneer group 2 charge is in addition to composite veneer group 1 upcharge.

Tip: Wood group 2, wood group 3, and full-fill upcharges are in addition to wood group 1 upcharge.

Specification Information										
Dimensions				Style	U.S. Base Price	Options				
D	W	H	Totem Height	Number		(Add \$ to Base Price)				
						Comp. Veneer	Wood			Full-Fill
						Comp.	Comp.	Wood	Wood	Finish on
						Veneer	Veneer	Group 1	Group 2	Group 3
						Group 1	Group 2			Wood
										Group 1

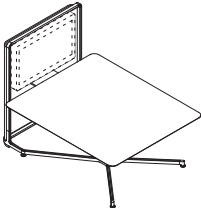
Square Desk-Height Table with Attached Totem (4–6 people)

60"	60"	29"	59"	MT03DS6060TN	\$18,028	+\$ 961	+\$149	+\$ 961	+\$164	+\$572	+\$164
-----	-----	-----	-----	---------------------	----------	---------	--------	---------	--------	--------	--------




Rectangular Desk-Height Table with Attached Totem (4–6 people)

72"	60"	29"	59"	MT03DR7260TN	\$18,387	+\$1153	+\$245	+\$1153	+\$269	+\$932	+\$269
-----	-----	-----	-----	---------------------	----------	---------	--------	---------	--------	--------	--------




Pear-Shaped Desk-Height Table with Attached Totem (4 people)

54"	54"	29"	59"	MT03DP4854TN	\$21,417	+\$ 675	+\$149	+\$ 675	+\$164	+\$572	+\$164
-----	-----	-----	-----	---------------------	----------	---------	--------	---------	--------	--------	--------



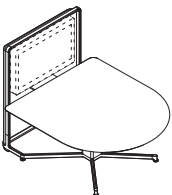
Small D-Shaped Desk-Height Table with Attached Totem (4 people)

51"	48"	29"	59"	MT03DSD4848TN	\$19,470	+\$ 675	+\$108	+\$ 675	+\$118	+\$416	+\$118
-----	-----	-----	-----	----------------------	----------	---------	--------	---------	--------	--------	--------



Medium D-Shaped Desk-Height Table with Attached Totem (4–6 people)

66"	60"	29"	59"	MT03DM6660TN	\$19,858	+\$ 961	+\$245	+\$ 961	+\$269	+\$932	+\$269
-----	-----	-----	-----	---------------------	----------	---------	--------	---------	--------	--------	--------



► Specification Information, continued on next page

 **For Canadian Pricing**
Multiply U.S. Price by the Canadian price factor.
► See page 1 for details.

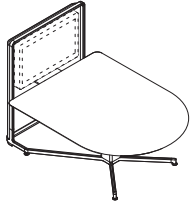
Desk-Height Tables TC, continued

► Specification Information, continued from previous page

Specification Information											
Dimensions				Style	U.S.	Options					
D	W	H	Totem Height	Number	Base Price	(Add \$ to Base Price)					
						Comp. Veneer	Wood			Full-Fill	
						Comp. Veneer	Comp. Wood	Wood Group 1	Wood Group 2	Wood Group 3	Finish on Wood
						Group 1	Group 2				Group 1

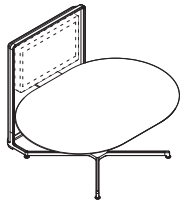
Tip: Composite veneer group 2 charge is in addition to composite veneer group 1 upcharge.

Tip: Wood group 2, wood group 3, and full-fill upcharges are in addition to wood group 1 upcharge.



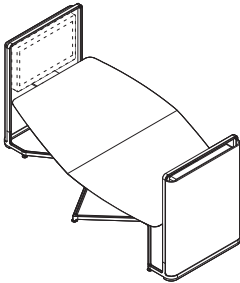
Large D-Shaped Desk-Height Table with Attached Totem (5–7 people)

78"	60"	29"	59"	MT03DL7860TN	\$20,791	+\$1153	+\$245	+\$1153	+\$269	+\$932	+\$269
-----	-----	-----	-----	---------------------	----------	---------	--------	---------	--------	--------	--------



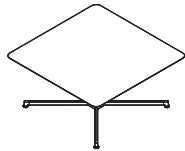
Capsule Desk-Height Table with Attached Totem (4–6 people)

60"	84"	29"	59"	MT03DC6084TN	\$20,464	+\$1153	+\$317	+\$1153	+\$348	+\$1211	+\$348
-----	-----	-----	-----	---------------------	----------	---------	--------	---------	--------	---------	--------



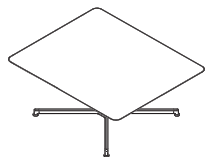
Offset Desk-Height Table with Attached Totems (8 people)

120"	80"	29"	54"	MT03DF12076TN	\$44,367	+\$2406	+\$501	+\$2406	+\$552	+\$1921	+\$552
------	-----	-----	-----	----------------------	----------	---------	--------	---------	--------	---------	--------



Square Desk-Height Table (6–8 people)

60"	60"	29"	N.A.	MT03DS6060N	\$12,575	+\$ 961	+\$149	+\$ 961	+\$164	+\$ 572	+\$164
-----	-----	-----	------	--------------------	----------	---------	--------	---------	--------	---------	--------



Rectangular Desk-Height Table (6–8 people)

72"	60"	29"	N.A.	MT03DR7260N	\$13,998	+\$1153	+\$245	+\$1153	+\$269	+\$ 932	+\$269
-----	-----	-----	------	--------------------	----------	---------	--------	---------	--------	---------	--------

► Specification Information, continued on next page



For Canadian Pricing
 Multiply U.S. Price by the Canadian price factor.
 ► See page 1 for details.

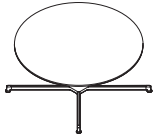
► Specification Information, continued from previous page

Tip: Composite veneer group 2 charge is in addition to composite veneer group 1 upcharge.

Tip: Wood group 2, wood group 3, and full-fill upcharges are in addition to wood group 1 upcharge.

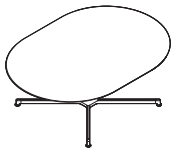
Specification Information											
Dimensions				Style	U.S.	Options					
D	W	H	Totem Height	Number	Base Price	(Add \$ to Base Price)					
						Comp. Veneer	Wood			Full-Fill	
						Comp. Veneer Group 1	Comp. Veneer Group 2	Wood Group 1	Wood Group 2	Wood Group 3	Finish on Wood Group 1

Round Desk-Height Table (4–6 people)



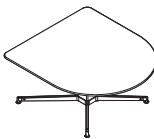
60"	60"	29"	N.A.	MT03DR60N	\$13,998	+\$ 961	+\$149	+\$ 961	+\$164	+\$ 573	+\$164
-----	-----	-----	------	------------------	----------	---------	--------	---------	--------	---------	--------

Capsule Desk-Height Table (6–8 people)



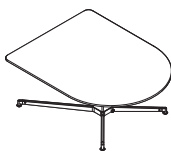
60"	84"	29"	N.A.	MT03DC6084N	\$14,577	+\$1153	+\$317	+\$1153	+\$348	+\$1211	+\$348
-----	-----	-----	------	--------------------	----------	---------	--------	---------	--------	---------	--------

Medium D-Shaped Desk-Height Table (4–6 people)



66"	60"	29"	N.A.	MT03DM6660N	\$13,582	+\$ 961	+\$245	+\$ 961	+\$269	+\$ 932	+\$269
-----	-----	-----	------	--------------------	----------	---------	--------	---------	--------	---------	--------

Large D-Shaped Desk-Height Table (5–7 people)

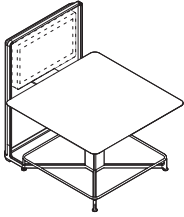


78"	60"	29"	N.A.	MT03DL7860N	\$13,998	+\$1153	+\$245	+\$1153	+\$269	+\$ 932	+\$269
-----	-----	-----	------	--------------------	----------	---------	--------	---------	--------	---------	--------



For Canadian Pricing
Multiply U.S. Price by the Canadian price factor.
► See page 1 for details.

Stool-Height Tables TC



Tip: Please note that these are the parameters used by Steelcase. We do not have a way of checking that the work done in the field meets all our quality standards. Therefore, please be aware that by doing a field cutout/ retrofit/mounting additional equipment, you assume full responsibility for local inspections, workmanship, reliability, and ultimate performance of the product. The safety certifications for this product, as it is sold without electronics, are provided by Steelcase. This product as sold has no EMC certifications because there are no electronic components using any frequency above 9,000hz (cycles per second). Any required safety and EMC certifications for any third party electronic systems provided by the owner will need to be acquired by the owner at its expense. Steelcase cannot provide any assistance in this electronic equipment certification.

For laminate price group 2 pricing, please refer to the electronic catalog or SmartTools.



For Canadian Pricing
Multiply U.S. Price by the Canadian price factor.
▶ See page 1 for details.

Standard Includes		Required to Specify
▶ Need help? Product details, page 522	<ul style="list-style-type: none"> Table: High-Pressure Laminate price group 1 surface with 3 mm plastic edge on all sides – Base (with legs and feet) and column: paint Totem with single monitor bracket, if specified Infill: painted aluminum, if totem is specified 	<ol style="list-style-type: none"> Style number Laminate color number for surface Plastic color number for edges on laminate surface Paint color for column, table base, feet, and totem frame (if specified): 4140 Arctic White Gloss 4799 Platinum Metallic 4803 Near Black Metallic Paint color number for infill Power well cutout (see below under Required Selections) Dual monitor shroud (see below under Required Selections) Infill with totem canopy (see below under Required Selections) Options, if selected (see below) <p>▶ See <i>Surface Materials</i>, page 546.</p>

Required Selections	U.S. Price	Required to Specify
Power Well Cutout	Tables (except offset and TeamStudio tables)	
• No cutout	No cost	Specify with no cutout/power well.
• With cutout	+\$1306	Specify with cutout/power well.
	Offset and TeamStudio tables	
• No cutout	No cost	Specify with no cutout/power well.
• With cutout	+\$2613	Specify with cutout/power well.
Dual Monitor Shroud	Attached totem tables (except offset tables) and TeamStudio table with attached single totem	
• No shroud	No cost	Specify with no shroud.
• Dual 43" shroud	+\$2303	Specify with dual 43" shroud.
	Offset table and TeamStudio tables with attached dual totems	
• No shroud	No cost	Specify with no shroud.
• Dual 43" shroud	+\$4607	Specify with dual 43" shroud.
Infill with Totem Canopy	Available on attached totem tables (per totem)	
• Infill only	No cost	Specify with infill only.
• Infill with totem canopy	+\$1518	Specify with infill and totem canopy.

Options	U.S. Price	Required to Specify
Surface Materials	High-Pressure Laminate tables	
• Laminate price group 2	See information at left	Specify laminate color number.
• Open Line laminate	+\$ 111 plus cost of laminate	▶ See <i>Surface Materials Reference Manual</i> .
	Composite veneer tables	
• Composite group 1 veneer surface with composite veneer edges (3 mm edge profile)	Prices at right	Specify composite veneer color number.
• Composite group 2 veneer surface with composite veneer edges (3 mm edge profile)	Prices at right	Specify composite veneer color number.
	Wood veneer tables	
• Wood group 1 veneer surface with wood veneer edges (3 mm edge profile)	Prices at right	Specify wood color number.
• Wood group 2 veneer surface with wood veneer edges (3 mm edge profile)	Prices at right	Specify wood color number.
• Wood group 3 veneer surface with wood veneer edges (3 mm edge profile)	Prices at right	Specify wood color number.
• Customiz stain	No cost	Specify with Customiz stain.
• Full-fill finish on wood group 1	Prices at right	▶ See <i>Surface Materials Reference Manual</i> . Specify full-fill finish number.

▶ **Options, continued on next page**

► Options, continued from previous page

Options	U.S. Price	Required to Specify
Surface Materials, continued	Painted aluminum infill	
	• Price group 1	No cost
	• Price group 2	+\$ 74
	• Price group 3	+\$ 215

Specification Information

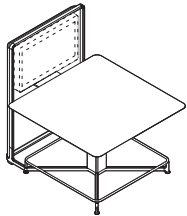
Dimensions				Style	U.S. Base Price	Options (Add \$ to Base Price)					
D	W	H	Totem Height	Number		Comp. Veneer	Wood			Full-Fill	
						Comp. Veneer Group 1	Comp. Veneer Group 2	Wood Group 1	Wood Group 2	Wood Group 3	Finish on Wood Group 1

Tip: Composite veneer group 2 charge is in addition to composite veneer group 1 upcharge.

Tip: Wood group 2, wood group 3, and full-fill upcharges are in addition to wood group 1 upcharge.

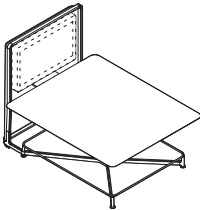
Square Stool-Height Table with Attached Totem (4–6 People)

60"	60"	38"	68"	MT03SS6060TN	\$25,317	+\$ 961	+\$149	+\$ 961	+\$164	+\$ 572	+\$164
-----	-----	-----	-----	---------------------	----------	---------	--------	---------	--------	---------	--------



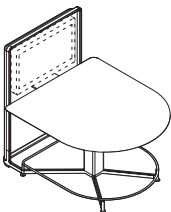
Rectangular Stool-Height Table with Attached Totem (4–6 People)

72"	60"	38"	68"	MT03SR7260TN	\$25,739	+\$1153	+\$245	+\$1153	+\$269	+\$ 932	+\$269
-----	-----	-----	-----	---------------------	----------	---------	--------	---------	--------	---------	--------



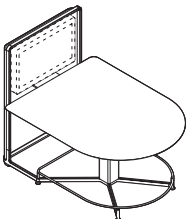
Medium D-Shaped Stool-Height Table with Attached Totem (4–6 People)

66"	60"	38"	68"	MT03SM6660TN	\$25,317	+\$ 961	+\$245	+\$ 961	+\$269	+\$ 932	+\$269
-----	-----	-----	-----	---------------------	----------	---------	--------	---------	--------	---------	--------



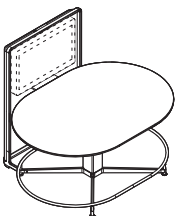
Large D-Shaped Stool-Height Table with Attached Totem (5–7 People)

78"	60"	38"	68"	MT03SL7860TN	\$25,739	+\$1153	+\$245	+\$1153	+\$269	+\$ 932	+\$269
-----	-----	-----	-----	---------------------	----------	---------	--------	---------	--------	---------	--------



Capsule Stool-Height Table with Attached Totem (4–6 People)

60"	84"	38"	68"	MT03SC6084TN	\$26,305	+\$1153	+\$317	+\$1153	+\$348	+\$1211	+\$348
-----	-----	-----	-----	---------------------	----------	---------	--------	---------	--------	---------	--------



► Specification Information, continued on next page

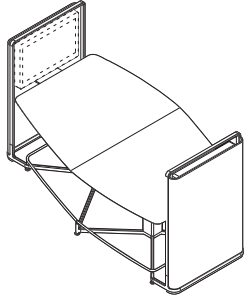
Stool-Height Tables TC, continued

► Specification Information, continued from previous page

Specification Information											
Dimensions				Style	U.S.	Options					
D	W	H	Totem Height	Number	Base Price	(Add \$ to Base Price)					
						Comp. Veneer	Wood			Full-Fill	
						Comp. Veneer	Comp. Wood	Wood Group 1	Wood Group 2	Wood Group 3	Finish on Wood
						Group 1	Group 2				Group 1

Tip: Composite veneer group 2 charge is in addition to composite veneer group 1 upcharge.

Tip: Wood group 2, wood group 3, and full-fill upcharges are in addition to wood group 1 upcharge.

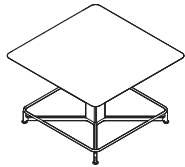


Offset Stool-Height Table with Attached Totem (8 people)

120" 80" 38" 68"	MT03SF12076TN	\$50,749	+\$2406	+\$501	+\$2406	+\$552	+\$1921	+\$552	
------------------	----------------------	----------	---------	--------	---------	--------	---------	--------	--

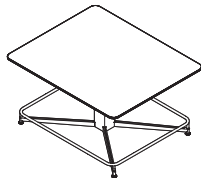
Square Stool-Height Table (6–8 people)

60" 60" 38" N.A.	MT03SS6060N	\$19,470	+\$ 961	+\$149	+\$ 961	+\$164	+\$ 572	+\$164	
------------------	--------------------	----------	---------	--------	---------	--------	---------	--------	--



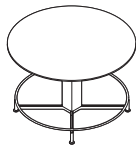
Rectangular Stool-Height Table (6–8 people)

72" 60" 38" N.A.	MT03SR7260N	\$19,858	+\$1153	+\$245	+\$1153	+\$269	+\$ 932	+\$269	
------------------	--------------------	----------	---------	--------	---------	--------	---------	--------	--



Round Stool-Height Table (4–6 people)

60" 60" 38" N.A.	MT03SR60N	\$19,858	+\$ 961	+\$149	+\$ 961	+\$164	+\$ 573	+\$164	
------------------	------------------	----------	---------	--------	---------	--------	---------	--------	--



Capsule Stool-Height Table (6–8 people)

60" 84" 38" N.A.	MT03SC6084N	\$20,464	+\$1153	+\$317	+\$1153	+\$348	+\$1211	+\$348	
------------------	--------------------	----------	---------	--------	---------	--------	---------	--------	--



Medium D-Shaped Stool-Height Table (4–6 people)

66" 60" 38" N.A.	MT03SM6660N	\$19,470	+\$ 961	+\$245	+\$ 961	+\$269	+\$ 932	+\$269	
------------------	--------------------	----------	---------	--------	---------	--------	---------	--------	--



Large D-Shaped Stool-Height Table (5–7 people)

78" 60" 38" N.A.	MT03SL7860N	\$19,858	+\$1153	+\$245	+\$1153	+\$269	+\$ 932	+\$269	
------------------	--------------------	----------	---------	--------	---------	--------	---------	--------	--



► Specification Information, continued on next page

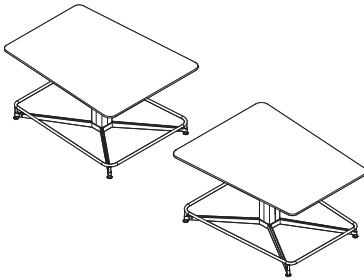
► Specification Information, continued from previous page

Specification Information

Tip: Composite veneer group 2 charge is in addition to composite veneer group 1 upcharge.

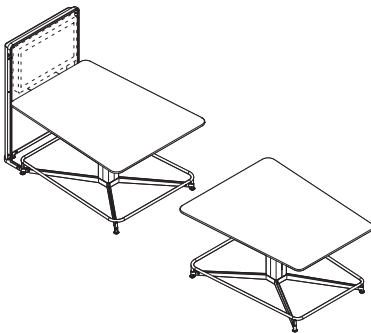
Tip: Wood group 2, wood group 3, and full-fill upcharges are in addition to wood group 1 upcharge.

Dimensions				Style Number	U.S. Base Price	Options (Add \$ to Base Price)														
D	W	H	Totem Height			Comp. Veneer Group 1	Comp. Veneer Group 2	Wood Group 1	Wood Group 2	Wood Group 3	Full-Fill Finish on Wood Group 1									



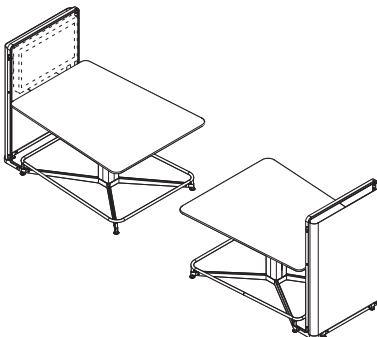
TeamStudio Table (8-12 People)

75"	60"	38"	N.A.	MT03ST7560N	\$44,791	+\$2406	+\$501	+\$2406	+\$552	+\$1921	+\$552
-----	-----	-----	------	--------------------	----------	---------	--------	---------	--------	---------	--------



TeamStudio Attached Single Totem (8-12 People)

75"	60"	38"	68"	MT03ST7560TN	\$50,594	+\$2406	+\$501	+\$2406	+\$552	+\$1921	+\$552
-----	-----	-----	-----	---------------------	----------	---------	--------	---------	--------	---------	--------

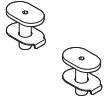


TeamStudio Attached Dual Totems (8-12 People)

75"	60"	38"	68"	MT03ST7560TTN	\$55,428	+\$2406	+\$501	+\$2406	+\$552	+\$1921	+\$552
-----	-----	-----	-----	----------------------	----------	---------	--------	---------	--------	---------	--------

 **For Canadian Pricing**
Multiply U.S. Price by the Canadian price factor.
► See page 1 for details.

Seismic Anchor Brackets



Tip: One bracket is used per leg, so two packages should be ordered per table.

Standard Includes	Required to Specify
-------------------	---------------------

- | | | |
|--|--|--|
| <ul style="list-style-type: none"> ▶ Need help? Product details, page 523 | <ul style="list-style-type: none"> • Brackets: package of two | <ul style="list-style-type: none"> Style number |
|--|--|--|

Specification Information	
---------------------------	--

• Style Number	• U.S. Price

CQSA	\$88



For Canadian Pricing
 Multiply U.S. Price by the Canadian price factor.
 ▶ See page 1 for details.

Understanding and Specifying ScapeSeries Tables



Statement of Line

542



Understanding

ScapeSeries Tables

543



Specifying

ScapeSeries Tables

544

Statement of Line

ScapeSeries Tables

ScapeSeries Tables



Desk-Height
Understanding
▶ Page 543
Specifying
▶ Page 544



Stool-Height
Understanding
▶ Page 543
Specifying
▶ Page 544

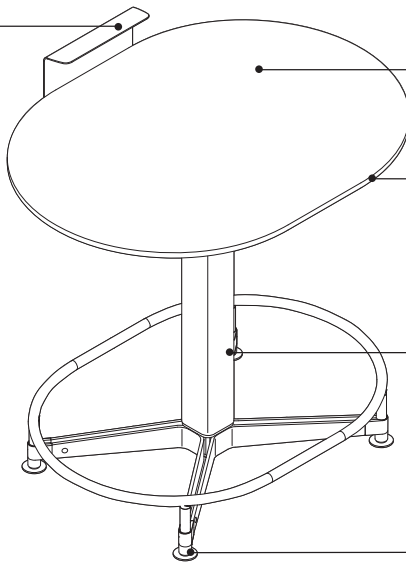
ScapeSeries Tables

ScapeSeries table

invites others to walk up and collaborate in multiple postures. It combines cornerless curves with straight sides that may dock alongside walls more effectively than typical round café tables, resulting in a more thoughtful relationship between workspaces, users, and the interior architecture.

► Specifying, page 544

Shroud comes standard with the table. It clamps to the underside of the work surface and conceals power strip (specified separately).



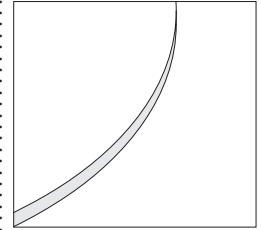
Surfaces are available in both laminate and veneer.

Profile surfaces have a 3 mm edge banding along all sides.

Base is available in three finishes and includes a column and legs. A stainless steel foot ring is standard on the stool-height tables.

Glides provide 1" of adjustment for leveling.

Product Details



Laminate surface edges are plastic and finish selection is available. ► See *Recommended Surface Edge Finishes*, page 551, for recommendations.

Veneer surface edges are veneer and match the top surface.

Surface Materials

Surface

- Laminate
- Wood veneer

Edge

- Plastic – laminate surfaces
- Wood veneer – wood veneer surfaces

Base

- Paint

Column and shroud

- Paint to match base

Foot ring

- Stainless steel

Actual Dimensions

Depth	32"
Width	42"
Thickness	¾"
Desk Height	29"
Stool Height	38"

ScapeSeries Tables

Standard Includes	Required to Specify
<ul style="list-style-type: none"> ▶ Need help? Product details, page 543 • Table: High-Pressure Laminate price group 1 surface with 3 mm plastic edge on all sides • Column, table base, legs, and shroud: paint • Foot ring, if stool-height selected: 803S Stainless Steel only 	<ol style="list-style-type: none"> 1 Style number 2 Laminate color number for surface 3 Plastic color number for edges on laminate surface 4 Paint color for column, table base, legs, and shroud: <ul style="list-style-type: none"> 4140 Arctic White Gloss 4799 Platinum Metallic 4803 Near Black Metallic 5 Options, if selected (see below) <ul style="list-style-type: none"> ▶ See <i>Surface Materials</i>, page 546.

For laminate price group 2 pricing, please refer to the electronic catalog or SmartTools.

Surface Materials	Options	U.S. Price	Required to Specify
	High-Pressure Laminate tables		
	• Laminate price group 2	See information at left	Specify laminate color number.
	• Open Line laminate	+\$111 plus cost of laminate	▶ See <i>Surface Materials Reference Manual</i> .
	Composite veneer tables		
	• Composite group 1 veneer surface with composite veneer edges (3 mm edge profile)	+\$302	Specify <i>with composite veneer</i> and indicate composite veneer color number.
	• Composite group 2 veneer surface with composite veneer edges (3 mm edge profile)	+\$499	Specify <i>with composite veneer</i> and indicate composite veneer color number.
	Wood veneer tables		
	• Wood group 1 veneer surface with wood veneer edges (3 mm edge profile)	+\$302	Specify <i>with wood veneer</i> and indicate wood color number.
	• Wood group 2 veneer surface with wood veneer edges (3 mm edge profile)	+\$519	Specify <i>with wood veneer</i> and indicate wood color number.
	• Wood group 3 veneer surface with wood veneer edges (3 mm edge profile)	+\$847	Specify <i>with wood veneer</i> and indicate wood color number.
• Customiz stain	No cost	Specify <i>with Customiz stain</i> . ▶ See <i>Surface Materials Reference Manual</i> .	
• Full-fill finish on wood group 1	+\$ 91	Specify full-fill finish number.	
Shroud	• Omit shroud	-\$ 51	Specify <i>omit shroud</i> .

Specification Information

• Dimensions			• Style	• U.S.
D	W	H	Number	Base Price
...

Desk-Height

32"	42"	29"	SSTD3242	\$2838
...

Stool-Height

32"	42"	38"	SSTS3242	\$4170
...



Surface Materials

media:scape

This listing includes all the surface material choices that are available for the products in this specification guide.

Resources

For more information about surface materials, refer to the following resources:

Additional surface materials specification tools are available to assist you in the specification process—the Surface Materials Binders.

The global surface materials palette is a core collection of finishes that is available across multiple geographies (Americas/EMEA – Europe, Middle East, and Africa/APAC – Asia Pacific) and on global product lines, where applicable. For a list of finishes included in the offering, see the *Surface Materials Reference Manual*. Additional details, like product approvals by geography and finish number conversions, can also be found in the *Surface Materials Reference Manual* or see steelcase.com/surface-materials under the Select Surfaces section.

Surface Materials Binders include:

- *Surface Materials Reference Manual*
- A complete set of swatch cards for hard surfaces, vertical surface fabrics, and seating upholstery

Paint

Steelcase Surfaces

Tip: All products may not be available in all colors listed below.

▶ See page 549 for an overview of the paint colors available on each component.

Applies to:

- media:scape aluminum infills
- ScapeSeries tables

Price Group 1

Smooth Paint

- 4238 Mocha
- 4239 Clay
- 4240 Chalk
- 4242 Milk

Textured Paint

- 7207 Black
- 7225 Sand
- 7237 Slate
- 7238 Fieldstone
- 7239 Midnight **E**
- 7241 Arctic White
- 7243 Seagull
- 7360 Merle

Price Group 2

Smooth Metallic Paint

- 4750 Champagne Metallic
- 4798 Sterling Metallic **E**
- 4799 Platinum Metallic
- 4803 Near Black Metallic

Applies to:

- media:scape table legs, base, column and totem frame
- ScapeSeries tables
- 4799 Platinum Metallic
- 4803 Near Black Metallic

Smooth Paint

- 4700 Warm White

Price Group 3

Coatings

- 1ATT Cast Shadow

Custom Surfaces

Price Group 3

PerfectMatch

PerfectMatch is a service that allows you to create your own paint color. Refer to the *Surface Materials Reference Manual* for more information about this program.

Metal/Accessory Paints

Steelcase Surfaces

Applies to:

- media:scape table legs, base, column, and totem frame
- 4140 Arctic White Gloss

Applies to:

- media:scape table foot ring
- ScapeSeries table foot ring
- 803S Stainless Steel

Laminate

Applies to:

- media:scape tables
- ScapeSeries tables

Steelcase Surfaces

High-Pressure Laminate

Price Group 1

Fiber Laminate

- 2850 Vanadium Fiber
- 2854 Vellum Fiber **E**
- 2860 Granite Fiber
- 2862 Stucco Fiber **E**

Micro Laminate

- 2920 Marl Micro
- 2921 Gypsum Micro
- 2922 Clay Micro

Patina Laminate

- 2870 Blonde Bronze Patina
- 2873 Instant Iron Patina

Solid Laminate

- 2722 Cream **E**
- 2730 Arctic White
- 2746 Black
- 2759 Warm White
- 2811 Mist **E**
- 2883 Seagull
- 2884 Milk
- 2885 Dune
- 2HAA Persian Salt
- 2HAB Rose
- 2HAC Indigo
- 2HAD Green Citrine **E**
- 2HAE Dark Olivine
- 2HAF Cloudy
- 2HMG Merle
- 2HWU Clay
- 2HWW Chalk

Speckle Laminate

- 2820 Coffee Speckle **E**
- 2823 Driftwood Speckle
- 2824 Smoke Speckle
- 2825 Vanadium Speckle

Tip: Some wood veneer finishes and woodgrain laminates share the same name. Because of the difference in materials, veneers and laminates of the same name are not an exact match but do coordinate with each other.

Woodgrain Laminate

- 2406 Clear Cherry **E**
- 2409 Clear Maple
- 2410 Graphite Walnut
- 2412 Natural Cherry
- 2422 Medium Cherry **E**
- 2511 Winter on Maple **E**
- 2535 Virginia Walnut
- 2536 Blackwood
- 2538 Clear Walnut
- 2592 Blonde on Maple **E**
- 2714 Natural Walnut **E**
- 2HAK Clear Oak
- 2HAN Ash Noce
- 2HAT Acacia
- 2HAW Ash Wenge
- 2HBN Bisque Noce
- 2HBW Bisque Wenge
- 2HCN Clay Noce
- 2HCW Clay Wenge
- 2HSN Storm Noce
- 2HSW Storm Wenge
- 2HWA Grey Kingswood
- 2HWB Planked Walnut
- 2HWD Resolute Walnut
- 2HWE Natural Recon
- 2HWF Smoked Walnut **E**
- 2HZA Waxed Maple
- 2HZA Natural Ash
- 2HZA Aged Ash
- 2HZA Ashwood Oak
- 2HZE Ashwood Beige
- 2HZE White Washed Birchply

Price Group 2

Textured Laminate

- 2TH2 Fawn Cypress
- 2TH4 Saddle Oak
- 2TH5 Veranda Teak
- 2TH7 Walnut Heights
- 2UH1 Reclaimed Aggregate
- 2UH2 Reclaimed Gravel
- 2UH4 Cement*
- 2UH6 Sheetrock

*2UH4 Cement has limited availability, determined by product sizing and/or options.

Custom Surfaces

Open Line Laminate (OLL)

This service allows you to order non-standard laminate at an additional processing fee of \$111 U.S. per unit, plus the cost of the laminate.

High-Pressure Laminate pricing does not include premium or digitally printed patterns from any suppliers. Laminate cost may also vary for basic or standard laminates from other suppliers. Please contact the OLL consultant at 616.475.2426 for pricing. The cost of the laminate will be added to your invoice as a separate line on the acknowledgement.

When processing orders for Open Line laminate

on media:scape, specify 2900 in the laminate finish field and enter the OLL manufacturer information. Enter the required edge finish as you would a standard laminate.

Laminate Approval and Material Requirements

To confirm whether a particular laminate has already been tested for use on a specific Steelcase product or to determine material square foot requirements:

- Visit www.steelcase.com

For additional information, refer to the *Surface Materials Reference Manual*.

E = Excluded

Wood

Applies to:

- media:scape tables
- ScapeSeries tables

Steelcase carefully selects veneer and solid wood for consistent color and grain structure. Wood is a natural material and variations will occur in color, grain and texture. These variations are part of the inherent natural beauty of wood and are not considered defects.

All wood products will darken with age and exposure to ultraviolet light. This is especially apparent with cherry and maple veneer. We recommend that desk accessories be rearranged periodically to ensure even aging of wood surfaces.

When storing your wood furniture, please follow the following guidelines:

- Do not store products in trailers
- Store products in areas that simulate office temperatures (60°F to 90°F)
- Store products in areas that maintain constant, office-like humidity levels
- Keep product away from light. Cover products to make sure they are not exposed to light.

Steelcase Surfaces

Veneers are matched for proper balance and consistency. Veneers are available flat cut or quarter cut, except for Oak, which is rift cut. Refer to the *Surface Materials Reference Manual* for descriptions of each cut.

Open-pore finish is a medium gloss finish that leaves the wood grain texture visible to the eye and distinguishable to the touch.

Veneer

Wood Group 1

Flat-Cut Open-Pore

- 3062 FC/OP Graphite Walnut
- 3402 FC/OP Clear Cherry (Aged)
- 3412 FC/OP Natural Cherry **E**
- 3422 FC/OP Medium Cherry
- 3522 FC/OP Clear Maple
- 3592 FC/OP Blonde on Maple **E**
- 3702 FC/OP Clear Walnut
- 3712 FC/OP Natural Walnut
- 3752 FC/OP Medium Walnut **E**
- 3762 FC/OP Dark Walnut
- 3772 FC/OP Medium Mahogany on Walnut

Flat-Cut Open-Pore, Natural Veneer

- 3342 FC/OP Black Walnut
- 35A2 FC/OP Blanch Maple
- 37A2 FC/OP Thunder Walnut

Quarter-Cut Open-Pore

- 3042 QC/OP Ash **E**
- 3222 QC/OP Clear Maple
- 3292 QC/OP Blonde on Maple **E**
- 3302 QC/OP Clear Walnut
- 3312 QC/OP Natural Walnut
- 3352 QC/OP Medium Walnut **E**
- 3362 QC/OP Dark Walnut
- 3372 QC/OP Medium Mahogany on Walnut
- 3382 QC/OP Graphite Walnut

Quarter-Cut Open-Pore, Natural Veneer

- 32A2 QC/OP Blanch Maple
- 33A2 QC/OP Thunder Walnut
- 3392 QC/OP Black Walnut

Rift-Cut Open-Pore

- 3602 RC/OP Desert Oak

Rift-Cut Open-Pore, Natural Veneer

- 36A2 RC/OP Volcanic Oak

Wood Group 3

Flat-Cut Open-Pore, Natural Veneer

- 3082 FC/OP Washed Walnut

Wood Group 1

Open-Pore Planked Veneer

- 3P41 OP Planked Cherry
- 3P51 OP Planked Maple
- 3P61 OP Planked Oak
- 3P71 OP Planked Walnut
- 3VFX OP Unmarked Oak

Tip: Known for its uniqueness, planked veneer has intentional and natural variations that include, but are not limited to: character marks, grain pattern, color, and natural color aging.

Full-Fill

Full-fill finish is a medium-gloss finish that completely fills the grain texture, yet allows the grain pattern to be seen. The wood has a lustrous, satiny look, and it is smooth to the touch. This finish is available on the wood worksurface or field-installed top only.

Wood Group 2

Flat-Cut Full-Fill

- 3064 FC/FF Graphite Walnut **E**
- 3404 FC/FF Clear Cherry (Aged) **E**
- 3414 FC/FF Natural Cherry **E**
- 3424 FC/FF Medium Cherry **E**
- 3524 FC/FF Clear Maple **E**
- 3544 FC/FF Blonde on Maple **E**
- 3704 FC/FF Clear Walnut **E**
- 3714 FC/FF Natural Walnut **E**
- 3754 FC/FF Medium Walnut **E**
- 3764 FC/FF Dark Walnut **E**
- 3774 FC/FF Medium Mahogany on Walnut **E**

Flat-Cut Full-Fill, Natural Veneer

- 3734 FC/FF Black Walnut **E**

Quarter-Cut Full-Fill

- 3224 QC/FF Clear Maple **E**
- 3294 QC/FF Blonde on Maple **E**
- 3304 QC/FF Clear Walnut **E**
- 3314 QC/FF Natural Walnut **E**
- 3354 QC/FF Medium Walnut **E**
- 3364 QC/FF Dark Walnut **E**
- 3374 QC/FF Medium Mahogany on Walnut **E**
- 3384 QC/FF Graphite Walnut **E**

Quarter-Cut Full-Fill, Natural Veneer

- 3394 QC/FF Black Walnut **E**

Rift-Cut Full-Fill

- 3604 RC/FF Desert Oak **E**

Wood Group 3

Flat-Cut Full-Fill, Natural Veneer

- 3084 FC/FF Washed Walnut **E**

Premium Veneers

A selection of Premium veneers in this collection are available on most Steelcase brand products. The collection will be available as close to standard leadtimes as possible. However, because adequate supplies of veneer and solids must be secured, all orders will be scheduled individually. Leadtimes will vary based on Premium veneer and Premium solids availability at the time the order is placed. The collection is Wood Group 3 as part of our Select Surfaces program, and supported like standard veneers to make ordering easy. Please see the Steelcase surface materials section on village.steelcase.com for sample information and product line availability. All premium veneers are in clear-coat.

Wood Group 3

Quarter-Cut Open-Pore

- 3832 QC/OP Figured Anegre

E = Excluded

Surface Materials, media:scape, continued

Composite Veneer

Composite veneers are an engineered wood intended to create specific grain patterns and characteristics. They are pre-stained and finished with Steelcase's Clarity water-borne UV topcoat, which protects the environment while providing durability and clarity. Only open-pore finishes are available on composite wood. Composite veneer and matching edge bands are available on most Steelcase brand products. Composites, for use as a solid nosing substitute, are not available. Steelcase does not recommend mixing composite veneers with natural solid nosings because composite and natural wood grain and color matching are rarely compatible. Composite veneers are available as Wood Group 1 pricing as part of our Select Surfaces program.

Composite veneers are not available on Answer trims.

Composite Veneer Group 1

- Composite Flat-Cut Open-Pore**
 3JDX FC/OP Oak Composite
 3JJX FC/OP Walnut Composite
 3LAX FC/OP Graphite on Oak Composite
 3LCX FC/OP Medium Cherry on Cherry Composite

- Composite Quarter-Cut Open-Pore**
 3F8X QC/OP European Walnut Composite
 3GGX QC/OP Zebrano Composite
 3HGX QC/OP Oak Composite
 3HVX QC/OP Walnut Composite
 3LBX QC/OP Clear Walnut on Walnut Composite
 3LDX QC/OP Natural Walnut on Walnut Composite
 3ZNX QC/OP Night Cerused Oak Composite

Composite Veneer Group 2

- Composite Flat-Cut Open-Pore**
 3LHX FC/OP Espresso on Walnut Composite

- Composite Quarter-Cut Open-Pore**
 3LEX QC/OP Desert Oak on Oak Composite
 3LGX QC/OP Chai on Walnut Composite
 3LJX QC/OP Ebony on Walnut Composite

Custom Surfaces

Customiz stain is a service that allows you to create your own stain colors and finishes on standard veneer. Customiz stain color is available on all product lines that offer wood veneer.

A \$500 stain-matching fee applies on CUSTOMIZ requests (Exception: The \$500 fee does not apply on matches to Coalesse standard finishes or for a low-gloss finish request on a standard color). The \$500 fee covers the cost of formulating the Customiz color finish and applies regardless of whether or not an order for product is placed.

In addition, an approval form must be signed to indicate customer acceptance of Customiz match. A \$1500 initiation fee will be charged prior to first order entry. This initiation fee activates the finish for unlimited use on any Steelcase product for an 18 month time period. After the 18 month time period has lapsed, the Customiz finish may be reactivated for another 18 months for a \$1000 fee at any point within five years after the \$1500 initiation fee was paid. If the finish is not reactivated within five years after the \$1500 initiation fee was paid, the finish will be culled and the customer will need to pay the \$1500 initiation fee again. All style number related Customiz charges products are no cost as of April 2014. The matching and initiation fees are not discountable.

Customiz stain takes 10 days to formulate. Consult the *Surface Materials Reference Manual* for more information. Custom veneers are also available and must be quoted by Steelcase specials group. Customiz stain on custom veneers takes 2 to 4 weeks to formulate.

Requirements and information on ordering a Customiz stain color are found in the *Surface Materials Reference Manual*.

Plastic

Steelcase Surfaces

- Applies to:
 • media:scape tables
 • ScapeSeries tables

- | | |
|-------------------------------|----------------------|
| 6000 Black | 6635 Dawn E |
| 6001 Coffee E | 6636 Mist |
| 6009 Arctic White | 6654 Sand |
| 6034 Natural Cherry | 6655 Warm White |
| 6036 Medium Cherry | 6694 Slate E |
| 6037 Winter on Maple | 6695 Midnight |
| 6038 Blonde on Maple E | 6697 Fog |
| 6041 Natural Walnut E | 6698 Fieldstone |
| 6052 Milk | 66WA Grey Kingswood |
| 6053 Seagull | 66WB Planked Walnut |
| 6169 Stone | 66WD Resolute Walnut |
| 6170 Mocha | 66WE Natural Recon |
| 61AA Persian Salt | 66WF Smoked Walnut |
| 61AB Rose | 66WU Clay |
| 61AC Indigo | 66WV Chalk |
| 61AD Green Citrine E | 6703 Ash Wenge |
| 61AE Dark Olivine | 6704 Storm Wenge |
| 61AF Cloudy | 6705 Bisque Wenge |
| 6213 Acacia | 6706 Clay Wenge |
| 6219 Clear Oak | 6707 Ash Noce |
| 6231 Graphite Walnut | 6708 Bisque Noce |
| 6237 Clear Maple | 6709 Clay Noce |
| 6242 Virginia Walnut | 6710 Storm Noce |
| 6243 Blackwood | 6T02 Fawn Cypress |
| 6245 Clear Walnut | 6T04 Saddle Oak |
| 6249 Platinum Solid | 6T05 Veranda Teak |
| 6271 Plywood | 6T07 Walnut Heights |
| 6527 Merle | 6T08 Aggregate |
| 6612 Grey V2 E | 6T09 Gravel |
| 6615 Grey V5 | 6T10 Cement |
| 6619 Ice E | 6T12 Sheetrock |
| 6631 Cream E | |

Tip: Light color plastic edges are susceptible to degradation due to normal wear and tear. Staining (e.g., ball point pen or clothing dyes such as blue jeans) and dirt effects are more pronounced in light colors and are not considered defects.

E = Excluded

Paint Color Availability Matrix

Legend

- = Not available
- = Available
- Ⓢ = Excluded

	media:scape Tables Column, table base, table feet, and totem frame			Totem infills Shrouds		ScapeSeries Tables Column, table base, table feet, and shroud	
Paint Price Group 1 (Smooth)							
4238 Mocha	•	■	•	•	•	•	•
4239 Clay	•	■	•	•	•	•	•
4240 Chalk	•	■	•	•	•	•	•
4242 Milk	•	■	•	•	•	•	•
Paint Price Group 1 (Textured)							
7207 Black	•	■	•	•	•	•	•
7225 Sand	•	■	•	•	•	•	•
7237 Slate	•	■	•	•	•	•	•
7238 Fieldstone	•	■	•	•	•	•	•
7239 Midnight Ⓢ	•	■	•	•	•	•	•
7241 Arctic White	•	■	•	•	•	•	•
7243 Seagull	•	■	•	•	•	•	•
7360 Merle	•	■	•	•	•	•	•
Paint Price Group 2 (Metallic)							
4750 Champagne Metallic	•	■	•	•	•	•	•
4798 Sterling Metallic Ⓢ	•	■	•	•	•	•	•
4799 Platinum Metallic	■	■	■	■	■	■	■
4803 Near Black Metallic	■	■	■	■	■	■	■
Paint Price Group 2 (Smooth)							
0835 Black	•	■	•	•	•	•	•
Accessory Paints							
4140 Arctic White Gloss	■	•	■	■	■	■	■
4144 Black Gloss	•	•	•	•	•	•	•

Laminate Matrix

High-Pressure Laminate

Legend

- = Not available
- = Available
- = Available with exceptions
- ⓔ = Excluded

High-Pressure Laminates (HPL)

Fiber Laminates

	media:scape Tables	ScapeSeries Tables
2850 Vanadium Fiber	■	■
2854 Vellum Fiber ⓔ	■	■
2860 Granite Fiber	■	■
2862 Stucco Fiber ⓔ	■	■

Micro Laminates

	media:scape Tables	ScapeSeries Tables
2920 Marl Micro	■	■
2921 Gypsum Micro	■	■
2922 Clay Micro	■	■

Patina Laminates

	media:scape Tables	ScapeSeries Tables
2870 Blonde Bronze Patina	■	■
2873 Instant Iron Patina	■	■

Solid Laminates

	media:scape Tables	ScapeSeries Tables
2722 Cream ⓔ	■	■
2730 Arctic White	■	■
2746 Black	■	■
2759 Warm White	■	■
2811 Mist ⓔ	■	■
2883 Seagull	■	■
2884 Milk	■	■
2885 Dune	■	■
2HAA Persian Salt	■	■
2HAB Rose	■	■
2HAC Indigo	■	■
2HAD Green Citrine ⓔ	■	■
2HAE Dark Olivine	■	■
2HAF Cloudy	■	■
2HMG Merle	■	■
2HWU Clay	■	■
2HWV Chalk	■	■

Solid Laminates

	media:scape Tables	ScapeSeries Tables
2820 Coffee Speckle ⓔ	■	■
2823 Driftwood Speckle	■	■
2824 Smoke Speckle	■	■
2825 Vanadium Speckle	■	■

High-Pressure Laminates (HPL)

Textured Laminates

	media:scape Tables	ScapeSeries Tables
2TH2 Fawn Cypress	■	■
2TH4 Saddle Oak	■	■
2TH5 Veranda Teak	■	■
2TH7 Walnut Heights	■	■
2UH1 Reclaimed Aggregate	■	■
2UH2 Reclaimed Gravel	■	■
2UH4 Cement	■	■
2UH6 Sheetrock	■	■

Woodgrain Laminates

	media:scape Tables	ScapeSeries Tables
2406 Clear Cherry ⓔ	■	■
2409 Clear Maple	■	■
2410 Graphite Walnut	■	■
2412 Natural Cherry	■	■
2422 Medium Cherry ⓔ	■	■
2511 Winter on Maple ⓔ	■	■
2535 Virginia Walnut	■	■
2536 Blackwood	■	■
2538 Clear Walnut	■	■
2592 Blonde on Maple ⓔ	■	■
2714 Natural Walnut ⓔ	■	■
2HAK Clear Oak	■	■
2HAN Ash Noce	■	■
2HAT Acacia	■	■
2HAW Ash Wenge	■	■
2HBN Bisque Noce	■	■
2HBW Bisque Wenge	■	■
2HCN Clay Noce	■	■
2HCW Clay Wenge	■	■
2HSN Storm Noce	■	■
2HSW Storm Wenge	■	■
2HWA Grey Kingswood	■	■
2HWB Planked Walnut	■	■
2HWD Resolute Walnut	■	■
2HWE Natural Recon	■	■
2HWF Smoked Walnut ⓔ	■	■
2HZA Waxed Maple	■	■
2HZB Natural Ash	■	■
2HZC Aged Ash	■	■
2HZD Ashwood Oak	■	■
2HZE Ashwood Beige	■	■
2HZF White Washed Birchply	■	■

High-Pressure Laminates (HPL)

Open Line Laminate (Upcharge)

	media:scape Tables	ScapeSeries Tables
Open Line Laminate	■	■

Recommended Surface Edge Finishes

Recommended Edge Colors for media:scape Tables and ScapeSeries Tables—High-Pressure Laminate

Edges

The recommended edge color will complement the laminate color you specify. Edge color is specified separately.

Laminate Color	Recommended Edge Color
----------------	------------------------

Fiber Laminate

2850 Vanadium Fiber	6654 Sand
2854 Vellum Fiber E	6655 Warm White
2860 Granite Fiber	6000 Black
2862 Stucco Fiber E	6053 Seagull

Micro Laminate

2920 Marl Micro	6053 Seagull
2921 Gypsum Micro	6654 Sand
2922 Clay Micro	6654 Sand

Patina Laminate

2870 Blonde Bronze Patina	6654 Sand
2873 Instant Iron Patina	6615 Grey V5

Solid Laminate

2722 Cream E	6631 Cream E
2730 Arctic White	6009 Arctic White
2746 Black	6000 Black
2759 Warm White	6655 Warm White
2811 Mist E	6636 Mist
2883 Seagull	6053 Seagull
2884 Milk	6052 Milk
2885 Dune	6654 Sand
2HAA Persian Salt	61AA Persian Salt
2HAB Rose	61AB Rose
2HAC Indigo	61AC Indigo
2HAD Green Citrine E	61AD Green Citrine E
2HAE Dark Olivine	61AE Dark Olivine
2HAF Cloudy	61AF Cloudy
2HMG Merle	6527 Merle
2HWU Clay	66WU Clay
2HWW Chalk	66WV Chalk

Speckle Laminate

2820 Coffee Speckle E	6631 Cream E
2823 Driftwood Speckle	6631 Cream E
2824 Smoke Speckle	6636 Mist
2825 Vanadium Speckle	6619 Ice E

Laminate Color	Recommended Edge Color
----------------	------------------------

Textured Laminate

2TH2 Fawn Cypress	6T02 Fawn Cypress
2TH4 Saddle Oak	6T04 Saddle Oak
2TH5 Veranda Teak	6T05 Veranda Teak
2TH7 Walnut Heights	6T07 Walnut Heights
2UH1 Reclaimed Aggregate	6T08 Aggregate
2UH2 Reclaimed Gravel	6T09 Gravel
2UH4 Cement	6T10 Cement
2UH6 Sheetrock	6T12 Sheetrock

Woodgrain Laminate

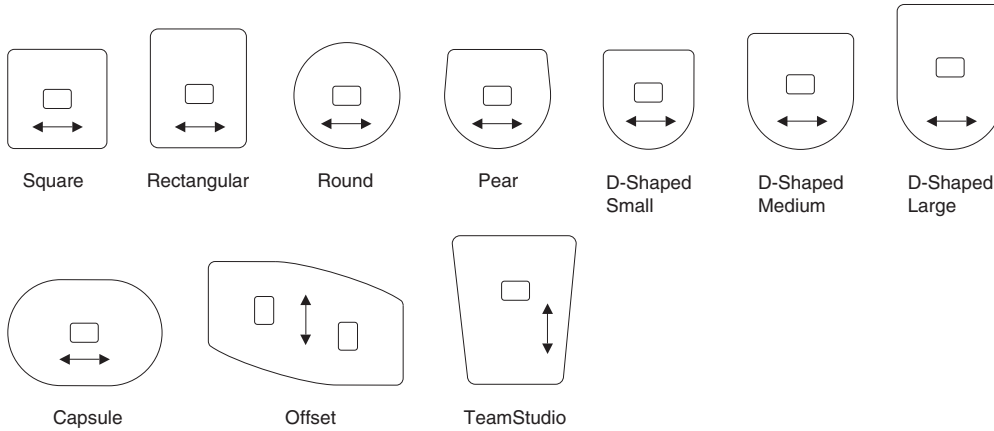
2406 Clear Cherry E	6234 Clear Cherry
2409 Clear Maple	6237 Clear Maple
2410 Graphite Walnut	6231 Graphite Walnut
2412 Natural Cherry	6034 Natural Cherry
2422 Medium Cherry E	6036 Medium Cherry
2511 Winter on Maple E	6037 Winter on Maple
2535 Virginia Walnut	6242 Virginia Walnut
2536 Blackwood	6243 Blackwood
2538 Clear Walnut	6245 Clear Walnut
2592 Blonde on Maple E	6038 Blonde on Maple E
2714 Natural Walnut E	6041 Natural Walnut E
2HAK Clear Oak	6219 Clear Oak
2HAN Ash Noce	6707 Ash Noce
2HAT Acacia	6213 Acacia
2HAW Ash Wenge	6703 Ash Wenge
2HBN Bisque Noce	6708 Bisque Noce
2HBW Bisque Wenge	6705 Bisque Wenge
2HCN Clay Noce	6709 Clay Noce
2HCW Clay Wenge	6706 Clay Wenge
2HSN Storm Noce	6710 Storm Noce
2HSW Storm Wenge	6704 Storm Wenge
2HWA Grey Kingswood	66WA Grey Kingswood
2HWB Planked Walnut	66WB Planked Walnut
2HWD Resolute Walnut	66WD Resolute Walnut
2HWE Natural Recon	66WE Natural Recon
2HWF Smoked Walnut E	66WF Smoked Walnut
2HWU Clay	66WU Clay
2HWW Chalk	66WV Chalk
2HZA Waxed Maple	6X50 Waxed Maple
2HZB Natural Ash	6X51 Natural Ash
2HZC Aged Ash	6X10 Aged Ash
2HZD Ashwood Oak	6X52 Ashwood Oak
2HZE Ashwood Beige	6X53 Ashwood Beige
2HZF White Washed Birchply	6X54 White Washed Birchply

E = Excluded

Grain Directions

Directional Veneer Grain Directions

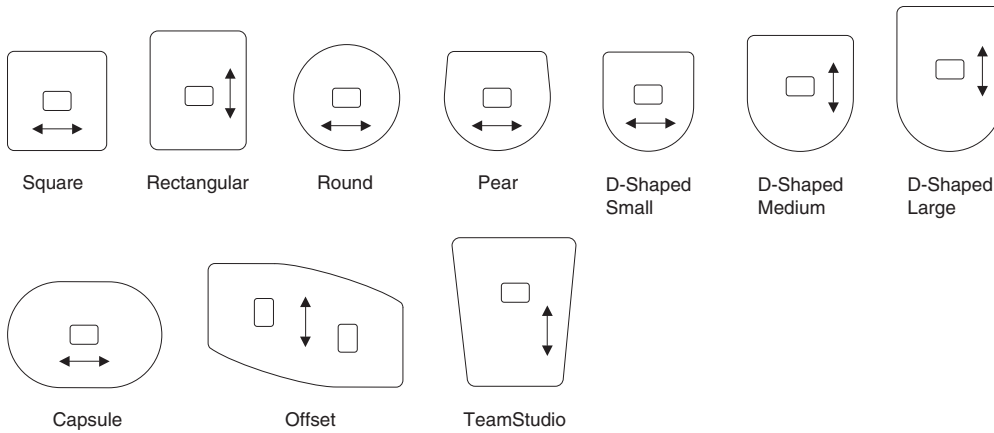
media:scape Table—Wood Veneer



Wood veneer is standard with the grain directions shown.

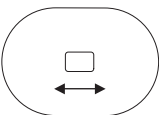
Directional Laminate Grain Directions

media:scape Table—High-Pressure Laminate



Directional laminates are standard with the grain directions shown.

ScapeSeries Tables—High-Pressure Laminate



Directional laminates are standard with the grain directions shown.

Table Power and Communication



Statement of Line **554**



Understanding

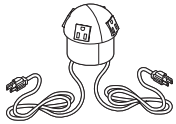
Wiring and Cabling Accessories **556**



Specifying

Power Sphere	566
Power and Communication Sphere	566
Power and Communication Port	567
Oval Power and Communication Ports	567
Power/Power Box	568
2½" Round Grommet	568
Universal Worksurface Wire Managers	569
Cable and Fiber Reels	569
Termination Plate	569
Cord Reels	570
Wire Clips	570
Wire Manager	570
Cable Tray	571
Internode Cord and Cable Managers	571
Internode Harness Clips	571

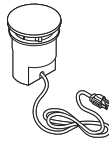
Statement of Line



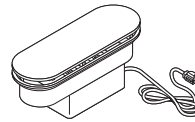
Power Sphere
Understanding
▶ Page 556
Specifying
▶ Page 566



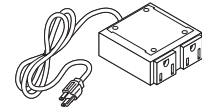
Power and Communication Sphere
Understanding
▶ Page 556
Specifying
▶ Page 566



Power and Communication Port
Understanding
▶ Page 556
Specifying
▶ Page 567



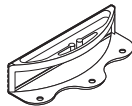
Oval Power and Communication Ports
Understanding
▶ Page 556
Specifying
▶ Page 567



Power/Power Box
Understanding
▶ Page 558
Specifying
▶ Page 568



2 1/2" Round Grommet
Understanding
▶ Page 558
Specifying
▶ Page 568



Universal Worksurface Wire Manager
Understanding
▶ Page 558
Specifying
▶ Page 569




Cable and Fiber Reel
Understanding
▶ Page 559
Specifying
▶ Page 569



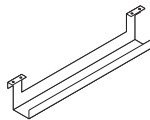
Termination Plate
Understanding
▶ Page 560
Specifying
▶ Page 569



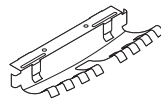
Wire Clip
Understanding
▶ Page 561
Specifying
▶ Page 570



Wire Manager
Understanding
▶ Page 561
Specifying
▶ Page 570



Cable Tray
Specifying
▶ Page 571



Internode Cord and Cable Managers
Specifying
▶ Page 571



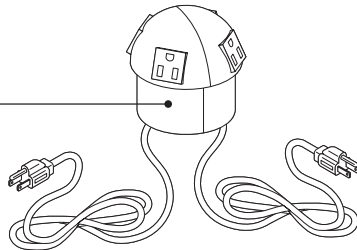
Internode Harness Clip
Specifying
▶ Page 571

Wiring and Cabling Accessories

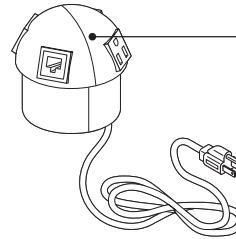
Power and Communication Spheres and Port

Power and communication spheres and port provide convenient desktop access to power outlets and data jacks. Spheres and ports are field installed only.

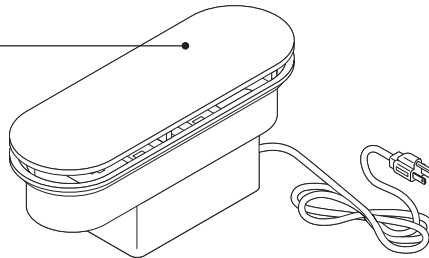
Power spheres have four electrical outlets and two 6' cords with plug.
▶ Specifying, page 566



Power and communication spheres provide two electrical outlets, faceplates for two customer-supplied voice/data jacks, and a 6' cord with plug or conduit.
▶ Specifying, page 566



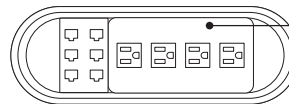
Oval power and communication ports have low-profile covers that are almost flush with worksurface.
▶ Specifying, page 567



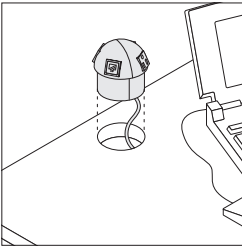
Round power and communication port includes two outlets and two adapters to accommodate customer-supplied standard voice/data jacks.



Oval power and communication port includes four outlets and can accommodate up to six voice/data jacks. Port ships with six Cat 5e RJ 45 jacks and six Cat 3 RJ11 jacks.



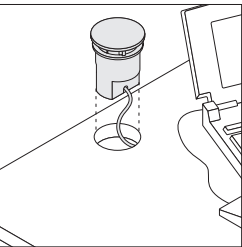
Product Details



Power and communication spheres are field installed. You can specify a factory-cut mounting hole in Convene tables to accommodate spheres, or use a 3" diameter drill to cut mounting hole at desired location.

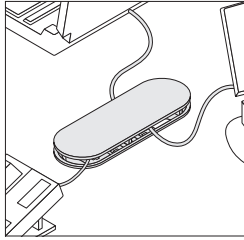
Oval power and communication ports contain an opening in one side of lower port that allows excess wire and cable cords to drop beneath the worksurface, leaving the port clear.

Power and communication port contains an opening in one side of lower port that allows excess wire and cable cords to drop beneath the worksurface, leaving the port clear.

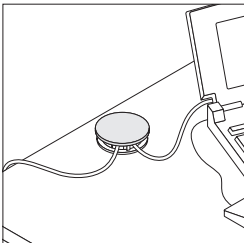


Port is field installed. Use a 3½"-diameter drill to cut mounting hole at desired location.

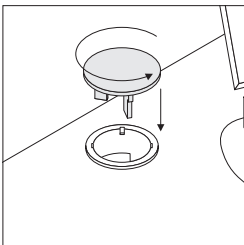
You can specify a factory-cut mounting hole in Convene tables to accommodate port, or use a 3½" diameter drill to cut mounting hole at desired location.



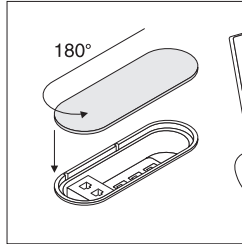
Oval port is ideal for use with conference tables or other installations requiring high-capacity power and communication. You must specify a factory-cut mounting hole to accommodate oval ports in Convene tables.



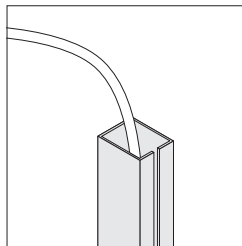
Lid of port in up position allows low-profile routing.



Lid can drop down when port is not in use and conceal outlets. Twist lid until legs line up with slots and push down until lid is flush with housing.



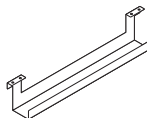
Lid on oval port can drop down when not in use and conceal outlets. Turn lid 180° and push down so lid will be flush with housing.



Wire manager is available to organize cables routed vertically or horizontally beneath the worksurface. It can be cut on site as needed.
▶ Page 569



Wire clip has an adhesive back to allow it to stick to painted metal components under a worksurface for routing and managing cords. Double clip can be screwed to the underside of a worksurface.
▶ Page 570



Cable storage trays, field installed under the worksurface, hold cables out of the way.

Wiring & Cabling

6' power cord is included on power and communication spheres and port.

Chicago, New York City, and Los Angeles have special requirements.

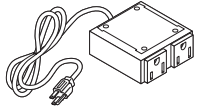
Underwriters Laboratory (UL) and Canadian Standards Association (CSA) listed. These products have been designed to meet U.S. and Canadian national electrical and energy codes and most local building codes. Local electrical codes vary. Consult a qualified electrician or electrical engineer for proper installation of all electrical equipment.

Surface Materials

Power and communication ports
• Black plastic only

Wiring and Cabling Accessories, continued

Power/Power Box



► Specifying, page 568

Product Details

Power/Power box, ordered separately, provides additional electrical outlets where needed. Boxes are field-installed and can be mounted to the underside of worksurface anywhere access to power is needed.

Surface Materials

Box

- Black paint

Actual Dimensions

Depth	3"
Width	3"
Height	1"

2½" Round Grommet



► Specifying, page 568

Product Details

2½" round grommet, ordered separately, provides wire and cable management for worksurfaces.

Surface Materials

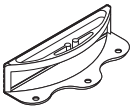
Round grommet

- 0835 Black
- 4799 Platinum Metallic
- 7241 Arctic White
- 7360 Merle
- 9201 Polished Chrome
- 9211 Nickel

Actual Dimensions

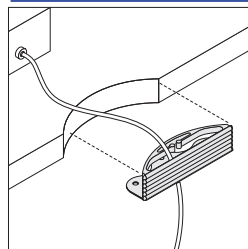
Depth	2½"
Width	2½"

Universal Worksurface Wire Manager



► Specifying, page 569

Product Details



Worksurface wire managers are available to convert cable scallops into grommets in freestanding applications. They are included with wood veneer worksurfaces. Wire managers can be used with Universal worksurfaces.

Surface Materials

Universal worksurface wire manager

- 6000 Black
- 6009 Arctic White
- 6052 Milk
- 6053 Seagull
- 6249 Platinum Solid
- 6654 Sand
- 6695 Midnight
- 6697 Fog

Cable and Fiber Reel

Cable and fiber reel is available to store excess fiber-optic cable lengths. It is also suitable for storing power cables.
► Specifying, page 569

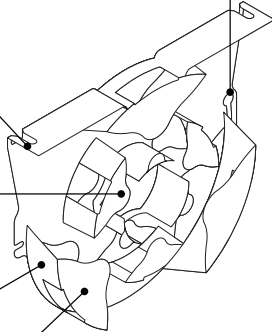
Mounting slots allow installation of reel vertically beneath worksurface.

Inner reel accommodates copper wire and other cables that can be wound tightly.

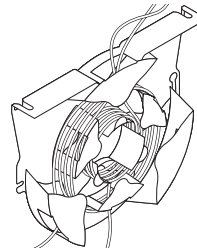
Outer reel accommodates the preferred bend radius of fiber-optic cables.

Tabs prevent cables from slipping off reel.

Key-shaped mounting hole allows quick installation and removal of reel mounted horizontally to underside of worksurface.

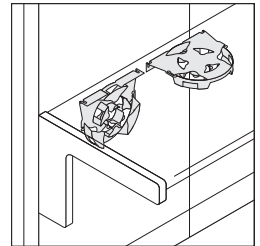


Product Details



Capacity of reel is approximately 12' of standard power or communication cable on outer reel and 18' of telephone-type cord on inner reel depending on the specific cable used. Neatness of installation can affect capacities. In critical situations, you should conduct a test using the specific cable types your installation requires.

Connections



Reel can be field installed vertically or horizontally in the kneespace of freestanding desks or panel-supported worksurfaces.

Wiring & Cabling

Chicago, New York City, and Los Angeles have special requirements.

Local electrical codes vary. Consult a qualified electrician or electrical engineer for the proper installation of electrical equipment.

Surface Materials

- Reel**
- Black plastic only

Actual Dimensions

Depth	1 1/4"
Width	8"
Height	8 5/16"

Termination Plate

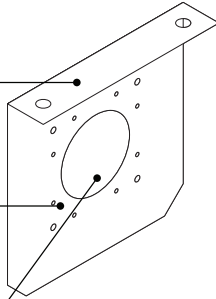
Termination plate is available for field installation to accommodate junction boxes for connections of fiber-optic cables and other cable types.

► Specifying, page 569

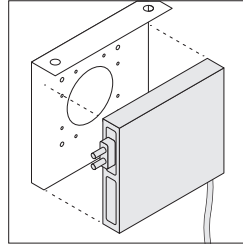
Bracket allows termination plate to be connected to worksurface.

NEMA standard hole pattern allows virtually all conventional boxes and termination devices to be connected.

Opening provides access to a termination device.

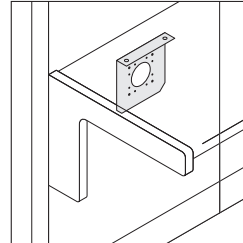


Product Details



Faceplates and junction boxes can be added to support fiber-optic or ordinary voice/data networks.

Connections



Termination plate is field installed beneath the worksurface in any position needed. Usually, it is located at the back of the worksurface so it doesn't obstruct kneespace.

Wiring & Cabling

Chicago, New York City, and Los Angeles have special requirements.

Local electrical codes vary. Consult a qualified electrician or electrical engineer for the proper installation of electrical equipment.

Surface Materials

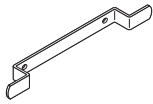
Termination plate

- Black plastic only

Actual Dimensions

Depth	3/4"
Width	7 1/8"
Height	7 1/8"
Center opening	2 3/4" diameter

Cord Reels



► Specifying, page 570

Product Details

Cord reels, field installed under the worksurface, take up excess cord or cable.

Surface Materials

Cord reel
• Black paint

Wire Clips



► Specifying, page 570

Product Details

Wire clips can be used under a worksurface for routing and managing cords.

Surface Materials

Wire clips
• Black plastic

Wire Manager



► Specifying, page 570

Product Details

Wire manager, ordered separately, organizes cables routed vertically or horizontally beneath the worksurface. It can be cut on site as needed.

Surface Materials

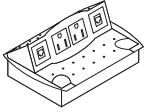
Wire manager
• Black plastic

Actual Dimensions

Depth	1"
Width	3/4"
Height	25"

Modular furniture faceplates to accept voice/data outlets are available directly from many suppliers. Steelcase does not supply these components. For information about compatibility, contact the manufacturers:
Amp 1.800.522.6752. Ask for Flexmode modular furniture faceplates and outlets. Krone 1.800.775.5766. Ask for Convergence modular furniture faceplates and outlets. Panduit 1.800.777.3300, Ask for Mini-Com modular furniture faceplates and outlets.
► See *Interport Telecommunication Reference Chart*, page 562.

Interport Telecommunication Reference Chart



Type	Byrne Electrical	Allen Tel	Commscope/ Uniprise	Commscope/ Systemax	Hubbell	Krone/ADC
Category 5e						
110		AT55SH-xx	UNJ500-xx	MPS100E-xxx	HXJ5Exx	6467-5-181-xx RJ110CB-xx
USOC		None	None	M1AH-xxx	HXJUxx	6467-5-198-xx
Shielded		AT65SH-xx	FTP-5E	None	None	None
Tool-less		AT55-xx	None	None	None	None
Coupler		AT55C-xx	None	None	SFC5Exx	None TDG1026KS-C5E
Pre-assembled	BE01445 ⁽¹⁾ BE01929 ⁽²⁾					
Category 6						
110		AT66-xx	UNJ600-xx	MGS400-xxx	HXJ6xx	6830-1-830-xx MJS110C6-xx
Shielded		None	FTP-J6	None	None	None
Tool-less		None	None	None	None	None
Coupler		None	None	None	None	None TDG1026KSC6
Pre-assembled	BE01445-6-72 ⁽³⁾ BE01445-6-120 ⁽⁴⁾					
Category 6A						
110		None	UNJ600-xx	MGS500-xx	HXJ6Axx	6830-1-835-xx
Shielded		None	FTP-J6A	MFP520	None	None
Secure		None	None	None	None	None
MD4 S-Video						
110 Terminal		AT32VD-xx	M81SVHS-110-xxx	None	SFSV110xx	6645-1-134-xx
Couple		None	M81-SVHS-SVHS-xxx	None	SFSVxx	None
Solder		None	None	None	None	None
F-Coax Twist On		AT32F-xx	None	M81C SFFGxx SIFxx	SFFxx	6645-1-157-xx

Note: Information may be considered reliable as of 6/26/13. Manufacturers may add, delete, or change products without notice. Proper fit of any Telecommunications connector should always be tested before use.

(1) w/ 8-Pin, Amp RJ45 Cat 5e, Pre-terminated w/ 9' cable

(2) w/8-Pin, Panduit RJ45 Cat 5e, Pre-terminated w/ 9' cable

(3) w/ 8-Pin, Siemon RJ45 Cat 6, Pre-terminated w/ 6' cable

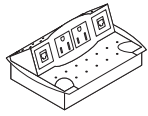
(4) w/ 8-Pin, Siemon RJ45 Cat 6, Pre-terminated w/ 10' cable

L-Com	Leviton	Ortronics	Panduit	Siemon	Tyco Electronics	Tyco Electronics/AMP
MJS110C5E-xx	5G108-Rxx OR-63750001	OR-TJ5E00-xx NKP5E88Mxx CJK5E88TGxx CJ5E88TGxx	NK5E88Mxx	MX5-Kxx 1499905-x 368988-x 1499683-x	406372-x 1375190-x 1116515-x	1375191-x
None	None	None	None	None	None	None
None	5S180-SH5	OR-TJS5E00 CJS5E88TGxx	CJSK5E88TGxx	MX5-KS	1479717-x 1116515-1	1375189-1
None	None	None	None	MX-K-C5-(xx)	None 1339189-x 1339015-x	1116604-x
TDG1026KC5	None	None	CC5E88xx	None	None	None
TDG1026KS	61110-Bxx	OR-TJ600-xx CJK688TGxx CJ688TGxx CJD688TPxx	NK688Mxx	MX6-Kxx 1499682-x 1479794-x	1499631-x 1375187-x	1375055-x
None	6S180-SH6	OR-TJS600 CJS688TGxx	CJSK688TGxx	None	None 1479795-x	1375188-x
MJSTLC6-xx	None	None	None	None	None	None
TDG1026KC6	None	None	CC688xx	None	None 1479290-1	1479289-2
None	None	OR-TJ610 CJ6X88TGxx	CJD6X88TGxx 10GMX-Kxx	10GMX-KS	None	None
None	None	None CJK6X88TGxx	CJS6X88TGxx	None 1711342-x 1711295-x 1711592-x	1711160-x 1479553-1	1375188-1
None	None	None	None	None	None 1478795-x	1479794-x
None	40734-Sxx	OR-63700025 CJSVxx	NKSPMxx	MX-F-VHxx	1375149-x	None
None	None	OR-60900074	CMSVCxxx	None	None	None
None	None	None	None	None	None	None
MJSCPF-xx 40831-Bxx	41084-Fxx OR-KSFCN	OR-63700006-xx NKFxx CMFxx	CMFSRxx	CT-FA-xx	None	1499855-x

► Interport Telecommunications reference chart, continued on next page

Table Power and Communication

Interport Telecommunication Reference Chart, continued



► Interport Telecommunications reference chart, continued from previous page

Type	Byrne Electrical	Allen Tel	Commscope/ Uniprise	Commscope/ Systemax	Hubbell	Krone/ADC
MD4 S-Video, continued						
BNC		AT32BB-xx	None	M81 BNC-B	SFBxx	6645-1-159-xx
RCA						
Coupler		None	None	None	SFRCxxRxx	None
110 Terminal		AT32RCA-110-xx	M81-RCA-PT-YL	None	SFRC110xx	6645-1-133-xx
Solder		AT32RCA	None	None	SFRCxx	None
Compression		None	None	None	None	None
3mm Sjack		None	M81-S35MM-S35MM	None	None	None
3.5mm Sjack						
Solder		None	None	None	SF35FFxx	None
Pre-assembled	BE02494-C-120 w. 20" MF Cable					
USB						
Coupler A-A		None	None	None	SFUSBAAx	None
Coupler A-B		None	None	None	SFUSBABxx	None
Solder		None	None	None	None	None
Integral Cord		None	None	None	None	None
-A Pre-assembled	BE02155-C w/ 4ft Cable					
-B Pre-assembled	BE02156-C w/ 4ft Cable					
3 Pin XLR						
Solder		None	None	None	XLR10	None
Screw	BE02493-72 ⁽⁵⁾ BE02493-120 ⁽⁶⁾	None	None	None	XLRST10	None
SVGA HD15						
Coupler		ATGM15FF	None	None	None	None
Screw		None	None	None	IM15ST10x	None
110		None	None	None	None	None
6 Pin DIN (KeyBd/Mouse)		None	None	None	SF6PK	None
HDMI						
Coupler	BE1018192					
MF 90°	BEFR-HH-FM270					

Note: Information may be considered reliable as of 6/26/13. Manufacturers may add, delete, or change products without notice. Proper fit of any Telecommunications connector should always be tested before use.

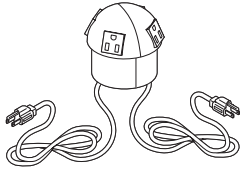
⁽⁵⁾ Preassembled w/15 Pin SVGA Male Connector and 72" cable

⁽⁶⁾ Preassembled w/15 Pin SVGA Male Connector and 120" cable

L-Com	Leviton	Ortronics	Panduit	Siemon	Tyco Electronics	Tyco Electronics/AMP
MJSCPBNC-xx	40832-Bxx OR-KSBNC	OR-63700023	NKSPMxx	None	None	None
MJSCPRCA-xx	40830-Bxx	None CMRPxxx	NKRTMxxx	CT-RA-xx	1375362-x 1933192,3,4-x	1375361,2,3-x
None	40735-Rxx	OR-63700047 NKRPMxxx	CJRxxx	None	None	147923x-x
None	None	None	NKRSMxxx	MX-F-RC-xx	1375365-x	1375364,5,6-x
None	40782-Rxx	None	None	None	None	None
None	40837-Bxx	None CM35MSCB	NK35MSCxx	None	None	1933582-x
None	None	None CM35MSSxx	NK35MSSxx	None	None	1479086-x
None	None	None	None	None	None	1933655-x
ECF504B-UAB	None	None	None	None	None	1933661-x
ECJ504B-UA	None	None	None	None	None	None
ECF504-5M	None	None	None	None	None	None
None	None	None	None	None	None	None
None	None	None	None	None	None	None
None	None	OR-60900270	None	None	None	None
DGBH15FT	None	None	CMD15HDxxx	None	None	None
None	None	None	None	None	None	1479288-x
None	None	OR-63700025	None	None	None	None

Wiring and Cabling Accessories

Power Sphere



Tip: Sphere is field installed. You can specify a factory-cut mounting hole in Convene tables to accommodate sphere. Or use a 3" diameter drill to cut mounting hole in a table or any worksurface.

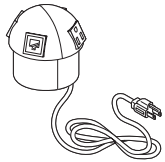
Standard Includes	Required to Specify
<ul style="list-style-type: none"> ▶ Need help? Product details, page 556 • Sphere with four simplex electrical outlets: black plastic only • Two 6' power cords (each rated at 15 amps), if selected: black plastic only 	Style number

Specification Information				
• Dimensions			• Style	• U.S.
D	W	H	Number	Price

Four Electrical Outlets with Two 6' Power Cords

3 3/8"	3 3/8"	3"	PTDMGB1	\$401
--------	--------	----	----------------	-------

Power and Communication Sphere



Tip: Sphere is field installed. You can specify a factory-cut mounting hole in Convene tables to accommodate sphere. Or use a 3" diameter drill to cut mounting hole in a table or any worksurface.

Standard Includes	Required to Specify
<ul style="list-style-type: none"> ▶ Need help? Product details, page 556 • Sphere with two simplex electrical outlets: black plastic only • Face plates to accommodate two customer-supplied voice/data jacks: black plastic only • 6' power cord with plug rated at 15 amps, if selected: black plastic only 	Style number

Specification Information				
• Dimensions			• Style	• U.S.
D	W	H	Number	Price

Sphere with One 6' Power Cord

3 3/8"	3 3/8"	3"	PTDMGB3	\$401
--------	--------	----	----------------	-------

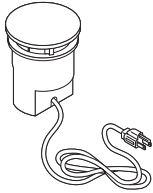
Tip: Face plates in sphere accommodates standard voice/data jacks. Order jacks by calling any of the manufacturers listed below:

- AMP Corporation 1.800.522.6752
- Leviton 1.800.722.2082
- Lucent 1.800.344.0223
- Krone 1.800.775.5766
- Panduit 1.800.777.3300



For Canadian Pricing
 Multiply U.S. Price by the Canadian price factor.
 ▶ See page 1 for details.

Power and Communication Port



Tip: Port is field installed. You can specify a factory-cut mounting hole in Convene tables to accommodate port. Or use a 3½" diameter drill to cut mounting hole in desired location in a table or any worksurface.

Tip: Jacks can be purchased by calling any of the manufacturers listed below:

- AMP Corporation 1.800.522.6752
- Leviton 1.800.722.2082
- Lucent 1.800.344.0223
- Krone 1.800.775.5766
- Panduit 1.800.777.3300

Standard Includes	Required to Specify
<ul style="list-style-type: none"> ▶ Need help? Product details, page 556 • Port with two electrical outlets: black plastic only • 6' power cord with plug rated at 15 amps: black plastic only • Adapters for two customer-supplied data couplers/jacks • Decorative metal cap, if selected: 9201 Polished Chrome or 9211 Nickel 	<ul style="list-style-type: none"> 1 Style number 2 Finish color number for decorative metal cap, if selected: 9201 Polished Chrome 9211 Nickel

Specification Information				
Dimensions			Style	U.S.
D	W	H	Number	Price

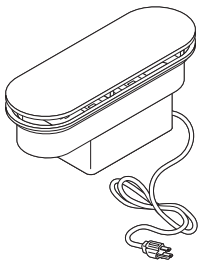
Round Power and Communication Port

4¼"	4¼"	45/16"	PTRSGB1	\$586
-----	-----	--------	----------------	-------

Decorative Metal Cap

4½"	4¼"	¼"	PTRSGBCAP	\$110
-----	-----	----	------------------	-------

Oval Power and Communication Ports



Tip: Port is field installed. You must specify a factory-cut mounting hole in Convene tables to accommodate oval port. Hole needed for oval port cannot be field cut.

Tip: Jacks can be purchased by calling any of the manufacturers listed below:

- AMP Corporation 1.800.522.6752
- Leviton 1.800.722.2082
- Lucent 1.800.344.0223
- Krone 1.800.775.5766
- Panduit 1.800.777.3300

Standard Includes	Required to Specify
<ul style="list-style-type: none"> ▶ Need help? Product details, page 556 • Oval unit with four electrical outlets and circuit breaker: black plastic • Oval cap: black plastic • 6' power cord with plug rated at 15 amps • Decorative metal cap, if selected: 9201 Polished Chrome or 9211 Nickel • Six Cat 5e RJ 45 jacks and six Cat 3 RJ11 jacks 	<ul style="list-style-type: none"> 1 Style number 2 Finish color number for decorative metal cap, if selected: 9201 Polished Chrome 9211 Nickel

Specification Information				
Dimensions			Style	U.S.
D	W	H	Number	Price

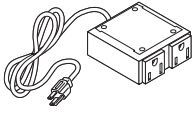
Oval Power and Communication Port

12¾"	37/8"	49/16"	PTRLGB1	\$863
------	-------	--------	----------------	-------

Decorative Metal Cap

12¾"	37/8"	¼"	PTRLGBCAP	\$212
------	-------	----	------------------	-------

Power/Power Box



Standard Includes		Required to Specify
<ul style="list-style-type: none"> ▶ Need help? Product details, page 558 	<ul style="list-style-type: none"> • Power/power box 	Style number

Specification Information

Dimensions			Style Number	U.S. Price
D	W	H		
3"	3"	1"	AWVBP	\$373

2½" Round Grommet



Tip: Grommet AWAG2 is for use on worksurfaces only.

Standard Includes		Required to Specify
<ul style="list-style-type: none"> ▶ Need help? Product details, page 558 	<ul style="list-style-type: none"> • Grommet: paint or metal • Installation instructions 	1 Style number 2 Color number for grommet: 0835 Black 4799 Platinum Metallic 7241 Arctic White 7360 Merle 9201 Polished Chrome 9211 Nickel

Specification Information

Dimensions		Style Number	U.S. Price
D	W		
2½"	2½"	AWAG2	\$110



For Canadian Pricing
 Multiply U.S. Price by the Canadian price factor.
 ▶ See page 1 for details.

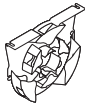
Universal Worksurface Wire Managers



Standard Includes		Required to Specify
<ul style="list-style-type: none"> ▶ Need help? Product details, page 558 	<ul style="list-style-type: none"> • Set of six field installed worksurface wire managers: plastic • Attachment hardware 	<ul style="list-style-type: none"> 1 Style number 2 Plastic color number for worksurface wire manager: <ul style="list-style-type: none"> 6000 Black 6009 Arctic White 6052 Milk 6053 Seagull 6249 Platinum Solid 6654 Sand 6695 Midnight 6697 Fog

Specification Information	
Style Number	U.S. Price
TS7WWM	\$244

Cable and Fiber Reels



Standard Includes		Required to Specify
<ul style="list-style-type: none"> ▶ Need help? Product details, page 559 	<ul style="list-style-type: none"> • Package of four reels: black plastic only 	<ul style="list-style-type: none"> Style number

Specification Information	
Style Number	U.S. Price
98766	\$265

Termination Plate



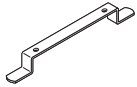
Standard Includes		Required to Specify
<ul style="list-style-type: none"> ▶ Need help? Product details, page 560 	<ul style="list-style-type: none"> • Termination plate: black paint only 	<ul style="list-style-type: none"> Style number

Specification Information				
Dimensions			Style Number	U.S. Price
D	W	H		
3/4"	7 1/8"	7 1/8"	98765	\$38

 **For Canadian Pricing**
Multiply U.S. Price by the Canadian price factor.
▶ See page 1 for details.

Wiring and Cabling Accessories, continued

Cord Reels



Standard Includes		Required to Specify
▶ Need help? Product details, page 561	• Carton of six cord reels: black paint only	Style number

Specification Information	
• Style Number	• U.S. Price
98767	\$116


Wire Clips



Standard Includes		Required to Specify
▶ Need help? Product details, page 561	• Carton of six: black plastic only • Foam tape • Mounting screws	Style number

Specification Information	
• Style Number	• U.S. Price
999CHT	\$118

Wire Manager



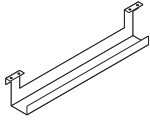
Standard Includes		Required to Specify
▶ Need help? Product details, page 556	• 25" wire manager with double-sided tape: black plastic	Style number

Specification Information				
• Dimensions			• Style Number	• U.S. Price
D	W	H		
1"	3/4"	25"	AWVW	\$24



For Canadian Pricing
Multiply U.S. Price by the Canadian price factor.
▶ See page 1 for details.

Cable Tray

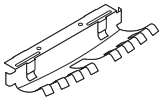


Tip: Cable tray can be mounted behind a technology modesty panel.

Standard Includes		Required to Specify
<ul style="list-style-type: none"> ▶ Need help? Product details, page 556 	<ul style="list-style-type: none"> • Cable tray: black paint only • Attachment hardware 	Style number

Specification Information				
Dimensions			Style	U.S.
D	W	H	Number	Price
3"	32"	5¼"	AWAA	\$116
:	:	:	:	:

Internode Cord and Cable Managers



Tip: Use the cord and cable manager to manage a large volume of wires or to hold conduit, from power units and power channels, underneath Convene table tops.

Standard Includes		Required to Specify
<ul style="list-style-type: none"> • Cord and cable manager: 6653 Solar Black only • Package of four 		Style number

Specification Information				
Dimensions			Style	U.S.
D	W	H	Number	Price
3½"	10"	1¾"	GFUCCM	\$216
:	:	:	:	:

Internode Harness Clips



Tip: Use the harness clip to route conduit, from power units and power channels, underneath Convene table tops.

Standard Includes		Required to Specify
<ul style="list-style-type: none"> • Package of 25 harness clips with screws: black only 		Style number

Specification Information		
Diameter	Style	U.S.
:	Number	Price
1¼"	GFUCMC	\$70
:	:	:



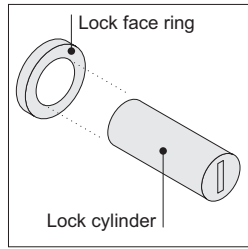
For Canadian Pricing
Multiply U.S. Price by the Canadian price factor.
▶ See page 1 for details.

Resources

Lock and Keying	574
Wood Touch-Up Kits	576
Style Number Index	578

Lock and Keying

All locking products, are standard with factory-installed, keyed-random locks. Consecutive, specific, and random keying are available as field-installed options.



Locks consist of a factory- or field-installed lock cylinder and a factory-installed lock face ring.

Two types of locks are available — the standard keying system (FR series) and the master keying system (XF series). All the locks in the XF series can be opened with a single master key.

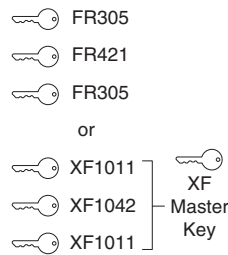
Factory-Installed Keying

Factory-installed locks are always key random (standard) or master key random (optional on some product lines). Key random means that the locks will be assigned arbitrarily at the factory with key numbers ranging from FR305 to FR999 (Master keying numbers: XF1001 to XF3000). All locks within a unit will be keyed alike.

Tip: Random keying can mean that different furniture units will have the same key number. If you must have all locks keyed differently, you should specify field-installed, key specific or key consecutive lock cylinders.

▶ See below.

Key Random



Required to Specify

Master key random	+\$39	Specify with master key random.
--------------------------	-------	---------------------------------

Field-Installed Keying

Field-installed locks are only available on products that include factory-installed lock mechanisms.

Specify "plug" when specifying furniture, and the product will ship with a plastic plug in place of the lock cylinder.

Front-removable lock cylinders must be specified separately. You must also order a special lock tool to install or remove lock cylinders in the field.

Tip: Lock tools are reusable. You do not need to order additional lock tools with every furniture order.

Lock cylinders will be shipped separately so that you can install the locks when you are ready.

Three keying choices are available for field installation—random (standard), specific, and consecutive. All three are also available with master keying, which means that all locks can be opened with a single master key.

Key random means that the locks will be assigned arbitrarily at the factory with key numbers ranging from FR305 to FR999 (Master keying numbers: XF1001 to XF3000).

Tip: Random keying can mean that different furniture units will have the same key number. If you must have all locks keyed differently, you should specify key specific or key consecutive lock cylinders.

Key specific means that you can specify any key number from FR305 to FR999 (Master keying numbers: XF1001 to XF3000). This option can be used to key all the furniture units in a workstation or department the same.

Tip: Designate the quantity per key number in your specification.

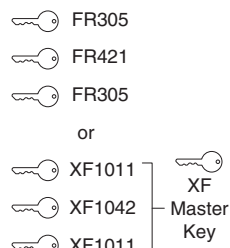
▶ See example at right.

Key consecutive means that you can specify lock numbers in a consecutive order to ensure that no two locks have the same key number until the key sequence repeats. You must select a beginning key number from FR305 to FR999 (Master keying numbers: XF1001 to XF3000).

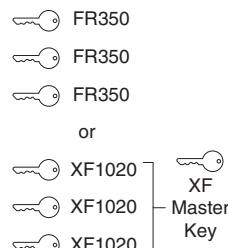
Example of a typical lock cylinder specification is shown below:

10	LOCKFR FR320
5	LOCKFR FR350
15	LOCKXF XF1100
<hr/>	
30	Total
1	877102003SR standard lock tool
1	877102002SR master lock tool

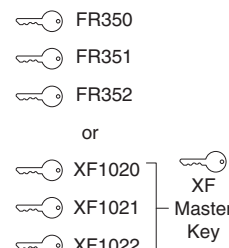
Key Random



Key Specific

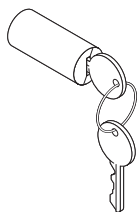


Key Consecutive



For Canadian Pricing
Multiply U.S. Price by the Canadian price factor.
▶ See page 1 for details.

Field-Installed Lock Cylinders



Tip: Lock price is included in price of furniture with locks.

Tip: For replacement lock cylinders, refer to Service Parts.

Tip: You can change lock cylinders in the field by using the appropriate lock tool.

Standard Includes	Required to Specify
-------------------	---------------------

- | | |
|---|--|
| <ul style="list-style-type: none"> • Lock cylinder, keyed random • Two keys | 1 Style number
2 Lock finish
9201 Polished Chrome
9250 Ember Chrome
3 Options, if selected (see below) |
|---|--|

Options	U.S. Price	Required to Specify
---------	------------	---------------------

Key specific	No cost	Select key number from FR305–FR999.
Key consecutive	No cost	Specify <i>key consecutive</i> and must select beginning key number from FR305–FR999.
Master key random	+\$39 each	Specify <i>master key random</i> .
Master key specific	+\$39 each	Specify key number from XF1001–XF3000.
Master key consecutive	+\$39 each	Specify <i>master key consecutive</i> and must select beginning key number from XF1001–XF3000.

Specification Information	
---------------------------	--

Style Number	U.S. Base Price
.....

FR Series (Standard Keying System)—Lock Cylinder

LOCKFR	No cost
.....

Standard Lock Tool

877102003SR	\$39
.....

XF Series (Master Keying System)—Lock Cylinder

LOCKXF	No additional cost. Price included in price of furniture with master-keyed locks.
.....

Master Lock Tool

877102002SR	\$39
.....



For Canadian Pricing

Multiply U.S. Price by the Canadian price factor.

▶ See page 1 for details.

Wood Touch-Up Kits

How to Order Wood Touch-Up Kits

Order wood finish touch-up kits from J.Kaltz Co. Specific Steelcase finish codes (such as 3422) can be found under Finishes > Dealer Kits. Each kit contains one brush tip marker and one fill stick.

Place orders as follows:

- Phone: 616.942.6070
- Web: <http://www.jkaltzco.com>

Style Number Index

Style Number	Page	Description
877102002SR	575	Master Lock Tool
877102003SR	575	Standard Lock Tool
98765	569	Termination Plate
98766	569	Cable/Fiber Reel
98767	570	Cord Reels
98769	95	Anchor Brkt
999CHT	570	Wire Clips
AWAA	571	Cable Tray
AWAG2	367, 568	2½" Round Grommet
AWQT28	362	FS Table Bs
AWVBP	568	Power/Power Box
AWVFP	366	Flip Up Power Unit
AWVW	570	Wire Mgr
BADJ	248	U Tbl Adj-Hgt Leg
BADJ4	248	U Tbl Adj-Hgt Leg
BADJ4C	248	U Tbl Adj-Hgt Leg
BADJC	248	U Tbl Adj-Hgt Leg
BEL2142	245	U Tbl Oval
BEL3042	245	U Tbl Oval
BEL3060	245	Univ Tbl Oval
BEL3648	245	U Tbl Oval
BEL3672	245	U Tbl Oval
BEL4278	245	U Tbl Oval
BEL4896	245	U Tbl Oval
BFK2448	238	U Tbl Capsule
BFK3060	238	U Tbl Capsule
BFK3672	238	U Tbl Capsule
BFK4284	238	U Tbl Capsule
BFK4896	238	U Tbl Capsule
BFP2736	240	U Tbl Pnsl
BFR30	242	U Tbl Round
BFR36	242	U Tbl Round
BFR42	242	U Tbl Round
BFR48	242	U Tbl Round
BFR54	242	U Tbl Round
BFRQ24	243	U Tbl Square
BFRQ30	243	Univ Tbl Square
BFRQ36	243	U Tbl Square
BFRQ42	243	U Tbl Square
BFRQ48	243	U Tbl Square
BFRQ54	243	U Tbl Square
BFRR3660	244	U Tbl Rectangle
BFRR3666	244	U Tbl Rectangle
BFRR3672	244	U Tbl Rectangle
BFRR4284	244	U Tbl Rectangle
BFRR4896	244	U Tbl Rectangle
BFS2430	237	U Tbl Str
BFS2436	237	U Tbl Str
BFS2442	237	Univ Tbl Str
BFS2448	237	U Tbl Str
BFS2454	237	U Tbl Str
BFS2460	237	U Tbl Str
BFS2466	237	U Tbl Str
BFS2472	237	U Tbl Str
BFS2478	237	U Tbl Str

Style Number	Page	Description
BFS3036	237	U Tbl Str
BFS3042	237	U Tbl Str
BFS3048	237	U Tbl Str
BFS3054	237	U Tbl Str
BFS3060	237	U Tbl Str
BFS3066	237	U Tbl Str
BFS3072	237	U Tbl Str
BFS3078	237	U Tbl Str
BFSP48	239	U Tbl Spnr
BFSP52	239	U Tbl Spnr
BFSP60	239	U Tbl Spnr
BFSP64	239	U Tbl Spnr
BFTP48	241	U Tbl Taprd Pnsl
BFTP60	241	U Tbl Taprd Pnsl
BHEX3660	246	Univ Tbl Hex Conf
BHEX3666	246	U Tbl Hex Conf
BHEX3672	246	U Tbl Hex Conf
BHEX4296	246	U Tbl Hex Conf
BHEX48120	246	U Tbl Hex Conf
BHEX48150	246	U Tbl Hex Conf
BHEX48180	246	U Tbl Hex Conf
BPL	249	U Tbl Post Leg
BPL4	249	U Tbl Post Leg
BPL4C	249	U Tbl Post Leg
BPLC	249	U Tbl Post Leg
BT26	247	Univ Tbl Base
BT36	247	Univ Tbl Base
BX26	247	U Tbl Base
BX36	247	U Tbl Base
CFLEXT24	358	Convenc; Metal Flex Base
CFLEXT30	358	Convenc; Metal Flex Base
CFLEXX24	358	Metal Flex Base
CFLEXX30	358	Metal Flex Base
CL_B3660	355	Convenc; Boat-Shape Lam Conf Tbl Top
CL_B3666	355	Convenc; Boat-Shape Lam Conf Tbl Top
CL_B3672	355	Convenc; Boat-Shape Lam Conf Tbl Top
CL_B3684	355	Convenc; Boat-Shape Lam Conf Tbl Top
CL_B42108	355	Convenc; Boat-Shape Lam Conf Tbl Top
CL_B4272	355	Convenc; Boat-Shape Lam Conf Tbl Top
CL_B4284	355	Convenc; Boat-Shape Lam Conf Tbl Top
CL_B4296	355	Convenc; Boat-Shape Lam Conf Tbl Top
CL_B48108	355	Convenc; Boat-Shape Lam Conf Tbl Top
CL_B48120	355	Convenc; Boat-Shape Lam Conf Tbl Top
CL_B48144	355	Convenc; Boat-Shape Lam Conf Tbl Top
CL_B4884	355	Convenc; Boat-Shape Lam Conf Tbl Top
CL_B4896	355	Convenc; Boat-Shape Lam Conf Tbl Top
CL_B54108	355	Convenc; Boat-Shape Lam Conf Tbl Top
CL_B54120	355	Convenc; Boat-Shape Lam Conf Tbl Top
CL_B54144	355	Convenc; Boat-Shape Lam Conf Tbl Top
CL_B54168	355	Convenc; Boat-Shape Lam Conf Tbl Top
CL_B60120	355	Convenc; Boat-Shape Lam Conf Tbl Top
CL_B60144	355	Convenc; Boat-Shape Lam Conf Tbl Top
CL_B60168	355	Convenc; Boat-Shape Lam Conf Tbl Top
CL_B60192	355	Convenc; Boat-Shape Lam Conf Tbl Top
CL_B60216	355	Convenc; Boat-Shape Lam Conf Tbl Top

Style Number	Page	Description	Style Number	Page	Description
CL_B66144	355	Convene; Boat-Shape Lam Conf Tbl Top	CL_K66192	357	Convene; Racetrack Lam Conf Tbl Top
CL_B66168	355	Convene; Boat-Shape Lam Conf Tbl Top	CL_K66216	357	Convene; Racetrack Lam Conf Tbl Top
CL_B66192	355	Convene; Boat-Shape Lam Conf Tbl Top	CL_K72168	357	Convene; Racetrack Lam Conf Tbl Top
CL_B66216	355	Convene; Boat-Shape Lam Conf Tbl Top	CL_K72192	357	Convene; Racetrack Lam Conf Tbl Top
CL_B72168	355	Convene; Boat-Shape Lam Conf Tbl Top	CL_K72216	357	Convene; Racetrack Lam Conf Tbl Top
CL_B72192	355	Convene; Boat-Shape Lam Conf Tbl Top	CL_R36	348	Convene; Round Laminate Conf Tbl Top
CL_B72216	355	Convene; Boat-Shape Lam Conf Tbl Top	CL_R42	348	Convene; Round Laminate Conf Tbl Top
CL_J3660	351	Convene; Oval Laminate Conf Tbl Top	CL_R48	348	Convene; Round Laminate Conf Tbl Top
CL_J3666	351	Convene; Oval Laminate Conf Tbl Top	CL_R54	348	Convene; Round Laminate Conf Tbl Top
CL_J3672	351	Convene; Oval Laminate Conf Tbl Top	CL_R60	348	Convene; Round Laminate Conf Tbl Top
CL_J3684	351	Convene; Oval Laminate Conf Tbl Top	CL_R66	348	Convene; Round Laminate Conf Tbl Top
CL_J42108	351	Convene; Oval Laminate Conf Tbl Top	CL_R72	348	Convene; Round Laminate Conf Tbl Top
CL_J4272	351	Convene; Oval Laminate Conf Tbl Top	CL_S36	349	Convene; Sq Laminate Conf Table Top
CL_J4284	351	Convene; Oval Laminate Conf Tbl Top	CL_S42	349	Convene; Sq Laminate Conf Table Top
CL_J4296	351	Convene; Oval Laminate Conf Tbl Top	CL_S48	349	Convene; Sq Laminate Conf Table Top
CL_J48108	351	Convene; Oval Laminate Conf Tbl Top	CL_S54	349	Convene; Sq Laminate Conf Table Top
CL_J48120	351	Convene; Oval Laminate Conf Tbl Top	CL_S60	349	Convene; Sq Laminate Conf Table Top
CL_J4884	351	Convene; Oval Laminate Conf Tbl Top	CL_T3660	353	Convene; Rect Laminate Conf Tbl Top
CL_J4896	351	Convene; Oval Laminate Conf Tbl Top	CL_T3666	353	Convene; Rect Laminate Conf Tbl Top
CL_J54108	351	Convene; Oval Laminate Conf Tbl Top	CL_T3672	353	Convene; Rect Laminate Conf Tbl Top
CL_J54120	351	Convene; Oval Laminate Conf Tbl Top	CL_T3684	353	Convene; Rect Laminate Conf Tbl Top
CL_J54144	351	Convene; Oval Laminate Conf Tbl Top	CL_T42108	353	Convene; Rect Laminate Conf Tbl Top
CL_J60120	351	Convene; Oval Laminate Conf Tbl Top	CL_T4272	353	Convene; Rect Laminate Conf Tbl Top
CL_J60144	351	Convene; Oval Laminate Conf Tbl Top	CL_T4284	353	Convene; Rect Laminate Conf Tbl Top
CL_J60168	351	Convene; Oval Laminate Conf Tbl Top	CL_T4296	353	Convene; Rect Laminate Conf Tbl Top
CL_J66144	351	Convene; Oval Laminate Conf Tbl Top	CL_T48108	353	Convene; Rect Laminate Conf Tbl Top
CL_J66168	351	Convene; Oval Laminate Conf Tbl Top	CL_T48120	353	Convene; Rect Laminate Conf Tbl Top
CL_J66192	351	Convene; Oval Laminate Conf Tbl Top	CL_T48144	353	Convene; Rect Laminate Conf Tbl Top
CL_J72168	351	Convene; Oval Laminate Conf Tbl Top	CL_T4884	353	Convene; Rect Laminate Conf Tbl Top
CL_J72192	351	Convene; Oval Laminate Conf Tbl Top	CL_T4896	353	Convene; Rect Laminate Conf Tbl Top
CL_J72216	351	Convene; Oval Laminate Conf Tbl Top	CL_T54108	353	Convene; Rect Laminate Conf Tbl Top
CL_K3660	357	Convene; Racetrack Lam Conf Tbl Top	CL_T54120	353	Convene; Rect Laminate Conf Tbl Top
CL_K3666	357	Convene; Racetrack Lam Conf Tbl Top	CL_T54144	353	Convene; Rect Laminate Conf Tbl Top
CL_K3672	357	Convene; Racetrack Lam Conf Tbl Top	CL_T54168	353	Convene; Rect Laminate Conf Tbl Top
CL_K3684	357	Convene; Racetrack Lam Conf Tbl Top	CL_T60120	353	Convene; Rect Laminate Conf Tbl Top
CL_K42108	357	Convene; Racetrack Lam Conf Tbl Top	CL_T60144	353	Convene; Rect Laminate Conf Tbl Top
CL_K4272	357	Convene; Racetrack Lam Conf Tbl Top	CL_T60168	353	Convene; Rect Laminate Conf Tbl Top
CL_K4284	357	Convene; Racetrack Lam Conf Tbl Top	CL_T60192	353	Convene; Rect Laminate Conf Tbl Top
CL_K4296	357	Convene; Racetrack Lam Conf Tbl Top	CL_T60216	353	Convene; Rect Laminate Conf Tbl Top
CL_K48108	357	Convene; Racetrack Lam Conf Tbl Top	CL_T66144	353	Convene; Rect Laminate Conf Tbl Top
CL_K48120	357	Convene; Racetrack Lam Conf Tbl Top	CL_T66168	353	Convene; Rect Laminate Conf Tbl Top
CL_K48144	357	Convene; Racetrack Lam Conf Tbl Top	CL_T66192	353	Convene; Rect Laminate Conf Tbl Top
CL_K4884	357	Convene; Racetrack Lam Conf Tbl Top	CL_T66216	353	Convene; Rect Laminate Conf Tbl Top
CL_K4896	357	Convene; Racetrack Lam Conf Tbl Top	CL_T72168	353	Convene; Rect Laminate Conf Tbl Top
CL_K54108	357	Convene; Racetrack Lam Conf Tbl Top	CL_T72192	353	Convene; Rect Laminate Conf Tbl Top
CL_K54120	357	Convene; Racetrack Lam Conf Tbl Top	CL_T72216	353	Convene; Rect Laminate Conf Tbl Top
CL_K54144	357	Convene; Racetrack Lam Conf Tbl Top	CQSA	540	Floor Anchor Brackets
CL_K54168	357	Convene; Racetrack Lam Conf Tbl Top	CVXEDGE	368	Convene Edge Profile Sample
CL_K60120	357	Convene; Racetrack Lam Conf Tbl Top	CW_B3660	345	Convene; Boat-Shape Wd Conf Tbl Top
CL_K60144	357	Convene; Racetrack Lam Conf Tbl Top	CW_B3666	345	Convene; Boat-Shape Wd Conf Tbl Top
CL_K60168	357	Convene; Racetrack Lam Conf Tbl Top	CW_B3672	345	Convene; Boat-Shape Wd Conf Tbl Top
CL_K60192	357	Convene; Racetrack Lam Conf Tbl Top	CW_B3684	345	Convene; Boat-Shape Wd Conf Tbl Top
CL_K60216	357	Convene; Racetrack Lam Conf Tbl Top	CW_B42108	345	Convene; Boat-Shape Wd Conf Tbl Top
CL_K66144	357	Convene; Racetrack Lam Conf Tbl Top	CW_B4272	345	Convene; Boat-Shape Wd Conf Tbl Top
CL_K66168	357	Convene; Racetrack Lam Conf Tbl Top	CW_B4284	345	Convene; Boat-Shape Wd Conf Tbl Top

Style Number Index, continued

Style Number	Page	Description
CW_B4296	345	Convener; Boat-Shape Wd Conf Tbl Top
CW_B48108	345	Convener; Boat-Shape Wd Conf Tbl Top
CW_B48120	345	Convener; Boat-Shape Wd Conf Tbl Top
CW_B48144	345	Convener; Boat-Shape Wd Conf Tbl Top
CW_B4884	345	Convener; Boat-Shape Wd Conf Tbl Top
CW_B4896	345	Convener; Boat-Shape Wd Conf Tbl Top
CW_B54108	345	Convener; Boat-Shape Wd Conf Tbl Top
CW_B54120	345	Convener; Boat-Shape Wd Conf Tbl Top
CW_B54144	345	Convener; Boat-Shape Wd Conf Tbl Top
CW_B54168	345	Convener; Boat-Shape Wd Conf Tbl Top
CW_B60120	345	Convener; Boat-Shape Wd Conf Tbl Top
CW_B60144	345	Convener; Boat-Shape Wd Conf Tbl Top
CW_B60168	345	Convener; Boat-Shape Wd Conf Tbl Top
CW_B60192	345	Convener; Boat-Shape Wd Conf Tbl Top
CW_B60216	345	Convener; Boat-Shape Wd Conf Tbl Top
CW_B66144	345	Convener; Boat-Shape Wd Conf Tbl Top
CW_B66168	345	Convener; Boat-Shape Wd Conf Tbl Top
CW_B66192	345	Convener; Boat-Shape Wd Conf Tbl Top
CW_B66216	345	Convener; Boat-Shape Wd Conf Tbl Top
CW_B72168	345	Convener; Boat-Shape Wd Conf Tbl Top
CW_B72192	345	Convener; Boat-Shape Wd Conf Tbl Top
CW_B72216	345	Convener; Boat-Shape Wd Conf Tbl Top
CW_J3660	341	Convener; Oval Wood Conf Table Top
CW_J3666	341	Convener; Oval Wood Conf Table Top
CW_J3672	341	Convener; Oval Wood Conf Table Top
CW_J3684	341	Convener; Oval Wood Conf Table Top
CW_J42108	341	Convener; Oval Wood Conf Table Top
CW_J4272	341	Convener; Oval Wood Conf Table Top
CW_J4284	341	Convener; Oval Wood Conf Table Top
CW_J4296	341	Convener; Oval Wood Conf Table Top
CW_J48108	341	Convener; Oval Wood Conf Table Top
CW_J48120	341	Convener; Oval Wood Conf Table Top
CW_J4884	341	Convener; Oval Wood Conf Table Top
CW_J4896	341	Convener; Oval Wood Conf Table Top
CW_J54108	341	Convener; Oval Wood Conf Table Top
CW_J54120	341	Convener; Oval Wood Conf Table Top
CW_J54144	341	Convener; Oval Wood Conf Table Top
CW_J60120	341	Convener; Oval Wood Conf Table Top
CW_J60144	341	Convener; Oval Wood Conf Table Top
CW_J60168	341	Convener; Oval Wood Conf Table Top
CW_J66144	341	Convener; Oval Wood Conf Table Top
CW_J66168	341	Convener; Oval Wood Conf Table Top
CW_J66192	341	Convener; Oval Wood Conf Table Top
CW_J72168	341	Convener; Oval Wood Conf Table Top
CW_J72192	341	Convener; Oval Wood Conf Table Top
CW_J72216	341	Convener; Oval Wood Conf Table Top
CW_K3660	347	Convener; Racetrack Wood Conf Tbl Top
CW_K3666	347	Convener; Racetrack Wood Conf Tbl Top
CW_K3672	347	Convener; Racetrack Wood Conf Tbl Top
CW_K3684	347	Convener; Racetrack Wood Conf Tbl Top
CW_K42108	347	Convener; Racetrack Wood Conf Tbl Top
CW_K4272	347	Convener; Racetrack Wood Conf Tbl Top
CW_K4284	347	Convener; Racetrack Wood Conf Tbl Top
CW_K4296	347	Convener; Racetrack Wood Conf Tbl Top
CW_K48108	347	Convener; Racetrack Wood Conf Tbl Top

Style Number	Page	Description
CW_K48120	347	Convener; Racetrack Wood Conf Tbl Top
CW_K48144	347	Convener; Racetrack Wood Conf Tbl Top
CW_K4884	347	Convener; Racetrack Wood Conf Tbl Top
CW_K4896	347	Convener; Racetrack Wood Conf Tbl Top
CW_K54108	347	Convener; Racetrack Wood Conf Tbl Top
CW_K54120	347	Convener; Racetrack Wood Conf Tbl Top
CW_K54144	347	Convener; Racetrack Wood Conf Tbl Top
CW_K54168	347	Convener; Racetrack Wood Conf Tbl Top
CW_K60120	347	Convener; Racetrack Wood Conf Tbl Top
CW_K60144	347	Convener; Racetrack Wood Conf Tbl Top
CW_K60168	347	Convener; Racetrack Wood Conf Tbl Top
CW_K60192	347	Convener; Racetrack Wood Conf Tbl Top
CW_K60216	347	Convener; Racetrack Wood Conf Tbl Top
CW_K66144	347	Convener; Racetrack Wood Conf Tbl Top
CW_K66168	347	Convener; Racetrack Wood Conf Tbl Top
CW_K66192	347	Convener; Racetrack Wood Conf Tbl Top
CW_K66216	347	Convener; Racetrack Wood Conf Tbl Top
CW_K72168	347	Convener; Racetrack Wood Conf Tbl Top
CW_K72192	347	Convener; Racetrack Wood Conf Tbl Top
CW_K72216	347	Convener; Racetrack Wood Conf Tbl Top
CW_R36	337	Convener; Round Wood Conf Table Top
CW_R42	337	Convener; Round Wood Conf Table Top
CW_R48	337	Convener; Round Wood Conf Table Top
CW_R54	337	Convener; Round Wood Conf Table Top
CW_R60	337	Convener; Round Wood Conf Table Top
CW_R66	337	Convener; Round Wood Conf Table Top
CW_R72	337	Convener; Round Wood Conf Table Top
CW_S36	338	Convener; Square Wood Conf Table Top
CW_S42	338	Convener; Square Wood Conf Table Top
CW_S48	338	Convener; Square Wood Conf Table Top
CW_S54	338	Convener; Square Wood Conf Table Top
CW_S60	338	Convener; Square Wood Conf Table Top
CW_T3660	343	Convener; Rect Wood Conf Table Top
CW_T3666	343	Convener; Rect Wood Conf Table Top
CW_T3672	343	Convener; Rect Wood Conf Table Top
CW_T3684	343	Convener; Rect Wood Conf Table Top
CW_T42108	343	Convener; Rect Wood Conf Table Top
CW_T4272	343	Convener; Rect Wood Conf Table Top
CW_T4284	343	Convener; Rect Wood Conf Table Top
CW_T4296	343	Convener; Rect Wood Conf Table Top
CW_T48108	343	Convener; Rect Wood Conf Table Top
CW_T48120	343	Convener; Rect Wood Conf Table Top
CW_T48144	343	Convener; Rect Wood Conf Table Top
CW_T4884	343	Convener; Rect Wood Conf Table Top
CW_T4896	343	Convener; Rect Wood Conf Table Top
CW_T54108	343	Convener; Rect Wood Conf Table Top
CW_T54120	343	Convener; Rect Wood Conf Table Top
CW_T54144	343	Convener; Rect Wood Conf Table Top
CW_T54168	343	Convener; Rect Wood Conf Table Top
CW_T60120	343	Convener; Rect Wood Conf Table Top
CW_T60144	343	Convener; Rect Wood Conf Table Top
CW_T60168	343	Convener; Rect Wood Conf Table Top
CW_T60192	343	Convener; Rect Wood Conf Table Top
CW_T60216	343	Convener; Rect Wood Conf Table Top
CW_T66144	343	Convener; Rect Wood Conf Table Top

Style Number	Page	Description	Style Number	Page	Description
CW_T66168	343	Convene; Rect Wood Conf Table Top	MT03SC6084N	538	Stool-Height Table TC
CW_T66192	343	Convene; Rect Wood Conf Table Top	MT03SC6084TN	537	Stool-Height Table TC
CW_T66216	343	Convene; Rect Wood Conf Table Top	MT03SF12076TN	538	Stool-Height Table TC
CW_T72168	343	Convene; Rect Wood Conf Table Top	MT03SL7860N	538	Stool-Height Table TC
CW_T72192	343	Convene; Rect Wood Conf Table Top	MT03SL7860TN	537	Stool-Height Table TC
CW_T72216	343	Convene; Rect Wood Conf Table Top	MT03SM6660N	538	Stool-Height Table TC
CWCIRC24	363	Convene; Circular Drum Base	MT03SM6660TN	537	Stool-Height Table TC
CWCIRC30	363	Convene; Circular Drum Base	MT03SR60N	538	Stool-Height Table TC
CWCIRC36	363	Convene; Circular Drum Base	MT03SR7260N	538	Stool-Height Table TC
CWELC24	365	Convene; Elliptical Drum Base	MT03SR7260TN	537	Stool-Height Table TC
CWELC30	365	Convene; Elliptical Drum Base	MT03SS6060N	538	Stool-Height Table TC
CWELC36	365	Convene; Elliptical Drum Base	MT03SS6060TN	537	Stool-Height Table TC
CWHDC24	364	Convene; Half Drum Base	MT03ST7560N	539	Stool-Height Table TC
CWHDC30	364	Convene; Half Drum Base	MT03ST7560TN	539	Stool-Height Table TC
CWHDC36	364	Convene; Half Drum Base	MT03ST7560TTN	539	Stool-Height Table w/out Tech
CWREC424	360	Convene; Rectangular Base	N3LPINT	66	Pint Tables
CWREC630	360	Convene; Rectangular Base	N3LRECT	65	Rectangle Tables
CWREC636	360	Convene; Rectangular Base	PTDMGB1	566	Power Sphere
CWREF424	361	Convene; Rectangular Base	PTDMGB3	566	Pwr Comm Sphere
CWREF630	361	Convene; Rectangular Base	PTRLGB1	567	Oval Power and Comm Port
CWREF636	361	Convene; Rectangular Base	PTRLGBCAP	567	Decorative Metal Cap
CWUPC424	359	Convene; U-Panel Base	PTRSGB1	567	Power Comm Port
CWUPC630	359	Convene; U-Panel Base	PTRSGBCAP	567	Decorative Metal Cap
CWUPC636	359	Convene; U-Panel Base	SSTD3242	544	Desk-Height Scape Series Table
DAC84	366	Technology Cover	SSTS3242	544	Stool-Height Scape Series Table
DAX84	366	Technology Cover	STPCBLPOD	495	Cable Pod
DSMPPSPYR	491	Power Pyramid Modular	STPOCU1	481	Arc7
DSPCLIP6	489	Univ Mod Pwr Sys Cord Mgmt Clip	STPOCUGMD3	484	Coupe3
ETCOL	509	Elbrook Collab Table	STPOCUGMD5	483	Coupe5
ETGRP	509	Elbrook Group Table	STPOCUPWRSNP	494	Power Module
ETHUD	509	Elbrook Huddle Table	STPOCUPWRUT	488	Utility Power Package
ETPERS	509	Elbrook Personal Table	STPOCUSGT	487	Sightline
ETPERSREC	511	Elbrook Rectangle Personal Table	STPOCUTWRSE	493	Coup Tower Seated
ETREC	511	Elbrook Rectangle Table	STPOCUTWRST	493	Coup Tower Standing
ETRND	513	Elbrook Round Table	TS4CLIP	134	Cable Management Clip
ETSQU	513	Elbrook Square Table	TS4FG	119, 134	Flex Ganger Package
ETTM	509	Elbrook Team Table	TS4FLIP2	122	Rectangle Flip-Top Training Table
GFUCCM	571	Cord and Cable Mg	TS4FLIPTM	125	Team Flip-Top Training Table
GFUCMC	571	Internode Harness Clip	TS4FLUSH	137	Power Cord, Flush
LOCKFR	575	Lock Cylinder	TS4GMT	136	Grommet
LOCKXF	575	Lock Cylinder	TS4HCM	133	Horizontal Cable Manager
MT03DC6084N	535	Desk-Height Table TC	TS4INFEED	137	Power Infeed
MT03DC6084TN	534	Desk-Height Table TC	TS4L27PG	156	Groupwork Post Leg
MT03DF12076TN	534	Desk-Height Table TC	TS4L27PG4	156	Groupwork Post Leg
MT03DL7860N	535	Desk-Height Table TC	TS4LSHPG	156	Groupwork Post Leg
MT03DL7860TN	534	Desk-Height Table TC	TS4LSHPG4	157	Groupwork Post Leg
MT03DM6660N	535	Desk-Height Table TC	TS4MH36	158	Groupwork Modesty Panel
MT03DM6660TN	533	Desk-Height Table TC	TS4MH42	158	Groupwork Modesty Panel
MT03DP4854TN	533	Desk-Height Table TC	TS4MH48	158	Groupwork Modesty Panel
MT03DR60N	535	Desk-Height Table TC	TS4MH60	158	Groupwork Modesty Panel
MT03DR7260N	534	Desk-Height Table TC	TS4MH66	158	Groupwork Modesty Panel
MT03DR7260TN	533	Desk-Height Table TC	TS4MH72	158	Groupwork Modesty Panel
MT03DS6060N	534	Desk-Height Table TC	TS4MH84	158	Groupwork Modesty Panel
MT03DS6060TN	533	Desk-Height Table TC	TS4MP	132	Groupwork Modesty Panel
MT03DSD4848TN	533	Desk-Height Table TC	TS4NFLIP	128	Rectangle Non-Flip Training Table

Style Number Index, continued

Style Number	Page	Description
TS4NFLIPTM	131	Team Non-Flip Training Table
TS4POP	136	Power Cord, Pop-Up
TS4S2454	163	Groupwork Screen
TS4S2466	163	Groupwork Screen
TS4S3054	163	Groupwork Screen
TS4S3066	163	Groupwork Screen
TS4S3654	163	Groupwork Screen
TS4S3666	163	Groupwork Screen
TS4S4254	163	Groupwork Screen
TS4S4266	163	Groupwork Screen
TS4S4854	163	Groupwork Screen
TS4S4866	163	Groupwork Screen
TS4SR24	164	Groupwork Marker Tray
TS4SR30	164	Groupwork Marker Tray
TS4SR36	164	Groupwork Marker Tray
TS4SR42	164	Groupwork Marker Tray
TS4SR48	164	Groupwork Marker Tray
TS4TBASE22	154	Groupwork Table Base
TS4TBASE28	154	Groupwork Table Base
TS4TBASE285	154	Groupwork Table Base
TS4TCAFE22	154	Groupwork Table Base
TS4TCAFE28	154	Groupwork Table Base
TS4TCAFE285	154	Groupwork Table Base
TS4TCOF22	154	Groupwork Table Base
TS4TCOF28	154	Groupwork Table Base
TS4THB48120	153	Groupwork Conf Table Top
TS4THB4812T	153	Groupwork Conf Table Top
TS4THB48144	153	Groupwork Conf Table Top
TS4THB4814T	153	Groupwork Conf Table Top
TS4THB4896	153	Groupwork Conf Table Top
TS4THB4896T	153	Groupwork Conf Table Top
TS4THD48120	153	Groupwork Conf Table Top
TS4THD4812T	153	Groupwork Conf Table Top
TS4THD48144	153	Groupwork Conf Table Top
TS4THD4814T	153	Groupwork Conf Table Top
TS4THD4896	153	Groupwork Conf Table Top
TS4THD4896T	153	Groupwork Conf Table Top
TS4THDR24	150	Groupwork Table Top
TS4THDR24T	150	Groupwork Table Top
TS4THDR30	150	Groupwork Table Top
TS4THDR30T	150	Groupwork Table Top
TS4THDR36	150	Groupwork Table Top
TS4THDR36T	150	Groupwork Table Top
TS4THDR42	150	Groupwork Table Top
TS4THDR42T	150	Groupwork Table Top
TS4THDR48	150	Groupwork Table Top
TS4THDR48T	150	Groupwork Table Top
TS4THDV2448	151	Groupwork Table Top
TS4THDV244T	151	Groupwork Table Top
TS4THDV4896	153	Groupwork Conf Table Top
TS4THDV489T	153	Groupwork Conf Table Top
TS4THG2448	149	Groupwork Table Top
TS4THG3060	149	Groupwork Table Top
TS4THL2424	149	Groupwork Table Top
TS4THL3030	149	Groupwork Table Top

Style Number	Page	Description
TS4THN1836	149	Groupwork Table Top
TS4THN2448	149	Groupwork Table Top
TS4THN3060	149	Groupwork Table Top
TS4THR1848	148	Groupwork Table Top
TS4THR1860	148	Groupwork Table Top
TS4THR1866	148	Groupwork Table Top
TS4THR1872	148	Groupwork Table Top
TS4THR1884	148	Groupwork Table Top
TS4THR2424	151	Groupwork Table Top
TS4THR2424T	151	Groupwork Table Top
TS4THR2436	148	Groupwork Table Top
TS4THR2442	148	Groupwork Table Top
TS4THR2448	148	Groupwork Table Top
TS4THR2460	148	Groupwork Table Top
TS4THR2466	148	Groupwork Table Top
TS4THR2472	148	Groupwork Table Top
TS4THR2484	148	Groupwork Table Top
TS4THR3030	151	Groupwork Table Top
TS4THR3030T	151	Groupwork Table Top
TS4THR3036	148	Groupwork Table Top
TS4THR3042	148	Groupwork Table Top
TS4THR3048	148	Groupwork Table Top
TS4THR3060	148	Groupwork Table Top
TS4THR3066	148	Groupwork Table Top
TS4THR3072	148	Groupwork Table Top
TS4THR3636	151	Groupwork Table Top
TS4THR3636T	151	Groupwork Table Top
TS4THR4242	151	Groupwork Table Top
TS4THR4242T	151	Groupwork Table Top
TS4THR48120	152	Groupwork Conf Table Top
TS4THR4812T	152	Groupwork Conf Table Top
TS4THR48144	152	Groupwork Conf Table Top
TS4THR4814T	152	Groupwork Conf Table Top
TS4THR4848	151	Groupwork Table Top
TS4THR4848T	151	Groupwork Table Top
TS4THR4896	152	Groupwork Conf Table Top
TS4THR4896T	152	Groupwork Conf Table Top
TS4TL28	81	Campfire Big Table
TS4TL40	81	Campfire Big Table
TS4TLB48120	153	Groupwork Conf Table Top
TS4TLB4812T	153	Groupwork Conf Table Top
TS4TLB48144	153	Groupwork Conf Table Top
TS4TLB4814T	153	Groupwork Conf Table Top
TS4TLB4896	153	Groupwork Conf Table Top
TS4TLB4896T	153	Groupwork Conf Table Top
TS4TLD48120	153	Groupwork Conf Table Top
TS4TLD4812T	153	Groupwork Conf Table Top
TS4TLD48144	153	Groupwork Conf Table Top
TS4TLD4814T	153	Groupwork Conf Table Top
TS4TLD4896	153	Groupwork Conf Table Top
TS4TLD4896T	153	Groupwork Conf Table Top
TS4TLDR24	150	Groupwork Table Top
TS4TLDR24T	150	Groupwork Table Top
TS4TLDR30	150	Groupwork Table Top
TS4TLDR30T	150	Groupwork Table Top

Style Number	Page	Description	Style Number	Page	Description
TS4TLDR36	150	Groupwork Table Top	TS4TLR4896T	152	Groupwork Conf Table Top
TS4TLDR36T	150	Groupwork Table Top	TS4TLT28	82	Campfire Big Table with Trough
TS4TLDR42	150	Groupwork Table Top	TS4TLT40	82	Campfire Big Table with Trough
TS4TLDR42T	150	Groupwork Table Top	TS4TPST	91	Slim Table
TS4TLDR48	150	Groupwork Table Top	TS4TPSTS48	90	Campfire Standing Height Slim Table
TS4TLDR48T	150	Groupwork Table Top	TS4TPSTS60	90	Campfire Standing Height Slim Table
TS4TLDRW	85	Campfire Table Drawer	TS4TPT	87	Campfire Paper Table
TS4TLDV2448	151	Groupwork Table Top	TS4TPTG	88	Campfire Glass
TS4TLDV244T	151	Groupwork Table Top	TS4TPTP	87	Campfire Paper Stack
TS4TLDV4896	153	Groupwork Conf Table Top	TS4TPTP4	87	Campfire Paper 4 Stack
TS4TLDV489T	153	Groupwork Conf Table Top	TS4TPTP6	87	Campfire Paper 6 Stack
TS4TLG2448	149	Groupwork Table Top	TS4TPWR	94	Campfire Receptacle
TS4TLG3060	149	Groupwork Table Top	TS4TPWR1	94	Campfire Receptacle
TS4TLH28	84	Campfire Big Table—Half-Depth	TS4TPWRD	94	Campfire Receptacle
TS4TLH40	84	Campfire Big Table—Half-Depth	TS4TPWRD1	94	Campfire Receptacle
TS4TLL2424	149	Groupwork Table Top	TS4TPWRUSB	94	Campfire Receptacle
TS4TLL3030	149	Groupwork Table Top	TS4TPWRUSB1	94	Campfire Receptacle
TS4TLN1836	149	Groupwork Table Top	TS4TRAIL	85	Campfire Center Rail
TS4TLN2448	149	Groupwork Table Top	TS4TSLH	86	Campfire Storage Cabinet
TS4TLN3060	149	Groupwork Table Top	TS4TSRH	86	Campfire Storage Cabinet
TS4TLP28	83	Campfire Big Table with Grommets	TS4TST	92	Skate Table
TS4TLP40	83	Campfire Big Table with Grommets	TS4TVWM28	93	Campfire Cord Cover
TS4TLR1848	148	Groupwork Table Top	TS4TVWM40	93	Campfire Cord Cover
TS4TLR1860	148	Groupwork Table Top	TS4TWP	89	Campfire Personal Table
TS4TLR1866	148	Groupwork Table Top	TS4VCM	133	Vertical Wire Manager
TS4TLR1872	148	Groupwork Table Top	TS4WIRE	158	Groupwork Wire MT
TS4TLR1884	148	Groupwork Table Top	TS4WPERLNGE	189	Simple Lounge Personal Table
TS4TLR2424	151	Groupwork Table Top	TS4WPWR1	212	Simple Single Unit Power Module
TS4TLR2424T	151	Groupwork Table Top	TS4WPWR2	213	Simple Double Unit Power Module
TS4TLR2436	148	Groupwork Table Top	TS4WRD	201	Simple Working-Height Round Table
TS4TLR2442	148	Groupwork Table Top	TS4WRDCAFE	210	Simple Café-Height Round Table
TS4TLR2448	148	Groupwork Table Top	TS4WRDLNGE	191	Simple Lounge-Height Round Table
TS4TLR2460	148	Groupwork Table Top	TS4WREC	205	Simple Working-Height Rectangle Table
TS4TLR2466	148	Groupwork Table Top	TS4WRECLNGE	195	Simple Lounge-Height Rectangle Table
TS4TLR2472	148	Groupwork Table Top	TS4WRMGR	214	Simple Wire Manager Kit
TS4TLR2484	148	Groupwork Table Top	TS4WSFTREC	209	Simple Working-Height Soft Rectangle Table
TS4TLR3030	151	Groupwork Table Top	TS4WSFTRECLNGE	199	Simple Lounge-Height Soft Rectangle Table
TS4TLR3030T	151	Groupwork Table Top	TS4WSFTSQ	207	Simple Working-Height Soft Square Table
TS4TLR3036	148	Groupwork Table Top	TS4WSFTSQLNGE	197	Simple Lounge-Height Soft Square Table
TS4TLR3042	148	Groupwork Table Top	TS4WSQ	203	Simple Working-Height Square Table
TS4TLR3048	148	Groupwork Table Top	TS4WSQCAFE	211	Simple Café-Height Square Table
TS4TLR3060	148	Groupwork Table Top	TS4WSQLNGE	193	Simple Lounge-Height Square Table
TS4TLR3066	148	Groupwork Table Top	TS7WWM	569	U WS Wire Mgr
TS4TLR3072	148	Groupwork Table Top	TS8PAPYR	490	Power Strip-Power, Pyramid
TS4TLR3636	151	Groupwork Table Top	TSATPL14	159	Support Plate
TS4TLR3636T	151	Groupwork Table Top	TSATPL20	159	Support Plate
TS4TLR4242	151	Groupwork Table Top	TSATRC39	159	Reinforcing Channel
TS4TLR4242T	151	Groupwork Table Top	TSATRC48	159	Reinforcing Channel
TS4TLR48120	152	Groupwork Conf Table Top	TSATRC57	159	Reinforcing Channel
TS4TLR4812T	152	Groupwork Conf Table Top	TSATRC72	159	Reinforcing Channel
TS4TLR48144	152	Groupwork Conf Table Top	TSATTIE	159	Tie Plates
TS4TLR4814T	152	Groupwork Conf Table Top	TSBLNBOVM	33	Baseline Oval Table
TS4TLR4848	151	Groupwork Table Top	TSBLNBRDM	33	Baseline Round Table
TS4TLR4848T	151	Groupwork Table Top	TSBLNBRSM	32	Baseline Square/Rectangular Table
TS4TLR4896	152	Groupwork Conf Table Top	TSBLNBRTM	33	Baseline Racetrack Table

Style Number Index, continued

Style Number	Page	Description
TSBLNPMOD	48	Bassline Power Module
TSBLNPRND	48	Bassline Round Power Module
TSBLNS1	45	Bassline One Seat Bench
TSBLNS2	47	Bassline Two Seat Bench
TSBLNSTC1	43	Bassline Credenza
TSBLNSTC2	43	Bassline Credenza
TSBLNSTC3	43	Bassline Credenza
TSBLNSTS1	41	Bassline Standing Storage
TSBLNSTS2	41	Bassline Standing Storage
TSBLNT3LEGL	35	Bassline Large Asymmetrical Table
TSBLNT3LEGM	35	Bassline Medium Asymmetrical Table
TSBLNT3LEGS	35	Bassline Small Asymmetrical Table
TSBLNTBX	37	Bassline Box Top Tables
TSBLNTBXC	38	Bassline Box Top Coffee Table
TSBLNTOV	29	Bassline Oval Table
TSBLNTRD	27	Bassline Round Table
TSBLNTRS	25	Bassline Square and Rectangular Table
TSBLNTRT	31	Bassline Racetrack Table
VE36	298	Easel
VLYCDM	441	Verlay Cord Management Cover
VLYGDWL	410	Verlay Gumdrop Table
VLYRECML	435-437	Verlay Rectangle Table
VLYRECWL	416	Verlay Rectangle Table
VLYRECWLST	425	Verlay Standing-Height Rectangle Tables
VLYRML	427	Verlay Round Table
VLYRWL	407	Verlay Round Table
VLYSQML	430	Verlay Square Table
VLYSQWL	413	Verlay Square Table
VLYSQWLST	423	Verlay Standing-Height Square Tables
VLYSTLML	440	Verlay Sightline Table
VLYSTLWL	420	Verlay Sightline Table
VLYSTR	441	Verlay Attachment Strip Package
VTAMRD2	293	Verb Active Media Table
VTAMRT2	293	Verb Active Media Table
VTAMTP2	293	Verb Active Media Table
VTC1960	285	Chevron Table
VTC1966	285	Chevron Table
VTC1972	285	Chevron Table
VTC1984	285	Chevron Table
VTC2460	285	Chevron Table
VTC2466	285	Chevron Table
VTC2472	285	Chevron Table
VTC2484	285	Chevron Table
VTC3060	285	Chevron Table
VTC3066	285	Chevron Table
VTC3072	285	Chevron Table
VTC3084	285	Chevron Table
VTCF	295	Verb Flip-Top Table
VTK1934	283	Keystone Table
VTK2434	283	Keystone Table
VTMR6078	291	Rounded Table
VTMS6060	291	Square Table
VTMZ6060	291	Trapezoid Table
VTMZ6084	291	Media Table
VTP2233	283	Personal Table

Style Number	Page	Description
VTR1934	283	Rectangle Table
VTR1939	289	Rectangle Table
VTR1948	289	Rectangle Table
VTR1960	289	Rectangle Table
VTR1966	289	Rectangle Table
VTR1972	289	Rectangle Table
VTR1984	289	Rectangle Table
VTR2434	283	Rectangle Table
VTR2439	289	Rectangle Table
VTR2448	289	Rectangle Table
VTR2460	289	Rectangle Table
VTR2466	289	Rectangle Table
VTR2472	289	Rectangle Table
VTR2484	289	Rectangle Table
VTR3048	289	Rectangle Table
VTR3060	289	Rectangle Table
VTR3066	289	Rectangle Table
VTR3072	289	Rectangle Table
VTR3084	289	Rectangle Table
VTRF	295	Verb Flip-Top Table
VTSN3050	296	Teaching Station
VTSN3060	296	Teaching Station
VTSN3072	296	Teaching Station
VTT2460	287	Team Table
VTT2472	287	Team Table
VTT2484	287	Team Table
VTT3060	287	Team Table
VTT3072	287	Team Table
VTT3084	287	Team Table
VTTF	295	Verb Flip-Top Table
VTZ3062	287	Trapezoid Table
VWB2	297	Personal Whiteboard
VWT6	299	Wall Track
VWT8	299	Wall Track
VWTH	299	Wall Track

Trademark List

™/® The following is a non-exhaustive list of trademarks and registered trademarks for products of Steelcase Inc. or one of its related corporate entities: Agree, Airtouch, Aisla, Alight, Amia, Answer, Apprise, Aspekt, Avenir, Await, B-Free, Ballet, Bassline, Bindu, Bivi, Bix, Bottomline, Brody, Buoy, Cachet, Campfire, Capa, CF Series, CG_1, Chord, Circa, Clipper, Cobi, Collaboration, Convene, Coupe, Cura, Currency, dash, Divisio, Duo, E-Table 2, Edge Series, Elbrook, Elective Elements, Embold, Empath, Everwall, Exponents, Folio, FrameOne, Gesture, Groupwork, Host, Hosu, i2i, Jenny, Kart, Kathryn, Kick, Lagunitas, Leap, Leela, LessThanFive, LiveBack, LiveSeat, Mackinac, Marien152, Max-Stacker, media:scape, Migration, Millbrae, Mineral, Mitra, Montage, Montara650, MoreThanFive, Move, Node, Ocular, Ology, Opus, Paperflo, Passerelle, Player, Pocket, Potrero415, QiVi, Radia, Regard, Relay, Reply, Ripple, Roam, Sarto, Scoop, Sebastopol, Senti Series, Senza, Shortcut, Sidewalk, Siento, Sieste, SILQ, Soffio, Sorrel, SOTO, Steelcase Eclipse, Steelcase Flex, Steelcase Karman, Steelcase Relay, Steelcase Rise, Steelcase Series, Surround, SW_1, Switch, Sync, Tava, Tenor, Think, Thoughtful, Thread, Together, Train, Trees, Turnstone, Umami, Underscore, V.I.A., Verb, Verge, Verlay, Victor2, Visalia, WorkValet, and X-tenz.

™/® The following are trademarks or registered trademarks of AMQ Solutions, LLC: 3F, Activ, Amobi, Bixby, Bodi, Cluvo, Concur, Embank, FL-X, Iline, Jaku, Kinex, Personality Plus, Revi, S-Series, Siya, Tektis, Tizu, Uptake, and Zilo.

™/® The following are trademarks or registered trademarks of Orangebox Ltd., Cardiff, UK: Air3, Aspect, Avi, Away from the Desk, Border, Campers & Dens, Coppice, Cubb, Kirm, On the QT, Ramsey, Skomer, Sully, Track-B, and Vale.

™/® The following are trademarks or registered trademarks of Viccarbe Habitat, S.L.: Aleta, Cambio, Designed in The Sun, Foro, Funda, Holy Day, Kelly, Last Minute, Noha, Savina, Sistema, Sistema, Viable, and Wrapp.

® The following are registered brands of Steelcase Inc. and its family of companies: Steelcase, AMQ, Coalesse, Designtex, Halcon, Orangebox, Smith System, and Viccarbe.

® The following registered trademarks are under license from AWI Licensing Company, Dover, DE: SoundScapes, DuraBrite, BioBlock, and Armstrong.

® The following registered trademarks are under license from Byrne Electrical, Rockford, MI: Interport, Mini-Port, Axil Z, and Ellora.

® The following is a registered trademark of DuPont, Wilmington, DE: Corian.

® The following is a registered trademark of Genlyte Thomas Company, Louisville, KY: Lightolier.

® The following is a registered trademark of Hilti Corporation, FL-9494 Schaan, Principality of Liechtenstein: Hilti.

® The following is a registered trademark of Leviton Manufacturing Company, Little Neck, NY: Decora.

® The following is a registered trademark of Mechanical Plastics Corp, Elmsford, NY: Toggler.

® The following is a registered trademark of Microsoft Corporation, Redmond, WA: Microsoft.

® The following are registered trademarks of Orangebox Ltd., Cardiff, UK: Orangebox.

® The following is a registered trademark of Panduit Corporation, Lockport, IL: Panduit.

® The following is a registered trademark of Trav (Press), Cuneo, Italy: Assisa.

® The following is a registered trademark of Virtual Ink, Boston, MA: mimioActive.

® The following registered trademarks are under license from Wilkhahn Furniture Products: Avera, Senzo, Versal, and Wilkhahn FS.

® The following are registered trademarks of Polyvision Corp: Flow, Motif, Polyvision, Sans, and Serif.

® The following is a registered trademark of Wilsonart International, Temple, TX: Chemsurf.

® The following is a registered trademark of Wiremold, West Hartford, CT: Wiremold.

® The following is a registered trademark of EMU Group S.P.A., Perugia, Italy: EMU.

® The following is a registered trademark of Security People, Inc.: Digilock.

® The following are registered trademarks of Natural Capital Partners Europe Limited: CarbonNeutral and the CarbonNeutral Certified logo.

™ The following is a trademark of Microsoft Corporation, Redmond, WA: Windows.

™ The following is a trademark of Rodman Industries, Inc., Oconomowoc, WI: ResinCore1.

™ The following is a trademark of Ultrafabrics, LLC, Elmsford, NY: Ultraleather.

™ The following trademarks are under license from Wilkhahn Furniture products: Cana, Linus, Logon, Picto, Range, Stitz, Thema, Timetable, and Tubis.

™ The following trademarks are under license from Walter Knoll: Andoo, Bob, Lazlo, Lox, Ribbon, and Together.

™ The following trademarks are under license from PP Mobler: Bar and Flag Halyard.

™ The following trademarks are under license from Carl Hansen: Elbow, Paddle, Shell, Wing, and Wishbone.

™ The following trademarks are under license from Cambridge Sound Management, LLC Cambridge, MA: QtPro Soundmasking, Qt Quiet Technology, and Sonet Qt.

™ The following is a trademark of Electri-Cable Assemblies, Shelton, CT: Interact.

™ The following is a trademark of Clestra Hauserman: IRYS.

™ The following is a trademark of Wiesner-Hager Möbel GmbH: Nooi.

™ The following are trademarks of Polyvision: Accord, a3, e3, Boundri, and Nota.

™ The following is a trademark of Bostock Company, Inc: SnapCab.

™ The following is a trademark of Williams-Sonoma, Inc: West Elm.

™ The following is a trademark of Elena Marquina Testor: nanimarquina.

™ The following is a trademark of Forbo International SA: Forbo.

Trademarks used herein are the property of Steelcase Inc. or their respective owners.