



Steelcase Learning Specification Guide

Availability

Electronic price list updated with release 204.B (U.S.) and 158.B (Canada), dated April 20, 2026.

All specifications subject to change without notice. Reference the electronic catalog/Hedberg for current pricing.

Transitional products in this specification guide are **maintained for existing customers only** and are likely to be phased out over time. These products are indicated with a . Products that are scheduled to be culled are indicated with an , followed by the last order entry date.

Surface Materials

The surface materials team has announced the launch of the Finish Library, found at www.steelcase.com/finishlibrary/.

► For a list of all trademarks, refer to the last page of this specification guide. © 2026 Steelcase Inc.



For Canadian Pricing

Canadian factor can be found at www.steelcase.com/CADpricing/. Calculate in the following order to avoid rounding errors:

- Multiply the base price and each option by the Canadian factor.
- Round each to the nearest dollar.
- Add base and options for total list price.

Working With This Specification Guide

Ten Tips : How to Get the Most Out of This Book **2**


Additional Resources 4

Tenor	5
Node 480 Series	19
Buoy	43
cobi 434 Series	49
Cachet 487 Series	61
Brody 488 Series	79
Alight Lounge	109
Shortcut	117
Campfire	141
Move	195
Scoop	213
Kart Series	► See <i>Seating Specification Guide</i>
Flex Perch Stool	► See <i>Seating Specification Guide</i>
Jenny	► See <i>Seating Specification Guide</i>
Regard	217
Verb	287
Elbrook	335
Groupwork	353
Simple Tables	► See <i>Conference and Collaborative Tables Specification Guide</i>
FrameOne	► See <i>Benching Specification Guide</i>
Flex	► See <i>Steelcase Flex Collection Specification Guide</i>
Thread	431
Premium Whiteboards and Tackboards	449

Seating Surface Materials	519
Resources	525
Lock and Keying Options	526
Style Number Index	528


Ten Tips: How to Get the Most Out of This Book

Tip 1



Watch the tabs on the right-hand edges of the pages. They'll always indicate which chapter you are in.

Tip 2



Use the Statement of Line pages for an overview of the available components, their sizes, and page references for additional information. Each *Understanding* chapter includes a statement of line after the table of contents.

Tip 3



Find cross references by looking for page numbers flagged with an arrow.

Tip 4

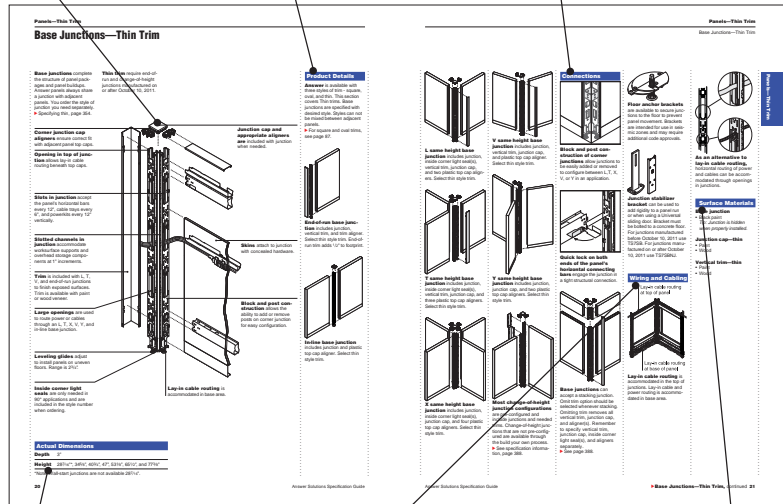
Study the product detail pages in the *Understanding* section to learn everything an expert knows about specific products. Each product detail page in this section contains the following features, where applicable:

- Product Drawing
- Actual Dimensions
- Product Details
- Connections
- Wiring and Cabling
- Surface Materials
- Application Topics

Product Drawing shows you what the product looks like and points out important features.

Product Details gives specific information on the product and how it is used.

Connections describes how the product is assembled or how it attaches to another product.



Actual Dimensions table lists the dimensions of the product.

Wiring and Cabling details the power and cable-management and cable routing capabilities of the product.

Surface Materials lists what material is used for each part of the product.

Tip 5

Refer to the specifying pages for all the information needed to order a product. Each product specifying page contains a variety of elements to help you complete a specification:

- Product Drawing
- Standard Includes
- Required to Specify
- Options
- Related Products
- Specification Information
 - Dimensions
 - Style Number
 - Price

Product Drawing shows you what the product looks like.

Standard Includes (under the red or dark grey band) provides a list of what comes standard with the product.

Required to Specify (under the red or dark grey band) itemizes the information that you must provide to order the standard product and the preferred sequence for specification.

Specification Information (under the teal or light grey band) provides product dimensions, style numbers, and prices for the standard product and any surface material choices that are available.

The image shows two pages from a specification guide. The left page is titled 'Base Horizontal Frame Packages—Thin Trim' and the right page is titled 'Panel—Thin Trim'. Both pages have a red band at the top for 'Standard Includes' and 'Required to Specify', a black band for 'Options', and a teal band for 'Specification Information'. Callouts from the text on the left point to these sections on both pages.

Options (under the black band) lists all the options that apply to the product, their price, and what is required to specify.

Related Products provide specification information for products that are directly related.

Tip 6

Required to Specify

Specify with *Customiz Stain*

Italic typeface on specifying pages usually identifies wording that you should use in your order.

i

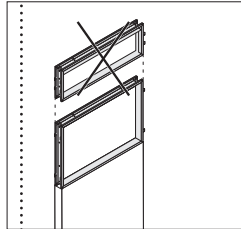
Tip 7

To determine how many skins are needed to complete a panel, consult the table at the right.

Tip: Remember to order skins for both sides of the panel buildup.

Watch for tips throughout the text that give you explanations and helpful instructions.

Tip 8



Learn what you cannot do by looking for drawings crossed out with an "X."

Tip 9

Use the surface materials listings in the Surface Materials section of this book to find surface material color numbers.

Tip 10

Style Number	Page
TS7042BL	131
TS7042S	130
TS7048BL	131
TS7048S	130
TS7060BL	131
TS7060S	130
TS7072BL	131

Refer to the style number index when you need a style number and you need to find the page that has more details about the product.

Additional Resources

Steelcase Learning products are supported with an array of informational materials, tools, and software to help you plan an installation efficiently.

Product brochures and planning tools can be ordered through your Steelcase area office by calling 1.800.784.0358 or through the Marketing Resources website at village.steelcase.com.

Printed Materials

Surface Materials Reference Manual
This publication provides surface material information for Steelcase products:

- An explanation of the surface materials
- "Available on" matrices
- Vertical surface fabric selection listing
- Technical data for surface materials
- Surface material care and cleaning instructions

Steelcase Learning Specification Guide
These specification guides contain multiple Steelcase and Steelcase Health products which are most commonly used in education environments. This collection of products has been pulled together for your convenience.

Other Specification Guides
Steelcase offers a comprehensive portfolio of furniture and solutions. For the full offering of products, refer to the individual product specification guides. These can be accessed at the www.steelcase.com website or at village.steelcase.com.

Planning Tools

Express Program Specification Guide
This specification guide describes all Steelcase and Coalesse products including the finishes and options that are available as Express orders - manufactured and shipped within 7 business days.

Computer Tools

Electronic Catalog
Accurate sales quotations and purchase orders for Steelcase products are created with specification software that uses Steelcase Electronic Catalog data. Use the data to specify and price style numbers and options for every Steelcase product. The data is updated bimonthly by Steelcase and provided to software programs including: the Hedberg Business System, SmartTools – Steelcase's design and specification software (for more information on SmartTools, please email SmartTools@steelcase.com), the ProjectMatrix ProjectSymbols libraries, as well as 20-20 CAP Studio.

Furniture Symbol Graphic Data
Steelcase creates 2D and 3D furniture symbols (with attributes) for planning and initially specifying Steelcase products. This data is incorporated into several add-on software packages that work in either a Microstation or an AutoCAD drafting environment.

Digital Publications
You can access these digital publications at www.steelcase.com or village.steelcase.com.

Product Training
Basic training for many Steelcase products can be found on the Steelcase University web site at village.Steelcase.com.

More Information
For more information about these and other software tools to help you plan effective healthcare environments, email fsl@steelcase.com.

Support

Steelcase Capabilities

Steelcase products are distributed, installed, and serviced through a network of more than 600 dealers worldwide. Steelcase is also represented with offices and corporate showrooms in 26 U.S. cities, 4 Canadian cities, and in France, Germany, Great Britain, and Japan. Every Steelcase product meets our exceptionally high standards of quality and durability and comes with the Steelcase assurance of excellence in service.

For ordering or product assistance, please call your local dealer, the Steelcase Solutions Resource Team, or the Steelcase Solutions Fulfillment Team at 1.888.STEELCASE (1.888.783.3522) or send an e-mail to lineone@steelcase.com.

Call the Steelcase Solutions Resource Team prior to placing an order, when working on a bid, or when you need information about product applications and specifications.

Call the Steelcase Solutions Fulfillment Team if you have submitted an order to Steelcase and you need to speak to your Solutions Fulfillment Team Representative about the order. Also call if you have any post-shipment quality concerns or service parts questions.

For warranty information, please go to <http://www.steelcase.com/warranty/>.

Outside the U.S.A., Canada, Mexico, Puerto Rico, and the U.S. Virgin Islands, call 1.616.247.2500.

For information about Steelcase, the name of your nearest Steelcase dealer, or for product literature, call 1.800.333.9939 or visit our website: www.steelcase.com.

Sustainability

At Steelcase, we believe business can be a force for good. We create long-lasting products that are better for people and better for the planet. Our products and operations use life cycle thinking to meet our commitment to reducing climate change. This commitment is reinforced by practices such as designing to minimize global warming and other life cycle impacts, ensuring material health, and enabling end-of-use strategies.

To learn more at a corporate level, visit: www.steelcase.com/discover/steelcase/esg-overview/environmental/ProductEnvironmentalProfiles, which provide key environmental attributes such as recycled content, embodied carbon and recyclability, as well as product certifications can be found by searching for Steelcase at Origin.build.

Understanding and Specifying Tenor

Multipurpose Seating



Statement of Line	6
--------------------------	----------



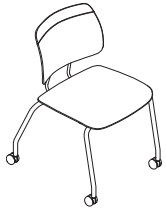
Product Details	
Tenor	8
Dimensions	10



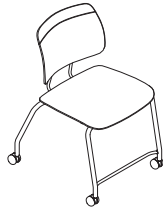
Specifying	
Chairs	11
Stools	15

Statement of Line

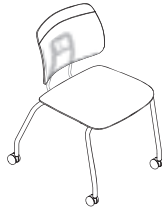
Tenor



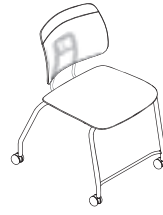
Tenor Chair
Understanding
▶ Page 8
Specifying
▶ Page 11



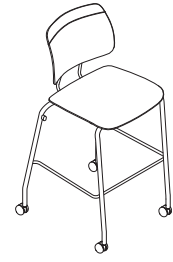
Tenor Chair with Foot Bar
Understanding
▶ Page 8
Specifying
▶ Page 12



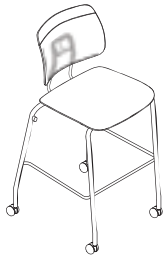
Tenor Chair with Bag Hook
Understanding
▶ Page 8
Specifying
▶ Page 13



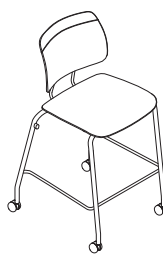
Tenor Chair with Bag Hook and Foot Bar
Understanding
▶ Page 8
Specifying
▶ Page 14



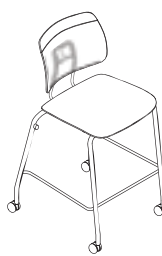
Tenor Stool
Understanding
▶ Page 8
Specifying
▶ Page 15



Tenor Stool with Bag Hook
Understanding
▶ Page 8
Specifying
▶ Page 16



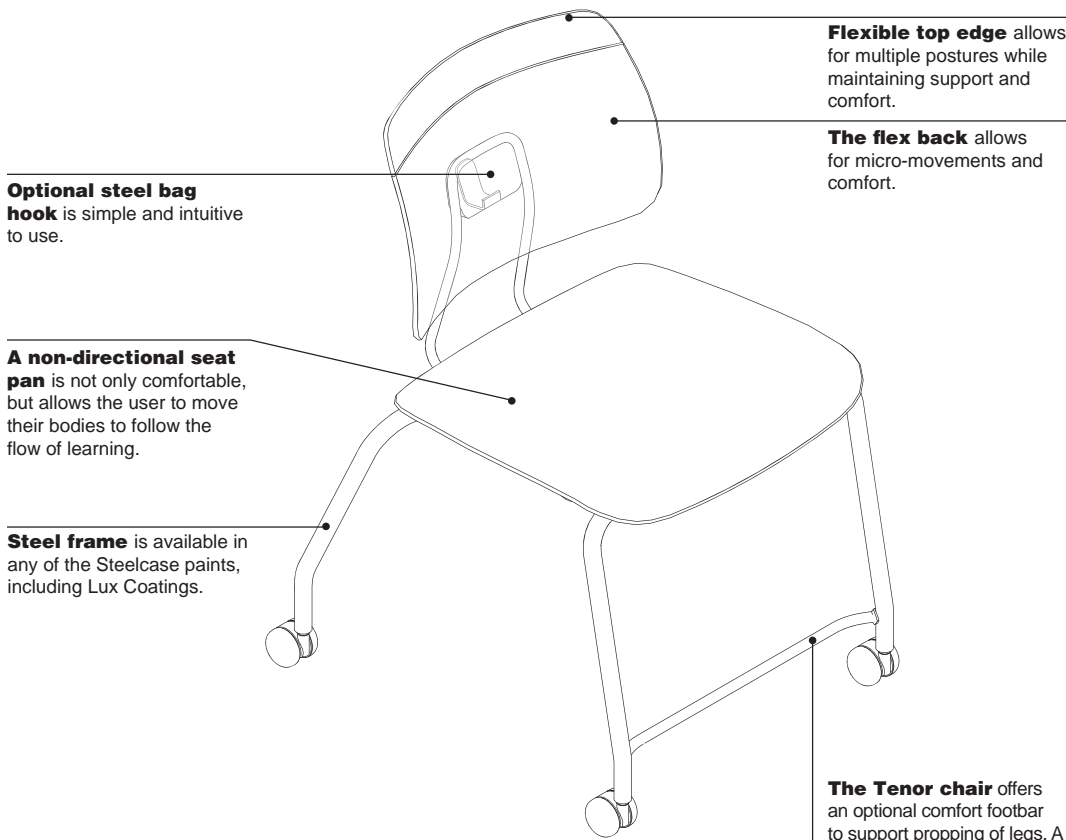
Tenor Perching Stool
Understanding
▶ Page 8
Specifying
▶ Page 17



Tenor Perching Stool with Bag Hook
Understanding
▶ Page 8
Specifying
▶ Page 18

Tenor

Tenor chairs and stools are designed for comfort, mobility, stackability, and tailorability. Everything you need in multipurpose seating and perfectly suited for any learning or corporate environment.



Optional steel bag hook is simple and intuitive to use.

A non-directional seat pan is not only comfortable, but allows the user to move their bodies to follow the flow of learning.


Steel frame is available in any of the Steelcase paints, including Lux Coatings.

Flexible top edge allows for multiple postures while maintaining support and comfort.

The flex back allows for micro-movements and comfort.

The Tenor chair offers an optional comfort footbar to support propping of legs. A footbar is standard on Tenor stools.

Product Details



Tenor chairs and stools come in a four-leg stacking base and are available with hard nylon glides, hard steel glides, soft felt glides, hard casters, and soft casters. Chairs stack six high. Stools stack two-high.

Tenor is designed as a wall-saver, it will not cause damage to walls if contact is made.

Tenor ships fully assembled.

Tenor chair is 18.1–19.5 pounds depending on options chosen.

Tenor chairs are tested to 400 pounds maximum weight capacity.

Tenor stools are tested to 300 pounds maximum weight capacity.

Tenor has a finished bottom cover without any pinch points and bumpers for stacking.

Warranty

Limited Lifetime Warranty.

Surface Materials

▶ See surface materials on page 520 for specific availability or refer to the *Surface Materials Reference Manual* for further information.

Back and Seat Shell

Price Group 1

- Plastic
- 6009 Arctic White
- 6059 Sterling Dark Solid
- 6205 Black
- 6249 Platinum Solid
- 6335 Wasabi
- 6336 Jazz
- 6338 Chili
- 6527 Merle

Price Group 2

- Plastic
 - 6BD2 Peacock
 - 6BD5 Honey
 - 6BD6 Lagoon
 - 6BD7 Saffron
 - 6BE5 Olivine
 - 6BE6 Sea Salt
- Tip: Bottom cover and top edge will default to coordinate with finish of seat and back shell.*

Frame

- Paint
- Accessory paint
- Accent paint
- PerfectMatch paint
- Lux Coatings

Casters

- Black

Glides

- Steel
- Black nylon
- Gray felt

Programs & Services

▶ See the *Surface Materials Reference Manual* for further detail about programs and services offered for seating.

Dimensions

▶ Page 10

Resources

▶ www.steelcase.com/products/classroom-chairs/tenor/

Dimensions

Tenor

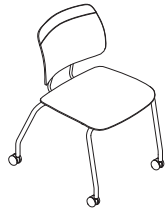
• Features	• Overall Depth	Seat Width	Seat Height from Floor	• Overall-Height
------------	-----------------	------------	------------------------	------------------

Tenor

Multipurpose Seating

Tenor Chair	21 ³ / ₄ "	17 ⁵ / ₈ "	18"	32"
Tenor Stool	21 ³ / ₄ "	17 ⁵ / ₈ "	29"	43"
Tenor Perching Stool	21 ³ / ₄ "	17 ⁵ / ₈ "	26"	40"
:	:	:	:	:

Tenor Chair



Tip: Tenor chairs can stack six high on the floor.

Tip: Soft felt glides are for use on non-carpeted floors. Black soft casters are for use on hard floors.

Tip: Tenor is designed as a wall-saver, it will not cause damage to walls if contact is made.

Standard Includes		Required to Specify
<ul style="list-style-type: none"> ▶ Need help? Product details, page 8 	<ul style="list-style-type: none"> • Seat and back: plastic price group 1 • Steel frame: paint price group 1 • Standard hard casters: black • Ships fully assembled 	<ol style="list-style-type: none"> 1 Style number 2 Plastic color number for back and seat shell 3 Paint color number for frame 4 Options, if selected (see below) <ul style="list-style-type: none"> ▶ See <i>Surface Materials</i>, page 520.

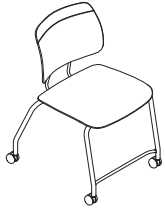
Options	U.S. Price	Required to Specify
Surface Materials <ul style="list-style-type: none"> • Plastic on back and seat shell 	<ul style="list-style-type: none"> • Plastic price group 1 No cost • Plastic price group 2 +\$ 62 	<ul style="list-style-type: none"> Specify plastic color number. Specify plastic color number.
<ul style="list-style-type: none"> • Paint on frame 	<ul style="list-style-type: none"> • Paint price group 1 No cost • Paint price group 2 +\$ 80 • Paint price group 3 +\$109 	<ul style="list-style-type: none"> Specify paint color number. Specify paint color number. Specify paint color number.
Glides and Casters <ul style="list-style-type: none"> • Black nylon glides • Steel glides • Soft felt glides • Black soft casters 	<ul style="list-style-type: none"> • Black nylon glides No cost • Steel glides No cost • Soft felt glides +\$ 7 • Black soft casters +\$ 38 	<ul style="list-style-type: none"> Specify with <i>nylon glides</i>. Specify with <i>steel glides</i>. Specify with <i>soft felt glides</i>. Specify with <i>black soft casters</i>.

Specification Information				
Dimensions			Style Number	U.S. Base Price
D	W	H		
17½"	17¾"	18"	SLC0	\$463

 **For Canadian Pricing**
 Multiply U.S. Price by the Canadian price factor.
 ▶ See page 1 for details.

Tenor Chair

with Foot Bar



Tip: Tenor chairs can stack six high on the floor.

Tip: Soft felt glides are for use on non-carpeted floors. Black soft casters are for use on hard floors.

Tip: Tenor is designed as a wall-saver, it will not cause damage to walls if contact is made.

Standard Includes		Required to Specify
<ul style="list-style-type: none"> ▶ Need help? Product details, page 8 	<ul style="list-style-type: none"> • Seat and back: plastic price group 1 • Steel frame: paint price group 1 • Standard hard casters: black • Foot bar • Ships fully assembled 	<ol style="list-style-type: none"> 1 Style number 2 Plastic color number for back and seat shell 3 Paint color number for frame 4 Options, if selected (see below) <ul style="list-style-type: none"> ▶ See <i>Surface Materials</i>, page 520.

Options	U.S. Price	Required to Specify
Surface Materials	Plastic on back and seat shell <ul style="list-style-type: none"> • Plastic price group 1 No cost • Plastic price group 2 +\$ 62 	Specify plastic color number. Specify plastic color number.
	Paint on frame <ul style="list-style-type: none"> • Paint price group 1 No cost • Paint price group 2 +\$ 80 • Paint price group 3 +\$109 	Specify paint color number. Specify paint color number. Specify paint color number.
Glides and Casters	<ul style="list-style-type: none"> • Black nylon glides No cost • Steel glides No cost • Soft felt glides +\$ 7 • Black soft casters +\$ 38 	Specify with <i>nylon glides</i> . Specify with <i>steel glides</i> . Specify with <i>soft felt glides</i> . Specify with <i>black soft casters</i> .

Specification Information				
Dimensions			Style Number	U.S. Base Price
D	W	H		
17½"	17¾"	18"	SLCF	\$475



For Canadian Pricing
 Multiply U.S. Price by the Canadian price factor.
 ▶ See page 1 for details.

Tenor Chair

with Bag Hook



Tip: Tenor chairs can stack six high on the floor.

Tip: Soft felt glides are for use on non-carpeted floors. Black soft casters are for use on hard floors.

Tip: Tenor is designed as a wall-saver, it will not cause damage to walls if contact is made.

Standard Includes		Required to Specify
<ul style="list-style-type: none"> ▶ Need help? Product details, page 8 	<ul style="list-style-type: none"> • Seat and back: plastic price group 1 • Steel frame: paint price group 1 • Standard hard casters: black • Bag hook • Ships fully assembled 	<ol style="list-style-type: none"> 1 Style number 2 Plastic color number for back and seat shell 3 Paint color number for frame 4 Options, if selected (see below) <p>▶ See <i>Surface Materials</i>, page 520.</p>

Options	U.S. Price	Required to Specify
Surface Materials <ul style="list-style-type: none"> • Plastic price group 1 • Plastic price group 2 	Plastic on back and seat shell <ul style="list-style-type: none"> No cost +\$ 62 	<ul style="list-style-type: none"> Specify plastic color number. Specify plastic color number.
Glides and Casters <ul style="list-style-type: none"> • Black nylon glides • Steel glides • Soft felt glides • Black soft casters 	<ul style="list-style-type: none"> No cost No cost +\$ 7 +\$ 38 	<ul style="list-style-type: none"> Specify with <i>nylon glides</i>. Specify with <i>steel glides</i>. Specify with <i>soft felt glides</i>. Specify with <i>black soft casters</i>.
Paint on frame <ul style="list-style-type: none"> • Paint price group 1 • Paint price group 2 • Paint price group 3 	<ul style="list-style-type: none"> No cost +\$ 80 +\$109 	<ul style="list-style-type: none"> Specify paint color number. Specify paint color number. Specify paint color number.

Specification Information				
Dimensions			Style Number	U.S. Base Price
D	W	H		
17½"	17¾"	18"	SLCH	\$484

 **For Canadian Pricing**
 Multiply U.S. Price by the Canadian price factor.
 ▶ See page 1 for details.

Tenor Chair

with Bag Hook and Foot Bar



Tip: Tenor chairs can stack six high on the floor.

Tip: Soft felt glides are for use on non-carpeted floors. Black soft casters are for use on hard floors.

Tip: Tenor is designed as a wall-saver, it will not cause damage to walls if contact is made.

Standard Includes		Required to Specify
<ul style="list-style-type: none"> ▶ Need help? Product details, page 8 	<ul style="list-style-type: none"> • Seat and back: plastic price group 1 • Steel frame: paint price group 1 • Standard hard casters: black • Bag hook • Foot bar • Ships fully assembled 	<ol style="list-style-type: none"> 1 Style number 2 Plastic color number for back and seat shell 3 Paint color number for frame 4 Options, if selected (see below) <ul style="list-style-type: none"> ▶ See <i>Surface Materials</i>, page 520.

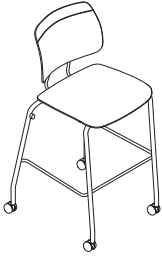
Options	U.S. Price	Required to Specify
Surface Materials <ul style="list-style-type: none"> • Plastic on back and seat shell 	<ul style="list-style-type: none"> • Plastic price group 1 No cost • Plastic price group 2 +\$ 62 	<ul style="list-style-type: none"> Specify plastic color number. Specify plastic color number.
<ul style="list-style-type: none"> • Paint on frame 	<ul style="list-style-type: none"> • Paint price group 1 No cost • Paint price group 2 +\$ 80 • Paint price group 3 +\$109 	<ul style="list-style-type: none"> Specify paint color number. Specify paint color number. Specify paint color number.
Glides and Casters <ul style="list-style-type: none"> • Black nylon glides • Steel glides • Soft felt glides • Black soft casters 	<ul style="list-style-type: none"> • Black nylon glides No cost • Steel glides No cost • Soft felt glides +\$ 7 • Black soft casters +\$ 38 	<ul style="list-style-type: none"> Specify with <i>nylon glides</i>. Specify with <i>steel glides</i>. Specify with <i>soft felt glides</i>. Specify with <i>black soft casters</i>.

Specification Information				
Dimensions			Style Number	U.S. Base Price
D	W	H		
17½"	17¾"	18"	SLCFH	\$496



For Canadian Pricing
 Multiply U.S. Price by the Canadian price factor.
 ▶ See page 1 for details.

Tenor Stool



Tip: Tenor stools can stack two high on the floor.

Tip: Soft felt glides are for use on non-carpeted floors. Black soft casters are for use on hard floors.

Tip: Tenor is designed as a wall-saver, meaning it will not cause damage to walls if contact is made.

Standard Includes		Required to Specify
<ul style="list-style-type: none"> ▶ Need help? Product details, page 8 	<ul style="list-style-type: none"> • Seat and back: plastic price group 1 • Steel frame: paint price group 1 • Standard hard casters: black • Ships fully assembled 	<ol style="list-style-type: none"> 1 Style number 2 Plastic color number for back and seat shell 3 Paint color number for frame 4 Options, if selected (see below) <p>▶ See <i>Surface Materials</i>, page 520.</p>

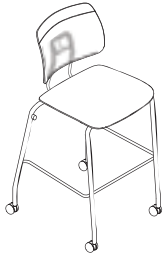
Options	U.S. Price	Required to Specify
Surface Materials	Plastic on back and seat shell	
<ul style="list-style-type: none"> • Plastic price group 1 • Plastic price group 2 	<p>No cost</p> <p>+\$ 62</p>	<p>Specify plastic color number.</p> <p>Specify plastic color number.</p>
	Paint on frame	
<ul style="list-style-type: none"> • Paint price group 1 • Paint price group 2 • Paint price group 3 	<p>No cost</p> <p>+\$ 80</p> <p>+\$109</p>	<p>Specify paint color number.</p> <p>Specify paint color number.</p> <p>Specify paint color number.</p>
Glides and Casters		
<ul style="list-style-type: none"> • Black nylon glides • Steel glides • Soft felt glides • Black soft casters 	<p>No cost</p> <p>No cost</p> <p>+\$ 7</p> <p>+\$ 38</p>	<p>Specify with <i>nylon glides</i>.</p> <p>Specify with <i>steel glides</i>.</p> <p>Specify with <i>soft felt glides</i>.</p> <p>Specify with <i>black soft casters</i>.</p>
Related Products	<ul style="list-style-type: none"> • Tenor chair 	▶ Page 11.

Specification Information				
Dimensions			Style Number	U.S. Base Price
D	W	H		
17½"	17⅝"	29"	SLSB	\$704

 **For Canadian Pricing**
 Multiply U.S. Price by the Canadian price factor.
 ▶ See page 1 for details.

Tenor Stool

with Bag Hook



Tip: Tenor stools can stack two high on the floor.

Tip: Soft felt glides are for use on non-carpeted floors. Black soft casters are for use on hard floors.

Tip: Tenor is designed as a wall-saver, meaning it will not cause damage to walls if contact is made.

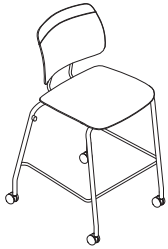
Standard Includes		Required to Specify
<ul style="list-style-type: none"> ▶ Need help? Product details, page 8 	<ul style="list-style-type: none"> • Seat and back: plastic price group 1 • Steel frame: paint price group 1 • Standard hard casters: black • Ships fully assembled 	<ol style="list-style-type: none"> 1 Style number 2 Plastic color number for back and seat shell 3 Paint color number for frame 4 Options, if selected (see below) <ul style="list-style-type: none"> ▶ See <i>Surface Materials</i>, page 520.

Options	U.S. Price	Required to Specify
Surface Materials	Plastic on back and seat shell	
	<ul style="list-style-type: none"> • Plastic price group 1 • Plastic price group 2 	No cost +\$ 62
	Paint on frame	
	<ul style="list-style-type: none"> • Paint price group 1 • Paint price group 2 • Paint price group 3 	No cost +\$ 80 +\$109
Glides and Casters	<ul style="list-style-type: none"> • Black nylon glides • Steel glides • Soft felt glides • Black soft casters 	No cost No cost +\$ 7 +\$ 38
Related Products	<ul style="list-style-type: none"> • Tenor chair 	▶ Page 11.

Specification Information				
Dimensions			Style Number	U.S. Base Price
D	W	H		
17½"	17⅝"	29"	SLSBH	\$725

 **For Canadian Pricing**
 Multiply U.S. Price by the Canadian price factor.
 ▶ See page 1 for details.

Tenor Perching Stool



Tip: Tenor stools can stack two high on the floor.

Tip: Soft felt glides are for use on non-carpeted floors. Black soft casters are for use on hard floors.

Tip: Tenor is designed as a wall-saver, meaning it will not cause damage to walls if contact is made.

Standard Includes		Required to Specify
<ul style="list-style-type: none"> ▶ Need help? Product details, page 8 	<ul style="list-style-type: none"> • Seat and back: plastic price group 1 • Steel frame: paint price group 1 • Standard hard casters: black • Ships fully assembled 	<ol style="list-style-type: none"> 1 Style number 2 Plastic color number for back and seat shell 3 Paint color number for frame 4 Options, if selected (see below) <p>▶ See <i>Surface Materials</i>, page 520.</p>

Options	U.S. Price	Required to Specify
Surface Materials <ul style="list-style-type: none"> • Plastic on back and seat shell 	<ul style="list-style-type: none"> • Plastic price group 1: No cost • Plastic price group 2: +\$ 62 	<ul style="list-style-type: none"> Specify plastic color number. Specify plastic color number.
<ul style="list-style-type: none"> • Paint on frame 	<ul style="list-style-type: none"> • Paint price group 1: No cost • Paint price group 2: +\$ 80 • Paint price group 3: +\$109 	<ul style="list-style-type: none"> Specify paint color number. Specify paint color number. Specify paint color number.
Glides and Casters <ul style="list-style-type: none"> • Black nylon glides • Steel glides • Soft felt glides • Black soft casters 	<ul style="list-style-type: none"> • Black nylon glides: No cost • Steel glides: No cost • Soft felt glides: +\$ 7 • Black soft casters: +\$ 38 	<ul style="list-style-type: none"> Specify with <i>nylon glides</i>. Specify with <i>steel glides</i>. Specify with <i>soft felt glides</i>. Specify with <i>black soft casters</i>.

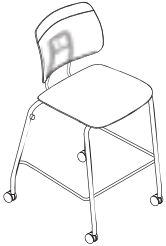
Related Products <ul style="list-style-type: none"> • Tenor chair 	▶ Page 11.
---	------------

Specification Information				
Dimensions			Style Number	U.S. Base Price
D	W	H		
17½"	17⅝"	26"	SLSC	\$686

 **For Canadian Pricing**
 Multiply U.S. Price by the Canadian price factor.
 ▶ See page 1 for details.

Tenor Perching Stool

with Bag Hook



Tip: Tenor stools can stack two high on the floor.

Tip: Soft felt glides are for use on non-carpeted floors. Black soft casters are for use on hard floors.

Tip: Tenor is designed as a wall-saver, meaning it will not cause damage to walls if contact is made.

Standard Includes		Required to Specify
<ul style="list-style-type: none"> ▶ Need help? Product details, page 8 	<ul style="list-style-type: none"> • Seat and back: plastic price group 1 • Steel frame: paint price group 1 • Standard hard casters: black • Ships fully assembled 	<ol style="list-style-type: none"> 1 Style number 2 Plastic color number for back and seat shell 3 Paint color number for frame 4 Options, if selected (see below) <ul style="list-style-type: none"> ▶ See <i>Surface Materials</i>, page 520.

Options	U.S. Price	Required to Specify
Surface Materials	Plastic on back and seat shell <ul style="list-style-type: none"> • Plastic price group 1 No cost • Plastic price group 2 +\$ 62 	Specify plastic color number. Specify plastic color number.
	Paint on frame <ul style="list-style-type: none"> • Paint price group 1 No cost • Paint price group 2 +\$ 80 • Paint price group 3 +\$109 	Specify paint color number. Specify paint color number. Specify paint color number.
Glides and Casters	<ul style="list-style-type: none"> • Black nylon glides No cost • Steel glides No cost • Soft felt glides +\$ 7 • Black soft casters +\$ 38 	Specify with <i>nylon glides</i> . Specify with <i>steel glides</i> . Specify with <i>soft felt glides</i> . Specify with <i>black soft casters</i> .

Related Products	<ul style="list-style-type: none"> • Tenor chair 	<ul style="list-style-type: none"> ▶ Page 11.
-------------------------	---	--

Specification Information				
• Dimensions			• Style Number	• U.S. Base Price
D	W	H		
17½"	17⅝"	26"	SLSCH	\$707



For Canadian Pricing

Multiply U.S. Price by the Canadian price factor.

▶ See page 1 for details.

Understanding and Specifying Node 480 Series Chairs



Statement of Line	20
--------------------------	-----------



Product Details	
Node 480 Series	22
Dimensions	26



Specifying	
High-Back Chairs	30
Mid-Back Chairs	34
High-Back Stool	38
Mid-Back Stool	39
X Base Chairs	40
X Base Stools	41
Wood Base Chairs	42

Statement of Line

Node 480 Series

Node 480 Series

Understanding
▶ Page 22
Specifying
▶ Pages 30–42



Mid-Back Chair




Mid-Back Chair with
Personal Workspace



Mid-Back Chair with
Swivel-Base



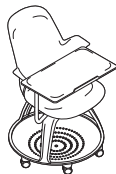
Mid-Back Chair with
Swivel-Base and Personal
Workspace



Mid-Back Stool with
Swivel-Base



High-Back
Chair



High-Back Chair with
Personal Workspace



High-Back Chair
with Swivel-Base



High-Back Chair with
Swivel-Base and Personal
Workspace



High-Back Chair with
Swivel-Base and
ShareSurface



Mid-Back Chair
with X Base



High-Back Chair
with X Base



Mid-Back Stool
with X Base



High-Back Stool
with X Base



Mid-Back Chair
with Wood Base



High-Back Chair
with Wood Base

Node 480 Series

The **Node chair** supports all the ways students learn. Designed for quick, easy transitions in the classroom, and multiple modes of learning across the campus. The Node family of seating is a natural fit within and beyond the classroom.

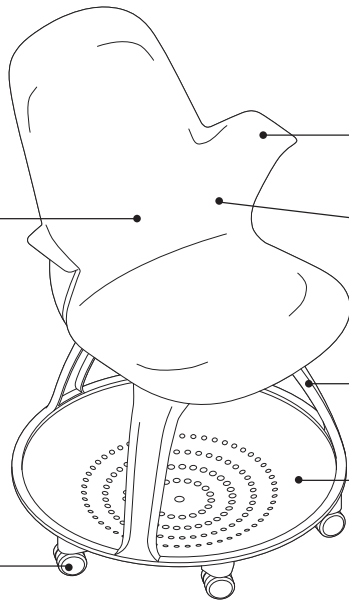
Designed for easy maintenance and cleaning, the one piece polypropylene contoured shell is available in high back and mid back. Seat cushion is available.

Casters have hard, dual wheels that roll smoothly on carpets. Soft dual-wheel casters are available for use on hard floors.

Tip: Do not roll the chair across asphalt during installation as this may damage the casters.

Personal worksurface moves independently of seat shell and base.

Personal worksurface is depth adjustable for large and small users and allows for ingress/egress.

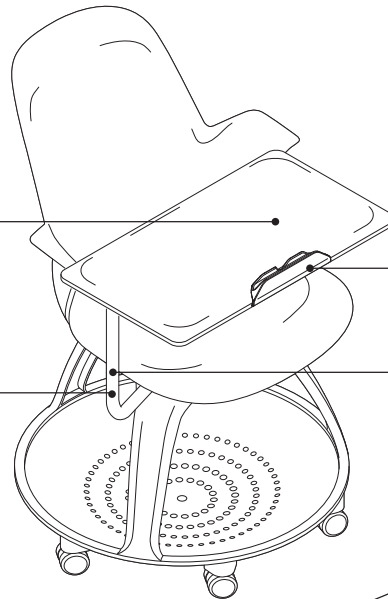


Arms are designed to support arms, side-sitting postures, and serve as a backpack hook.

Flexible and contoured seat shell supports the back and provides comfort.

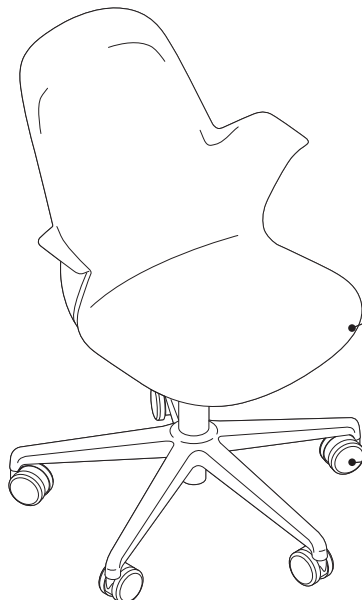
360°-swivel mechanism is standard.

Tripod base is durable with a flat footrest rim and backpack storage. The bottom surface is perforated.



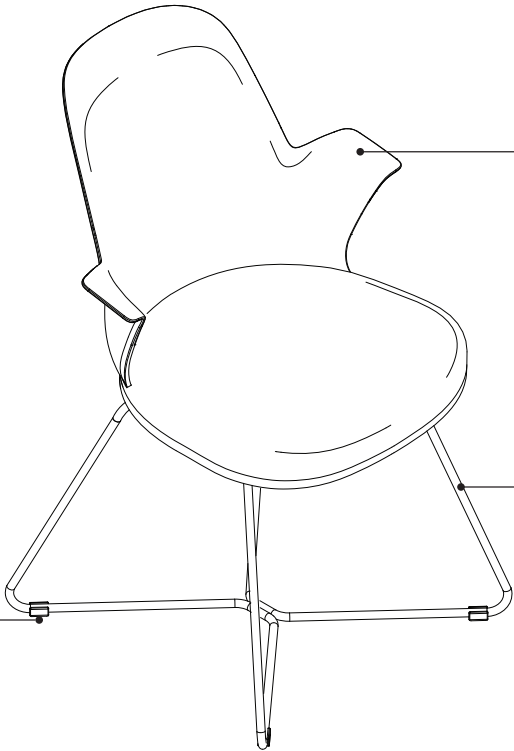
Tablet stand is available on all personal worksurfaces and supports tablets and smart phones.

Personal worksurface is mounted on the right but appropriate for both right- and left-hand users.



Seat height adjusts with a 5¼" range with a pneumatic adjustment mechanisms on five-arm base chairs. Chairs with a personal worksurface adjust with a 4" range. Stools have a 8½" range. A 7½" range is available as an option.


Hard, dual wheel casters are standard for use on carpets. Soft, dark grey treaded, dual-wheel roll-control casters are available for use on hard floors or mats.



Both high back and mid back shell styles available with wire frame base. Seat cushion available.

Durable steel wire frame is lightweight and tailored in many paint colors.

Hard glides are standard. Soft, felt glides are available as an option.



Both high back and mid back shell styles available with wood frame base. Seat cushion available.

The metal leg bracket can be customized in many paint colors.

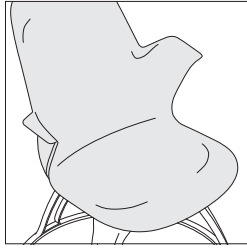
Wood legs are solid wood with polyethylene glide.

Node 480 Series, continued

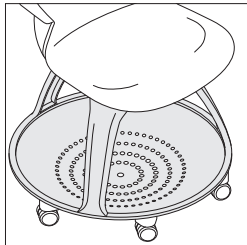
Product Details



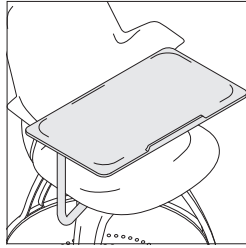
Chairs and stools are available with high-back and mid-back shells. Tripod base and five-arm base chairs are available with and without personal worksurface. Five-arm stools are also available (no worksurface). X-base is available in chair and stool height. Wood base is only available in chair height.



Flexing seat shell and arms promotes movement and supports multiple postures. Integrated arms support user's arms, side posture, and act as a backpack hook.



Tripod base reclaims the space under the seat. The space is 1.7 cu/ft. and allows for backpacks or personal belongings to be stored, and serves as a footrest.



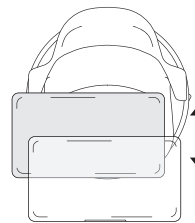
Personal worksurface is mounted on user's right, and designed to accommodate left- and right-handed users. It is 12"D x 22¹/₄"W and features a safety stop to help prevent belongings and laptops from easily sliding off back edge. It is designed to be level when in use and may appear to have a slight upward angle when not in use.

Node tripod and five-arm base chairs ship unassembled and cartoned with the seat shell separated from the base. No tools required for assembly. Node X base and wood base ship fully assembled.

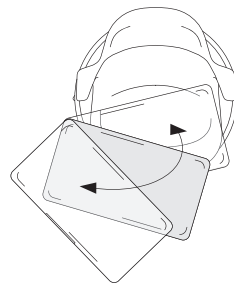
Adjustment Features

360° fixed height swivel mechanism on tripod base models allows students to remain oriented to instructor, presentation materials, and other students.

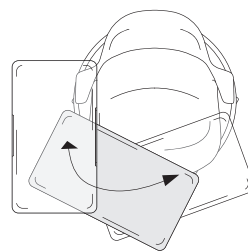
360° adjustable height swivel mechanism is standard on five-arm base models.



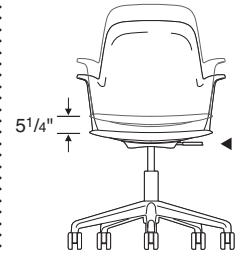
Personal worksurface depth adjustment range is 7¹/₄" to 15". Measurement is from lumbar to worksurface.



Personal worksurface pivot range is 48°.

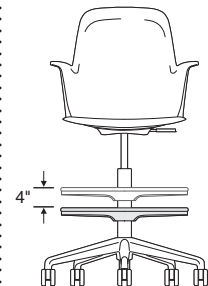


Personal worksurface center pivot is 100°. The center pivot range is measured from the closest position to the furthest position from the user.



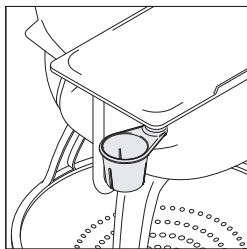
Seat height adjusts pneumatically. To lower, pull lever up while seated. To raise, pull lever up and keep your weight off the chair. Range of adjustability is 5¹/₄" from 16"H to 21³/₁₆"H, a 3³/₄" range (17¹/₈"H to 20³/₄"H) is available on chairs with a worksurface. Stools are standard with an 8¹/₂" range of adjustability (23¹/₁₆"H to 31³/₈"H). A 7¹/₂" range of adjustability (18¹/₂"H to 26⁷/₁₆"H) is available as an option.

Glides are available as an option. Glides ship assembled on the chair or stool and maintain same height as casters.

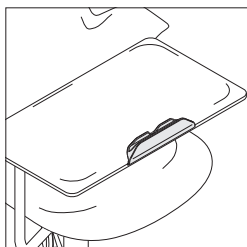


Foot ring height on stools adjusts by first lifting ring and rotating it counter-clockwise to unlock. Then raise or lower ring up to 4" to desired position before rotating it clockwise to lock. The foot ring has a diameter of 20".

Soft, dual-wheel roll-control casters for hard floors are available on five-arm base chairs and stools only.



Cup holder is available as an option on Node chairs with personal worksurfaces. It is retractable under the worksurface when not in use.



Tablet stand is available on Node chairs with personal worksurfaces. The stand supports tablets and smart phones in both portrait and landscape positions, making content easy to view and freeing up space on the worksurface for other materials. It can be field or factory installed.

Tip: Devices are not secure in tablet stand when Node is moved.

Surface Materials

► See surface materials on page 520 for specific availability or refer to the *Surface Materials Reference Manual* for further information.

Seat Shell

Price Group 1

- Plastic
- 6009 Arctic White
- 6059 Sterling Dark Solid
- 6205 Black
- 6249 Platinum Solid
- 6335 Wasabi
- 6336 Jazz
- 6337 Element
- 6338 Chili
- 6527 Merle

Price Group 2

- Signature plastic
- 6BD1 Aubergine
- 6BD2 Peacock
- 6BD3 Jungle
- 6BD5 Honey
- 6BD6 Lagoon
- 6BD7 Saffron
- 6BE5 Olivine
- 6BE6 Sea Salt

Tripod Base

- 6249 Platinum Solid
- 6295 Near Black

Five-arm Base

- 6205 Black
- 6249 Platinum Solid

X Base

- Paint
- Accent paint
- PerfectMatch paint
- Lux Coatings

Wood Base

- Base
- V1AC Natural Cherry
- V1AM Clear Maple
- V1CC Medium Amber Cherry
- V1EW Dark Walnut

Bracket

- Paint
- Accent paint
- PerfectMatch paint

Personal Worksurface

- 6053 Seagull
- 6249 Platinum Solid
- 6295 Near Black

Paint for Metal

- 0835 Black
- 4799 Platinum

Casters

- Black

Glides

- Black plastic (five-arm base)
- Sterling Dark Solid (tripod base)
- Hard, clear (X base)
- Polyethylene (wood base)

Cup Holder

- Sterling Dark Solid

Tablet Stand

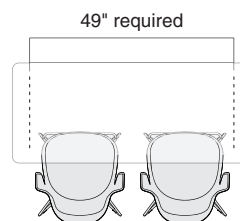
- Sterling Dark Solid

Seat Cushion

- Upholstery
- Leather
- Elmosoft Leather
- Select Surface Leather
- COM (Customer's Own Material)
- COL (Customer's Own Leather)

Dimensions

► Page 26



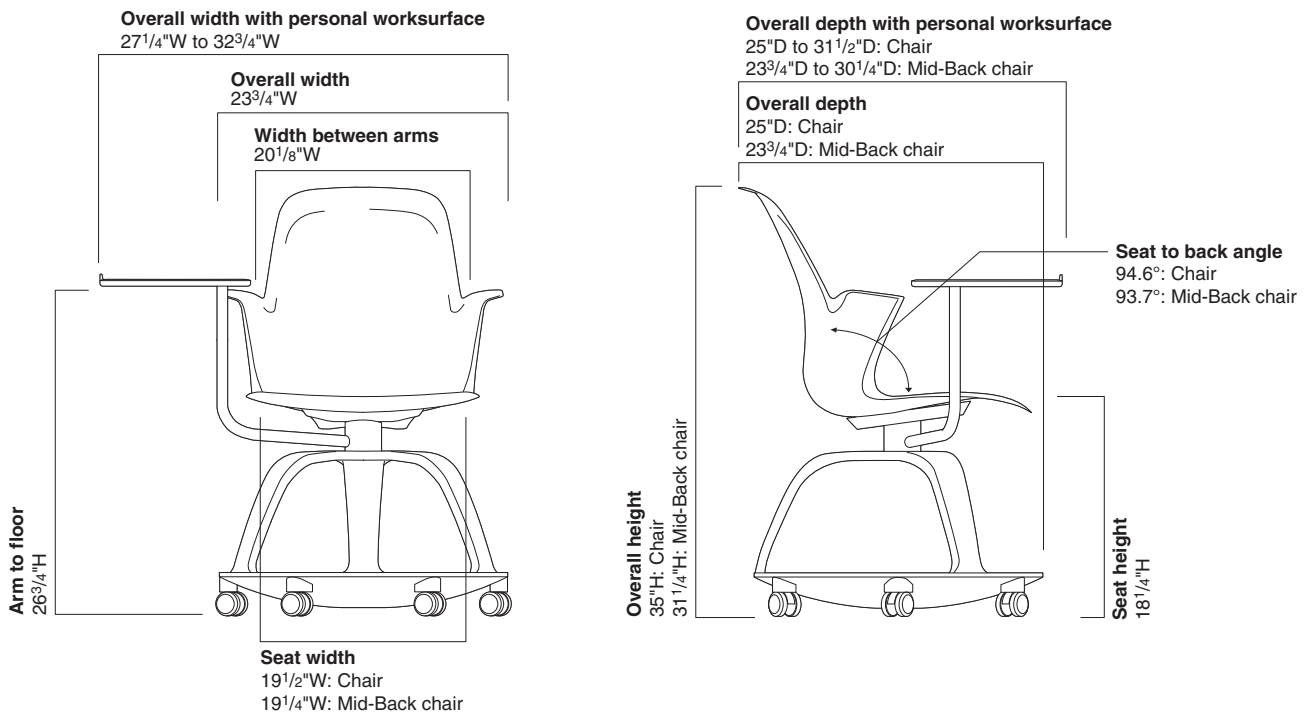
The backpack storage area and overall chair width require 23³/₄" of continuous floor space when used with tables. The minimum distance between table bases is 49" to allow two chairs to be pushed under the worksurface. This does not apply to five-arm base models.

Dimensions

Node 480 Series

Features	Overall Depth	Width	Height	Seat Depth	Seat Width	Seat Height from Floor	Width Between Arms	Arm to Floor
Node 480 Series								
Tripod Base High-Back Chair	25"	23 ³ / ₄ "	35"	16 ¹ / ₂ "	19 ¹ / ₂ "	18 ¹ / ₄ "	20 ¹ / ₈ "	26 ³ / ₄ "
Five-Arm Base High-Back Chair	24 ³ / ₄ "	25 ³ / ₄ "	32 ⁵ / ₈ " to 37 ³ / ₄ "	16 ¹ / ₂ "	19 ¹ / ₂ "	15 ⁵ / ₈ " to 20 ³ / ₄ "	20 ¹ / ₈ "	24 ¹ / ₈ " to 29 ¹ / ₄ "
Tripod Base Mid-Back Chair	23 ³ / ₄ "	23 ³ / ₄ "	31 ¹ / ₄ "	15 ¹ / ₂ "	19 ¹ / ₄ "	18 ¹ / ₄ "	20 ¹ / ₈ "	26 ³ / ₄ "
Five-Arm Base Mid-Back Chair	23 ¹ / ₂ "	25 ³ / ₄ "	28 ⁷ / ₈ " to 34"	15 ¹ / ₂ "	19 ¹ / ₄ "	15 ⁵ / ₈ " to 20 ³ / ₄ "	20 ¹ / ₈ "	24 ¹ / ₈ " to 29 ¹ / ₄ "
Five-Arm Base Stool	24 ³ / ₄ "	25 ³ / ₄ "	40 ⁷ / ₈ " to 48 ¹ / ₄ "	16 ¹ / ₂ "	19 ¹ / ₂ "	23 ⁵ / ₈ " to 31 ³ / ₈ "	20 ¹ / ₈ "	27" to 35"
Five-Arm Base Mid-Back Stool	23 ¹ / ₂ "	25 ³ / ₄ "	37 ¹ / ₈ " to 44 ¹ / ₂ "	15 ¹ / ₂ "	19 ¹ / ₄ "	23 ⁵ / ₈ " to 31 ³ / ₈ "	20 ¹ / ₈ "	27" to 35"

*Personal worksurface height from floor on tripod base chairs is 28¹/₂".
 *Personal worksurface height from floor on five-arm base chairs is 27³/₁₆" to 30¹³/₁₆".
 *Personal worksurface measures 22¹/₂"W x 12"D and has a depth adjustment range of 7¹/₄" to 15".



• Angle
• Between
• Seat and
• Back

Tripod Base High-Back Chair

94.6°

Five-Arm Base High-Back Chair

94.6°

Tripod Base Mid-Back Chair

93.7°

Five-Arm Base Mid-Back Chair

93.7°

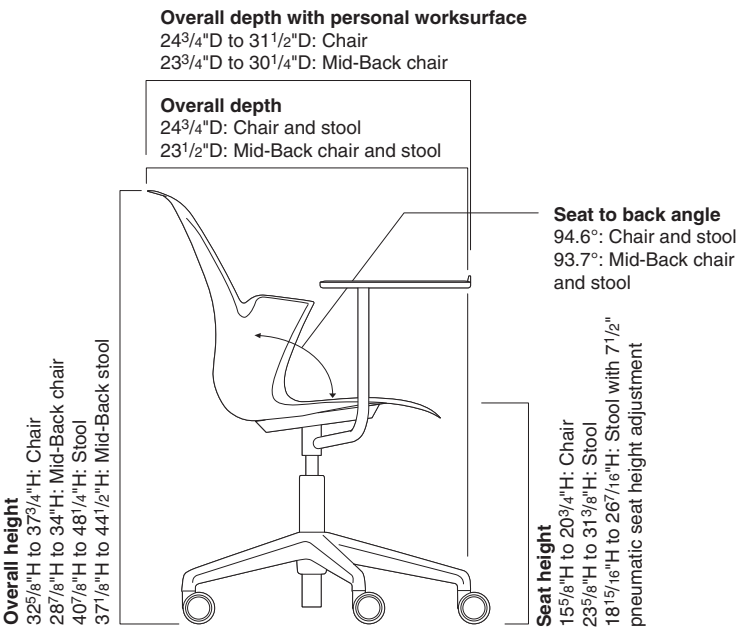
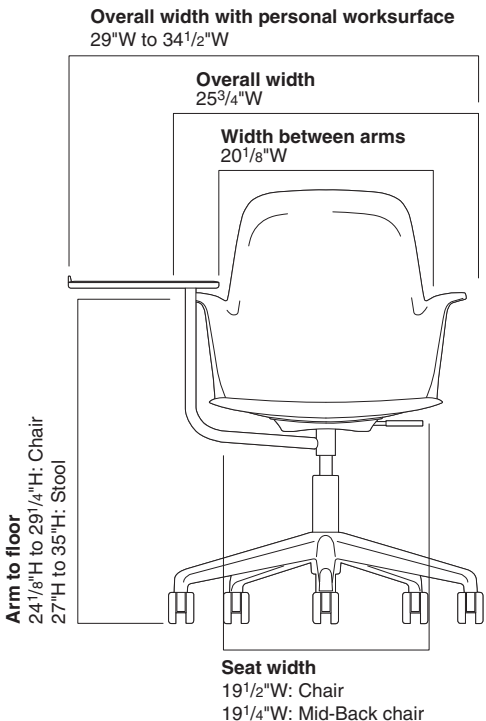
Five-Arm Base Stool

94.6°

Five-Arm Base Mid-Back Stool

93.7°

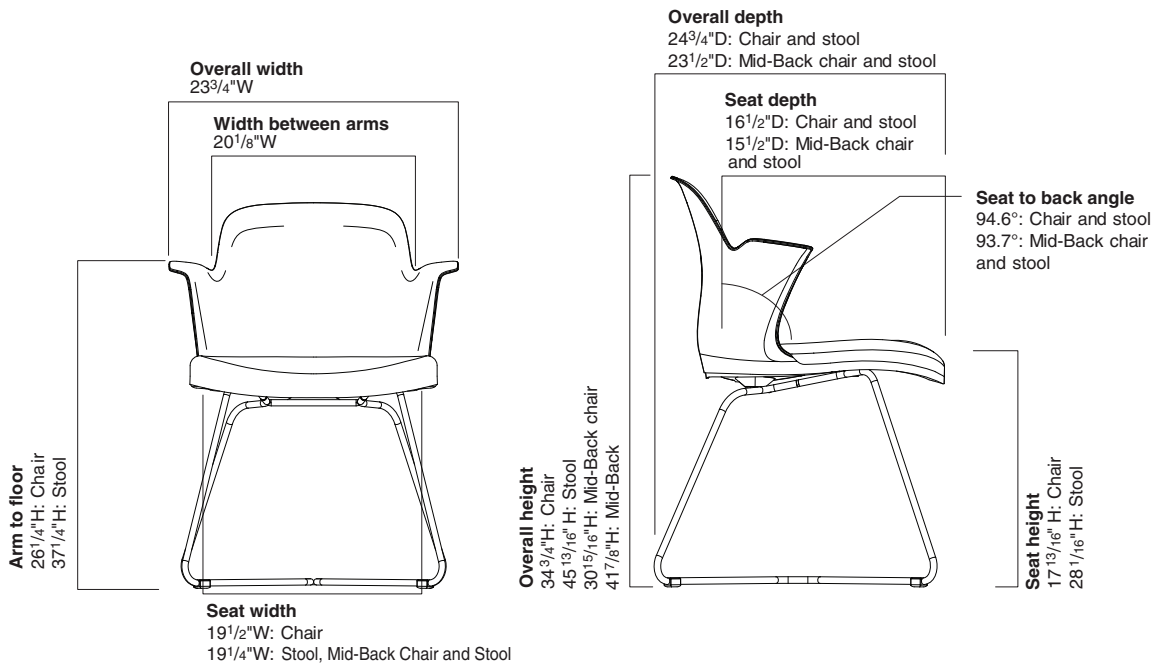
.



Dimensions, Node 480 Series, continued

Features	Overall Depth	Width	Height	Seat Depth	Seat Width	Seat Height from Floor	Width Between Arms	Arm to Floor
Node 480 Series, continued								
Node X Base Chair								
	24 ³ / ₄ "	23 ³ / ₄ "	34 ³ / ₄ "	16 ¹ / ₂ "	19 ¹ / ₂ "	17 ¹³ / ₁₆ "	20 ¹ / ₈ "	26 ¹ / ₄ "
Node X Base Stool								
	24 ³ / ₄ "	23 ³ / ₄ "	45 ¹³ / ₁₆ "	16 ¹ / ₂ "	19 ¹ / ₄ "	28 ¹ / ₁₆ "	20 ¹ / ₈ "	37 ¹ / ₄ "
Node X Base Mid-Back								
	23 ¹ / ₂ "	23 ³ / ₄ "	30 ¹⁵ / ₁₆ "	15 ¹ / ₂ "	19 ¹ / ₄ "	17 ¹³ / ₁₆ "	20 ¹ / ₈ "	26 ¹ / ₄ "
Node X Base Mid-Back Stool								
	23 ¹ / ₂ "	23 ³ / ₄ "	41 ⁷ / ₈ "	15 ¹ / ₂ "	19 ¹ / ₄ "	28 ¹ / ₁₆ "	20 ¹ / ₈ "	37 ¹ / ₄ "
Node Wood Base Chair								
	24 ³ / ₄ "	23 ³ / ₄ "	34 ⁷ / ₈ "	16 ¹ / ₂ "	19 ¹ / ₂ "	18 ¹ / ₈ "	20 ¹ / ₈ "	26 ¹ / ₄ "
Node Wood Base Mid-Back								
	23 ¹ / ₂ "	23 ³ / ₄ "	31 ¹ / ₈ "	15 ¹ / ₂ "	19 ¹ / ₄ "	18 ¹ / ₈ "	20 ¹ / ₈ "	26 ¹ / ₄ "

*Personal worksurface height from floor on tripod base chairs is 28¹/₂".
 *Personal worksurface height from floor on five-arm base chairs is 27⁹/₁₆" to 30¹³/₁₆".
 *Personal worksurface measures 22¹/₂"W x 12"D and has a depth adjustment range of 7¹/₄" to 15".



• Angle
Between
Seat and
Back

Node X Base Chair

94.6°

Node X Base Stool

94.6°

Node X Base Mid-Back

93.7°

Node X Base Mid-Back Stool

93.7°

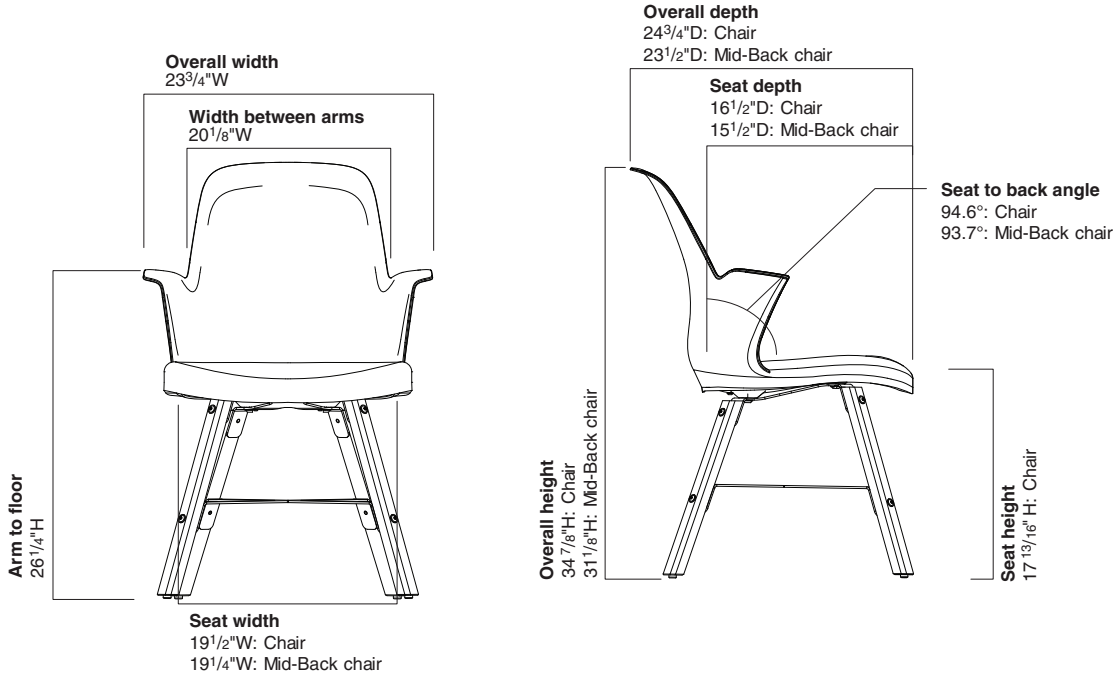
Node Wood Base Chair

94.6°

Node Wood Base Mid-Back

93.7°

.



Node 480 Series High-Back Chairs

With Tripod Base



Standard Includes		Required to Specify
<ul style="list-style-type: none"> ▶ Need help? Product details, page 22 	<ul style="list-style-type: none"> • Seat shell: plastic • Tripod base: plastic • Storage tray: sterling dark solid • Metal components: 0835 Black paint • Swivel seat • Worksurface, if selected: plastic • Hard casters 	<ol style="list-style-type: none"> 1 Style number 2 Plastic color number for seat shell 3 Plastic color number for tripod base 4 Paint color number for metal components 5 Plastic color number for personal worksurface, if selected 6 Options, if selected (see below) <ul style="list-style-type: none"> ▶ See <i>Surface Materials</i>, page 520.

Options	U.S. Price	Required to Specify
Surface Materials <ul style="list-style-type: none"> • Metal components • On 480110 • On 480120 	<ul style="list-style-type: none"> • On 480110 +\$ 13 • On 480120 +\$ 37 	<ul style="list-style-type: none"> Specify with 4799 Platinum. Specify with 4799 Platinum.
Base <ul style="list-style-type: none"> • Near black • Black 	<ul style="list-style-type: none"> • Near black No cost • Black No cost 	<ul style="list-style-type: none"> Specify with 6295 Near Black. Specify with 0835 Black.
Metal component paint <ul style="list-style-type: none"> • On 480110 • On 480120 	<ul style="list-style-type: none"> • On 480110 +\$ 13 • On 480120 +\$ 37 	<ul style="list-style-type: none"> Specify with 0835 Black. Specify with 0835 Black.
Seat shell <ul style="list-style-type: none"> • Plastic price group 1 • Plastic price group 2 	<ul style="list-style-type: none"> • Plastic price group 1 No cost • Plastic price group 2 +\$ 42 	<ul style="list-style-type: none"> Specify color number. ▶ See <i>Surface Materials</i>, page 520. Specify color number. ▶ See <i>Surface Materials</i>, page 520.
Cushion <ul style="list-style-type: none"> • Price group 1 • Price group 2 • Price group 3 • Price group 4 • Price group 5 • Price group 6 • Price group 7 • Price group 8 • Price group 9 • Price group 10 • Steelcase Leather • Select Surfaces leather price group 1 • Elmosoft Leather • Select Surfaces leather price group 2 • Vinyl • Customer's Own Material • Customer's Own Leather 	<ul style="list-style-type: none"> • Price group 1 No cost • Price group 2 +\$ 13 • Price group 3 +\$ 39 • Price group 4 +\$ 53 • Price group 5 +\$ 65 • Price group 6 +\$ 81 • Price group 7 +\$ 95 • Price group 8 +\$118 • Price group 9 +\$146 • Price group 10 +\$168 • Steelcase Leather +\$142 • Select Surfaces leather price group 1 +\$142 • Elmosoft Leather +\$166 • Select Surfaces leather price group 2 +\$166 • Vinyl +\$ 13 • Customer's Own Material +\$ 57 • Customer's Own Leather +\$ 57 	<ul style="list-style-type: none"> Specify fabric color number. Specify fabric color number. Specify fabric color number. Specify fabric color number. Specify fabric color number. Specify fabric color number. Specify fabric color number. Specify fabric color number. Specify fabric color number. Specify fabric color number. Specify fabric color number. Specify leather color number. ▶ See <i>Surface Materials Reference Manual</i>. Specify Elmosoft leather color number. ▶ See <i>Surface Materials Reference Manual</i>. Specify vinyl color number. ▶ See <i>Surface Materials Reference Manual</i>. ▶ See <i>Surface Materials Reference Manual</i>.
Worksurface <ul style="list-style-type: none"> • On 480120 	<ul style="list-style-type: none"> • On 480120 No cost 	<ul style="list-style-type: none"> Specify with 6053 Seagull, 6249 Platinum, or 6295 Near Black.
Cushion <ul style="list-style-type: none"> • Cushion 	<ul style="list-style-type: none"> • Cushion +\$179 	<ul style="list-style-type: none"> Specify with cushion top.
Cup Holder <ul style="list-style-type: none"> • On 480120 	<ul style="list-style-type: none"> • On 480120 +\$ 53 	<ul style="list-style-type: none"> Specify with cup holder.
Tablet Stand <ul style="list-style-type: none"> • On 480120 	<ul style="list-style-type: none"> • On 480120 +\$ 53 	<ul style="list-style-type: none"> Specify with tablet stand.
Casters <ul style="list-style-type: none"> • Hard casters • Soft casters 	<ul style="list-style-type: none"> • Hard casters No cost • Soft casters +\$ 49 	<ul style="list-style-type: none"> Specify with hard casters. Specify with soft casters.
Glides <ul style="list-style-type: none"> • Glides: sterling dark solid 	<ul style="list-style-type: none"> • Glides: sterling dark solid +\$ 38 	<ul style="list-style-type: none"> Specify with glides.

Tip: Cup holder and tablet stand are available on Node models with personal work-surface only.

▶ Detailed dimensions, page 26



For Canadian Pricing

Multiply U.S. Price by the Canadian price factor.

▶ See page 1 for details.

Specification Information

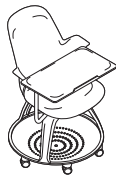
Style Number	U.S. Base Price
--------------	-----------------

Without Personal Worksurface

480110	\$ 695
--------	--------

With Personal Worksurface

480120	\$1043
--------	--------



Node 480 Series

► Detailed dimensions,
page 26

 **For Canadian Pricing**
 Multiply U.S. Price by the
 Canadian price factor.
 ► See page 1 for details.

Node 480 Series High-Back Chairs

With Five-Arm Base



Standard Includes	Required to Specify
<ul style="list-style-type: none"> ▶ Need help? Product details, page 22 • Seat shell: plastic • Five-arm base: plastic • Metal components: 0835 Black paint • Swivel seat • 5¼" pneumatic seat-height adjustment • Worksurface, if selected: plastic • Hard casters 	<ol style="list-style-type: none"> 1 Style number 2 Plastic color number for seat shell 3 Plastic color number for five-arm base 4 Plastic color number for personal worksurface, if selected 5 Options, if selected (see below) <p>▶ See <i>Surface Materials</i>, page 520.</p>

Options	U.S. Price	Required to Specify	
Surface Materials			
Seat shell			
• Plastic price group 1	No cost	Specify plastic color number. ▶ See <i>Surface Materials</i> , page 520.	
• Plastic price group 2	+\$ 42	Specify color number. ▶ See <i>Surface Materials</i> , page 520.	
Cushion			
• Price group 1	No cost	Specify fabric color number.	
• Price group 2	+\$ 13	Specify fabric color number.	
• Price group 3	+\$ 39	Specify fabric color number.	
• Price group 4	+\$ 53	Specify fabric color number.	
• Price group 5	+\$ 65	Specify fabric color number.	
• Price group 6	+\$ 81	Specify fabric color number.	
• Price group 7	+\$ 95	Specify fabric color number.	
• Price group 8	+\$118	Specify fabric color number.	
• Price group 9	+\$146	Specify fabric color number.	
• Price group 10	+\$168	Specify fabric color number.	
• Steelcase Leather	+\$142	Specify leather color number.	
• Select Surfaces leather price group 1	+\$142	▶ See <i>Surface Materials Reference Manual</i> .	
• Elmosoft Leather	+\$166	Specify Elmosoft leather color number.	
• Select Surfaces leather price group 2	+\$166	▶ See <i>Surface Materials Reference Manual</i> .	
• Vinyl	+\$ 13	Specify vinyl color number.	
• Customer's Own Material	+\$ 57	▶ See <i>Surface Materials Reference Manual</i> .	
• Customer's Own Leather	+\$ 57	▶ See <i>Surface Materials Reference Manual</i> .	
Base			
• Black	No cost	Specify with 6205 Black.	
• Platinum on 480130	+\$ 52	Specify with 6249 Platinum.	
• Platinum on 480150	+\$ 57	Specify with 6249 Platinum.	
Worksurface			
• On 480150	No cost	Specify with 6053 Seagull, 6249 Platinum, or 6295 Near Black.	
Cushion	• Cushion	+\$179	Specify with cushion top.
Cup Holder	• On 480150	+\$ 53	Specify with cup holder.
Tablet Stand	• On 480150	+\$ 53	Specify with tablet stand.
Casters	• Hard casters	No cost	Specify with hard casters.
	• Soft casters	+\$ 38	Specify with soft casters.
Glides	• Glides: black plastic	+\$ 38	Specify with glides.

Tip: Cup holder and tablet stand are available on Node models with personal work-surface only.

▶ Detailed dimensions, page 26



For Canadian Pricing

Multiply U.S. Price by the Canadian price factor.

▶ See page 1 for details.

Specification Information

Style Number	U.S. Base Price
--------------	-----------------

Without Personal Worksurface

480130	\$ 636
--------	--------

With Personal Worksurface

480150	\$1043
--------	--------



Node 480 Series

► Detailed dimensions,
page 26



For Canadian Pricing
Multiply U.S. Price by the
Canadian price factor.
► See page 1 for details.

Node 480 Series Mid-Back Chairs

With Tripod Base



Standard Includes		Required to Specify
<ul style="list-style-type: none"> ▶ Need help? Product details, page 22 	<ul style="list-style-type: none"> • Seat shell: plastic • Tripod base: plastic • Storage tray: sterling dark solid • Metal components: 0835 Black paint • Swivel seat • Worksurface, if selected: plastic • Hard casters 	<ol style="list-style-type: none"> 1 Style number 2 Plastic color number for seat shell 3 Plastic color number for tripod base 4 Paint color number for metal components 5 Plastic color number for personal work-surface, if selected 6 Options, if selected (see below) <ul style="list-style-type: none"> ▶ See <i>Surface Materials</i>, page 520.

Options	U.S. Price	Required to Specify
Surface Materials		
Metal components		
• On 480210	+\$ 13	Specify with 4799 Platinum.
• On 480220	+\$ 37	Specify with 4799 Platinum.
Base		
• Near black	No cost	Specify with 6295 Near Black.
• Platinum	No cost	Specify with 6249 Platinum.
Metal component paint		
• On 480210	+\$ 13	Specify with 0835 Black.
• On 480220	+\$ 37	Specify with 0835 Black.
Seat shell		
• Plastic price group 1	No cost	Specify plastic color number.
• Plastic price group 2	+\$ 42	▶ See <i>Surface Materials</i> , page 520. Specify color number. ▶ See <i>Surface Materials</i> , page 520.
Cushion		
• Price group 1	No cost	Specify fabric color number.
• Price group 2	+\$ 13	Specify fabric color number.
• Price group 3	+\$ 39	Specify fabric color number.
• Price group 4	+\$ 53	Specify fabric color number.
• Price group 5	+\$ 65	Specify fabric color number.
• Price group 6	+\$ 81	Specify fabric color number.
• Price group 7	+\$ 95	Specify fabric color number.
• Price group 8	+\$118	Specify fabric color number.
• Price group 9	+\$146	Specify fabric color number.
• Price group 10	+\$168	Specify fabric color number.
• Steelcase Leather	+\$142	Specify leather color number.
• Select Surfaces leather price group 1	+\$142	▶ See <i>Surface Materials Reference Manual</i> .
• Elmosoft Leather	+\$166	Specify Elmosoft leather color number.
• Select Surfaces leather price group 2	+\$166	▶ See <i>Surface Materials Reference Manual</i> .
• Vinyl	+\$ 13	Specify vinyl color number.
• Customer's Own Material	+\$ 57	▶ See <i>Surface Materials Reference Manual</i> .
• Customer's Own Leather	+\$ 57	▶ See <i>Surface Materials Reference Manual</i> .
Worksurface		
• On 480220	No cost	Specify with 6053 Seagull, 6249 Platinum, or 6295 Near Black.
Cushion		
• Cushion	+\$179	Specify with cushion top.
Cup Holder		
• On 480220	+\$ 53	Specify with cup holder.
Tablet Stand		
• On 480220	+\$ 53	Specify with tablet stand.
Casters		
• Hard casters	No cost	Specify with hard casters.
• Soft casters	+\$ 49	Specify with soft casters.
Glides		
• Glides: sterling dark solid	+\$ 38	Specify with glides.

Tip: Cup holder and tablet stand are available on Node models with personal work-surface only.

▶ Detailed dimensions, page 26



For Canadian Pricing

Multiply U.S. Price by the Canadian price factor.

▶ See page 1 for details.

Specification Information

Style Number	U.S. Base Price
--------------	-----------------

Without Personal Worksurface

480210	\$ 709
--------	--------

With Personal Worksurface

480220	\$1057
--------	--------



Node 480 Series

► Detailed dimensions, page 26

 **For Canadian Pricing**
 Multiply U.S. Price by the Canadian price factor.
 ► See page 1 for details.

Node 480 Series Mid-Back Chairs

With Five-Arm Base



Tip: Metal components will match plastic color for base.

Tip: Cup holder and tablet stand are available on Node models with personal work-surface only.

Standard Includes		Required to Specify	
<ul style="list-style-type: none"> ▶ Need help? Product details, page 22 	<ul style="list-style-type: none"> • Seat shell: plastic • Five-arm base: plastic • Metal components: 0835 Black paint • Swivel seat • 5¼" pneumatic seat-height adjustment • Worksurface, if selected: plastic • Hard casters 	<ol style="list-style-type: none"> 1 Style number 2 Plastic color number for seat shell 3 Plastic color number for five-arm base 4 Plastic color number for personal work-surface, if selected 5 Options, if selected (see below) 	<ul style="list-style-type: none"> ▶ See <i>Surface Materials</i>, page 520.

Options	U.S. Price	Required to Specify	
Surface Materials	Seat shell		
• Plastic price group 1	No cost	Specify plastic color number.	
• Plastic price group 2	+\$ 42	▶ See <i>Surface Materials</i> , page 520.	
		Specify color number.	▶ See <i>Surface Materials</i> , page 520.
	Cushion		
• Price group 1	No cost	Specify fabric color number.	
• Price group 2	+\$ 13	Specify fabric color number.	
• Price group 3	+\$ 39	Specify fabric color number.	
• Price group 4	+\$ 53	Specify fabric color number.	
• Price group 5	+\$ 65	Specify fabric color number.	
• Price group 6	+\$ 81	Specify fabric color number.	
• Price group 7	+\$ 95	Specify fabric color number.	
• Price group 8	+\$118	Specify fabric color number.	
• Price group 9	+\$146	Specify fabric color number.	
• Price group 10	+\$168	Specify fabric color number.	
• Steelcase Leather	+\$142	Specify leather color number.	
• Select Surfaces leather price group 1	+\$142	▶ See <i>Surface Materials Reference Manual</i> .	
• Elmosoft Leather	+\$166	Specify Elmosoft leather color number.	
• Select Surfaces leather price group 2	+\$166	▶ See <i>Surface Materials Reference Manual</i> .	
• Vinyl	+\$ 13	Specify vinyl color number.	
• Customer's Own Material	+\$ 57	▶ See <i>Surface Materials Reference Manual</i> .	
• Customer's Own Leather	+\$ 57	▶ See <i>Surface Materials Reference Manual</i> .	
	Base		
• Black	No cost	Specify with 6205 Black.	
• Platinum on 480230	+\$ 52	Specify with 6249 Platinum.	
• Platinum on 480250	+\$ 57	Specify with 6249 Platinum.	
	Worksurface		
• On 480250	No cost	Specify with 6053 Seagull, 6249 Platinum, or 6295 Near Black.	
Cushion	• Cushion	+\$179	Specify with cushion top.
Cup Holder	• On 480250	+\$ 53	Specify with cup holder.
Tablet Stand	• On 480250	+\$ 53	Specify with tablet stand.
Casters	• Hard casters	No cost	Specify with hard casters.
	• Soft casters	+\$ 38	Specify with soft casters.
Glides	• Glides: black plastic	+\$ 38	Specify with glides.

▶ Detailed dimensions, page 26



For Canadian Pricing

Multiply U.S. Price by the Canadian price factor.

▶ See page 1 for details.

Specification Information

Style Number	U.S. Base Price
--------------	-----------------

Without Personal Worksurface

480230	\$ 636
--------	--------

With Personal Worksurface

480250	\$1057
--------	--------



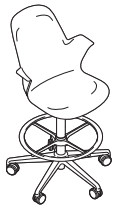
Node 480 Series

► Detailed dimensions,
page 26

 **For Canadian Pricing**
 Multiply U.S. Price by the
 Canadian price factor.
 ► See page 1 for details.

Node 480 Series High-Back Stool

With Five-Arm Base



Tip: Metal components will match plastic color for base.

Standard Includes		Required to Specify
<ul style="list-style-type: none"> ▶ Need help? Product details, page 22 	<ul style="list-style-type: none"> • Seat shell: plastic • Five-arm base: plastic • Metal components: 0835 Black paint • Swivel seat • 8½" pneumatic seat-height adjustment • Hard casters 	<ol style="list-style-type: none"> 1 Style number 2 Plastic color number for seat shell 3 Plastic color number for five-arm base 4 Options, if selected (see below) <ul style="list-style-type: none"> ▶ See <i>Surface Materials</i>, page 520.

Options	U.S. Price	Required to Specify
Surface Materials <ul style="list-style-type: none"> • Plastic price group 1 • Plastic price group 2 	<ul style="list-style-type: none"> No cost +\$ 42 	<ul style="list-style-type: none"> Specify plastic color number. ▶ See <i>Surface Materials</i>, page 520. Specify color number. ▶ See <i>Surface Materials</i>, page 520.
Cushion <ul style="list-style-type: none"> • Price group 1 • Price group 2 • Price group 3 • Price group 4 • Price group 5 • Price group 6 • Price group 7 • Price group 8 • Price group 9 • Price group 10 • Steelcase Leather • Select Surfaces leather price group 1 • Elmosoft Leather • Select Surfaces leather price group 2 • Vinyl • Customer's Own Material • Customer's Own Leather 	<ul style="list-style-type: none"> No cost +\$ 13 +\$ 39 +\$ 53 +\$ 65 +\$ 81 +\$ 95 +\$118 +\$146 +\$168 +\$142 +\$142 +\$166 +\$166 +\$ 13 +\$ 57 +\$ 57 	<ul style="list-style-type: none"> Specify fabric color number. Specify fabric color number. Specify fabric color number. Specify fabric color number. Specify fabric color number. Specify fabric color number. Specify fabric color number. Specify fabric color number. Specify fabric color number. Specify fabric color number. Specify leather color number. ▶ See <i>Surface Materials Reference Manual</i>. Specify Elmosoft leather color number. ▶ See <i>Surface Materials Reference Manual</i>. Specify vinyl color number. ▶ See <i>Surface Materials Reference Manual</i>. ▶ See <i>Surface Materials Reference Manual</i>.
Seat-Height <ul style="list-style-type: none"> • 7½" pneumatic seat-height adjustment • 8" pneumatic seat-height adjustment 	<ul style="list-style-type: none"> No cost No cost 	<ul style="list-style-type: none"> Specify with 7" pneumatic seat-height adjustment. Specify with 8" pneumatic seat-height adjustment.
Base <ul style="list-style-type: none"> • Black • Platinum 	<ul style="list-style-type: none"> No cost +\$152 	<ul style="list-style-type: none"> Specify with 6205 Black. Specify with 6249 Platinum.
Cushion <ul style="list-style-type: none"> • Cushion 	<ul style="list-style-type: none"> +\$179 	<ul style="list-style-type: none"> Specify with cushion top.
Casters <ul style="list-style-type: none"> • Hard casters • Soft casters 	<ul style="list-style-type: none"> No cost +\$ 38 	<ul style="list-style-type: none"> Specify with hard casters. Specify with soft casters.

Specification Information	
Style Number	U.S. Base Price
480140	\$941

▶ Detailed dimensions, page 26




For Canadian Pricing

Multiply U.S. Price by the Canadian price factor.

▶ See page 1 for details.

Node 480 Series Mid-Back Stool

With Five-Arm Base



Tip: Metal components will match plastic color for base.

Standard Includes		Required to Specify
<ul style="list-style-type: none"> ▶ Need help? Product details, page 22 	<ul style="list-style-type: none"> • Seat shell: plastic • Five-arm base: plastic • Metal components: 0835 Black paint • Swivel seat • 8½" pneumatic seat-height adjustment • Hard casters 	<ol style="list-style-type: none"> 1 Style number 2 Plastic color number for seat shell 3 Plastic color number for five-arm base 4 Options, if selected (see below) <ul style="list-style-type: none"> ▶ See <i>Surface Materials</i>, page 520.

Options	U.S. Price	Required to Specify
Surface Materials	Seat shell	
• Plastic price group 1	No cost	Specify plastic color number. ▶ See <i>Surface Materials</i> , page 520.
• Plastic price group 2	+\$ 42	Specify color number. ▶ See <i>Surface Materials</i> , page 520.
	Cushion	
• Price group 1	No cost	Specify fabric color number.
• Price group 2	+\$ 13	Specify fabric color number.
• Price group 3	+\$ 39	Specify fabric color number.
• Price group 4	+\$ 53	Specify fabric color number.
• Price group 5	+\$ 65	Specify fabric color number.
• Price group 6	+\$ 81	Specify fabric color number.
• Price group 7	+\$ 95	Specify fabric color number.
• Price group 8	+\$118	Specify fabric color number.
• Price group 9	+\$146	Specify fabric color number.
• Price group 10	+\$168	Specify fabric color number.
• Steelcase Leather	+\$142	Specify leather color number.
• Select Surfaces leather price group 1	+\$142	▶ See <i>Surface Materials Reference Manual</i> .
• Elmosoft Leather	+\$166	Specify Elmosoft leather color number.
• Select Surfaces leather price group 2	+\$166	▶ See <i>Surface Materials Reference Manual</i> .
• Vinyl	+\$ 13	Specify vinyl color number.
• Customer's Own Material	+\$ 57	▶ See <i>Surface Materials Reference Manual</i> .
• Customer's Own Leather	+\$ 57	▶ See <i>Surface Materials Reference Manual</i> .
Seat-Height		
• 7½" pneumatic seat-height adjustment	No cost	Specify with 7" pneumatic seat-height adjustment.
• 8" pneumatic seat-height adjustment	No cost	Specify with 8" pneumatic seat-height adjustment.
Base		
• Black	No cost	Specify with 6205 Black.
• Platinum	+\$152	Specify with 6249 Platinum.
Cushion		
• Cushion	+\$179	Specify with cushion top.
Casters		
• Hard casters	No cost	Specify with hard casters.
• Soft casters	+\$ 38	Specify with soft casters.

Specification Informations	
Style Number	U.S. Base Price
480240	\$941

▶ Detailed dimensions, page 26


For Canadian Pricing
Multiply U.S. Price by the Canadian price factor.
▶ See page 1 for details.

Node 480 Series X Base Chairs

Standard Includes		Required to Specify
<ul style="list-style-type: none"> ▶ Need help? Product details, page 22 	<ul style="list-style-type: none"> • Seat shell: plastic • Steel wire frame base: paint price group 1 • Standard glides • Ships fully assembled 	<ol style="list-style-type: none"> 1 Style number 2 Paint color number for base 3 Plastic color number for shell 4 Options, if selected (see below) <ul style="list-style-type: none"> ▶ See <i>Surface Materials</i>, page 520.

	Options	U.S. Price	Required to Specify
Surface Materials	Base		
	<ul style="list-style-type: none"> • Paint price group 1 • Paint price group 2 • Paint price group 3 	<ul style="list-style-type: none"> No cost +\$ 53 +\$ 90 	<ul style="list-style-type: none"> Specify paint color number. Specify paint color number. Specify paint color number.
	Shell		
	<ul style="list-style-type: none"> • Plastic price group 1 • Plastic price group 2 	<ul style="list-style-type: none"> No cost +\$ 42 	<ul style="list-style-type: none"> Specify plastic color number. Specify plastic color number.
	Cushion		
	<ul style="list-style-type: none"> • Price group 1 • Price group 2 • Price group 3 • Price group 4 • Price group 5 • Price group 6 • Price group 7 • Price group 8 • Price group 9 • Price group 10 • Steelcase Leather • Select Surfaces leather price group 1 • Elmosoft Leather • Select Surfaces leather price group 2 • Vinyl • Customer's Own Material • Customer's Own Leather 	<ul style="list-style-type: none"> No cost +\$ 13 +\$ 39 +\$ 53 +\$ 65 +\$ 81 +\$ 95 +\$118 +\$146 +\$168 +\$142 +\$142 +\$166 +\$166 +\$ 13 +\$ 57 +\$ 57 	<ul style="list-style-type: none"> Specify fabric color number. Specify fabric color number. Specify fabric color number. Specify fabric color number. Specify fabric color number. Specify fabric color number. Specify fabric color number. Specify fabric color number. Specify fabric color number. Specify fabric color number. Specify leather color number. ▶ See <i>Surface Materials Reference Manual</i>. Specify Elmosoft leather color number. ▶ See <i>Surface Materials Reference Manual</i>. Specify vinyl color number. ▶ See <i>Surface Materials Reference Manual</i>. ▶ See <i>Surface Materials Reference Manual</i>.
Cushion	<ul style="list-style-type: none"> • Cushion 	<ul style="list-style-type: none"> +\$179 	<ul style="list-style-type: none"> Specify <i>with cushion top</i>.
Glides	<ul style="list-style-type: none"> • Soft, felt glides • Standard plastic glides 	<ul style="list-style-type: none"> No cost No cost 	<ul style="list-style-type: none"> Specify <i>with soft, felt glides</i>. Specify <i>with standard plastic glides</i>.

▶ Detailed dimensions, page 26



 **For Canadian Pricing**
 Multiply U.S. Price by the Canadian price factor.
 ▶ See page 1 for details.

Specification Information	
Style Number	U.S. Base Price
.....

X Base Chair	
480310	\$608
.....

X Base Mid-Back Chair	
480330	\$608
.....


Node 480 Series X Base Stools

Standard Includes		Required to Specify
▶ Need help? Product details, page 22	<ul style="list-style-type: none"> • Seat shell: plastic • Steel wire frame base: paint price group 1 • Standard glides • Ships fully assembled 	1 Style number 2 Paint color number for base 3 Plastic color number for shell 4 Options, if selected (see below) ▶ See <i>Surface Materials</i> , page 520.

	Options	U.S. Price	Required to Specify
Surface Materials	Base		
	• Paint price group 1	No cost	Specify paint color number.
	• Paint price group 2	+\$ 53	Specify paint color number.
	• Paint price group 3	+\$ 90	Specify paint color number.
	Shell		
	• Plastic price group 1	No cost	Specify plastic color number.
	• Plastic price group 2	+\$ 42	Specify plastic color number.
	Cushion		
	• Price group 1	No cost	Specify fabric color number.
	• Price group 2	+\$ 13	Specify fabric color number.
	• Price group 3	+\$ 39	Specify fabric color number.
	• Price group 4	+\$ 53	Specify fabric color number.
	• Price group 5	+\$ 65	Specify fabric color number.
	• Price group 6	+\$ 81	Specify fabric color number.
	• Price group 7	+\$ 95	Specify fabric color number.
	• Price group 8	+\$118	Specify fabric color number.
	• Price group 9	+\$146	Specify fabric color number.
	• Price group 10	+\$168	Specify fabric color number.
	• Steelcase Leather	+\$142	Specify leather color number.
	• Select Surfaces leather price group 1	+\$142	▶ See <i>Surface Materials Reference Manual</i> .
	• Elmosoft Leather	+\$166	Specify Elmosoft leather color number.
	• Select Surfaces leather price group 2	+\$166	▶ See <i>Surface Materials Reference Manual</i> .
	• Vinyl	+\$ 13	Specify vinyl color number.
	• Customer's Own Material	+\$ 57	▶ See <i>Surface Materials Reference Manual</i> .
	• Customer's Own Leather	+\$ 57	▶ See <i>Surface Materials Reference Manual</i> .
Cushion	• Cushion	+\$179	Specify <i>with cushion top</i> .
Glides	• Soft, felt glides	No cost	Specify <i>with soft, felt glides</i> .
	• Standard plastic glides	No cost	Specify <i>with standard plastic glides</i> .

Node 480 Series

▶ Detailed dimensions, page 26



For Canadian Pricing
Multiply U.S. Price by the Canadian price factor.
▶ See page 1 for details.

Specification Information	
Style Number	U.S. Base Price

X Base Stool

480320 \$901

X Base Mid-Back Stool

480340 \$901

Node 480 Series Wood Base Chairs

Standard Includes		Required to Specify
<ul style="list-style-type: none"> ▶ Need help? Product details, page 22 	<ul style="list-style-type: none"> • Seat shell: plastic • Solid wood legs: veneer • Steel brackets: paint group 1 • Standard glides • Ships fully assembled 	<ol style="list-style-type: none"> 1 Style number 2 Plastic color number for shell 3 Wood veneer color number for legs 4 Paint color number for brackets 5 Options, if selected (see below) <ul style="list-style-type: none"> ▶ See <i>Surface Materials</i>, page 520.

Options	U.S. Price	Required to Specify	
Surface Materials			
Shell			
<ul style="list-style-type: none"> • Plastic price group 1 • Plastic price group 2 	<ul style="list-style-type: none"> No cost +\$ 42 	<ul style="list-style-type: none"> Specify plastic color number. Specify plastic color number. 	
Brackets			
<ul style="list-style-type: none"> • Paint price group 1 • Paint price group 2 • Paint price group 3 	<ul style="list-style-type: none"> No cost +\$ 57 +\$ 90 	<ul style="list-style-type: none"> Specify paint color number. Specify paint color number. Specify paint color number. 	
Wood leg			
<ul style="list-style-type: none"> • V1AC Natural Cherry • V1AM Clear Maple • V1CC Medium Amber Cherry • V1EW Dark Walnut 	<ul style="list-style-type: none"> No cost No cost No cost No cost 	<ul style="list-style-type: none"> Specify wood color number. Specify wood color number. Specify wood color number. Specify wood color number. 	
Cushion			
<ul style="list-style-type: none"> • Price group 1 • Price group 2 • Price group 3 • Price group 4 • Price group 5 • Price group 6 • Price group 7 • Price group 8 • Price group 9 • Price group 10 • Steelcase Leather • Select Surfaces leather price group 1 • Elmosoft Leather • Select Surfaces leather price group 2 • Vinyl • Customer's Own Material • Customer's Own Leather 	<ul style="list-style-type: none"> No cost +\$ 13 +\$ 39 +\$ 53 +\$ 65 +\$ 81 +\$ 95 +\$118 +\$146 +\$168 +\$142 +\$142 +\$166 +\$166 +\$ 13 +\$ 57 +\$ 57 	<ul style="list-style-type: none"> Specify fabric color number. Specify fabric color number. Specify fabric color number. Specify fabric color number. Specify fabric color number. Specify fabric color number. Specify fabric color number. Specify fabric color number. Specify fabric color number. Specify fabric color number. Specify leather color number. ▶ See <i>Surface Materials Reference Manual</i>. Specify Elmosoft leather color number. ▶ See <i>Surface Materials Reference Manual</i>. Specify vinyl color number. ▶ See <i>Surface Materials Reference Manual</i>. ▶ See <i>Surface Materials Reference Manual</i>. 	
Cushion	<ul style="list-style-type: none"> • Cushion 	<ul style="list-style-type: none"> +\$179 	<ul style="list-style-type: none"> Specify <i>with cushion top</i>.

▶ Detailed dimensions, page 26

Specification Information


Style Number	U.S. Base Price

Wood Base Chair

480410 \$1303

Wood Base Mid-Back Chair

480420 \$1303



Understanding and Specifying Buoy

Multipurpose Seating

Statement of Line	44
--------------------------	-----------

Product Details	45
------------------------	-----------

Buoy	45
Dimensions	46

Specifying	47
-------------------	-----------

Buoy	47
------	----

Statement of Line

Buoy



Multi-Purpose Seating

Understanding

▶ Page 45

Specifying

▶ Page 47

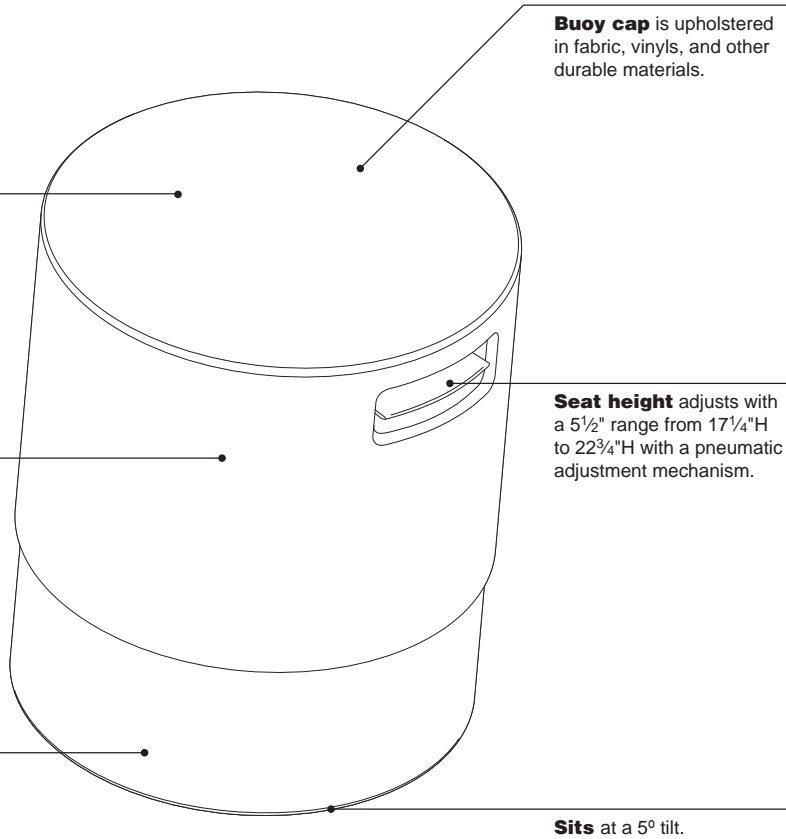
Buoy

Buoy is collaborative seating for teams that helps people move freely, change postures, and stay energized and comfortable.
 ▶ Specifying, page 47

Buoy is 18" in diameter.

Buoy outer plastic body slides over the buoy base.

Base is 6537 Merle plastic.

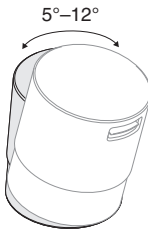


Buoy cap is upholstered in fabric, vinyls, and other durable materials.

Seat height adjusts with a 5½" range from 17¼"H to 22¾"H with a pneumatic adjustment mechanism.

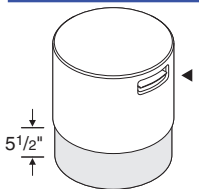
Sits at a 5° tilt.

Product Details



Tilts up to 12° to encourage active sitting.

Adjustment Features



Seat height adjusts pneumatically. To lower, hold handle up while seated. To raise, hold handle up and keep weight off. Range of adjustability is 5½".

Buoy is light-weight at 20 pounds and ships in a carton fully assembled.

Surface Materials

▶ See surface materials on page 520 for specific availability or refer to the *Surface Materials Reference Manual* for further information.

Dimensions

▶ Page 46

Dimensions

Buoy

• Features	• Overall Depth	Width	Height
------------	-----------------	-------	--------

Buoy

Multipurpose Seating

Buoy	18"	18"	17 ¹ / ₄ "–22 ³ / ₄ "
------	-----	-----	---

Buoy



Tip: Not recommended for use on hard floors. May cause scratches.

Standard Includes	Required to Specify
<ul style="list-style-type: none"> ▶ Need help? Product details, page 45 • Body: plastic price group 1 • Base: 6527 Merle • Cap: fabric price group 1 • Pneumatic height adjustment • Ships fully assembled 	<ul style="list-style-type: none"> 1 Style number 2 Fabric color number for cap 3 Plastic color number for body 4 Options, if selected (see below) ▶ See <i>Surface Materials</i>, page 520.

Options	U.S. Price	Required to Specify
Surface Materials		
Cap		
• Fabric price group 1	No cost	Specify fabric color number.
• Fabric price group 2	+\$ 44	Specify fabric color number.
• Fabric price group 3	+\$ 61	Specify fabric color number.
• Fabric price group 4	+\$ 88	Specify fabric color number.
• Fabric price group 5	+\$103	Specify fabric color number.
• Fabric price group 6	+\$117	Specify fabric color number.
• Fabric price group 7	+\$134	Specify fabric color number.
• Fabric price group 8	+\$146	Specify fabric color number.
• Fabric price group 9	+\$158	Specify fabric color number.
• Fabric price group 10	+\$174	Specify fabric color number.
• Vinyl	+\$ 44	Specify vinyl color number.
• COM	+\$ 57	Specify fabric color number.
Body		
• Plastic price group 1	No cost	Specify color number.
• Plastic price group 2	+\$ 57	Specify color number.

Specification Information				
Dimensions			Style Number	U.S. Base Price
D	W	H		
18"	18"	17¼"–22¾"	TSBUOY	\$560



For Canadian Pricing
 Multiply U.S. Price by the Canadian price factor.
 ▶ See page 1 for details.



Understanding and Specifying cobi 434 Series Collaborative Chairs



Statement of Line **50**



Product Details

cobi 434 Series	52
Dimensions	54



Specifying

Collaborative Chairs	56
Swivel-Base Stools	58

cobi 434 Series

Collaborative chairs

Collaborative seating promotes comfort for long periods of time and promotes movement, offers automatic and intuitive adjustments, and supports multiple postures.

- QiVi 428 Series
- cobo 434 Series
- i2i 416 Series
- Node 480 Series

Adjustability Features

▶ See page 54 for a comparison to other chairs

cobi 434 Series

Mechanisms

Weight-activated	●
------------------	---

Seat Adjustments

Pneumatic height	●
------------------	---

Back Adjustments

Self adjusting	●
----------------	---

Other Features

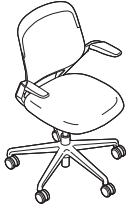
Foot ring height (stool)	●
--------------------------	---

Statement of Line

cobi 434 Series

cobi 434 Series

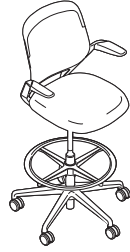
Understanding
▶ Page 52
Specifying
▶ Pages 56–58



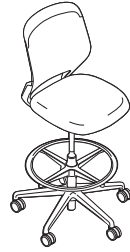
Collaborative
Chair with Arms



Collaborative
Chair without Arms



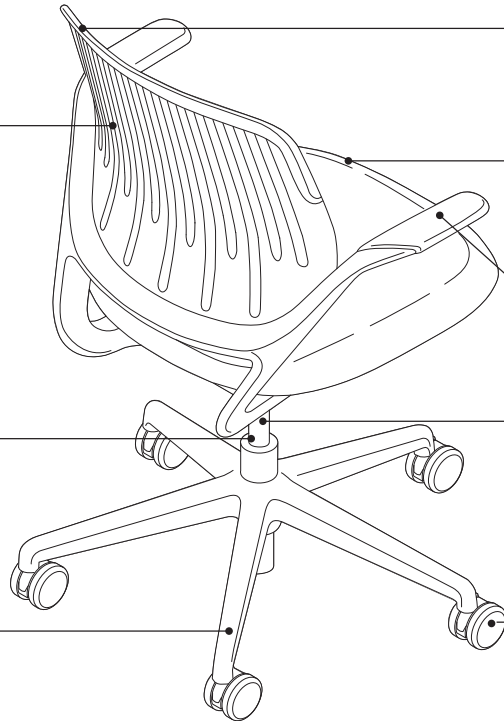
Collaborative
Stool with Arms



Collaborative
Stool without Arms

cobi 434 Series

cobi is collaborative seating for teams that helps people move freely, change postures, and stay energized and comfortable.



Flexing fingers in back offer support while moving and conforming to the user.

Weight-activated mechanism provides support by automatically responding to the users movements.

Five-arm base is standard.

Flexible top edge allows for multiple postures while maintaining support and comfort.

Flexible seat edge on all 3-sides supports multiple postures while relieving thigh pressure.

Arms are constructed of a soft durable rubber compound.

Seat height adjusts with a 5" range from 15½"H to 20½"H with a pneumatic adjustment mechanism.

Casters have hard, dual-wheels that roll smoothly on carpets. They are 2½" for increased mobility. Soft, dark grey treaded, dual-wheel roll-control casters are available for use on hard floors or mats. Stools are standard with 2" hard casters. Soft casters are available as an option.
Tip: Do not roll the chair across asphalt during installation as this may damage the casters.

Product Details



Chairs and stools are available with or without arms.

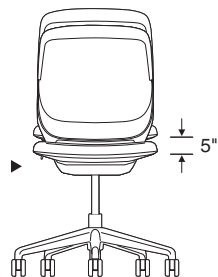


Weight-activated mechanism provides individual support without a tension control by intuitively sensing and supporting the users center of gravity.

cobi ships standard assembled and uncartoned. A cartoned version is available which ships unassembled with the chair seat, back, and cylinder separated from the base and mechanism. This allows for shipment in a smaller carton. Assembly by a qualified dealer installer is required. Assembly instructions are included. No additional tools are required for assembly.

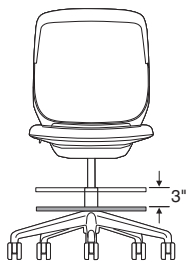
Adjustment Features

Seat Adjustments



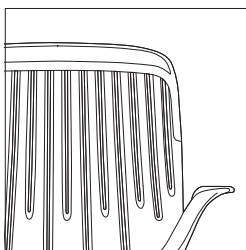
Seat height adjusts

pneumatically. To lower, pull lever up while seated. To raise, pull lever up and keep your weight off the chair.



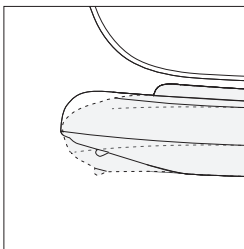
Foot ring height on stools

adjusts by first lifting ring and rotating it counter-clockwise to unlock. Then raise or lower ring up to 4" to desired position before rotating it clockwise to lock. The foot ring has a diameter of 20".



Flexing fingers in back promote movement and provide support for a wide range of postures.

Soft roll-control caster option features an internal brake that activates when the chair is not under load to reduce shifting when user stands up.



Flexing seat edge on all 3-sides supports multiple postures while relieving thigh pressure.

Surface Materials

▶ See surface materials on page 520 for specific availability or refer to the *Surface Materials Reference Manual* for further information.

Back Upholstery

- Connect 3D (back only)

Seat Upholstery

- Cogent: Connect (seat only)
- Fabric
- Fabric with soil-retardant treatment (option)
- Leather
- Elmosoft leather
- Select Surfaces leather
- Vinyl
- COM
- COL

All seat upholstery except standard Cogent: Connect requires a sewn application. Specify with an **S** suffix.

Outer Back

- 6009 Arctic White
- 6205 Black
- 6249 Platinum
- 6295 Near Black

Arm Caps, Top Edge, and Casters

- 6205 Black
- 6249 Platinum

Tip: Frame, base, and cylinder will default to match outer back color.

Tip: if black or near black are specified on the outer back, the arm caps, top edge, and casters will be 6205 Black. If platinum or arctic white are specified on the outer back, the arm caps, top edge, and casters will be 6249 Platinum.

Glides

- Black plastic

Foot ring on stools

- 6205 Black
- 6249 Platinum

Tip: Foot ring on stool will coordinate to match outer back color.

All Steelcase seating with standard upholstery fabrics complies with requirements of the State of California Technical Bulletin 117-2013. All standard seating is labeled to be in compliance with California 117-2013.

Programs & Services

▶ See the *Surface Materials Reference Manual* for further detail about programs and services offered for seating.

The Customer's Own Material (COM) Program

offers the opportunity for customers to select fabrics that are not offered through the standard Steelcase surface materials program for use on Steelcase products. Through the COM program, Steelcase will test your materials for application on Steelcase products. Once approved, you can place your order. Steelcase will facilitate the entire ordering process and give you a production schedule. Steelcase will order the COM fabric directly from the textile manufacturer. For up-to-date information regarding fabric test results for all COM fabrics and details regarding yardage requirements for most Seating lines, visit the COM Web site. To locate the COM Web site:

- Visit www.steelcase.com

Soil retardants are treatments that provide long-term soil and stain resistance to a fabric without affecting the shade or the integrity of the fabric. The following Steelcase Textiles are available pre-treated with soil retardant. (You do not need to select the soil-retardant option for these fabrics and incur the upcharge.)

- Jacks
- Link

For information on soil retardant fabrics on Select Surfaces, please refer to the *Surface Materials Reference Manual*.

Soil-retardant treatment is available on all other seating fabrics at an additional upcharge per seating unit. To order this option, please select "Soil-Retardant Treatment" under "Optional Accessories."

For soil-retardant treatment on COMs, please select "Soil-Retardant Treatment" under "Optional Accessories." Minimums or additional yardage may be required. Please contact the vendor directly for specific information.

Extended lead times may be necessary for this service.

Contact your Steelcase Solutions Fulfillment Team Representative at 1.888.STEELCASE (1.888.783.3522) or send an email to lineone@steelcase.com.

Local codes may have special requirements for upholstery.

Dimensions

▶ Page 54

Resources

Printed Materials

- ▶ cobi Brochure (09-000049)
- ▶ cobi User Guide (10-0002706)

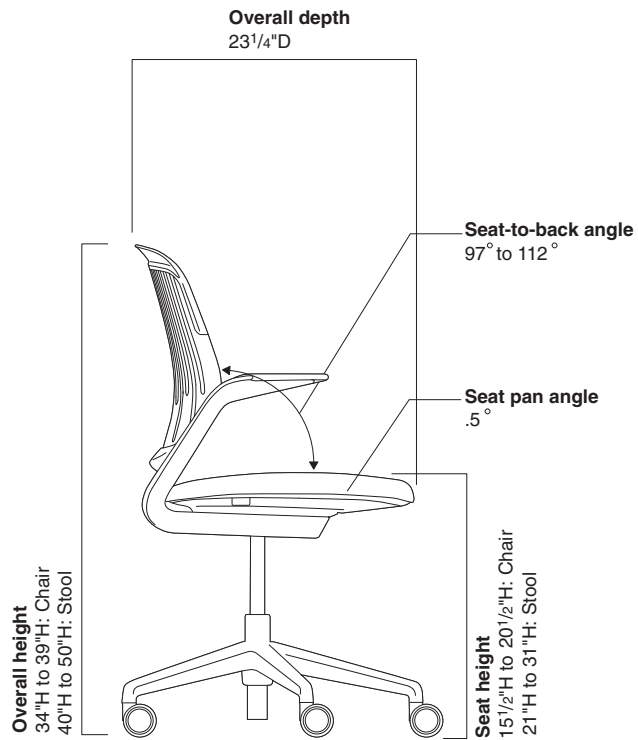
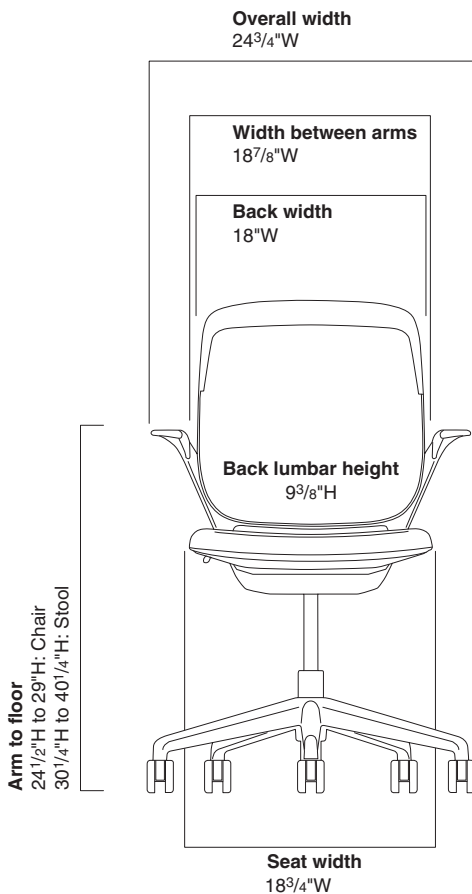
Online Resources

- ▶ Come Together (PDF) available on www.steelcase.com
- ▶ Collaborative Seating Design video available on www.steelcase.com
- ▶ Product Environmental Profiles, which provide key environmental attributes and product certifications can be found by searching for Steelcase at Origin.build.

Dimensions

cobi 434 Series

Features	Overall Depth	Width	Height	Seat Depth	Functional Seat Depth	Seat Width	Seat Height from Floor	Ring Height from Floor	Back Width	Back Height from Seat
cobi 434 Series										
Collaborative Chairs										
	23 1/4"	24 3/4"	34"-39"	19 1/2"	17 7/8"	18 3/4"	15 1/2"-20 1/2"	N.A.	18"	19 1/2"
Stools										
	23 1/4"	24 3/4"	40"-50"	19 1/2"	17 7/8"	18 3/4"	21"-31"	11 1/4"-14 1/4"	18"	19 1/2"



• Back • Lumbar • Height	• Width • Between • Arms	• Arm • to • Floor	• Arm • Height • from • Seat	• Seat • Pan • Angle	• Angle • Between • Seat and • Back
--------------------------------	--------------------------------	--------------------------	---------------------------------------	----------------------------	--

Collaborative Chairs

9 ³ / ₈ "	18 ⁷ / ₈ "	24 ¹ / ₄ "–29"	8 ⁷ / ₈ "	.5°	97°–112°
---------------------------------	----------------------------------	--------------------------------------	---------------------------------	-----	----------

Stools

9 ³ / ₈ "	18 ⁷ / ₈ "	30 ¹ / ₄ "–40 ¹ / ₄ "	8 ⁷ / ₈ "	.5°	97°–112°
---------------------------------	----------------------------------	---	---------------------------------	-----	----------

cobi 434 Series Collaborative Chairs



Standard Includes	Required to Specify
<ul style="list-style-type: none"> ▶ Need help? Product details, page 52 • Weight-activated mechanism • 5" pneumatic seat-height adjustment • Fixed arms, if selected: plastic to match outer back • Back upholstery: Connect 3D • Seat upholstery: Cogent: Connect • Frame, outer back, and five-arm base: Black • 2½"-diameter, hard composition, dual-wheel casters: black plastic 	<ol style="list-style-type: none"> 1 Style number 2 Plastic color number for outer back 3 Connect 3D color number for back 4 Cogent: Connect color number for upholstery on seat 5 Options, if selected (see below) <p>▶ See <i>Surface Materials</i>, page 520.</p>

*Tip: All seat upholstery except standard Cogent: Connect requires a sewn application. Specify with an **S** suffix.*

Tip: Always add suffixes in alphabetical order when specifying options to cobi seating.

Tip: Leather and vinyl upcharges are in addition to sewn upholstery upcharge.

Tip: Arm caps, top edge, and casters default to coordinate and match outer back color.

▶ Detailed dimensions, page 54

 **For Canadian Pricing**
Multiply U.S. Price by the Canadian price factor.
▶ See page 1 for details.

Surface Materials	Options	U.S. Price	Required to Specify
	Upholstery		
	• Fabric price group 1	No cost	Add suffix S to the style number and specify fabric color number.
	• Fabric price group 2	No cost	Add suffix S to the style number and specify fabric color number.
	• Fabric price group 3	+\$ 40	Add suffix S to the style number and specify fabric color number.
	• Fabric price group 4	+\$ 55	Add suffix S to the style number and specify fabric color number.
	• Fabric price group 5	+\$ 66	Add suffix S to the style number and specify fabric color number.
	• Fabric price group 6	+\$ 82	Add suffix S to the style number and specify fabric color number.
	• Fabric price group 7	+\$ 99	Add suffix S to the style number and specify fabric color number.
	• Fabric price group 8	+\$121	Add suffix S to the style number and specify fabric color number.
	• Fabric price group 9	+\$148	Add suffix S to the style number and specify fabric color number.
	• Fabric price group 10	+\$172	Add suffix S to the style number and specify fabric color number.
	• Steelcase leather upholstery	+\$279	Add suffix S to the style number and specify leather color number.
	• Select Surfaces leather price group 1	+\$279	Add suffix S to the style number and specify Select Surfaces leather price group 1.
	• Elmosoft leather upholstery	+\$326	▶ See <i>Surface Materials Reference Manual</i> . Add suffix S to the style number and specify Elmosoft leather color number.
• Select Surfaces leather price group 2	+\$326	Add suffix S to the style number and specify Select Surfaces leather price group 2.	
• Sewn Upholstery	+\$ 61	▶ See <i>Surface Materials Reference Manual</i> . Add suffix S to the style number and specify fabric color number.	
• Steelcase vinyl	No cost	Add suffix S to the style number and specify vinyl color number.	
• Customer's Own Material (COM)	No cost	Add suffix S to the style number and specify fabric color number.	
• Customer's Own Leather (COL)	No cost	Add suffix S to the style number and specify leather color number.	
• Soil-retardant treatment applied to upholstery fabric	+\$ 38	Specify <i>with soil-retardant treatment</i> .	
	Outer back		
	• Arctic white	+\$136	Specify <i>with 6009 Arctic White</i> .
	• Platinum	+\$136	Specify <i>with 6249 Platinum</i> .
	• Near black	+\$136	Specify <i>with 6295 Near Black</i> .
Casters	• Soft, dark grey treaded, dual-wheel roll-control casters for use on hard floors	+\$ 38	Specify <i>with soft roll-control casters</i> .
Glides	• Glides: black plastic	+\$ 38	Specify <i>with glides</i> .

Specification Information

**Arms with
Soft Arm Caps**



• **Style
Number**

• **U.S.
Base
Price**

434111

\$1194

Without Arms



• **Style
Number**

• **U.S.
Base
Price**

434110

\$1103

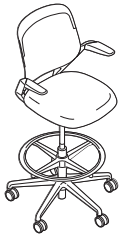


For Canadian Pricing

Multiply U.S. Price by the
Canadian price factor.

▶ See page 1 for details.

cobi 434 Series Swivel-Base Stools



► Need help?
Product details,
page 52

Standard Includes

- Weight-activated mechanism
- 10" pneumatic seat-height adjustment
- Fixed arms, if selected: plastic to match outer back
- Adjustable foot ring: black
- Back upholstery: Connect 3D
- Seat upholstery: Cogent: Connect
- Frame, outer back, and five-arm base: black
- 2½"-diameter, hard composition, dual-wheel casters: black plastic

Required to Specify

- 1 Style number
 - 2 Plastic color number for outer back
 - 3 Connect 3D color number for back
 - 4 Cogent: Connect color number for upholstery on seat
 - 5 Options, if selected (see below)
- See *Surface Materials*, page 520.

Tip: All seat upholstery except standard Cogent: Connect requires a sewn application. Specify with an S suffix.

Tip: Always add suffixes in alphabetical order when specifying options to cobi seating.

Tip: Leather and vinyl upcharges are in addition to sewn upholstery upcharge.

Tip: Arm caps, top edge, and casters default to coordinate and match outer back color.

► Detailed dimensions,
page 54



For Canadian Pricing
Multiply U.S. Price by the
Canadian price factor.
► See page 1 for details.

	Options	U.S. Price	Required to Specify
Surface Materials	Upholstery		
	• Fabric price group 1	No cost	Add suffix S to the style number and specify fabric color number.
	• Fabric price group 2	No cost	Add suffix S to the style number and specify fabric color number.
	• Fabric price group 3	+\$ 40	Add suffix S to the style number and specify fabric color number.
	• Fabric price group 4	+\$ 55	Add suffix S to the style number and specify fabric color number.
	• Fabric price group 5	+\$ 66	Add suffix S to the style number and specify fabric color number.
	• Fabric price group 6	+\$ 82	Add suffix S to the style number and specify fabric color number.
	• Fabric price group 7	+\$ 99	Add suffix S to the style number and specify fabric color number.
	• Fabric price group 8	+\$121	Add suffix S to the style number and specify fabric color number.
	• Fabric price group 9	+\$148	Add suffix S to the style number and specify fabric color number.
	• Fabric price group 10	+\$172	Add suffix S to the style number and specify fabric color number.
	• Steelcase leather upholstery	+\$279	Add suffix S to the style number and specify leather color number.
	• Select Surfaces leather price group 1	+\$279	Add suffix S to the style number and specify Select Surfaces leather price group 1.
	• Elmosoft leather upholstery	+\$326	► See <i>Surface Materials Reference Manual</i> . Add suffix S to the style number and specify Elmosoft leather color number.
	• Select Surfaces leather price group 2	+\$326	Add suffix S to the style number and specify Select Surfaces leather price group 2.
	• Sewn Upholstery	+\$ 61	► See <i>Surface Materials Reference Manual</i> . Add suffix S to the style number and specify fabric color number.
	• Steelcase vinyl	No cost	Add suffix S to the style number and specify vinyl color number.
	• Customer's Own Material (COM)	No cost	Add suffix S to the style number and specify fabric/vinyl color number.
	• Customer's Own Leather (COL)	No cost	Add suffix S to the style number and specify leather color number.
• Soil-retardant treatment applied to upholstery fabric	+\$ 38	Specify <i>with soil-retardant treatment</i> .	
	Outer back		
	• Arctic white	+\$212	Specify <i>with 6009 Arctic White</i> .
	• Platinum	+\$212	Specify <i>with 6249 Platinum</i> .
	• Near black	+\$212	Specify <i>with 6295 Near Black</i> .
Casters	• Soft, dark grey treaded, dual-wheel roll-control casters for use on hard floors	+\$ 38	Specify <i>with soft roll-control casters</i> .
Glides	• Glides: black plastic	+\$ 38	Specify <i>with glides</i> .

Specification Information

**Arms with
Soft Arm Caps**



· Style
· Number

· U.S.
· Base
· Price

434711

\$1664

Without Arms



· Style
· Number

· U.S.
· Base
· Price

434710

\$1573

cobi 434 Series



For Canadian Pricing

Multiply U.S. Price by the
Canadian price factor.

▶ See page 1 for details.



Understanding and Specifying Cachet 487 Series Work Chairs



Statement of Line 62



Product Details

Cachet 487 Series	64
Dimensions	66



Specifying

Swivel-Base Work Chairs	68
Leg-Base Multi-Use Chairs	70
Swivel-Base Stools	72
Cushion Upholstery Packages	74
Accessories	78

Work Chairs

Cachet offers basic ergonomic comfort for people who have varied tasks and tend to be in and out of the office during the day. Features include adjustable seat height and a unique Balanced-Action Rocker (BAR) mechanism that allows users to recline easily without a manual adjustment. Also featured is the no front-rise seat—in other words, when you lean back, the front edge of the seat doesn't rise up, lifting your legs off the floor and cutting off circulation.

- Protégé 433 Series
- Cachet 487 Series

Adjustability Features

▶ See page 66 for a comparison to other chairs

Cachet 487 Series

Mechanisms

Balanced Action Rocker (BAR)	●
------------------------------	---

Seat Adjustments

Pneumatic height	●
------------------	---

Back Adjustments

Self adjusts	●
--------------	---

Other Features

Foot ring height (stool)	●
--------------------------	---

Statement of Line

Cachet 487 Series

Cachet 487 Series

Understanding
▶ Page 64
Specifying
▶ Pages 68–72



Leg-Base
Multi-Use Chair
without Arms



Leg-Base
Multi-Use Chair
with Flip-Up Arms



Swivel-Base
Work Chair



Swivel-Base
Stool

Cachet 487 Series

Cachet chairs are light-weight, extremely comfortable, multipurpose chairs with a unique Balanced-Action Rocker (BAR) mechanism that allows the chair to recline in response to the user's weight.

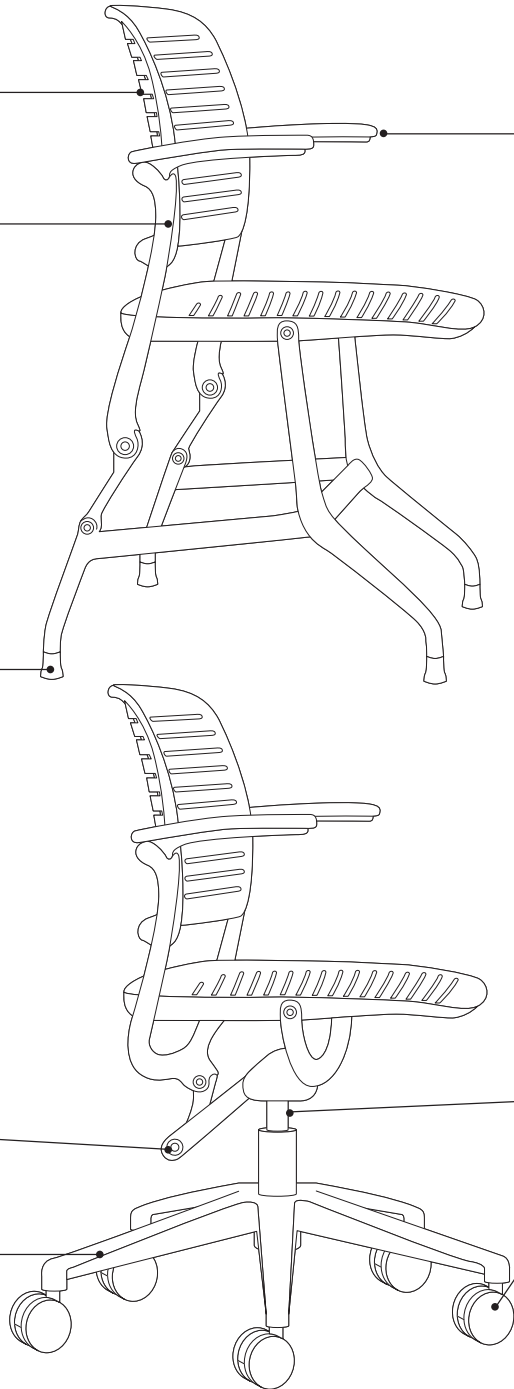
Flexible, contoured back and seat have parallel slats that conform to individual users.

Nylon injection-molded tubular frame provides strength with minimal weight.

Plastic glides are standard. Optional soft glides are available.

Balanced-action rocker (BAR) mechanism allows every user to fully recline.

Five-arm base is standard.

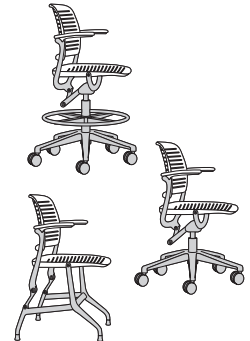


Flip-up arms easily lift to move out of the way or to allow for stacking.

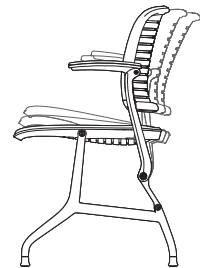
Seat height adjusts within a 5" range (15½"H to 20½"H) with a pneumatic-adjustment mechanism.

Casters have hard, dual-wheels that roll smoothly on carpets. They are 2⅜" diameter for increased mobility. Soft, dark grey treaded, dual-wheel roll-control casters are available for use on hard floor and mats.
Tip: Do not roll the chair across asphalt during installation as this may damage the casters.


Product Details



Chair bases are available in three styles—fixed-height four leg, adjustable-height swivel, and adjustable-height stool.



Balanced-action rocker (BAR) mechanism allows the user to recline for optimum comfort.



Upholstered cushions are available for use on chair back and seat. Cushions can be specified for factory installation or ordered separately for field installation. When specified with the chair, cushions are available for seat and back, or seat only. When ordered separately, cushions are available for seat and back, seat only, or back only. The cushions attach to the slats of back and seat.

Tip: You must specify plastic outer back color to match chair.

Soft dual-wheel roll-control casters are available as an option for use on hard floors or chair mats. Roll-control casters feature an internal brake that activates when the chair is not under load to reduce shifting when user stands up.

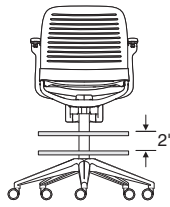
Hard plastic glides are standard on leg-base chairs.

Soft felt glides are available as an option for use on non-carpeted surfaces. The soft glide is reversible—soft on one side, hard on the other.

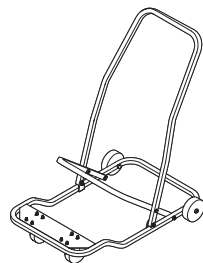
Leg-base chairs stack five high on the floor and 20 high on the dolly. Upholstery does not impact stacking capacity.

Leg-base chairs are available with or without flip-up arms. Chairs with or without arms can be stacked.

Other Features



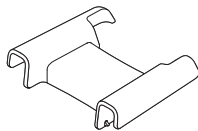
Foot ring height on stools adjusts by first lifting ring and rotating it counter-clockwise to unlock. Then raise or lower ring up to 2" to desired position before rotating it clockwise to lock. The foot ring has a diameter of 20".



Transport and storage dolly is available to stack, move, and store up to 20 leg-base chairs. Upholstery does not impact stacking capacity. Swivel-base chairs will not stack.

Unloaded transport dolly measures 48"D x 23"W x 38¾"H.

Fully loaded transport dolly measures 51"D x 23"W x 78¾"H.



Ganging and alignment device is available to link leg-base chairs together in the field for evenly spaced rows. Chairs can be separated easily. Spacing between chairs linked with alignment device is 2".

Tip: You must specify plastic color of ganging and alignment device to match chairs.

Cachet is recommended for indoor use only.

Surface Materials

► See surface materials on page 520 for specific availability or refer to the *Surface Materials Reference Manual* for further information.

Hard components (frame, flip-up arms, back, seat, and base)

- Swivel and 4-leg chair models available in black, midnight, and ash
- Stool available in black only

Upholstery

- Fabric
- Fabric with soil-retardant treatment (option)
- Leather
- Elmosoft leather
- Select Surfaces leather
- Vinyl

Glides

- Color-matched plastic on leg-base chair
- Color-matched soft plastic on leg-base chair (option)

Casters

- Hard, black plastic wheels on swivel-base chair and stool
- Soft, dual-wheel roll-control black plastic wheels (option)

All Steelcase seating with standard upholstery fabrics complies with requirements of the State of California Technical Bulletin 117-2013. All standard seating is labeled to be in compliance with California 117-2013.

Programs & Services

► See the *Surface Materials Reference Manual* for further detail about programs and services offered for seating.

The Customer's Own Material (COM) Program

offers the opportunity for customers to select fabrics that are not offered through the standard Steelcase surface materials program for use on Steelcase products. Through the COM program, Steelcase will test your materials for application on Steelcase products. Once approved, you can place your order. Steelcase will facilitate the entire ordering process and give you a production schedule. Steelcase will order the COM fabric directly from the textile manufacturer. For up-to-date information regarding fabric test results for all COM fabrics and details regarding yardage requirements for most Seating lines, visit the COM Web site. To locate the COM Web site:

- Visit www.steelcase.com

Soil retardants are treatments that provide long-term soil and stain resistance to a fabric without affecting the shade or the integrity of the fabric. The following Steelcase Textiles are available pre-treated with soil retardant. (You do not need to select the soil-retardant option for these fabrics and incur the upcharge.)

- Jacks
- Link

For information on soil retardant fabrics on Select Surfaces, please refer to the *Surface Materials Reference Manual*.

Soil-retardant treatment is available on all other seating fabrics at an additional upcharge per seating unit. To order this option, please select "Soil-Retardant Treatment" under "Optional Accessories."

For soil-retardant treatment on COMs, please select "Soil-Retardant Treatment" under "Optional Accessories". Minimums or additional yardage may be required. Please contact the vendor directly for specific information.

Extended lead times may be necessary for this service.

Contact your Steelcase Solutions Fulfillment Team Representative at 1.888.STEELCASE (1.888.783.3522) or send an email to lineone@steelcase.com.

Local codes may have special requirements for upholstery.

Dimensions

► Page 66

Resources

Printed Materials

► Cachet Product Brochure (08-0001115)

Online Resources

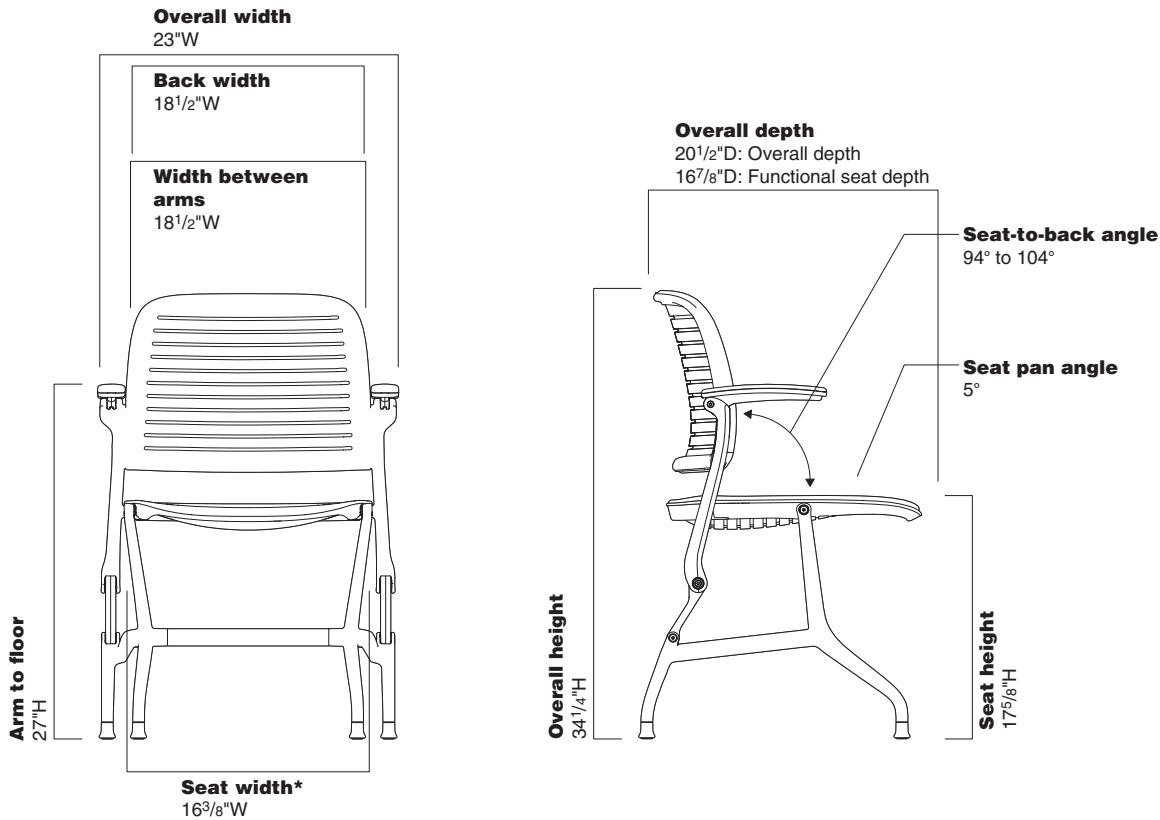
► Product Environmental Profiles, which provide key environmental attributes and product certifications can be found by searching for Steelcase at Origin.build.

Dimensions

Cachet 487 Series

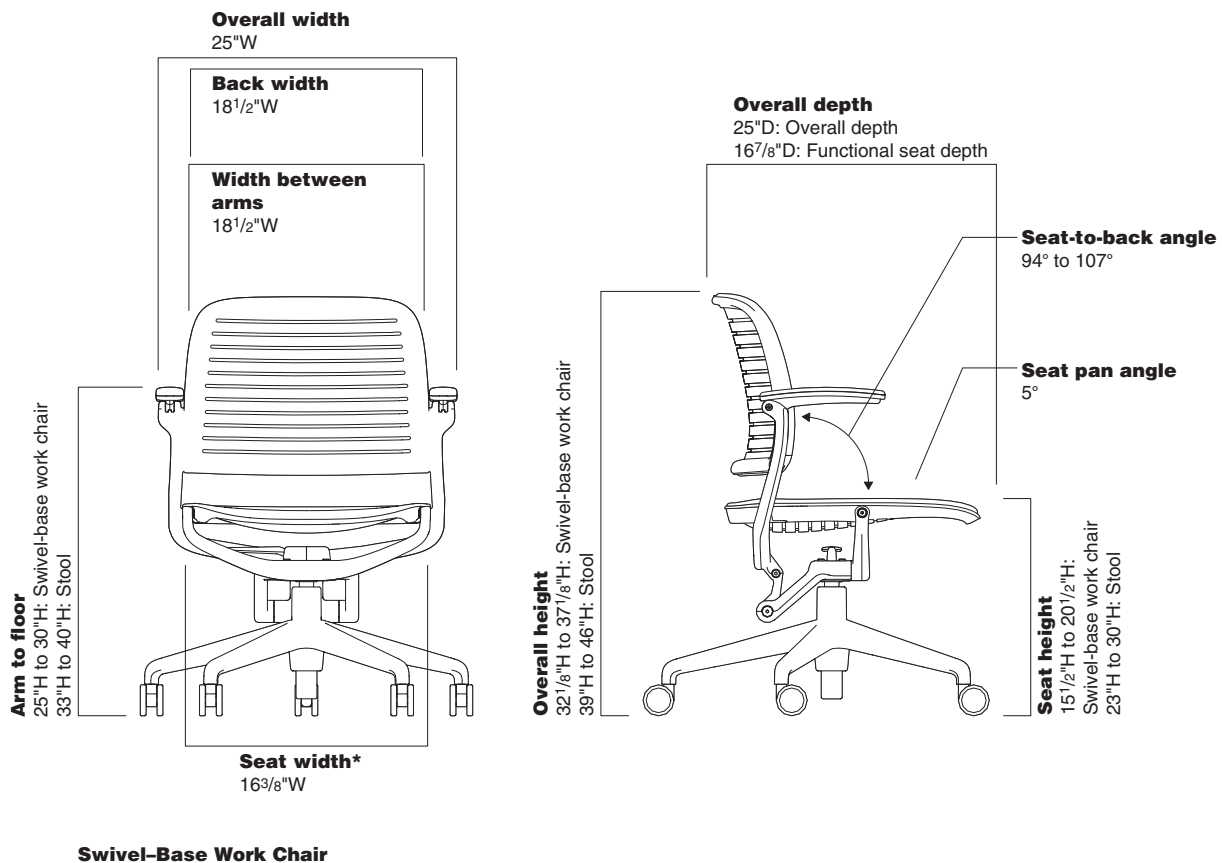
Features	Overall Depth	Width	Height	Seat Depth	Functional Seat Depth	Seat Width*	Seat Height from Floor	Ring Height from Floor	Back Width	Back Height from Seat
Cachet 487 Series										
Leg-Base Multi-Use Chairs										
Fixed-Height	20½"	23"	34¼"	19¾"	16⅞"	16⅜"	17⅝"	N.A.	18½"	18¾"
Swivel-Base Work Chairs										
Pneumatic	25"	25"	32⅛"–37⅛"	19¾"	16⅞"	16⅜"	15½"–20½"	N.A.	18½"	18¾"
Stools										
	25"	25"	39"–46"	19¾"	16⅞"	16⅜"	23"–30"	11¼"–13¼"	18½"	18¾"

* Seat width dimension is taken close to the front edge of the seat. The dimension closer to the actual sitting surface is 19".



Leg-Base Multi-Use Chair

• Back Lumbar Height	• Width Between Arms	• Arm to Floor	• Arm Height from Seat	• Seat Pan Angle	• Angle Between Seat and Back
Leg-Base Multi-Use Chairs					
8"	18½"	27"	10¾"	5°	94°–104°
Swivel-Base Work Chairs					
8"	18½"	25"–30"	10¾"	5°	94°–107°
Stools					
8"	18½"	33"–40"	10¾"	5°	94°–107°



Cachet 487 Series

Cachet 487 Series Swivel-Base Work Chairs



Standard Includes		Required to Specify
<ul style="list-style-type: none"> ▶ Need help? Product details, page 64 	<ul style="list-style-type: none"> Balanced-action rocker (BAR) mechanism Frame, seat, back, flip-up arms, and five-arm base: plastic 5" pneumatic seat-height adjustment Upholstery, if selected: fabric price group 1 2 3/8" diameter, hard composition, dual-wheel casters: black plastic 	<ol style="list-style-type: none"> 1 Style number 2 Plastic color number for frame, seat, back, flip-up arms, and five-arm base 3 Fabric color number for upholstery on seat and back, or seat, if selected 4 Options, if selected (see below) <ul style="list-style-type: none"> ▶ See <i>Surface Materials</i>, page 520.

Options	U.S. Price	Required to Specify
Surface Materials	Upholstery on seat and back	
<ul style="list-style-type: none"> Fabric price group 1 Fabric price group 2 Fabric price group 3 Fabric price group 4 Fabric price group 5 Fabric price group 6 Fabric price group 7 Fabric price group 8 Fabric price group 9 Fabric price group 10 Steelcase leather upholstery 	<ul style="list-style-type: none"> No cost +\$ 40 +\$ 78 +\$109 +\$135 +\$167 +\$193 +\$242 +\$299 +\$338 +\$287 	<ul style="list-style-type: none"> Specify fabric color number. Specify fabric color number. Specify fabric color number. Specify fabric color number. Specify fabric color number. Specify fabric color number. Specify fabric color number. Specify fabric color number. Specify fabric color number. Specify fabric color number. Specify fabric color number. Add suffix S to the style number and specify leather color number. Add suffix S to the style number and specify Select Surfaces leather price group 1. ▶ See <i>Surface Materials Reference Manual</i>. Add suffix S to the style number and specify Elmosoft leather color number. Add suffix S to the style number and specify Select Surfaces leather price group 2. ▶ See <i>Surface Materials Reference Manual</i>. Specify vinyl color number. ▶ See <i>Surface Materials Reference Manual</i> to specify. Add suffix S to the style number and specify leather color number. ▶ See <i>Surface Materials Reference Manual</i> to specify.
<ul style="list-style-type: none"> Select Surfaces leather price group 1 Elmosoft leather upholstery Select Surfaces leather price group 2 Vinyl Customer's Own Material (COM) Customer's Own Leather (COL) 	<ul style="list-style-type: none"> +\$287 +\$333 +\$333 +\$ 40 No cost No cost 	
Contrasting upholstery on seat and back		
<ul style="list-style-type: none"> Contrasting fabrics 	<ul style="list-style-type: none"> +\$ 49 	<ul style="list-style-type: none"> Add suffix K to the style number and specify fabric color numbers.
Contrasting upholstery on seat		
<ul style="list-style-type: none"> Fabric price group 1 Fabric price group 2 Fabric price group 3 Fabric price group 4 Fabric price group 5 Fabric price group 6 Fabric price group 7 Fabric price group 8 Fabric price group 9 Fabric price group 10 Steelcase leather upholstery 	<ul style="list-style-type: none"> No cost +\$ 22 +\$ 36 +\$ 52 +\$ 68 +\$ 83 +\$ 94 +\$120 +\$148 +\$167 +\$143 	<ul style="list-style-type: none"> Specify fabric color number. Specify fabric color number. Specify fabric color number. Specify fabric color number. Specify fabric color number. Specify fabric color number. Specify fabric color number. Specify fabric color number. Specify fabric color number. Specify fabric color number. Specify fabric color number. Add suffix S to the style number and specify leather color number. Add suffix S to the style number and specify leather color number. Add suffix S to the style number and specify leather color number. Specify vinyl color number. ▶ See <i>Surface Materials Reference Manual</i> to specify. Add suffix S to the style number and specify leather color number.
<ul style="list-style-type: none"> Select Surfaces leather price group 1 Elmosoft leather upholstery Select Surfaces leather price group 2 Vinyl Customer's Own Material (COM) Customer's Own Leather (COL) 	<ul style="list-style-type: none"> +\$143 +\$167 +\$167 +\$ 22 No cost No cost 	

▶ Detailed dimensions, page 66

 **For Canadian Pricing**
 Multiply U.S. Price by the Canadian price factor.
 ▶ See page 1 for details.

▶ **Options, continued on next page**

► Options, continued from previous page

	Options	U.S. Price	Required to Specify
Surface Materials, continued	Contrasting upholstery on back		
	• Fabric price group 1	No cost	Specify fabric color number.
	• Fabric price group 2	+\$ 24	Specify fabric color number.
	• Fabric price group 3	+\$ 38	Specify fabric color number.
	• Fabric price group 4	+\$ 53	Specify fabric color number.
	• Fabric price group 5	+\$ 68	Specify fabric color number.
	• Fabric price group 6	+\$ 84	Specify fabric color number.
	• Fabric price group 7	+\$ 99	Specify fabric color number.
	• Fabric price group 8	+\$121	Specify fabric color number.
	• Fabric price group 9	+\$148	Specify fabric color number.
	• Fabric price group 10	+\$168	Specify fabric color number.
	• Steelcase leather upholstery	+\$145	Specify fabric color number. Add suffix S to the style number and specify leather color number.
	• Select Surfaces leather price group 1	+\$145	Add suffix S to the style number and specify leather color number.
• Elmosoft leather upholstery	+\$167	Add suffix S to the style number and specify leather color number.	
• Select Surfaces leather price group 2	+\$167	Add suffix S to the style number and specify leather color number.	
• Vinyl	+\$ 24	Specify vinyl color number.	
• Customer's Own Material (COM)	No cost	► See <i>Surface Materials Reference Manual</i> to specify.	
• Customer's Own Leather (COL)	No cost	Add suffix S to the style number and specify leather color number.	
• Soil-retardant treatment	+\$ 38	Specify <i>with soil-retardant treatment</i> .	
Casters	• Soft, dark grey treaded, dual-wheel roll-control casters for use on hard floors: black plastic	+\$ 38	Specify <i>with soft roll-control casters</i> .

Specification Information

Without Upholstery



Style Number	U.S. Base Price
4871110	\$1197

With Upholstered Seat



Style Number	U.S. Base Price
4871210	\$1427

With Upholstered Seat and Back



Style Number	U.S. Base Price
4871211	\$1537

► Detailed dimensions, page 66



For Canadian Pricing
Multiply U.S. Price by the Canadian price factor.
► See page 1 for details.

Cachet 487 Series Leg-Base Multi-Use Chairs

Without Arms or with Flip-Up Arms



Standard Includes	Required to Specify
<ul style="list-style-type: none"> ▶ Need help? Product details, page 64 Balanced-action rocker (BAR) mechanism Frame, seat, back, and four-leg base: plastic Flip-up arms, if selected: plastic color to match frame, seat, and four-leg base Upholstery, if selected: fabric price group 1 Hard glides: color-matched to frame 	<ol style="list-style-type: none"> Style number Plastic color number for frame, seat, back, four-leg base, and flip-up arms, if selected Fabric color number for upholstery on seat and back, or seat, if selected Options, if selected (see below) <p>▶ See <i>Surface Materials</i>, page 520.</p>

Surface Materials	Options	U.S. Price	Required to Specify
	Upholstery on seat and back		
	<ul style="list-style-type: none"> Fabric price group 1 Fabric price group 2 Fabric price group 3 Fabric price group 4 Fabric price group 5 Fabric price group 6 Fabric price group 7 Fabric price group 8 Fabric price group 9 Fabric price group 10 Steelcase leather upholstery 	<ul style="list-style-type: none"> No cost +\$ 40 +\$ 78 +\$109 +\$135 +\$167 +\$193 +\$242 +\$299 +\$338 +\$287 	<ul style="list-style-type: none"> Specify fabric color number. Specify fabric color number. Specify fabric color number. Specify fabric color number. Specify fabric color number. Specify fabric color number. Specify fabric color number. Specify fabric color number. Specify fabric color number. Specify fabric color number. Add suffix S to the style number and specify leather color number.
	<ul style="list-style-type: none"> Select Surfaces leather price group 1 	+\$287	<ul style="list-style-type: none"> Add suffix S to the style number and specify Select Surfaces leather price group 1.
	<ul style="list-style-type: none"> Elmosoft leather upholstery 	+\$333	<ul style="list-style-type: none"> ▶ See <i>Surface Materials Reference Manual</i>. Add suffix S to the style number and specify Elmosoft leather color number.
	<ul style="list-style-type: none"> Select Surfaces leather price group 2 	+\$333	<ul style="list-style-type: none"> Add suffix S to the style number and specify Select Surfaces leather price group 2.
	<ul style="list-style-type: none"> Vinyl Customer's Own Material (COM) 	<ul style="list-style-type: none"> +\$ 40 No cost 	<ul style="list-style-type: none"> ▶ See <i>Surface Materials Reference Manual</i>. Specify vinyl color number.
	<ul style="list-style-type: none"> Customer's Own Leather (COL) 	No cost	<ul style="list-style-type: none"> ▶ See <i>Surface Materials Reference Manual</i> to specify. Add suffix S to the style number and specify leather color number.

Contrasting upholstery on seat and back

<ul style="list-style-type: none"> Contrasting fabrics 	+\$ 49	Add suffix K to the style number and specify fabric color numbers.
---	--------	---

Contrasting upholstery on seat

<ul style="list-style-type: none"> Fabric price group 1 Fabric price group 2 Fabric price group 3 Fabric price group 4 Fabric price group 5 Fabric price group 6 Fabric price group 7 Fabric price group 8 Fabric price group 9 Fabric price group 10 Steelcase leather upholstery 	<ul style="list-style-type: none"> No cost +\$ 22 +\$ 36 +\$ 52 +\$ 68 +\$ 83 +\$ 94 +\$120 +\$148 +\$167 +\$143 	<ul style="list-style-type: none"> Specify fabric color number. Specify fabric color number. Specify fabric color number. Specify fabric color number. Specify fabric color number. Specify fabric color number. Specify fabric color number. Specify fabric color number. Specify fabric color number. Specify fabric color number. Add suffix S to the style number and specify leather color number.
<ul style="list-style-type: none"> Select Surfaces leather price group 1 	+\$143	<ul style="list-style-type: none"> Add suffix S to the style number and specify leather color number.
<ul style="list-style-type: none"> Elmosoft leather upholstery 	+\$167	<ul style="list-style-type: none"> Add suffix S to the style number and specify leather color number.
<ul style="list-style-type: none"> Select Surfaces leather price group 2 	+\$167	<ul style="list-style-type: none"> Add suffix S to the style number and specify leather color number.
<ul style="list-style-type: none"> Vinyl Customer's Own Material (COM) 	<ul style="list-style-type: none"> +\$ 22 No cost 	<ul style="list-style-type: none"> ▶ See <i>Surface Materials Reference Manual</i> to specify. Specify vinyl color number.
<ul style="list-style-type: none"> Customer's Own Leather (COL) 	No cost	<ul style="list-style-type: none"> Add suffix S to the style number and specify leather color number.

▶ Detailed dimensions, page 66



For Canadian Pricing

Multiply U.S. Price by the Canadian price factor.

▶ See page 1 for details.

▶ **Options, continued on next page**

 = Transitional product

► Options, continued from previous page

Options	U.S. Price	Required to Specify
Surface Materials, continued		
Contrasting upholstery on back		
• Fabric price group 1	No cost	Specify fabric color number.
• Fabric price group 2	+\$ 24	Specify fabric color number.
• Fabric price group 3	+\$ 38	Specify fabric color number.
• Fabric price group 4	+\$ 53	Specify fabric color number.
• Fabric price group 5	+\$ 68	Specify fabric color number.
• Fabric price group 6	+\$ 84	Specify fabric color number.
• Fabric price group 7	+\$ 99	Specify fabric color number.
• Fabric price group 8	+\$121	Specify fabric color number.
• Fabric price group 9	+\$148	Specify fabric color number.
• Fabric price group 10	+\$168	Specify fabric color number.
• Steelcase leather upholstery	+\$145	Specify fabric color number. Add suffix S to the style number and specify leather color number.
• Select Surfaces leather price group 1	+\$145	Specify fabric color number. Add suffix S to the style number and specify leather color number.
• Elmosoft leather upholstery	+\$167	Specify fabric color number. Add suffix S to the style number and specify leather color number.
• Select Surfaces leather price group 2	+\$167	Specify fabric color number. Add suffix S to the style number and specify leather color number.
• Vinyl	+\$ 24	Specify fabric color number. Add suffix S to the style number and specify leather color number.
• Customer's Own Material (COM)	No cost	Specify vinyl color number. ► See <i>Surface Materials Reference Manual</i> to specify.
• Customer's Own Leather (COL)	No cost	Add suffix S to the style number and specify leather color number.
• Soil-retardant treatment	+\$ 38	Specify <i>with soil-retardant treatment</i> .
Glides		
• Soft felt glides: color matched to frame	+\$ 17	Specify <i>with soft glides</i> .

Specification Information

Without Upholstery



• Style Number
• U.S. Base Price

With Upholstered Seat



• Style Number
• U.S. Base Price

With Upholstered Seat and Back



• Style Number
• U.S. Base Price

Without Arms

4878100 \$720

4878200 \$ 950

4878201 \$1060

Without Upholstery



• Style Number
• U.S. Base Price

With Upholstered Seat



• Style Number
• U.S. Base Price

With Upholstered Seat and Back



• Style Number
• U.S. Base Price

With Flip-Up Arms

4878110 \$907

4878210 \$1137

4878211 \$1247

= Transitional product

Cachet 487 Series Swivel-Base Stools T



	Standard Includes	Required to Specify
<ul style="list-style-type: none"> ▶ Need help? Product details, page 64 	<ul style="list-style-type: none"> • Balanced-action rocker (BAR) mechanism • Frame, seat, back, flip-up arms, and five-arm base: black plastic • 7³/₄" pneumatic seat-height adjustment • Upholstery, if selected: fabric price group 1 • 2³/₈" diameter, hard composition, dual-wheel casters: black plastic 	<ol style="list-style-type: none"> 1 Style number 2 Fabric color number for upholstery on seat and back, or seat, if selected 3 Options, if selected (see below) <ul style="list-style-type: none"> ▶ See <i>Surface Materials</i>, page 520.

	Options	U.S. Price	Required to Specify
Surface Materials	Upholstery on seat and back		
	<ul style="list-style-type: none"> • Fabric price group 1 • Fabric price group 2 • Fabric price group 3 • Fabric price group 4 • Fabric price group 5 • Fabric price group 6 • Fabric price group 7 • Fabric price group 8 • Fabric price group 9 • Fabric price group 10 • Steelcase leather upholstery 	<ul style="list-style-type: none"> No cost +\$ 40 +\$ 78 +\$109 +\$135 +\$167 +\$193 +\$242 +\$299 +\$338 +\$287 	<ul style="list-style-type: none"> Specify fabric color number. Specify fabric color number. Specify fabric color number. Specify fabric color number. Specify fabric color number. Specify fabric color number. Specify fabric color number. Specify fabric color number. Specify fabric color number. Specify fabric color number. Add suffix S to the style number and specify leather color number. Add suffix S to the style number and specify Select Surfaces leather price group 1. ▶ See <i>Surface Materials Reference Manual</i>. Add suffix S to the style number and specify Elmosoft leather color number. Add suffix S to the style number and specify Select Surfaces leather price group 2. ▶ See <i>Surface Materials Reference Manual</i>. Specify vinyl color number. ▶ See <i>Surface Materials Reference Manual</i> to specify. Add suffix S to the style number and specify leather color number. ▶ See <i>Surface Materials Reference Manual</i> to specify.
	<ul style="list-style-type: none"> • Select Surfaces leather price group 1 • Elmosoft leather upholstery • Select Surfaces leather price group 2 • Vinyl • Customer's Own Material (COM) • Customer's Own Leather (COL) 	<ul style="list-style-type: none"> +\$287 +\$333 +\$333 +\$ 40 No cost No cost 	<ul style="list-style-type: none"> ▶ See <i>Surface Materials Reference Manual</i>. Add suffix S to the style number and specify leather color number. ▶ See <i>Surface Materials Reference Manual</i> to specify. Add suffix S to the style number and specify leather color number. ▶ See <i>Surface Materials Reference Manual</i> to specify.
	Contrasting upholstery on seat and back		
	<ul style="list-style-type: none"> • Contrasting fabrics 	<ul style="list-style-type: none"> +\$ 49 	<ul style="list-style-type: none"> Add suffix K to the style number and specify fabric color numbers.
	Contrasting upholstery on seat		
	<ul style="list-style-type: none"> • Fabric price group 1 • Fabric price group 2 • Fabric price group 3 • Fabric price group 4 • Fabric price group 5 • Fabric price group 6 • Fabric price group 7 • Fabric price group 8 • Fabric price group 9 • Fabric price group 10 • Steelcase leather upholstery 	<ul style="list-style-type: none"> No cost +\$ 22 +\$ 36 +\$ 52 +\$ 68 +\$ 83 +\$ 94 +\$120 +\$148 +\$167 +\$143 	<ul style="list-style-type: none"> Specify fabric color number. Specify fabric color number. Specify fabric color number. Specify fabric color number. Specify fabric color number. Specify fabric color number. Specify fabric color number. Specify fabric color number. Specify fabric color number. Specify fabric color number. Add suffix S to the style number and specify leather color number. Add suffix S to the style number and specify leather color number. Add suffix S to the style number and specify leather color number. Specify vinyl color number. ▶ See <i>Surface Materials Reference Manual</i> to specify. Add suffix S to the style number and specify leather color number.
	<ul style="list-style-type: none"> • Select Surfaces leather price group 1 • Elmosoft leather upholstery • Select Surfaces leather price group 2 • Vinyl • Customer's Own Material (COM) • Customer's Own Leather (COL) 	<ul style="list-style-type: none"> +\$143 +\$167 +\$167 +\$ 22 No cost No cost 	<ul style="list-style-type: none"> ▶ See <i>Surface Materials Reference Manual</i> to specify. Add suffix S to the style number and specify leather color number.

▶ Options, continued on next page

T = Transitional product

▶ Detailed dimensions, page 66

For Canadian Pricing
 Multiply U.S. Price by the Canadian price factor.
 ▶ See page 1 for details.

► Options, continued from previous page

	Options	U.S. Price	Required to Specify
Surface Materials, continued	Contrasting upholstery on back		
	• Fabric price group 1	No cost	Specify fabric color number.
	• Fabric price group 2	+\$ 24	Specify fabric color number.
	• Fabric price group 3	+\$ 38	Specify fabric color number.
	• Fabric price group 4	+\$ 53	Specify fabric color number.
	• Fabric price group 5	+\$ 68	Specify fabric color number.
	• Fabric price group 6	+\$ 84	Specify fabric color number.
	• Fabric price group 7	+\$ 99	Specify fabric color number.
	• Fabric price group 8	+\$121	Specify fabric color number.
	• Fabric price group 9	+\$148	Specify fabric color number.
	• Fabric price group 10	+\$168	Specify fabric color number.
	• Steelcase leather upholstery	+\$145	Specify fabric color number. Add suffix S to the style number and specify leather color number.
	• Select Surfaces leather price group 1	+\$145	Add suffix S to the style number and specify leather color number.
• Elmosoft leather upholstery	+\$167	Add suffix S to the style number and specify leather color number.	
• Select Surfaces leather price group 2	+\$167	Add suffix S to the style number and specify leather color number.	
• Vinyl	+\$ 24	Specify vinyl color number.	
• Customer's Own Material (COM)	No cost	► See <i>Surface Materials Reference Manual</i> to specify.	
• Customer's Own Leather (COL)	No cost	Add suffix S to the style number and specify leather color number.	
	• Soil-retardant treatment	+\$ 38	Specify <i>with soil-retardant treatment</i> .
Casters	• Soft, dark grey treaded, dual-wheel roll-control casters for use on hard floors: black plastic	+\$ 38	Specify <i>with soft roll-control casters</i> .

Specification Information

Without Upholstery



Style Number	U.S. Base Price
4877110	\$1690

With Upholstered Seat



Style Number	U.S. Base Price
4877210	\$1920

With Upholstered Seat and Back



Style Number	U.S. Base Price
4877211	\$2030




For Canadian Pricing
Multiply U.S. Price by the Canadian price factor.
► See page 1 for details.

= Transitional product

Cushion Upholstery Packages

Cushion Upholstery Package for Back and Seat

For Use on Leg-Base, Swivel, and Stool Models



Standard Includes	Required to Specify
-------------------	---------------------

- | | |
|--|--|
| Standard Includes | Required to Specify |
| <ul style="list-style-type: none"> • Package of one seat and one back cushion • Cushion upholstery for seat and back: fabric price group 1 • Outer back: plastic to match chair | <ol style="list-style-type: none"> 1 Style number 2 Fabric color number 3 Specify plastic color of back to match chair 4 Options, if selected (see below) <p>▶ See <i>Surface Materials</i>, page 520.</p> |

Options	U.S. Price	Required to Specify
---------	------------	---------------------

Options	U.S. Price	Required to Specify
Surface Materials		
Upholstery on seat and back		
• Fabric price group 1	No cost	Specify fabric color number.
• Fabric price group 2	+\$ 40	Specify fabric color number.
• Fabric price group 3	+\$ 78	Specify fabric color number.
• Fabric price group 4	+\$109	Specify fabric color number.
• Fabric price group 5	+\$135	Specify fabric color number.
• Fabric price group 6	+\$167	Specify fabric color number.
• Fabric price group 7	+\$193	Specify fabric color number.
• Fabric price group 8	+\$242	Specify fabric color number.
• Fabric price group 9	+\$299	Specify fabric color number.
• Fabric price group 10	+\$338	Specify fabric color number.
• Steelcase leather upholstery	+\$287	Add suffix S to the style number and specify leather color number.
• Select Surfaces leather price group 1	+\$287	Add suffix S to the style number and specify Select Surfaces leather price group 1.
		▶ See <i>Surface Materials Reference Manual</i> .
• Elmosoft leather upholstery	+\$333	Add suffix S to the style number and specify Elmosoft leather color number.
• Select Surfaces leather price group 2	+\$333	Add suffix S to the style number and specify Select Surfaces leather price group 2.
		▶ See <i>Surface Materials Reference Manual</i> .
• Vinyl	+\$ 40	Specify vinyl color number.
• Customer's Own Material (COM)	No cost	▶ See <i>Surface Materials Reference Manual</i> to specify.
• Customer's Own Leather (COL)	No cost	Add suffix S to the style number and specify leather color number.
		▶ See <i>Surface Materials Reference Manual</i> .
Contrasting upholstery on seat and back		
• Contrasting fabrics	+\$ 49	Add suffix K to the style number and specify fabric color numbers.

▶ Options, continued on next page



For Canadian Pricing

Multiply U.S. Price by the Canadian price factor.

▶ See page 1 for details.

► Options, continued from previous page

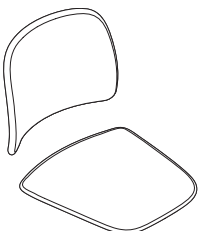
	Options	U.S. Price	Required to Specify	
Surface Materials, continued	Contrasting upholstery on seat			
	• Fabric price group 1	No cost	Specify fabric color number.	
	• Fabric price group 2	+\$ 22	Specify fabric color number.	
	• Fabric price group 3	+\$ 36	Specify fabric color number.	
	• Fabric price group 4	+\$ 52	Specify fabric color number.	
	• Fabric price group 5	+\$ 68	Specify fabric color number.	
	• Fabric price group 6	+\$ 83	Specify fabric color number.	
	• Fabric price group 7	+\$ 94	Specify fabric color number.	
	• Fabric price group 8	+\$120	Specify fabric color number.	
	• Fabric price group 9	+\$148	Specify fabric color number.	
	• Fabric price group 10	+\$167	Specify fabric color number.	
	• Steelcase leather upholstery	+\$143	Add suffix S to the style number and specify leather color number.	
	• Select Surfaces leather price group 1	+\$143	Add suffix S to the style number and specify leather color number.	
	• Elmosoft leather upholstery	+\$167	Add suffix S to the style number and specify leather color number.	
	• Select Surfaces leather price group 2	+\$167	Add suffix S to the style number and specify leather color number.	
	• Vinyl	+\$ 22	Specify vinyl color number.	
	• Customer's Own Material (COM)	No cost	► See <i>Surface Materials Reference Manual</i> to specify.	
	• Customer's Own Leather (COL)	No cost	Add suffix S to the style number and specify leather color number.	
		Contrasting upholstery on back		
		• Fabric price group 1	No cost	Specify fabric color number.
	• Fabric price group 2	+\$ 24	Specify fabric color number.	
	• Fabric price group 3	+\$ 38	Specify fabric color number.	
	• Fabric price group 4	+\$ 53	Specify fabric color number.	
	• Fabric price group 5	+\$ 68	Specify fabric color number.	
	• Fabric price group 6	+\$ 84	Specify fabric color number.	
	• Fabric price group 7	+\$ 99	Specify fabric color number.	
	• Fabric price group 8	+\$121	Specify fabric color number.	
	• Fabric price group 9	+\$148	Specify fabric color number.	
	• Fabric price group 10	+\$168	Specify fabric color number.	
	• Steelcase leather upholstery	+\$145	Add suffix S to the style number and specify leather color number.	
	• Select Surfaces leather price group 1	+\$145	Add suffix S to the style number and specify leather color number.	
	• Elmosoft leather upholstery	+\$167	Add suffix S to the style number and specify leather color number.	
	• Select Surfaces leather price group 2	+\$167	Add suffix S to the style number and specify leather color number.	
	• Vinyl	+\$ 24	Specify vinyl color number.	
	• Customer's Own Material (COM)	No cost	► See <i>Surface Materials Reference Manual</i> to specify.	
	• Customer's Own Leather (COL)	No cost	Add suffix S to the style number and specify leather color number.	
	• Soil-retardant treatment	+\$ 38	Specify with <i>soil-retardant treatment</i> .	

Specification Information

• Style Number	• U.S. Base Price
•	•
•	•

Package of 1 Back Cushion and 1 Seat Cushion

487STBK \$535

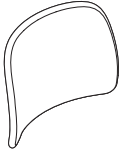


Cachet 487 Series

Cushion Upholstery Packages, continued

Cushion Upholstery Package for Back

For Use on Leg-Base, Swivel, and Stool Models



Standard Includes	Required to Specify
-------------------	---------------------

- | | |
|---|--|
| Standard Includes | Required to Specify |
| <ul style="list-style-type: none"> • One back cushion • Cushion upholstery for back: fabric price group 1 • Outer back: plastic to match chair | <ol style="list-style-type: none"> 1 Style number 2 Fabric color number for cushion 3 Specify plastic color of back to match chair 4 Options, if selected (see below) <p>▶ See <i>Surface Materials</i>, page 520.</p> |

Options	U.S. Price	Required to Specify
---------	------------	---------------------

Options	U.S. Price	Required to Specify
Surface Materials		
• Fabric price group 1	No cost	Specify fabric color number.
• Fabric price group 2	+\$ 24	Specify fabric color number.
• Fabric price group 3	+\$ 38	Specify fabric color number.
• Fabric price group 4	+\$ 53	Specify fabric color number.
• Fabric price group 5	+\$ 68	Specify fabric color number.
• Fabric price group 6	+\$ 84	Specify fabric color number.
• Fabric price group 7	+\$ 99	Specify fabric color number.
• Fabric price group 8	+\$121	Specify fabric color number.
• Fabric price group 9	+\$148	Specify fabric color number.
• Fabric price group 10	+\$168	Specify fabric color number.
• Steelcase leather upholstery	+\$145	Add suffix S to the style number and specify leather color number.
• Select Surfaces leather price group 1	+\$145	Add suffix S to the style number and specify Select Surfaces leather price group 1.
		▶ See <i>Surface Materials Reference Manual</i> .
• Elmosoft leather upholstery	+\$167	Add suffix S to the style number and specify leather color number.
• Select Surfaces leather price group 2	+\$167	Add suffix S to the style number and specify Select Surfaces leather price group 2.
		▶ See <i>Surface Materials Reference Manual</i> .
• Vinyl	+\$ 24	Specify vinyl color number.
• Customer's Own Material (COM)	No cost	▶ See <i>Surface Materials Reference Manual</i> to specify.
• Customer's Own Leather (COL)	No cost	Add suffix S to the style number and specify leather color number.
		▶ See <i>Surface Materials Reference Manual</i> .
• Soil-retardant treatment	+\$ 38	Specify <i>with soil-retardant treatment</i> .

Specification Information	
---------------------------	--

Style Number	U.S. Base Price
487BK	\$299



For Canadian Pricing

Multiply U.S. Price by the Canadian price factor.

▶ See page 1 for details.

Cushion Upholstery Package for Seat
For Use on Leg-Base, Swivel, and Stool Models



Standard Includes	Required to Specify
-------------------	---------------------

- | | |
|---|--|
| Standard Includes | Required to Specify |
| <ul style="list-style-type: none"> • One seat cushion • Cushion upholstery for seat: fabric price group 1 | <ol style="list-style-type: none"> 1 Style number 2 Fabric color number for cushion 3 Options, if selected (see below) <p>▶ See <i>Surface Materials</i>, page 520.</p> |

Options	U.S. Price	Required to Specify
---------	------------	---------------------

Options	U.S. Price	Required to Specify
Surface Materials		
<ul style="list-style-type: none"> • Fabric price group 1 • Fabric price group 2 • Fabric price group 3 • Fabric price group 4 • Fabric price group 5 • Fabric price group 6 • Fabric price group 7 • Fabric price group 8 • Fabric price group 9 • Fabric price group 10 • Steelcase leather upholstery 	<ul style="list-style-type: none"> No cost +\$ 22 +\$ 36 +\$ 52 +\$ 68 +\$ 83 +\$ 94 +\$120 +\$148 +\$167 +\$143 	<ul style="list-style-type: none"> Specify fabric color number. Specify fabric color number. Specify fabric color number. Specify fabric color number. Specify fabric color number. Specify fabric color number. Specify fabric color number. Specify fabric color number. Specify fabric color number. Specify fabric color number. Add suffix S to the style number and specify leather color number. Add suffix S to the style number and specify Select Surfaces leather price group 1.
<ul style="list-style-type: none"> • Select Surfaces leather price group 1 	+\$143	<ul style="list-style-type: none"> ▶ See <i>Surface Materials Reference Manual</i>.
<ul style="list-style-type: none"> • Elmosoft leather upholstery 	+\$167	<ul style="list-style-type: none"> Add suffix S to the style number and specify leather color number.
<ul style="list-style-type: none"> • Select Surfaces leather price group 2 	+\$167	<ul style="list-style-type: none"> Add suffix S to the style number and specify Select Surfaces leather price group 2. ▶ See <i>Surface Materials Reference Manual</i>.
<ul style="list-style-type: none"> • Vinyl • Customer's Own Material (COM) 	<ul style="list-style-type: none"> +\$ 22 No cost 	<ul style="list-style-type: none"> Specify vinyl color number. ▶ See <i>Surface Materials Reference Manual</i> to specify.
<ul style="list-style-type: none"> • Customer's Own Leather (COL) 	No cost	<ul style="list-style-type: none"> Add suffix S to the style number and specify leather color number.
<ul style="list-style-type: none"> • Soil-retardant treatment 	+\$ 38	<ul style="list-style-type: none"> ▶ See <i>Surface Materials Reference Manual</i>. Specify with soil-retardant treatment.

Specification Information	
Style Number	U.S. Base Price

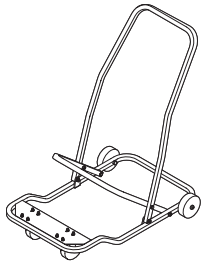
Style Number	U.S. Base Price
487ST	\$299

Cachet 487 Series

For Canadian Pricing
Multiply U.S. Price by the Canadian price factor.
▶ See page 1 for details.

Cachet 487 Series Accessories T

Transport and Storage Dolly T

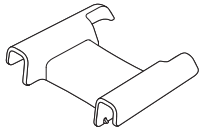


Tip: Transport and storage dolly is for leg-base chairs only.

Standard Includes	Required to Specify
<ul style="list-style-type: none"> ▶ Need help? Product details, page 65 • Transport and storage dolly: black paint only 	Style number

Specification Information	
• Style Number	• U.S. Price
487D T	\$957
:	:
:	:

Ganging and Alignment Devices T



Tip: Ganging and alignment devices are for leg-base chairs only.

Standard Includes	Required to Specify
<ul style="list-style-type: none"> ▶ Need help? Product details, page 65 • Carton of 5 devices: color matched to frame 	<ul style="list-style-type: none"> 1 Style number 2 Plastic color number to match chair ▶ See <i>Surface Materials</i>, page 520.

Specification Information	
• Style Number	• U.S. Price
487G T	\$95
:	:
:	:



For Canadian Pricing
 Multiply U.S. Price by the Canadian price factor.
 ▶ See page 1 for details.

T = Transitional product

Understanding and Specifying Brody 488 Series Lounge Seating



Statement of Line	80
--------------------------	-----------



Product Details

Brody WorkLounge 488 Series	82
Brody WorkLounge Dimensions	88
Brody WorkLounge Application Tips	90
Brody Desk 488 Series	92
Brody Desk Dimensions	95
Brody Desk Application Tips	96

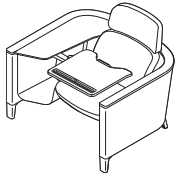


Specifying

Brody WorkLounge	98
Brody Privacy WorkLounge	100
Brody Privacy WorkLounge with Extension	102
Brody Privacy Desk	104
Brody Privacy Desk with Extension	106
Brody Footrest	108

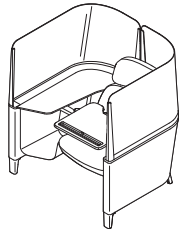
Statement of Line

Brody 488 Series



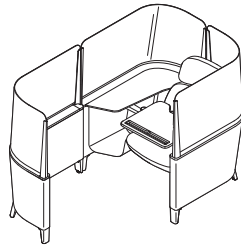
Brody WorkLounge

- Understanding
- ▶ Page 82
- Specifying
- ▶ Page 98



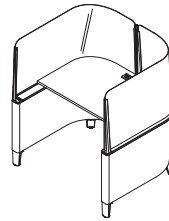
Brody Privacy WorkLounge

- Understanding
- ▶ Page 82
- Specifying
- ▶ Page 100



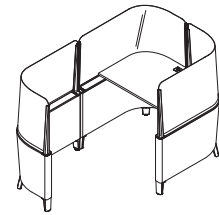
Brody Privacy WorkLounge with Extension

- Understanding
- ▶ Page 82
- Specifying
- ▶ Page 102



Brody Privacy Desk

- Understanding
- ▶ Page 92
- Specifying
- ▶ Page 104



Brody Privacy Desk with Extension

- Understanding
- ▶ Page 92
- Specifying
- ▶ Page 106

Brody WorkLounge 488 Series

The Brody WorkLounge

is a private workspace designed to be good for the body and good for the brain—providing places to get away without going away. A drop-in destination for focus in a relaxed posture. Brody includes integrating power, ergonomic comfort in the highly-desired lounge posture, personal storage, lighting, privacy screens offering shelter from distractions and safe shielding, and a personal worksurface that keeps technology at eye level, reducing neck and shoulder strain.

Screen alignment clip

ensures privacy screens remain aligned.

Side surface is a laminate surface and creates space to spread work out.

Storage caddy delivers a convenient place to store belongings off the floor and within arm's reach.

Integrated power is easily accessible, so the user can focus on work and not worry about battery level.

Lower surround is upholstery wrapped and creates a barrier around the workspace.

dash mini LED light integrates seamlessly to deliver adjustable, efficient lighting where it is needed most.

Screens provide shielding from visual distractions and enhance personal privacy and psychological comfort.

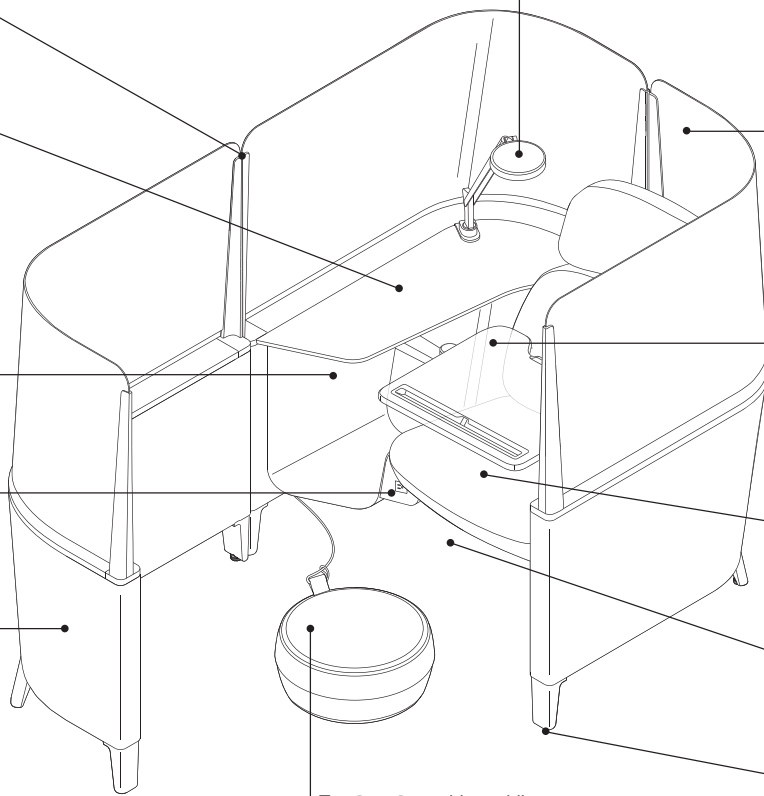
Personal worksurface tilts to ergonomically support a user's wrists for keyboarding while also allowing the screen to rise up to eye level, reducing neck strain.

Seat has adaptive bolstering which creates comfort pockets designed to support every user.

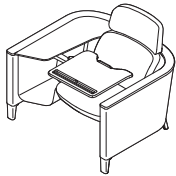
Open cavity beneath seat provides storage space for footrest.

Footrest provides additional support for legs and feet, helping maintain a comfortable, reclined posture. Footrest fits under the seat when not in use.

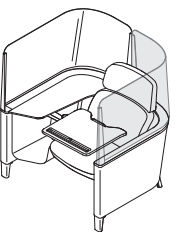
Leveling glides on foot adjust 1 1/2" for uneven floors.



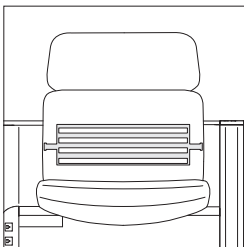
Product Details



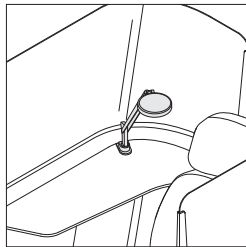
Brody is available with and without screens.



Screens on privacy WorkLounge with extension can only be omitted on the opposite side of where the side surface is located.

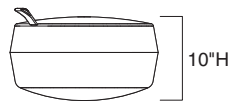


LiveLumbar offers a dialed in spring force in the lumbar region that actively supports the lower back.

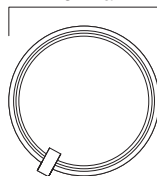


dash mini LED light is available if power has been specified and can be field installed.

dash mini LED light adjusts 19⁷/₈"H from the side surface. The base and head pivot 360°.

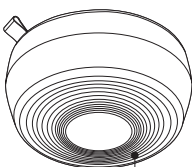


18" Dia.



Footrest has plastic base and an overall height of 10" and a diameter of 18".

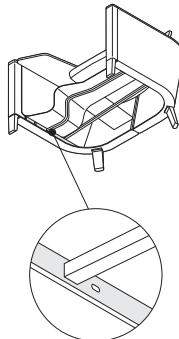
Integrated loop on footrest allows for easy repositioning of the footrest in the workspace. It is 1³/₄"W x 2" long and can be used to tether the footrest to the frame.



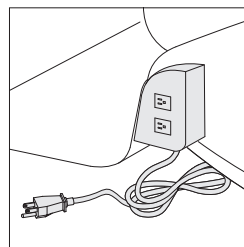
Non-slip surface

Footrest base is domed in the middle, allowing it to move to adapt to user preferences.

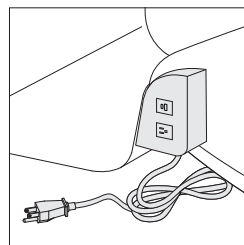
Bottom of footrest has a non-slip surface toward the outside to prevent sliding.



Footrest can be tethered to the frame. There is a small slot on the frame designed for a Kensington lock.

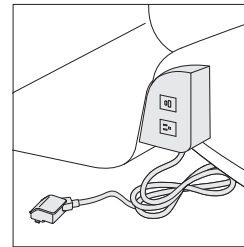


Two NEMA outlets



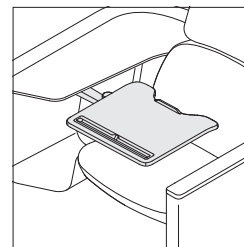
One NEMA, one USB outlet

Power is standard with two three-prong NEMA outlets. It is available with one three-prong NEMA outlet and one USB outlet as an option. USB outlet includes one USB-A port and one USB-C port. The cord is 10' long and is available with either a standard three-prong NEMA plug for use with standard receptacles or with Steelcase's proprietary Thread low-profile plug for use with one-door and two-door low-profile connectors.

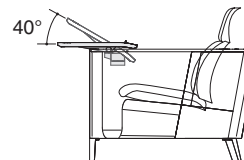


Proprietary low-profile plug can only be used with the Thread system and will not interface with existing receptacles. In order to achieve ADA compliance for connectors in an egress location, we developed our own plug design.

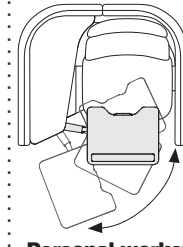
Note: Always consult your local inspector prior to purchasing the Thread system to ensure all local codes and ordinances are satisfied since local regulations may supersede those spelled out in the National Electric Code.



Personal worksurface has a cut out to hold technology like smart phones and tablets. The worksurface measures 16⁵/₈"D x 18¹/₄"W and is 26⁷/₈"H from the floor.



Personal worksurface tilts up to 40° allowing users to bring work to eye level.



Personal worksurface swivels 125° in and out to allow easy entry and exit.

Surface Materials

► See surface materials on page 520 for specific availability or refer to the *Surface Materials Reference Manual* for further information.

Seat upholstery

- Fabric
- Vinyl
- Leather
- Elmosoft Leather
- Select Surfaces leather
- COL
- COM

Screen

- Arcylic – 6559 Satin Ice
 - Buzz2 fabric
 - COM
- Tip: COM selections are strictly limited. Please reference the COM page at www.steelcase.com to make your selections.*

Lower surround upholstery

- Fabric
 - Vinyl
 - COM
- Tip: The standard application direction of fabric on the lower surround is warp horizontal. Standard Steelcase fabrics were designed for this application direction.*

Upper footrest

- Fabric
 - Vinyl
 - Leather
 - Elmosoft Leather
 - Select Surfaces leather
 - Plastic
 - COL
 - COM
- Tip: Consider fabrics appropriate for high-wear environments for the upper footrest.*

Lower footrest

- 6053 Seagull
- 6059 Sterling Dark Solid

Trim

- Fabric
- Plastic
- COM

Brody WorkLounge 488 Series, continued

Light

- 4231 Arctic White
- 4710 Low Gloss Black
- 4799 Platinum
- Accent paint (option)

Side surface

- 2410 Graphite Walnut
- 2511 Winter on Maple **E**
- 2535 Virginia Walnut
- 2536 Blackwood
- 2883 Seagull
- 2HAT Acacia

Storage caddy, lower surround trim, seat shell, personal worksurface, personal worksurface arm, screen brackets, power, frame, foot, and back of caddy finishes can be found on the color scheme matrix.

▶ See page 85.

Programs & Services

▶ See the *Surface Materials Reference Manual* for further detail about programs and services offered for seating.

The Customer's Own Material (COM)

Program offers the opportunity for customers to select fabrics that are not offered through the standard Steelcase surface materials program for use on Steelcase products. Through the COM program, Steelcase will test your materials for application on Steelcase products. Once approved, you can place your order. Steelcase will facilitate the entire ordering process and give you a production schedule. Steelcase will order the COM fabric directly from the textile manufacturer. For up-to-date information regarding fabric test results for all COM fabrics and details regarding yardage requirements for most Seating lines, visit the COM Web site. To locate the COM Web site:

- Visit www.steelcase.com

Soil retardants are treatments that provide long-term soil and stain resistance to a fabric without affecting the shade or the integrity of the fabric. The following Steelcase Textiles are available pre-treated with soil retardant. (You do not need to select the soil-retardant option for these fabrics and incur the upcharge.)

- Jacks
- Link

For information on soil retardant fabrics on Select Surfaces, please refer to the *Surface Materials Reference Manual*.

Soil-retardant treatment is available on all other seating fabrics at an additional upcharge per seating unit. To order this option, please select "Soil-Retardant Treatment" under "Optional Accessories."

For soil-retardant treatment on COMs, please select "Soil-Retardant Treatment" under "Optional Accessories." Minimums or additional yardage may be required. Please contact the vendor directly for specific information.

Extended lead times may be necessary for this service.

Contact your Steelcase Solutions Fulfillment Team Representative at 1.888.STEELCASE (1.888.783.3522) or send an email to lineone@steelcase.com.

Dimensions

▶ Page 88

Resources

Printed Materials

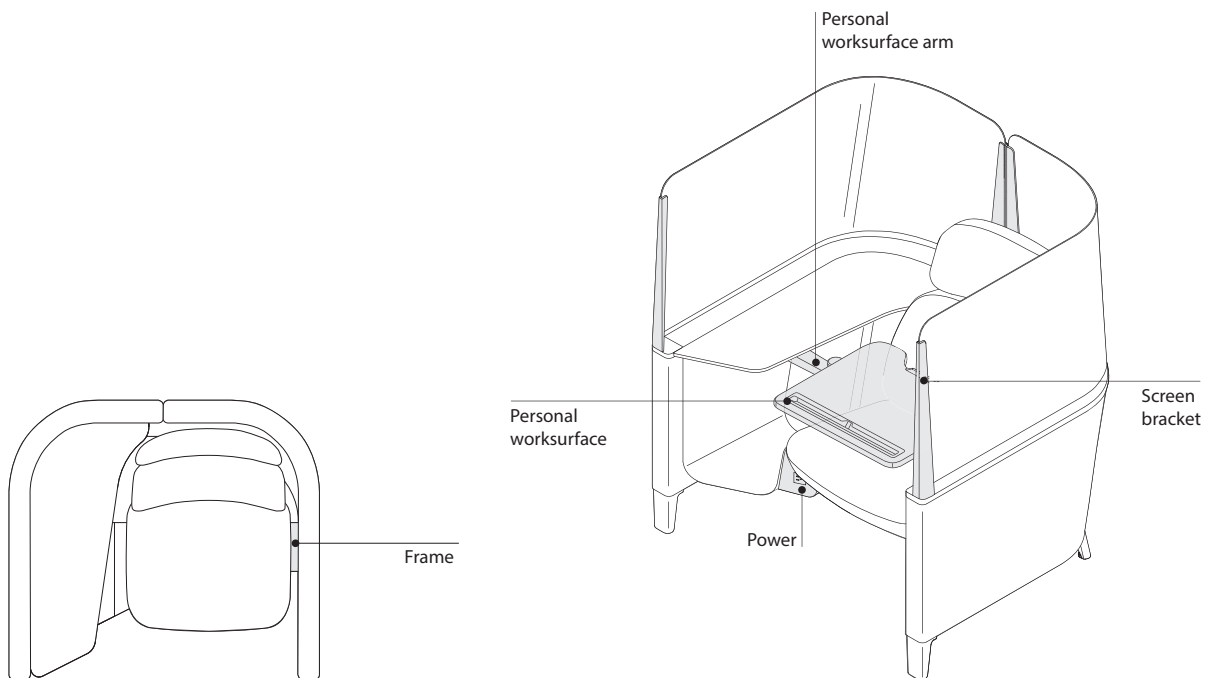
▶ Brody WorkLounge Brochure (15-0000167)

E = Excluded

Color Scheme Matrix

Color Scheme	Foot	Screen Brackets	Frame	Lower Surround Trim	Seat Shell
Light	Seagull 7243	Seagull 7243	Merle 7360	Seagull 6053	Platinum Solid 6249
Medium	Platinum Metallic 4799	Platinum Metallic 4799	Merle 7360	Platinum Solid 6249	Sterling Dark Solid 6059
Dark	Sterling Dark 7250	Sterling Dark 7250	Merle 7360	Sterling Dark Solid 6059	Sterling Dark Solid 6059
Burnished Bronze	Burnished Bronze 4B23	Burnished Bronze 4B23	Merle 7360	Sterling Dark Solid 6059	Sterling Dark Solid 6059
Matte Brass	Matte Brass 4B22	Matte Brass 4B22	Merle 7360	Sterling Dark Solid 6059	Sterling Dark Solid 6059
Obsidian	Obsidian 4B20	Obsidian 4B20	Merle 7360	Sterling Dark Solid 6059	Sterling Dark Solid 6059

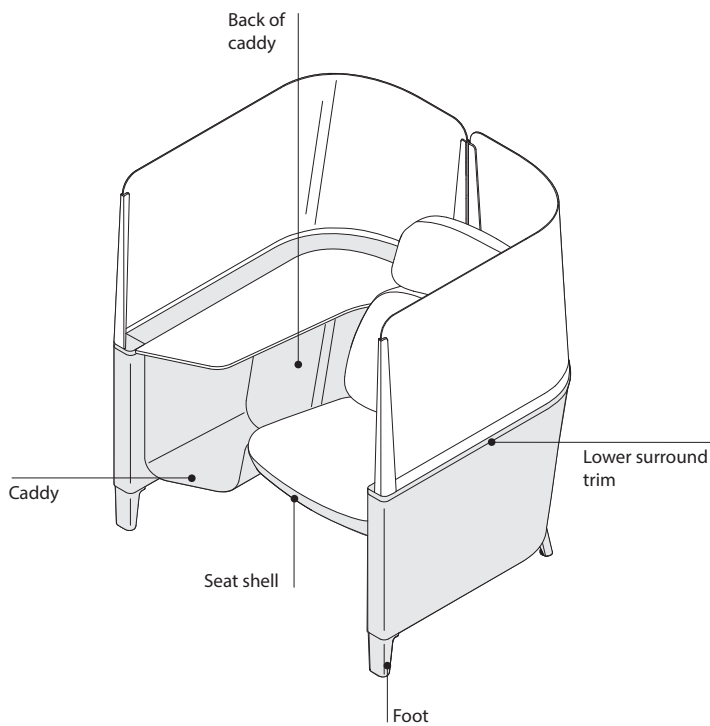
Tip: If an upholstered screen is specified, then the screen clips will always be aluminum.



Brody WorkLounge 488 Series, continued

Color Scheme Matrix

Color Scheme	Personal Worksurface	Personal Worksurface Arm	Caddy	Back of Caddy	Power
Light	Seagull 6053	Platinum Metallic 4799	Seagull 6053	Merle 6527	Merle 6527
Medium	Platinum Solid 6249	Platinum Metallic 4799	Merle 6527	Merle 6527	Merle 6527
Dark	Sterling Dark Solid 6059	Sterling Dark 7250	Sterling Dark Solid 6059	Merle 6527	Merle 6527
Burnished Bronze	Sterling Dark Solid 6059	Burnished Bronze 4B23	Sterling Dark Solid 6059	Merle 6527	Merle 6527
Matte Brass	Sterling Dark Solid 6059	Matte Brass 4B22	Sterling Dark Solid 6059	Merle 6527	Merle 6527
Obsidian	Sterling Dark Solid 6059	Obsidian 4B20	Sterling Dark Solid 6059	Merle 6527	Merle 6527



Dimensions

Brody WorkLounge 488 Series

Features	Overall Depth	Width	Height	Seat Depth	Functional Seat Depth	Seat Width	Seat Height from Floor	Back Width	Lumbar Height from Floor	Lower Surround Height from Floor
----------	---------------	-------	--------	------------	-----------------------	------------	------------------------	------------	--------------------------	----------------------------------

Brody WorkLounge 488 Series

WorkLounge

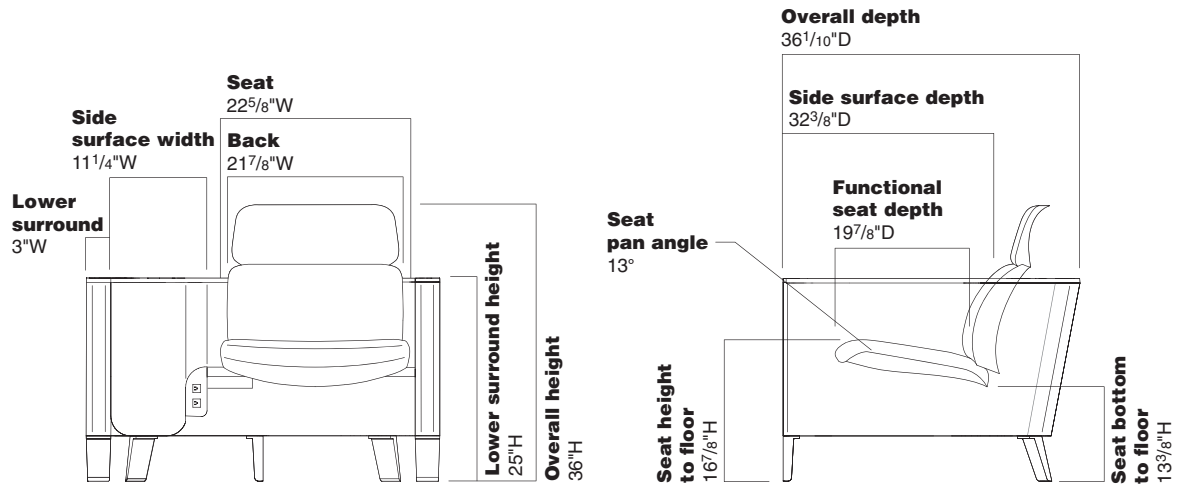
36 ¹ / ₁₀ "	42 ¹³ / ₁₆ "	36"	21 ⁵ / ₈ "	19 ⁷ / ₈ "	22 ⁵ / ₈ "	16 ⁷ / ₈ "	21 ⁷ / ₈ "	18 ³ / ₈ "	25"
-----------------------------------	------------------------------------	-----	----------------------------------	----------------------------------	----------------------------------	----------------------------------	----------------------------------	----------------------------------	-----

Privacy WorkLounge

36 ¹ / ₁₀ "	42 ¹³ / ₁₆ "	48 ¹ / ₂ "	21 ⁵ / ₈ "	19 ⁷ / ₈ "	22 ⁵ / ₈ "	16 ⁷ / ₈ "	21 ⁷ / ₈ "	18 ³ / ₈ "	25"
-----------------------------------	------------------------------------	----------------------------------	----------------------------------	----------------------------------	----------------------------------	----------------------------------	----------------------------------	----------------------------------	-----

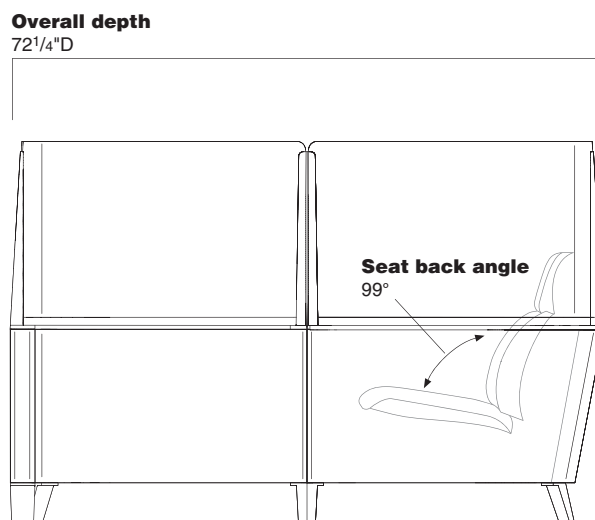
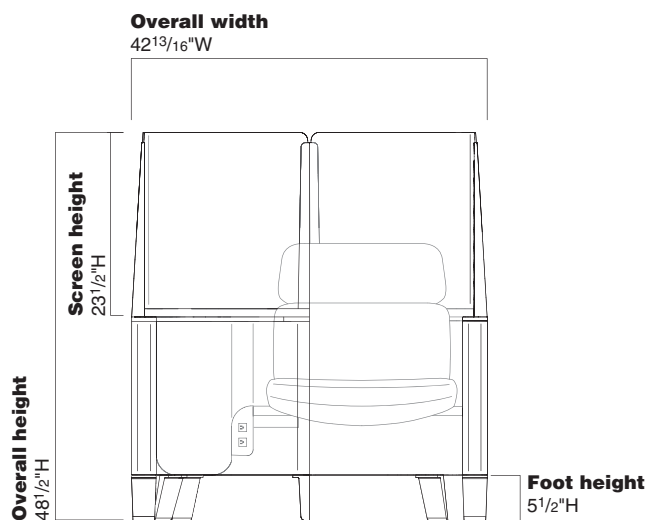
Privacy WorkLounge with Extension

72 ¹ / ₄ "	42 ¹³ / ₁₆ "	48 ¹ / ₂ "	21 ⁵ / ₈ "	19 ⁷ / ₈ "	22 ⁵ / ₈ "	16 ⁷ / ₈ "	21 ⁷ / ₈ "	18 ³ / ₈ "	25"
----------------------------------	------------------------------------	----------------------------------	----------------------------------	----------------------------------	----------------------------------	----------------------------------	----------------------------------	----------------------------------	-----



Lower Surround Trim Width	Screen Height	Side Surface Depth	Side Surface Width	Side Surface Height from Floor	Angle Between Seat and Back	Seat Pan Angle	Caddy	Weight Acrylic Screen Fabric Screen
3"	N.A.	32 ³ / ₈ "	11 ¹ / ₄ "	25"	99°	13°	14 ¹ / ₄ "D x 10"W x 17 ³ / ₈ "H	119 lbs* 119 lbs*
3"	23 ¹ / ₂ "	32 ³ / ₈ "	11 ¹ / ₄ "	25"	99°	13°	14 ¹ / ₄ "D x 10"W x 17 ³ / ₈ "H	135 lbs 161 lbs
3"	23 ¹ / ₂ "	32 ³ / ₈ "	11 ¹ / ₄ "	25"	99°	13°	14 ¹ / ₄ "D x 10"W x 17 ³ / ₈ "H	169 lbs 208 lbs

*WorkLounge does not come with screens.
The WorkLounge base weight is displayed.

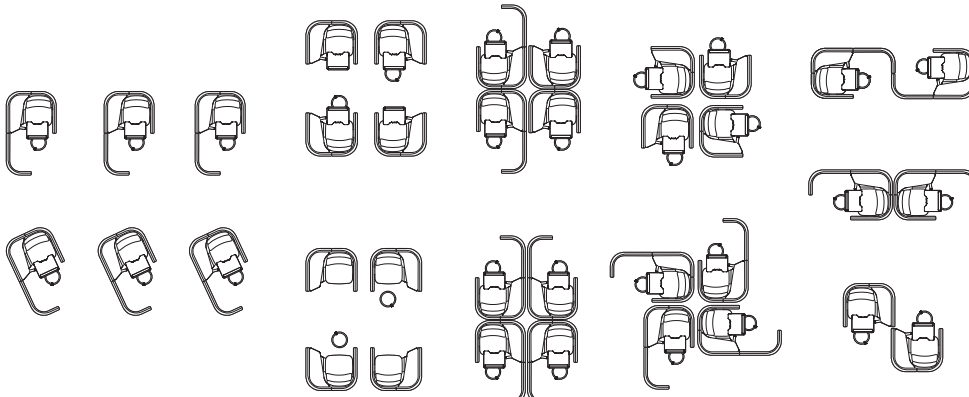


Brody WorkLounge Application Tips

Application Topics

Consider Brody for the following applications across the floorplan:

- Private individual focus area
- At thresholds to the neighborhood
- Along transition paths and in-between spaces
- As supplements to the primary workstation
- Working lounge areas



Parallel:
Side-by-Side/Angled

Booth

Clover

Pin Wheel

Yin Yang

Tip: Individual Brody units do not connect with brackets.

Brody Desk 488 Series

Brody is a destination for focus. Every detail has been designed with focus in mind, creating a place where people can escape while still having access to the tools, information, and people they need to be most productive.

Worksurface is available in laminate or veneer and creates space to spread work out.

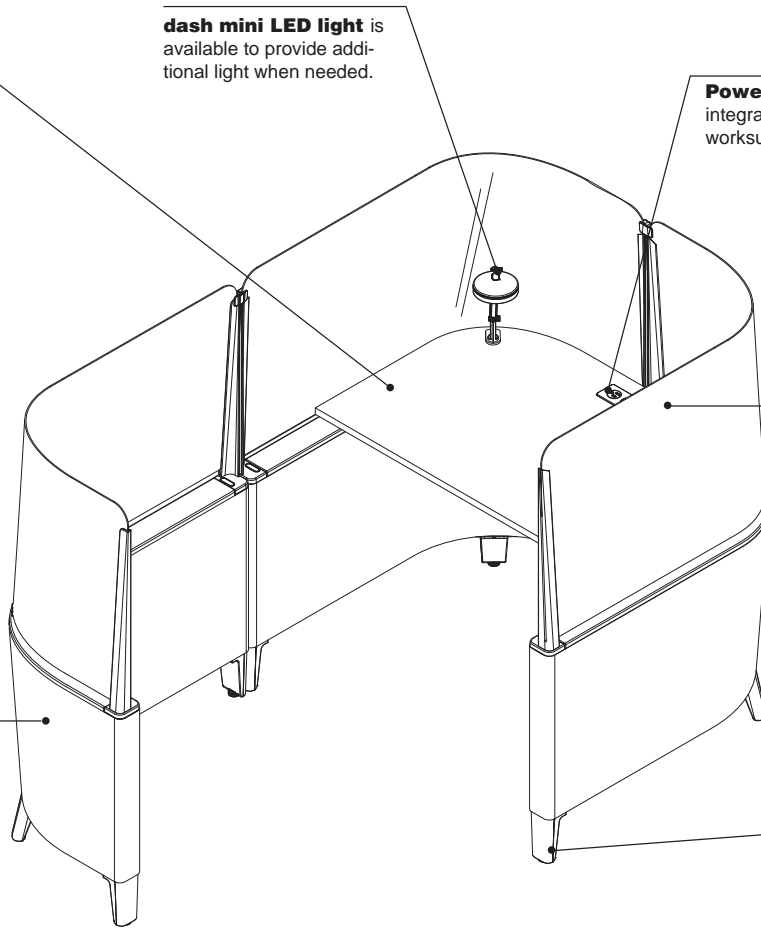
dash mini LED light is available to provide additional light when needed.

Power is conveniently integrated into the worksurface.

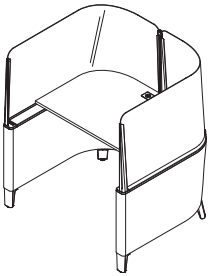
Screens offer additional privacy and shield from distractions.

Lower surround is upholstery wrapped and creates a barrier around the workspace.

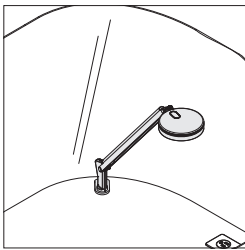
Leveling glides on foot adjust 1 $\frac{1}{2}$ " for uneven floors.



Product Details

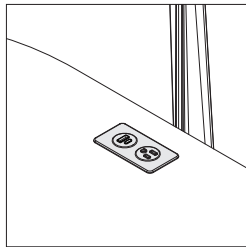


Brody desk always comes standard with screens.

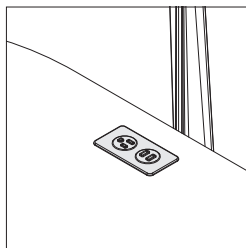


dash mini LED light is available if power has been specified and can be field installed.

dash mini LED light adjusts 19⁷/₈"H from the worksurface. The base and head pivot 360°.

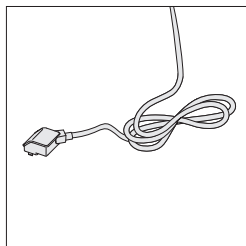


Two NEMA outlets

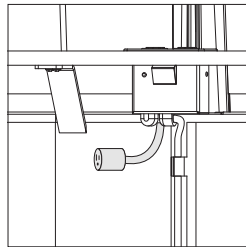


One NEMA, one USB outlet

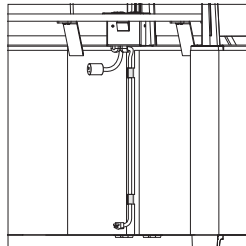
Power is standard with two three-prong NEMA outlets. It is available with one three-prong NEMA outlet and one USB outlet as an option. USB outlet includes one USB-A port and one USB-C port. The cord is 10' long and is available with either a standard three-prong NEMA plug for use with standard receptacles or with Steelcase's proprietary Thread low-profile plug for use with one-door and two-door low-profile connectors.



Proprietary low-profile plug can only be used with the Thread system and will not interface with existing receptacles. In order to achieve ADA compliance for connectors in an egress location, we developed our own plug design. *Note: Always consult your local inspector prior to purchasing the Thread system to ensure all local codes and ordinances are satisfied since local regulations may supersede those spelled out in the National Electric Code.*



Power includes one convenience outlet standard below the worksurface to power the available dash mini LED light and retain a single power cord out.



Wire management clips come standard with Brody desk to manage the power cord to the floor.

Surface Materials

▶ See surface materials on page 520 for specific availability or refer to the *Surface Materials Reference Manual* for further information.

Screen

- Arcylic – 6559 Satin Ice
- Buzz2 fabric
- COM

Tip: COM selections are strictly limited. Please reference the COM page at www.steelcase.com to make your selections.

Lower surround upholstery

- Fabric
- Vinyl
- COM

Tip: The standard application direction of fabric on the lower surround is warp horizontal. Standard Steelcase fabrics were designed for this application direction.

Trim

- Fabric
- Plastic
- COM

Light

- 4231 Arctic White
- 4710 Low Gloss Black
- 4799 Platinum
- Accent paint (option)

Power

- 4799 Platinum Metallic
- 7243 Seagull
- 7250 Sterling Dark Solid

Worksurface

- Laminate
- Veneer

Lower surround trim, screen brackets, frame, and foot finishes can be found on the color scheme matrix.

▶ See page 94

Programs & Services

▶ See the *Surface Materials Reference Manual* for further detail about programs and services offered for seating.

The Customer's Own Material (COM) Program

offers the opportunity for customers to select fabrics that are not offered through the standard Steelcase surface materials program for use on Steelcase products. Through the COM program, Steelcase will test your materials for application on Steelcase products. Once approved, you can place your order. Steelcase will facilitate the entire ordering process and give you a production schedule. Steelcase will order the COM fabric directly from the textile manufacturer. For up-to-date information regarding fabric test results for all COM fabrics and details regarding yardage requirements for most Seating lines, visit the COM website. To locate the COM website:
• Visit www.steelcase.com

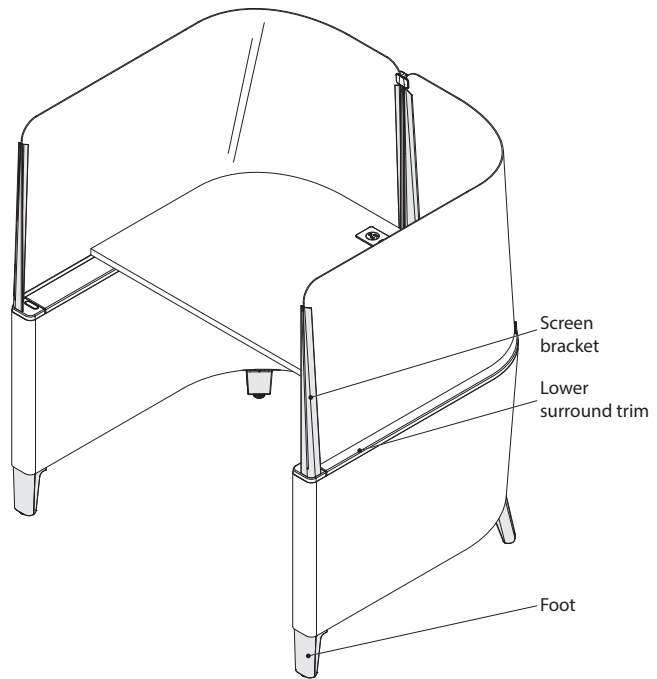
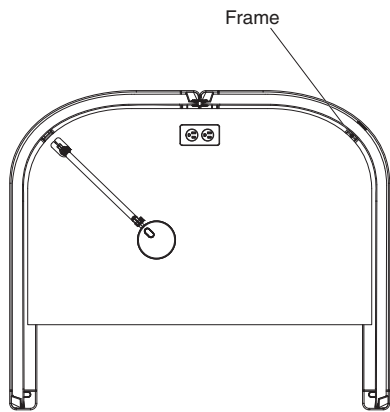
Dimensions

▶ Page 95

Color Scheme Matrix

Color Scheme	Foot	Screen Brackets	Frame	Lower Surround Trim
Light	Seagull 7243	Seagull 7243	Merle 7360	Seagull 6053
Medium	Platinum Metallic 4799	Platinum Metallic 4799	Merle 7360	Platinum Solid 6249
Dark	Sterling Dark 7250	Sterling Dark 7250	Merle 7360	Sterling Dark Solid 6059
Burnished Bronze	Burnished Bronze 4B23	Burnished Bronze 4B23	Merle 7360	Sterling Dark Solid 6059
Matte Brass	Matte Brass 4B22	Matte Brass 4B22	Merle 7360	Sterling Dark Solid 6059
Obsidian	Obsidian 4B20	Obsidian 4B20	Merle 7360	Sterling Dark Solid 6059

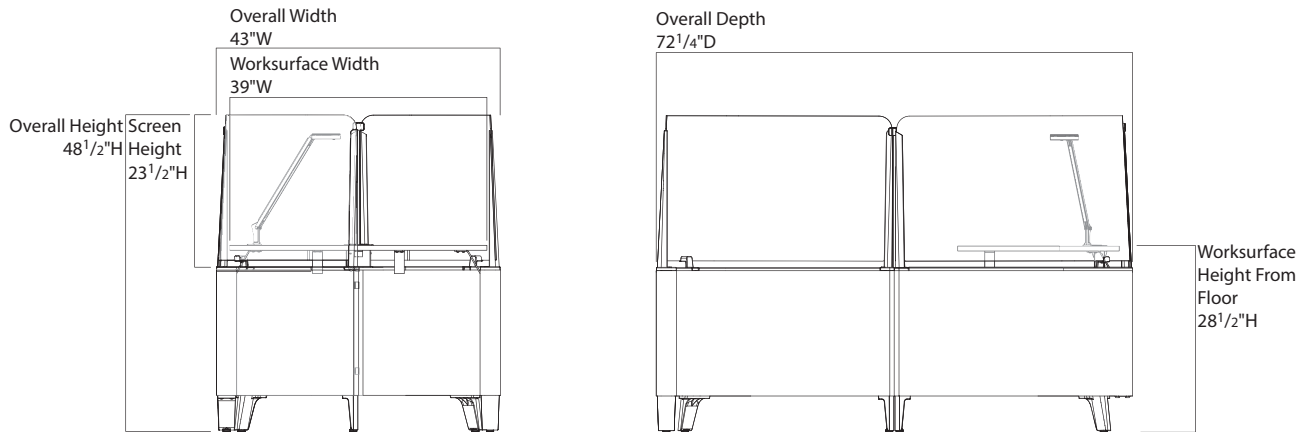
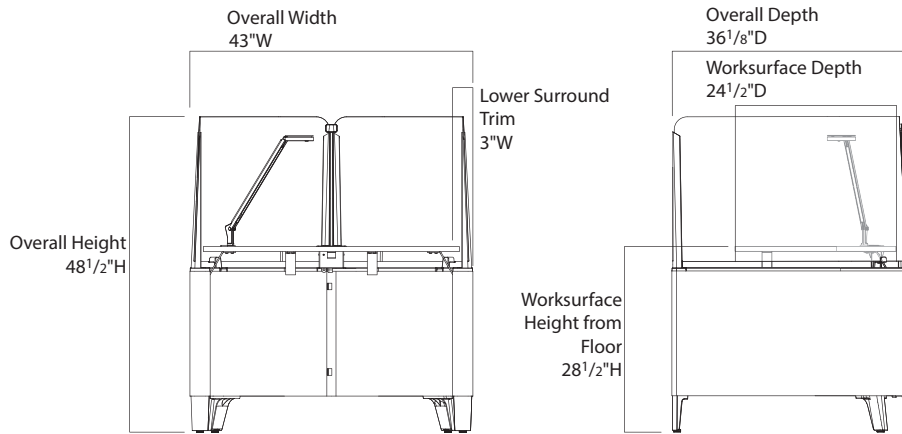
Tip: If an upholstered screen is specified, then the screen clips will always be aluminum.



Dimensions

Brody Desk 488 Series

Features	Overall Depth	Width	Height	Lower Surround Trim Width	Screen Height	Worksurface Depth	Worksurface Width	Worksurface Height from Floor
Brody Desk 488 Series								
Privacy Desk	36 ¹ / ₈ "	43"	48 ¹ / ₂ "	3"	23 ¹ / ₂ "	24 ¹ / ₂ "	39"	28 ¹ / ₂ "
Privacy Desk with Extension	72 ¹ / ₄ "	43"	48 ¹ / ₂ "	3"	23 ¹ / ₂ "	24 ¹ / ₂ "	39"	28 ¹ / ₂ "



Brody 488 Series

Brody Desk Application Tips

Application Topics

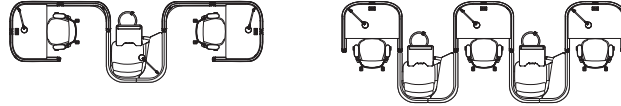
Consider Brody for the following applications across the floorplan:

- Private individual focus area
- At thresholds to the neighborhood
- Along transition paths and in-between spaces
- As supplements to the primary workstation

Parallel: Side-by-Side



Serpentine



Parallel: Angled

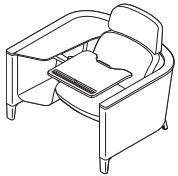


Yin Yang



Tip: Individual Brody units do not connect with brackets.

Brody WorkLounge



Tip: Illustration above shows right-hand worklounge.

Standard Includes		Required to Specify
<ul style="list-style-type: none"> ▶ Need help? Product details, page 82 	<ul style="list-style-type: none"> • Lower surround: fabric price group 1 • Seat: fabric price group 1 • Side surface: laminate • Personal worksurface: plastic defaulted by color scheme • NEMA three prong power outlet: plastic defaulted by color scheme • Caddy: paint defaulted by color scheme 	<ol style="list-style-type: none"> 1 Style number 2 Color scheme (see below under Required Selections) 3 Left- or right-hand configuration (see below under Required Selections) 4 Fabric color number for upholstery on lower surround 5 Fabric color number for upholstery on seat 6 Laminate for side surface 7 Options, if selected (see below) <p>▶ See <i>Surface Materials</i>, page 520.</p>

Tip: For more information regarding color schemes, see page 85.

Required Selections	U.S. Price	Required to Specify
Color Scheme <ul style="list-style-type: none"> • Light • Medium • Dark • Burnished bronze • Matte brass • Obsidian 	<ul style="list-style-type: none"> No cost No cost No cost +\$446 +\$446 +\$446 	<ul style="list-style-type: none"> Specify with <i>light color scheme</i>. Specify with <i>medium color scheme</i>. Specify with <i>dark color scheme</i>. Specify with <i>burnished bronze color scheme</i>. Specify with <i>matte brass color scheme</i>. Specify with <i>obsidian color scheme</i>.

Tip: Handedness is determined by the side surface location. If specified as right-hand, the side surface and storage will be on the user's right (as seated).

Handedness <ul style="list-style-type: none"> • Left • Right 	<ul style="list-style-type: none"> No cost No cost 	<ul style="list-style-type: none"> Specify with <i>left-hand side surface and storage location</i>. Specify with <i>right-hand side surface and storage location</i>.
---	--	---

Options	U.S. Price	Required to Specify
Surface Materials <ul style="list-style-type: none"> • Upholstery on lower surround • Fabric price group 1 • Fabric price group 2 • Fabric price group 3 • Fabric price group 4 • Fabric price group 5 • Fabric price group 6 • Fabric price group 7 • Fabric price group 8 • Fabric price group 9 • Fabric price group 10 • Vinyl • Customer's Own Material (COM) 	<ul style="list-style-type: none"> No cost +\$ 75 +\$140 +\$197 +\$247 +\$305 +\$350 +\$441 +\$543 +\$617 +\$ 75 No cost 	<ul style="list-style-type: none"> Specify fabric color number. Specify fabric color number. Specify fabric color number. Specify fabric color number. Specify fabric color number. Specify fabric color number. Specify fabric color number. Specify fabric color number. Specify fabric color number. Specify fabric color number. Specify vinyl color number. <p>▶ See <i>Surface Materials Reference Manual</i>.</p>

Tip: The trim is the top edge of the lower surround. If fabric trim is selected, the upholstery will match the upholstery specified on the lower surround.

Trim <ul style="list-style-type: none"> • Plastic • Fabric to match lower surround 	<ul style="list-style-type: none"> No cost +\$382 	<ul style="list-style-type: none"> Specify with <i>plastic trim</i>. Specify with <i>fabric trim</i>.
---	---	---

Upholstery on trim <ul style="list-style-type: none"> • Fabric price group 1 • Fabric price group 2 • Fabric price group 3 • Fabric price group 4 • Fabric price group 5 • Fabric price group 6 • Fabric price group 7 • Fabric price group 8 • Fabric price group 9 • Fabric price group 10 • Vinyl • Customer's Own Material (COM) 	<ul style="list-style-type: none"> No cost +\$ 27 +\$ 51 +\$ 71 +\$ 89 +\$113 +\$128 +\$158 +\$198 +\$224 +\$ 27 No cost 	<ul style="list-style-type: none"> Specify fabric color number. Specify fabric color number. Specify fabric color number. Specify fabric color number. Specify fabric color number. Specify fabric color number. Specify fabric color number. Specify fabric color number. Specify fabric color number. Specify fabric color number. Specify vinyl color number. Specify fabric color number.
---	--	---

▶ Options, continued on next page

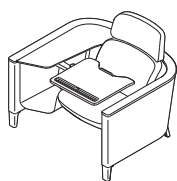


For Canadian Pricing
 Multiply U.S. Price by the Canadian price factor.
 ▶ See page 1 for details.

► Options, continued from previous page

	Options	U.S. Price	Required to Specify
Surface Materials, continued	Upholstery on seat		
	• Fabric price group 1	No cost	Specify fabric color number.
	• Fabric price group 2	+\$ 40	Specify fabric color number.
	• Fabric price group 3	+\$ 78	Specify fabric color number.
	• Fabric price group 4	+\$109	Specify fabric color number.
	• Fabric price group 5	+\$135	Specify fabric color number.
	• Fabric price group 6	+\$167	Specify fabric color number.
	• Fabric price group 7	+\$193	Specify fabric color number.
	• Fabric price group 8	+\$242	Specify fabric color number.
	• Fabric price group 9	+\$299	Specify fabric color number.
	• Fabric price group 10	+\$338	Specify fabric color number.
	• Steelcase leather upholstery	+\$446	Specify leather color number.
	• Select Surfaces leather price group 1	+\$446	► See <i>Surface Materials Reference Manual</i> .
	• Elmosoft leather upholstery	+\$532	Specify Elmosoft leather color number.
	• Select Surfaces leather price group 2	+\$532	► See <i>Surface Materials Reference Manual</i> .
	• Steelcase vinyl	+\$ 40	Specify vinyl color number.
	• Customer's Own Material (COM)	No cost	► See <i>Surface Materials Reference Manual</i> .
• Customer's Own Leather (COL)	+\$121	Specify leather color number.	
• Soil-retardant treatment applied to upholstery fabric	+\$ 38	Specify with <i>soil-retardant treatment</i> .	
Power	• Omit power	-\$419	Specify with <i>no power</i> .
	• Thread low profile plug	+\$ 43	Specify with <i>Thread low profile plug</i> .
	• One USB outlet and one NEMA three-prong outlet	+\$141	Specify with <i>USB and standard NEMA three-prong outlet</i> .
dash mini LED light	• Paint price group 1	+\$640	Specify with <i>light</i> and indicate paint color number.
	• Paint price group 3	+\$687	Specify with <i>light</i> and indicate paint color number. ► See <i>Surface Materials Reference Manual</i> for accent paint options.
Related Products	• Footrest		► Page 108

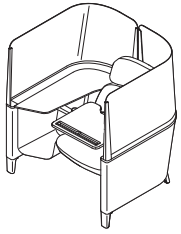
Tip: The light option is only available if power has been specified.



Specification Information	
Style Number	U.S. Base Price
488WO	\$4608

 **For Canadian Pricing**
 Multiply U.S. Price by the Canadian price factor.
 ► See page 1 for details.

Brody Privacy WorkLounge



Tip: Illustration above shows right-hand privacy lounge.

Tip: For more information regarding color schemes, see page 85.

Tip: Handedness is determined by the side surface location. If specified as right-hand the side surface and storage will be on the user's right (as seated).

Tip: The trim is the top edge of the lower surround. If fabric trim is selected, the upholstery will match the upholstery specified on the lower surround.

► Detailed dimensions, page 88

 **For Canadian Pricing**
Multiply U.S. Price by the Canadian price factor.
► See page 1 for details.

Standard Includes		Required to Specify
► Need help? Product details, page 82	<ul style="list-style-type: none"> Lower surround: fabric price group 1 Screens: 6559 Satin Ice acrylic Seat: fabric price group 1 Side surface: laminate Personal worksurface: plastic defaulted by color scheme NEMA three prong power outlet: plastic defaulted by color scheme Caddy: paint defaulted by color scheme 	<ol style="list-style-type: none"> Style number Color scheme (see below under Required Selections) Left- or right-hand configuration (see below under Required Selections) Fabric color number for upholstery on lower surround Fabric color number for upholstery on seat Laminate for side surface Options, if selected (see below) <p>► See <i>Surface Materials</i>, page 520.</p>

Required Selections	U.S. Price	Required to Specify
Color Scheme	<ul style="list-style-type: none"> Light: No cost Medium: No cost Dark: No cost Burnished bronze: +\$446 Matte brass: +\$446 Obsidian: +\$446 	<p>Specify with <i>light color scheme</i>. Specify with <i>medium color scheme</i>. Specify with <i>dark color scheme</i>. Specify with <i>burnished bronze color scheme</i>. Specify with <i>matte brass color scheme</i>. Specify with <i>obsidian color scheme</i>.</p>
Handedness	<ul style="list-style-type: none"> Left: No cost Right: No cost 	<p>Specify with <i>left-hand side surface and storage location</i>. Specify with <i>right-hand side surface and storage location</i>.</p>

Options	U.S. Price	Required to Specify
Surface Materials	<p>Upholstery on lower surround</p> <ul style="list-style-type: none"> Fabric price group 1: No cost Fabric price group 2: +\$ 75 Fabric price group 3: +\$140 Fabric price group 4: +\$197 Fabric price group 5: +\$247 Fabric price group 6: +\$305 Fabric price group 7: +\$350 Fabric price group 8: +\$441 Fabric price group 9: +\$543 Fabric price group 10: +\$617 Vinyl: +\$ 75 Customer's Own Material (COM): No cost 	<p>Specify fabric color number. Specify fabric color number. Specify fabric color number. Specify fabric color number. Specify fabric color number. Specify fabric color number. Specify fabric color number. Specify fabric color number. Specify fabric color number. Specify fabric color number. Specify vinyl color number. ► See <i>Surface Materials Reference Manual</i>.</p>
	<p>Trim</p> <ul style="list-style-type: none"> Plastic: No cost Fabric to match lower surround: +\$382 	<p>Specify with <i>plastic trim</i>. Specify with <i>fabric trim</i>.</p>
	<p>Upholstery on trim</p> <ul style="list-style-type: none"> Fabric price group 1: No cost Fabric price group 2: +\$ 27 Fabric price group 3: +\$ 51 Fabric price group 4: +\$ 71 Fabric price group 5: +\$ 89 Fabric price group 6: +\$113 Fabric price group 7: +\$128 Fabric price group 8: +\$158 Fabric price group 9: +\$198 Fabric price group 10: +\$224 Vinyl: +\$ 27 Customer's Own Material (COM): No cost 	<p>Specify fabric color number. Specify fabric color number. Specify fabric color number. Specify fabric color number. Specify fabric color number. Specify fabric color number. Specify fabric color number. Specify fabric color number. Specify fabric color number. Specify fabric color number. Specify vinyl color number. Specify fabric color number.</p>

► Options, continued on next page

► Options, continued from previous page

	Options	U.S. Price	Required to Specify
Surface Materials, continued	Upholstery on seat		
	• Fabric price group 1	No cost	Specify fabric color number.
	• Fabric price group 2	+\$ 40	Specify fabric color number.
	• Fabric price group 3	+\$ 78	Specify fabric color number.
	• Fabric price group 4	+\$109	Specify fabric color number.
	• Fabric price group 5	+\$135	Specify fabric color number.
	• Fabric price group 6	+\$167	Specify fabric color number.
	• Fabric price group 7	+\$193	Specify fabric color number.
	• Fabric price group 8	+\$242	Specify fabric color number.
	• Fabric price group 9	+\$299	Specify fabric color number.
	• Fabric price group 10	+\$338	Specify fabric color number.
	• Steelcase leather upholstery	+\$446	Specify leather color number.
	• Select Surfaces leather price group 1	+\$446	► See <i>Surface Materials Reference Manual</i> .
	• Elmosoft leather upholstery	+\$532	Specify Elmosoft leather color number.
	• Select Surfaces leather price group 2	+\$532	► See <i>Surface Materials Reference Manual</i> .
	• Steelcase vinyl	+\$ 40	Specify vinyl color number.
	• Customer's Own Material (COM)	No cost	► See <i>Surface Materials Reference Manual</i> .
• Customer's Own Leather (COL)	+\$121	Specify leather color number.	
• Soil-retardant treatment applied to upholstery fabric	+\$ 38	Specify with <i>soil-retardant treatment</i> .	
	Screen type		
	• Acrylic	No cost	Specify with <i>6559 Satin Ice acrylic</i> .
	• Fabric—1 screen	+\$303	Specify with <i>fabric screen</i> .
	• Fabric—2 screens	+\$606	Specify with <i>fabric screens</i> .
	Upholstery on screen		
	• Fabric price group 1	No cost	Specify fabric color number.
	• Fabric price group 2	+\$ 49	Specify fabric color number.
	• Fabric price group 3	+\$ 89	Specify fabric color number.
	• Fabric price group 4	+\$123	Specify fabric color number.
	• Fabric price group 5	+\$156	Specify fabric color number.
	• Fabric price group 6	+\$196	Specify fabric color number.
	• Fabric price group 7	+\$223	Specify fabric color number.
	• Fabric price group 8	+\$280	Specify fabric color number.
	• Fabric price group 9	+\$346	Specify fabric color number.
	• Fabric price group 10	+\$391	Specify fabric color number.
	• Customer's Own Material (COM)	No cost	► See <i>Surface Materials Reference Manual</i> .
	Omit Screen		
	• Omit right screen	-\$571	Specify with <i>left screen location only</i> .
	• Omit left screen	-\$571	Specify with <i>right screen location only</i> .
	Power		
	• Omit power	-\$419	Specify with <i>no power</i> .
	• Thread low profile plug	+\$ 43	Specify with <i>Thread low profile plug</i> .
	• One USB outlet and one NEMA three-prong outlet	+\$141	Specify with <i>USB and standard NEMA three-prong outlet</i> .
	dash mini LED light		
	• Paint price group 1	+\$640	Specify with <i>light</i> and indicate paint color number.
	• Paint price group 3	+\$687	Specify with <i>light</i> and indicate paint color number.
			► See <i>Surface Materials Reference Manual</i> for accent paint options.
	Related Products		► Page 108
	• Footrest		

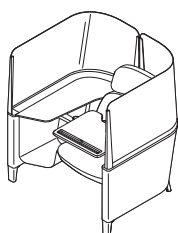
Tip: When omitting one fabric screen on a privacy lounge, the upholstery upcharge will be reduced by one half.

Tip: Buzz2 is the only Steelcase vertical upholstery group available on fabric screens.

Tip: COM selections are strictly limited. Please reference the COM page at www.steelcase.com to make your selections.

Tip: When omitting a screen, only the screen opposite the side surface can be omitted.

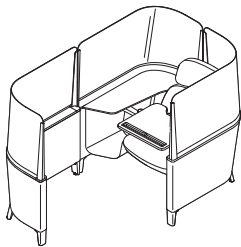
Tip: The light option is only available if power has been specified.



Specification Information

Style Number	U.S. Base Price
488WP	\$5899

Brody Privacy WorkLounge with Extension



Tip: Illustration above shows right-hand privacy lounge with extension.

Tip: For more information regarding color schemes, see page 85.

Tip: Handedness is determined by the side surface location. If specified as right-hand the side surface and storage will be on the user's right (as seated).

Tip: The trim is the top edge of the lower surround. If fabric trim is selected, the upholstery will match the upholstery specified on the lower surround.

► Detailed dimensions, page 88

 **For Canadian Pricing**
Multiply U.S. Price by the Canadian price factor.
► See page 1 for details.

Standard Includes	Required to Specify
<ul style="list-style-type: none"> ► Need help? Product details, page 82 • Lower surround: fabric price group 1 • Screens: 6559 Satin Ice acrylic • Seat: fabric price group 1 • Side surface: laminate • Personal worksurface: plastic defaulted by color scheme • NEMA three prong power outlet: plastic defaulted by color scheme • Caddy: paint defaulted by color scheme 	<ol style="list-style-type: none"> 1 Style number 2 Color scheme (see below under Required Selections) 3 Left- or right-hand configuration (see below under Required Selections) 4 Fabric color number for upholstery on lower surround 5 Fabric color number for upholstery on seat 6 Laminate for side surface 7 Options, if selected (see below) <p>► See <i>Surface Materials</i>, page 520.</p>

	Required Selections	U.S. Price	Required to Specify
Color Scheme	• Light	No cost	Specify with <i>light color scheme</i> .
	• Medium	No cost	Specify with <i>medium color scheme</i> .
Handedness	• Dark	No cost	Specify with <i>dark color scheme</i> .
	• Burnished bronze	+\$ 446	Specify with <i>burnished bronze color scheme</i> .
	• Matte brass	+\$ 446	Specify with <i>matte brass color scheme</i> .
	• Obsidian	+\$ 446	Specify with <i>obsidian color scheme</i> .
	• Left	No cost	Specify with <i>left-hand side surface and storage location</i> .
	• Right	No cost	Specify with <i>right-hand side surface and storage location</i> .

	Options	U.S. Price	Required to Specify
Surface Materials	Upholstery on lower surround		
	• Fabric price group 1	No cost	Specify fabric color number.
	• Fabric price group 2	+\$ 121	Specify fabric color number.
	• Fabric price group 3	+\$ 228	Specify fabric color number.
	• Fabric price group 4	+\$ 323	Specify fabric color number.
	• Fabric price group 5	+\$ 404	Specify fabric color number.
	• Fabric price group 6	+\$ 501	Specify fabric color number.
	• Fabric price group 7	+\$ 573	Specify fabric color number.
	• Fabric price group 8	+\$ 724	Specify fabric color number.
	• Fabric price group 9	+\$ 891	Specify fabric color number.
	• Fabric price group 10	+\$1011	Specify fabric color number.
	• Vinyl	+\$ 121	Specify vinyl color number.
	• Customer's Own Material (COM)	No cost	► See <i>Surface Materials Reference Manual</i> .
	Trim		
	• Plastic	No cost	Specify with <i>plastic trim</i> .
	• Fabric to match lower surround	+\$ 573	Specify with <i>fabric trim</i> .
	Upholstery on trim		
	• Fabric price group 1	No cost	Specify fabric color number.
	• Fabric price group 2	+\$ 42	Specify fabric color number.
	• Fabric price group 3	+\$ 78	Specify fabric color number.
	• Fabric price group 4	+\$ 109	Specify fabric color number.
	• Fabric price group 5	+\$ 135	Specify fabric color number.
	• Fabric price group 6	+\$ 168	Specify fabric color number.
	• Fabric price group 7	+\$ 195	Specify fabric color number.
	• Fabric price group 8	+\$ 242	Specify fabric color number.
• Fabric price group 9	+\$ 299	Specify fabric color number.	
• Fabric price group 10	+\$ 339	Specify fabric color number.	
• Vinyl	+\$ 42	Specify vinyl color number.	
	• Customer's Own Material (COM)	No cost	Specify fabric color number.

► Options, continued on next page

► Options, continued from previous page

	Options	U.S. Price	Required to Specify
Surface Materials, continued	Upholstery on seat		
	• Fabric price group 1	No cost	Specify fabric color number.
	• Fabric price group 2	+\$ 40	Specify fabric color number.
	• Fabric price group 3	+\$ 78	Specify fabric color number.
	• Fabric price group 4	+\$109	Specify fabric color number.
	• Fabric price group 5	+\$135	Specify fabric color number.
	• Fabric price group 6	+\$167	Specify fabric color number.
	• Fabric price group 7	+\$193	Specify fabric color number.
	• Fabric price group 8	+\$242	Specify fabric color number.
	• Fabric price group 9	+\$299	Specify fabric color number.
	• Fabric price group 10	+\$338	Specify fabric color number.
	• Steelcase leather upholstery	+\$446	Specify leather color number.
	• Select Surfaces leather price group 1	+\$446	► See <i>Surface Materials Reference Manual</i> . Specify Elmosoft leather color number.
	• Elmosoft leather upholstery	+\$532	► See <i>Surface Materials Reference Manual</i> . Specify vinyl color number.
	• Select Surfaces leather price group 2	+\$532	► See <i>Surface Materials Reference Manual</i> . Specify leather color number.
	• Steelcase vinyl	+\$ 40	Specify leather color number.
	• Customer's Own Material (COM)	No cost	Specify with <i>soil-retardant treatment</i> .
	• Customer's Own Leather (COL)	+\$121	
	• Soil-retardant treatment applied to upholstery fabric	+\$ 38	
		Screen type	
	• Acrylic	No cost	Specify with <i>6559 Satin Ice acrylic</i> .
	• Fabric – 2 screens	+\$606	Specify with <i>fabric screens</i> .
	• Fabric – 3 screens	+\$909	Specify with <i>fabric screens</i> .
	Upholstery on screen		
	• Fabric price group 1	No cost	Specify fabric color number.
	• Fabric price group 2	+\$ 49	Specify fabric color number.
	• Fabric price group 3	+\$ 89	Specify fabric color number.
	• Fabric price group 4	+\$123	Specify fabric color number.
	• Fabric price group 5	+\$156	Specify fabric color number.
	• Fabric price group 6	+\$196	Specify fabric color number.
	• Fabric price group 7	+\$223	Specify fabric color number.
	• Fabric price group 8	+\$280	Specify fabric color number.
	• Fabric price group 9	+\$346	Specify fabric color number.
	• Fabric price group 10	+\$391	Specify fabric color number.
	• Customer's Own Material (COM)	No cost	► See <i>Surface Materials Reference Manual</i> .
Omit Screen	• Omit right screen	–\$571	Specify with <i>left screen location only</i> .
	• Omit left screen	–\$571	Specify with <i>right screen location only</i> .
Power	• Omit power	–\$419	Specify with <i>no power</i> .
	• Thread low profile plug	+\$ 43	Specify with <i>Thread low profile plug</i> .
	• One USB outlet and one NEMA three-prong outlet	+\$141	Specify with <i>USB and standard NEMA three-prong outlet</i> .
dash mini LED light	• Paint price group 1	+\$640	Specify with <i>light</i> and indicate paint color number.
	• Paint price group 3	+\$687	Specify with <i>light</i> and indicate paint color number.
			► See <i>Surface Materials Reference Manual</i> for accent paint options.
Related Products	• Footrest		► Page 108

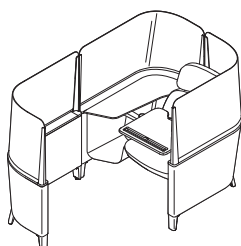
Tip: When omitting one fabric screen on a privacy lounge with extension, the upholstery upcharge will be reduced by one third.

Tip: Buzz2 is the only Steelcase vertical upholstery group available on fabric screens.

Tip: COM selections are strictly limited, please reference the COM page at www.steelcase.com to make your selections.

Tip: When omitting a screen, only the screen opposite the side surface can be omitted.

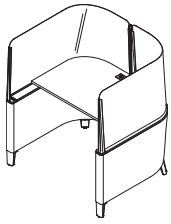
Tip: The light option is only available if power has been specified.



Specification Information

Style Number	U.S. Base Price
488WE	\$7934

Brody Privacy Desk



Tip: For more information regarding color schemes, see page 85.

For laminate price group 2 and 3 pricing, please refer to the electronic catalog or SmartTools.

Standard Includes		Required to Specify
<ul style="list-style-type: none"> ▶ Need help? Product details, page 92 	<ul style="list-style-type: none"> • Lower surround: fabric price group 1 • Screens: 6559 Satin Ice acrylic • Worksurface: High-Pressure Laminate price group 1 • Edge: plastic • NEMA three prong power outlet: paint • Wire management clips 	<ol style="list-style-type: none"> 1 Style number 2 Color scheme (see below under Required Selections) 3 Fabric color number for upholstery on lower surround 4 High-Pressure Laminate color number for worksurface 5 Plastic color number for worksurface edge 6 Paint color number for power outlet 7 Options, if selected (see below) <p>▶ See <i>Surface Materials</i>, page 520.</p>

Required Selections	U.S. Price	Required to Specify
Color Scheme <ul style="list-style-type: none"> • Light • Medium • Dark • Burnished bronze 	<ul style="list-style-type: none"> No cost No cost No cost +\$ 446 	<ul style="list-style-type: none"> Specify with <i>light color scheme</i>. Specify with <i>medium color scheme</i>. Specify with <i>dark color scheme</i>. Specify with <i>burnished bronze color scheme</i>.
<ul style="list-style-type: none"> • Matte brass • Obsidian 	<ul style="list-style-type: none"> +\$ 446 +\$ 446 	<ul style="list-style-type: none"> Specify with <i>matte brass color scheme</i>. Specify with <i>obsidian color scheme</i>.

Options	U.S. Price	Required to Specify
Surface Materials		
High-Pressure Laminate worksurface <ul style="list-style-type: none"> • Laminate price group 2 • Laminate price group 3 • Open Line laminate 	<ul style="list-style-type: none"> See information at left See information at left +\$ 111 plus cost of laminate 	<ul style="list-style-type: none"> Specify laminate color number. Specify laminate color number. <p>▶ See <i>Surface Materials Reference Manual</i>.</p>
Composite veneer and wood veneer worksurface <ul style="list-style-type: none"> • Composite veneer group 1 • Composite veneer group 2 • Wood group 1 • Wood group 2 • Wood group 3 • Customiz stain 	<ul style="list-style-type: none"> +\$1059 +\$1132 +\$1165 +\$1245 +\$1444 No cost 	<ul style="list-style-type: none"> Specify composite veneer color number. Specify composite veneer color number. Specify wood color number. Specify wood color number. Specify wood color number. Specify wood color number. Specify with <i>Customiz stain</i>. <p>▶ See <i>Surface Materials Reference Manual</i>.</p>
<ul style="list-style-type: none"> • Full-fill finish on wood group 1 	<ul style="list-style-type: none"> +\$1230 	<ul style="list-style-type: none"> Specify full-fill finish number.
Upholstery on lower surround <ul style="list-style-type: none"> • Fabric price group 1 • Fabric price group 2 • Fabric price group 3 • Fabric price group 4 • Fabric price group 5 • Fabric price group 6 • Fabric price group 7 • Fabric price group 8 • Fabric price group 9 • Fabric price group 9 • Vinyl • Customer's Own Material (COM) 	<ul style="list-style-type: none"> No cost +\$ 75 +\$ 140 +\$ 197 +\$ 247 +\$ 305 +\$ 350 +\$ 441 +\$ 543 +\$ 617 +\$ 75 No cost 	<ul style="list-style-type: none"> Specify fabric color number. Specify fabric color number. Specify fabric color number. Specify fabric color number. Specify fabric color number. Specify fabric color number. Specify fabric color number. Specify fabric color number. Specify fabric color number. Specify fabric color number. Specify vinyl color number. <p>▶ See <i>Surface Materials Reference Manual</i>.</p>
Trim <ul style="list-style-type: none"> • Plastic • Fabric to match lower surround 	<ul style="list-style-type: none"> No cost +\$ 382 	<ul style="list-style-type: none"> Specify with <i>plastic trim</i>. Specify with <i>fabric trim</i>.

▶ Options, continued on next page



For Canadian Pricing
 Multiply U.S. Price by the Canadian price factor.
 ▶ See page 1 for details.

► Options, continued from previous page

Tip: The trim is the top edge of the lower surround. If fabric trim is selected, the upholstery will match the upholstery specified on the lower surround.

Tip: Buzz2 is the only Steelcase vertical upholstery group available on fabric screens.

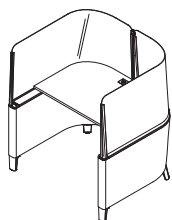
Tip: COM selections are strictly limited, please reference the COM page at www.steelcase.com to make your selections.

Tip: The light option is only available if power has been specified.

Options	U.S. Price	Required to Specify
Surface Materials, continued		
Upholstery on trim		
• Fabric price group 1	No cost	Specify fabric color number.
• Fabric price group 2	+\$ 27	Specify fabric color number.
• Fabric price group 3	+\$ 51	Specify fabric color number.
• Fabric price group 4	+\$ 71	Specify fabric color number.
• Fabric price group 5	+\$ 89	Specify fabric color number.
• Fabric price group 6	+\$113	Specify fabric color number.
• Fabric price group 7	+\$128	Specify fabric color number.
• Fabric price group 8	+\$158	Specify fabric color number.
• Fabric price group 9	+\$198	Specify fabric color number.
• Fabric price group 10	+\$224	Specify fabric color number.
• Vinyl	+\$ 27	Specify vinyl color number.
• Customer's Own Material (COM)	No cost	► See <i>Surface Materials Reference Manual</i> .
Screen type		
• Acrylic	No cost	Specify with 6559 Satin Ice acrylic.
• Fabric	+\$606	Specify with fabric screens.
Upholstery on screen		
• Fabric price group 1	No cost	Specify fabric color number.
• Fabric price group 2	+\$ 49	Specify fabric color number.
• Fabric price group 3	+\$ 89	Specify fabric color number.
• Fabric price group 4	+\$123	Specify fabric color number.
• Fabric price group 5	+\$156	Specify fabric color number.
• Fabric price group 6	+\$196	Specify fabric color number.
• Fabric price group 7	+\$223	Specify fabric color number.
• Fabric price group 8	+\$280	Specify fabric color number.
• Fabric price group 9	+\$346	Specify fabric color number.
• Fabric price group 10	+\$391	Specify fabric color number.
• Customer's Own Material (COM)	No cost	► See <i>Surface Materials Reference Manual</i> .
Power		
• Omit power	-\$419	Specify with no power.
• Thread low profile plug	+\$ 43	Specify with Thread low profile plug and indicate paint color number.
• One USB outlet and one NEMA three-prong outlet	+\$141	Specify with USB and standard NEMA three-prong outlet and indicate paint color number.
dash mini LED light		
• Paint price group 1	+\$640	Specify with light and indicate paint color number.
• Paint price group 3	+\$687	Specify with light and indicate paint color number.
		► See <i>Surface Materials Reference Manual</i> .
Related Products		
• Steelcase Series 1 chairs		► See <i>Seating Specification Guide</i> .
• QiVi chairs		► See <i>Seating Specification Guide</i> .
• Cobi chairs		► See <i>Seating Specification Guide</i> .

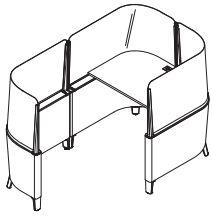
Specification Information

Style Number	U.S. Base Price
488BD	\$5318



Brody 488 Series

Brody Privacy Desk with Extension



Tip: Illustration above shows privacy desk with extension, enter right.

Tip: For more information regarding color schemes, see page 85.

Tip: Extension opening is determined by where the user enters Brody desk unit.

For laminate price group 2 and 3 pricing, please refer to the electronic catalog or SmartTools.

Standard Includes		Required to Specify
<ul style="list-style-type: none"> ▶ Need help? Product details, page 92 	<ul style="list-style-type: none"> • Lower surround: fabric price group 1 • Screens: 6559 Satin Ice acrylic • Worksurface: High-Pressure Laminate price group 1 • Edge: plastic • NEMA three prong power outlet: paint • Wire management clips 	<ol style="list-style-type: none"> 1 Style number 2 Color scheme (see below under Required Selections) 3 Extension opening (see below under Required Selections) 4 Fabric color number for upholstery on lower surround 5 High-Pressure Laminate color number for worksurface 6 Plastic color number for worksurface edge 7 Paint color number for power outlet 8 Options, if selected (see below) <p>▶ See <i>Surface Materials</i>, page 520.</p>

	Required Selections	U.S. Price	Required to Specify
Color Scheme	<ul style="list-style-type: none"> • Light • Medium • Dark • Burnished bronze 	<ul style="list-style-type: none"> No cost No cost No cost +\$ 446 	<ul style="list-style-type: none"> Specify with <i>light color scheme</i>. Specify with <i>medium color scheme</i>. Specify with <i>dark color scheme</i>. Specify with <i>burnished bronze color scheme</i>.
	<ul style="list-style-type: none"> • Matte brass • Obsidian 	<ul style="list-style-type: none"> +\$ 446 +\$ 446 	<ul style="list-style-type: none"> Specify with <i>matte brass color scheme</i>. Specify with <i>obsidian color scheme</i>.

	Required Selections	U.S. Price	Required to Specify
Extension Opening	<ul style="list-style-type: none"> • Enter left • Enter right 	<ul style="list-style-type: none"> No cost No cost 	<ul style="list-style-type: none"> Specify with <i>enter left</i>. Specify with <i>enter right</i>.

	Options	U.S. Price	Required to Specify
Surface Materials	High-Pressure Laminate worksurface		
	<ul style="list-style-type: none"> • Laminate price group 2 • Laminate price group 3 • Open Line laminate 	<ul style="list-style-type: none"> See information at left See information at left +\$ 111 plus cost of laminate 	<ul style="list-style-type: none"> Specify laminate color number. Specify laminate color number. <p>▶ See <i>Surface Materials Reference Manual</i>.</p>
	Composite veneer and wood veneer worksurface		
	<ul style="list-style-type: none"> • Composite veneer group 1 • Composite veneer group 2 • Wood group 1 • Wood group 2 • Wood group 3 • Customiz stain 	<ul style="list-style-type: none"> +\$1059 +\$1132 +\$1059 +\$1245 +\$1443 No cost 	<ul style="list-style-type: none"> Specify composite veneer color number. Specify composite veneer color number. Specify wood color number. Specify wood color number. Specify wood color number. Specify with <i>Customiz stain</i>. <p>▶ See <i>Surface Materials Reference Manual</i>.</p>
	<ul style="list-style-type: none"> • Full-fill finish on wood group 1 	<ul style="list-style-type: none"> +\$1230 	<ul style="list-style-type: none"> Specify full-fill finish number.
	Upholstery on lower surround		
	<ul style="list-style-type: none"> • Fabric price group 1 • Fabric price group 2 • Fabric price group 3 • Fabric price group 4 • Fabric price group 5 • Fabric price group 6 • Fabric price group 7 • Fabric price group 8 • Fabric price group 9 • Fabric price group 10 • Vinyl • Customer's Own Material (COM) 	<ul style="list-style-type: none"> No cost +\$ 121 +\$ 228 +\$ 323 +\$ 404 +\$ 501 +\$ 573 +\$ 724 +\$ 891 +\$1011 +\$ 121 No cost 	<ul style="list-style-type: none"> Specify fabric color number. Specify fabric color number. Specify fabric color number. Specify fabric color number. Specify fabric color number. Specify fabric color number. Specify fabric color number. Specify fabric color number. Specify fabric color number. Specify fabric color number. Specify vinyl color number. <p>▶ See <i>Surface Materials Reference Manual</i>.</p>

▶ Options, continued on next page



For Canadian Pricing
Multiply U.S. Price by the Canadian price factor.
▶ See page 1 for details.

► Options, continued from previous page

	Options	U.S. Price	Required to Specify
Surface Materials, continued	Trim		
	• Plastic	No cost	Specify <i>with plastic trim</i> .
	• Fabric to match lower surround	+\$573	Specify <i>with fabric trim</i> .
	Upholstery on trim		
	• Fabric price group 1	No cost	Specify fabric color number.
	• Fabric price group 2	+\$ 42	Specify fabric color number.
	• Fabric price group 3	+\$ 78	Specify fabric color number.
	• Fabric price group 4	+\$109	Specify fabric color number.
	• Fabric price group 5	+\$135	Specify fabric color number.
	• Fabric price group 6	+\$168	Specify fabric color number.
• Fabric price group 7	+\$195	Specify fabric color number.	
• Fabric price group 8	+\$242	Specify fabric color number.	
• Fabric price group 9	+\$299	Specify fabric color number.	
• Fabric price group 10	+\$339	Specify fabric color number.	
• Vinyl	+\$ 42	Specify vinyl color number.	
• Customer's Own Material (COM)	No cost	► See <i>Surface Materials Reference Manual</i> .	
	Screen type		
	• Acrylic	No cost	Specify <i>with 6559 Satin Ice acrylic</i> .
	• Fabric	+\$909	Specify <i>with fabric screens</i> .
	Upholstery on screen		
	• Fabric price group 1	No cost	Specify fabric color number.
	• Fabric price group 2	+\$ 49	Specify fabric color number.
	• Fabric price group 3	+\$ 89	Specify fabric color number.
	• Fabric price group 4	+\$123	Specify fabric color number.
	• Fabric price group 5	+\$156	Specify fabric color number.
	• Fabric price group 6	+\$196	Specify fabric color number.
	• Fabric price group 7	+\$223	Specify fabric color number.
	• Fabric price group 8	+\$280	Specify fabric color number.
	• Fabric price group 9	+\$346	Specify fabric color number.
	• Fabric price group 10	+\$391	Specify fabric color number.
	• Customer's Own Material (COM)	No cost	► See <i>Surface Materials Reference Manual</i> .
	Power		
	• Omit power	-\$419	Specify <i>with no power</i> .
	• Thread low profile plug	+\$ 43	Specify <i>with Thread low profile plug</i> and indicate paint color number.
	• One USB outlet and one NEMA three-prong outlet	+\$141	Specify <i>with USB and standard NEMA three-prong outlet</i> and indicate paint color number.
	dash mini LED light		
	• Paint price group 1	+\$640	Specify <i>with light</i> and indicate paint color number.
	• Paint price group 3	+\$687	Specify <i>with light</i> and indicate paint color number.
			► See <i>Surface Materials Reference Manual</i> .
	Related Products		
	• Steelcase Series 1 chairs		► See <i>Seating Specification Guide</i> .
	• QiVi chairs		► See <i>Seating Specification Guide</i> .
	• Cobi chairs		► See <i>Seating Specification Guide</i> .

Tip: The trim is the top edge of the lower surround. If fabric trim is selected, the upholstery will match the upholstery specified on the lower surround.

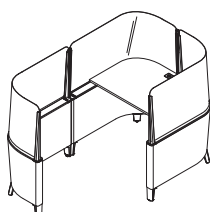
Tip: Buzz2 is the only Steelcase vertical upholstery group available on fabric screens.

Tip: COM selections are strictly limited, please reference the COM page at www.steelcase.com to make your selections.

Tip: The light option is only available if power has been specified.

Specification Information

Style Number	U.S. Base Price
488BDE	\$7353



Brody Footrest



Standard Includes	Required to Specify
<ul style="list-style-type: none"> ▶ Need help? Product details, page 82 • Lower footrest: plastic • Upper footrest: fabric price group 1 	<ol style="list-style-type: none"> 1 Style number 2 Fabric color number for upper footrest 3 Plastic color number for lower footrest: 6053 Seagull 6059 Sterling Dark Solid 4 Options, if selected (see below) <ul style="list-style-type: none"> ▶ See <i>Surface Materials</i>, page 520.

Options	U.S. Price	Required to Specify
Surface Materials <ul style="list-style-type: none"> • Upholstery on upper footrest • Fabric price group 1 • Fabric price group 2 • Fabric price group 3 • Fabric price group 4 • Fabric price group 5 • Fabric price group 6 • Fabric price group 7 • Fabric price group 8 • Fabric price group 9 • Fabric price group 10 • Steelcase leather upholstery • Select Surfaces leather price group 1 • Elmosoft leather upholstery • Select Surfaces leather price group 2 • Steelcase vinyl • Customer's Own Materia (COM) • Customer's Own Leather (COL) • Soil-retardant treatment applied to upholstery fabric 	<ul style="list-style-type: none"> No cost +\$ 27 +\$ 51 +\$ 71 +\$ 89 +\$113 +\$128 +\$158 +\$198 +\$224 +\$300 +\$300 +\$354 +\$354 +\$ 27 No cost +\$ 59 +\$ 38 	<ul style="list-style-type: none"> Specify fabric color number. Specify fabric color number. Specify fabric color number. Specify fabric color number. Specify fabric color number. Specify fabric color number. Specify fabric color number. Specify fabric color number. Specify fabric color number. Specify fabric color number. Specify leather color number. ▶ See <i>Surface Materials Reference Manual</i>. Specify Elmosoft leather color number. ▶ See <i>Surface Materials Reference Manual</i>. Specify vinyl color number. ▶ See <i>Surface Materials Reference Manual</i>. Specify leather color number. Specify <i>with soil-retardant treatment</i>.

Related Products <ul style="list-style-type: none"> • Brody 	<ul style="list-style-type: none"> ▶ Pages 98–102
---	--

Specification Information	
Style Number	U.S. Base Price
488FR	\$564



For Canadian Pricing
 Multiply U.S. Price by the Canadian price factor.
 ▶ See page 1 for details.

Understanding and Specifying Aight Lounge Lounge Seating



Statement of Line **110**



Product Details

Aight Lounge **112**

Dimensions **114**

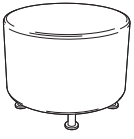


Specifying

Aight Lounge **115**


Statement of Line

Alight Lounge



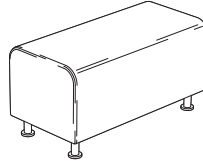
Round Ottoman

- Understanding
- ▶ Page 112
- Specifying
- ▶ Page 115



Corner Ottoman

- Understanding
- ▶ Page 112
- Specifying
- ▶ Page 115

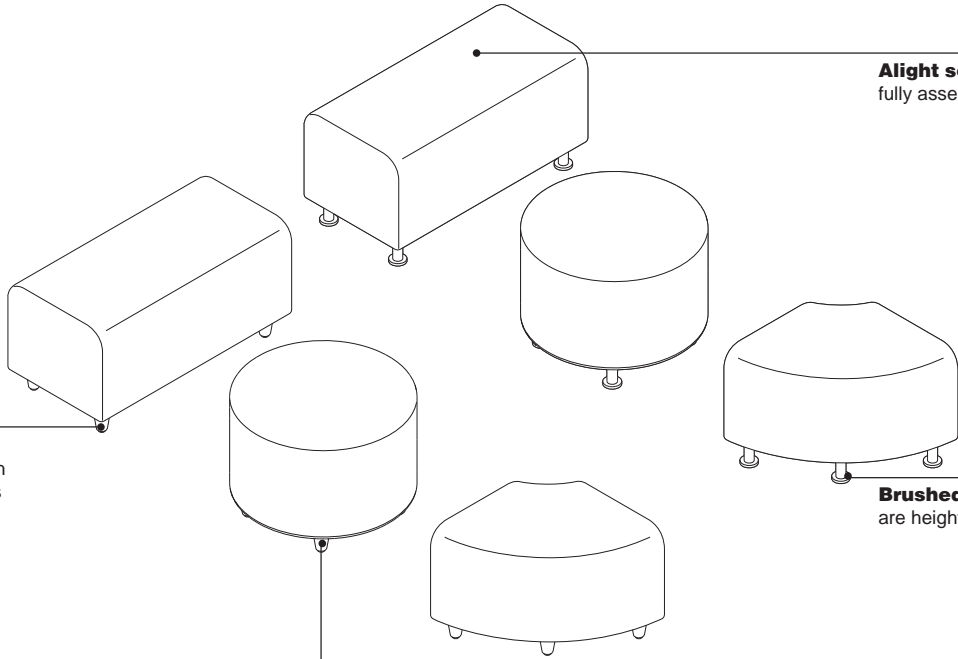


Bench Ottoman

- Understanding
- ▶ Page 112
- Specifying
- ▶ Page 115

Alight Lounge

Alight comes fully upholstered as a bench, round, or corner ottoman. Alight supports up to 300 pounds.
▶ Specifying, page 115



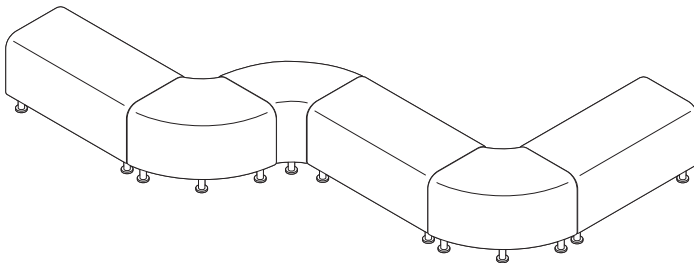
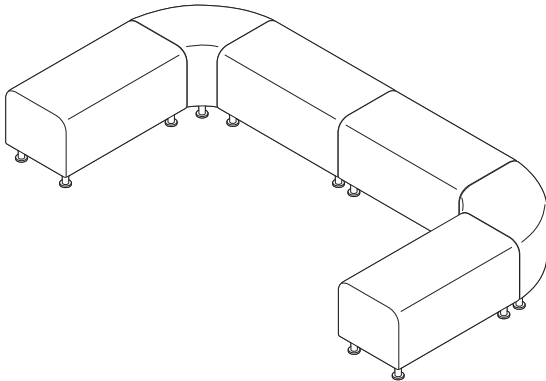
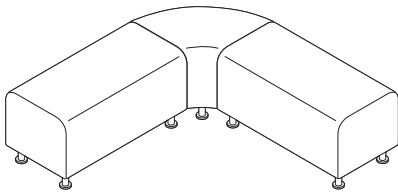
Alight seating comes fully assembled.

Legs come standard brushed aluminum with an option of round wood legs and low profile glides.

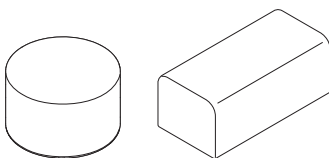
Brushed aluminum legs are height adjustable.

Round wood legs are solid maple and are available in three finishes.
Tip: Wood legs are natural wood and may have variations in color.

Product Details



Alight bench and corner ottoman can be combined to create a variety of configurations.



The low profile glide option reduces the overall height of the ottoman from 19" to 16".

Surface Materials

Legs

- Brushed Aluminum

With round wood legs

- V1AC Natural Cherry
- V1AM Clear Maple
- V1EW Dark Walnut

Tip: Wood legs are natural wood and may have variations in color.

Dimensions

▶ Page 114

Dimensions

Alight Lounge

Features	Overall		
	Depth	Width	Height
.	.	.	.
.	.	.	.

Alight Lounge

Lounge Seating			
Round	24"	24"	19"
Corner Ottoman	18"	31"	19"
Bench Ottoman	18"	36"	19"

Alight Lounge

Standard Includes		Required to Specify
<ul style="list-style-type: none"> ▶ Need help? Product details, page 112 	<ul style="list-style-type: none"> Fully upholstered ottoman: fabric price group 1 Four adjustable-height legs: brushed aluminum Meets Cal. 117 requirements 	<ul style="list-style-type: none"> 1 Style number 2 Fabric color number for upholstery 3 Options, if selected (see below) ▶ See <i>Surface Materials</i>, page 520.

Options	U.S. Price	Required to Specify	
Surface Materials	Upholstery <ul style="list-style-type: none"> Fabric price group 1 Fabric price group 2 Fabric price group 3 Fabric price group 4 Fabric price group 5 Fabric price group 6 Fabric price group 7 Fabric price group 8 Fabric price group 9 Fabric price group 10 Leather price group 1 Leather price group 2 Vinyl Customer's Own Material (COM) 	<ul style="list-style-type: none"> No cost +\$ 25 +\$ 66 +\$ 99 +\$123 +\$153 +\$181 +\$233 +\$287 +\$328 +\$406 +\$812 +\$ 25 +\$ 59 	<ul style="list-style-type: none"> Specify fabric color number. Specify fabric color number. Specify fabric color number. Specify fabric color number. Specify fabric color number. Specify fabric color number. Specify fabric color number. Specify fabric color number. Specify fabric color number. Specify fabric color number. Specify leather color number. Specify leather color number. Specify vinyl color number. ▶ See <i>Surface Materials Reference Manual</i>.
	Legs <ul style="list-style-type: none"> Solid maple round wood legs 	<ul style="list-style-type: none"> +\$246 	<ul style="list-style-type: none"> Specify with <i>solid maple round wood legs</i> and select V1AC Natural Cherry, V1AM Clear Maple, or V1EW Dark Walnut.
Glides <ul style="list-style-type: none"> Low profile glide 	<ul style="list-style-type: none"> No cost 	<ul style="list-style-type: none"> Specify with <i>low profile glides</i>. 	

Tip: Wood legs are natural wood and may show variations in grain and color.

Tip: Low profile glide reduces seat height from 19" to 16".

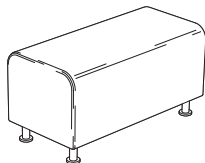
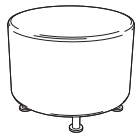
Specification Information

Style Number	U.S. Base Price
--------------	-----------------

Round Ottoman	
TS34401	\$ 838

Corner Ottoman	
TS34402	\$ 954

Bench Ottoman	
TS34403	\$1048



▶ Detailed dimensions, page 114

For Canadian Pricing
 Multiply U.S. Price by the Canadian price factor.
 ▶ See page 1 for details.



Understanding and Specifying Shortcut

Multipurpose Seating



Statement of Line **118**

Product Details

Shortcut Five-Arm Base	120
Shortcut Five-Arm Base with Personal Worksurface	122
Shortcut X Base and Shortcut Wood	124
Shortcut with Tripod Base	126
Planning with Shortcut	128
Dimensions	130

Specifying

Shortcut Five-Arm Base	132
Shortcut X Base	135
Shortcut Wood	137
Shortcut with Tripod Base	138

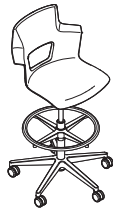
Statement of Line

Shortcut



Multi-Purpose Chair

Understanding
▶ Page 120
Specifying
▶ Page 132



Multi-Purpose Stool

Understanding
▶ Page 120
Specifying
▶ Page 133



Multi-Purpose Chair with Personal Worksurface

Understanding
▶ Page 122
Specifying
▶ Page 134



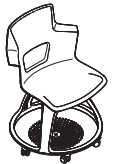
X Base Chair

Understanding
▶ Page 124
Specifying
▶ Page 135



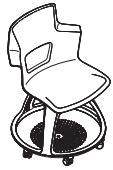
X Base Stool

Understanding
▶ Page 124
Specifying
▶ Page 136



Wood Chair

Understanding
▶ Page 124
Specifying
▶ Page 137



Chair with Tripod Base

Understanding
▶ Page 126
Specifying
▶ Page 138

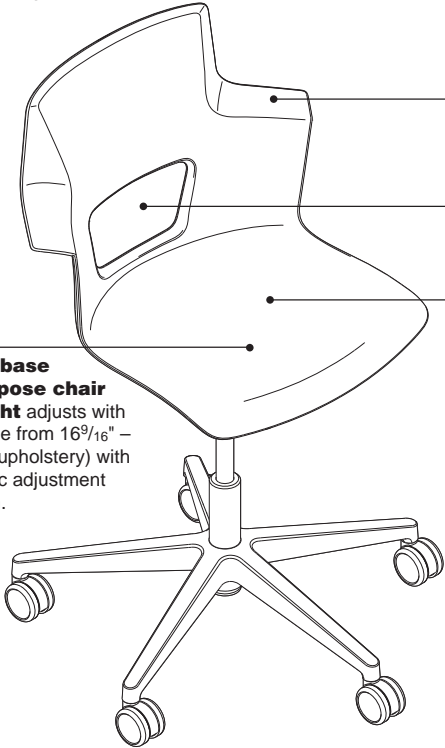


Chair with Tripod Base and Personal Worksurface

Understanding
▶ Page 126
Specifying
▶ Page 138

Shortcut Five-Arm Base

Shortcut is a collaborative seating collection that encourages people to move freely, change postures, and stay energized, yet comfortable in many settings.
 ▶ Specifying, pages 132–133



Five-arm base multi-purpose chair seat height adjusts with a $4\frac{5}{8}$ " range from $16\frac{9}{16}$ " – $21\frac{3}{16}$ " (no upholstery) with a pneumatic adjustment mechanism.

Five-arm base multi-purpose stool seat height adjusts with a $10\frac{3}{16}$ " range from $22\frac{1}{8}$ " – $32\frac{5}{16}$ " (no upholstery) with a pneumatic adjustment mechanism.

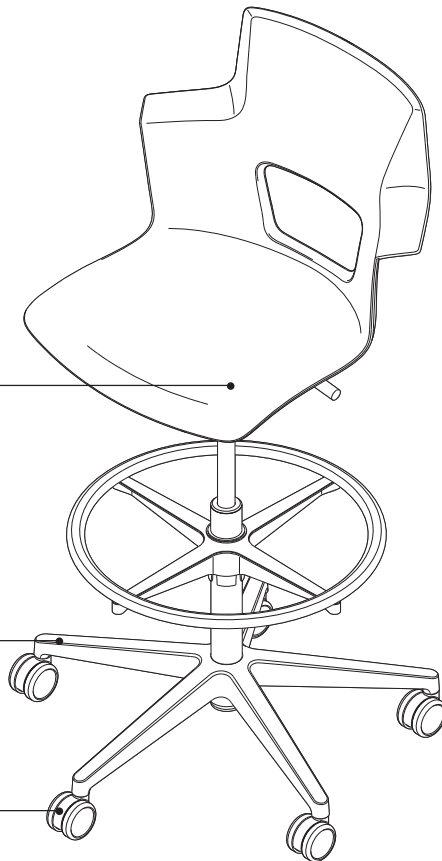
Five-arm base is standard.

Hard, dual wheeled casters are standard for use on carpets. Soft, roll-control, dual-wheel casters are available for use on hard floors or chair mats.

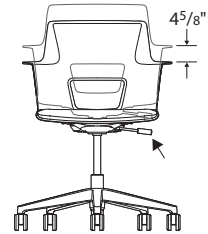
Abbreviated arms allow users to pull up to a worksurface with ease.

Cut-out provides more flexibility.

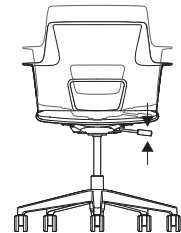
The Shortcut shell is made of polypropylene plastic.



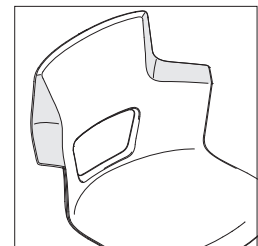
Adjustment Features



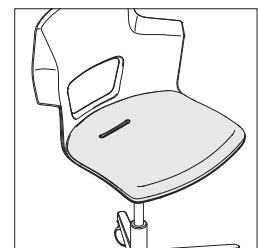
Seat height adjusts with a $4\frac{5}{8}$ " range from $16\frac{9}{16}$ " – $21\frac{3}{16}$ " (no upholstery) with a pneumatic adjustment mechanism.



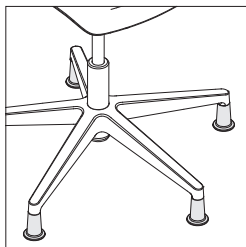
Seat height adjusts pneumatically. To lower, pull lever up while seated. To raise, pull lever up and keep weight off of the chair. Lever is located on the left hand side.



Elbow rests are abbreviated to stay out of the way as the user gets closer to the worksurface and supports a wide range of postures.



Cushion option is available for extra support and comfort.



Black glides are available as an option. Glides ship assembled on the chair or stool and maintain the same height as casters.

Soft roll-control caster option features an internal brake that activates when the chair is not under load to reduce shifting when user stands up.

Soft, dual-wheel casters are two-tone, with a merle ring, which makes them easily identifiable.

Surface Materials

▶ See surface materials on page 520 for specific availability or refer to the *Surface Materials Reference Manual* for further information.

Upholstery

- Fabric
- Leather
- Elmosoft leather
- Select Surfaces leather
- COM (Customer's Own Material)
- COL (Customer's Own Leather)

Hard components

Chair (shell, five-arm base)

Shell

- Plastic

Base

4140 Arctic White

4799 Platinum Metallic

6205 Black

Tip: Cylinder paint color defaults to coordinate with base color.

Hard casters

6205 Black

6249 Platinum Solid

Tip: Casters paint color defaults to coordinate with base color.

Soft casters with 6527

Merle ring

6205 Black

6249 Platinum Solid

Tip: Casters paint color defaults to coordinate with base color.

The Shortcut stool foot

ring is defaulted based on the paint color specified, with the exception of 4140 Arctic White, in which case the foot ring is platinum.

All Steelcase seating with standard upholstery fabrics

complies with requirements of the State of California Technical Bulletin 117. All standard seating is labeled to be in compliance with California 117.

Programs & Services

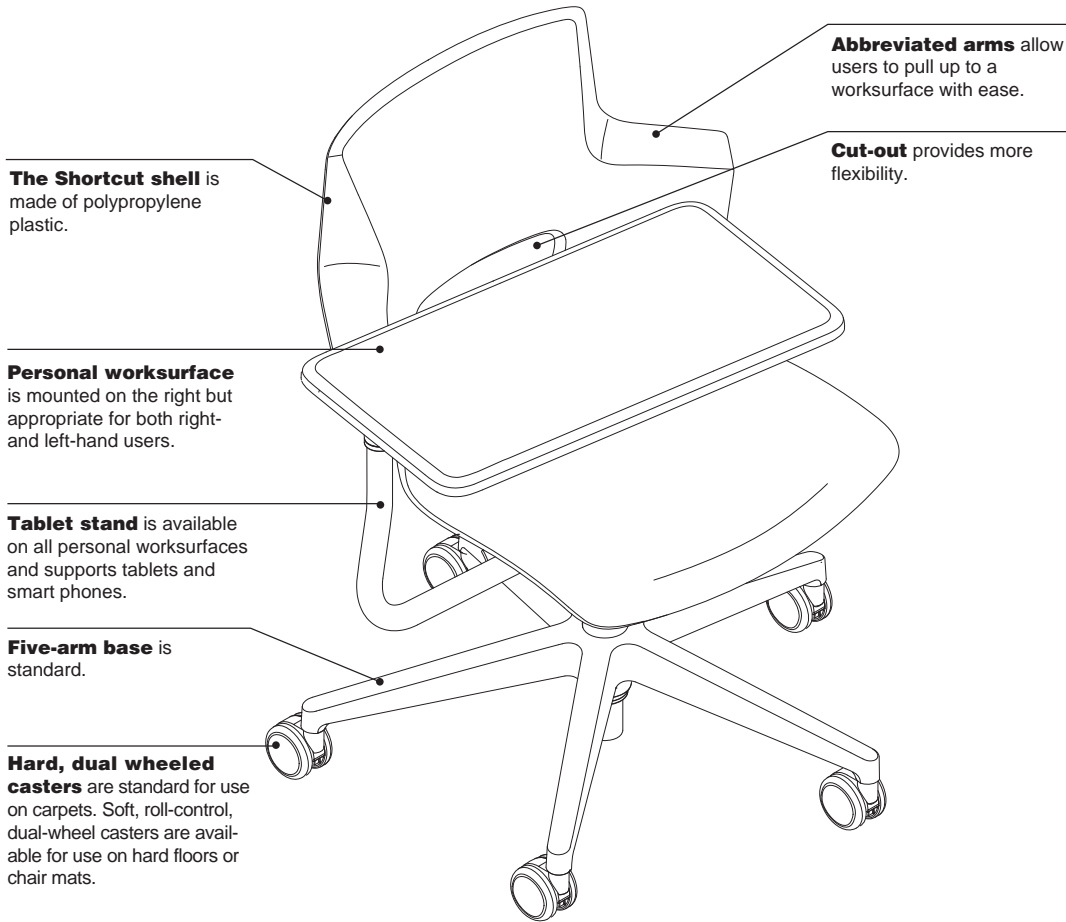
Local codes may have special requirements for upholstery.

Dimensions

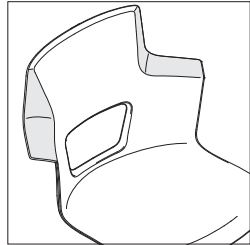
▶ Page 130

Shortcut Five-Arm Base with Personal Worksurface


► Specifying, page 134



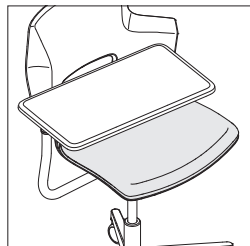
Product Details



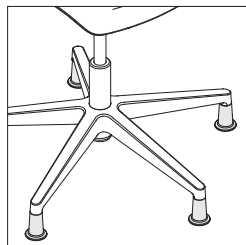
Elbow rests are abbreviated to stay out of the way as the user gets closer to the worksurface and supports a wide range of postures. It is designed to be level when in use and may appear to have slight upward angle when not in use.



Personal worksurface is mounted on user's right, and designed to accommodate left- and right-handed users. It is 12"D x 22¼"W and features a safety stop to help prevent belongings and laptops from easily sliding off back edge.



Cushion options are available for extra support and comfort.




Black glides are available as an option. Glides ship assembled on the chair and maintain the same height as casters.

Soft roll-control caster option features an internal brake that activates when the chair is not under load to reduce shifting when user stands up.

Soft, dual-wheel casters are two-tone, with a merle ring, which makes them easily identifiable.

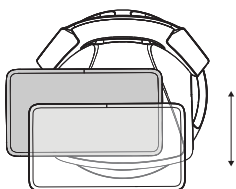
Adjustment Features



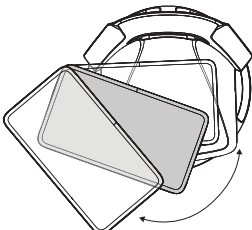
Tablet stand supports tablets and smart phones in both portrait and landscape positions, making content easy to view and freeing up space on the worksurface for other materials.

Tip: Devices are not secure in tablet stand when moved.

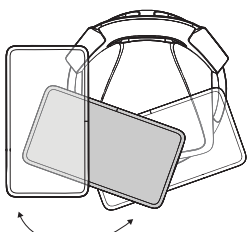
Cup holder is available as an option and it is retractable under the worksurface when not in use.



Personal worksurface depth adjustment range is 6" to 16¼". Measurement is from lumbar to worksurface.



Personal worksurface pivot range is 48°.



Personal worksurface center pivot is 100°. The center pivot range is measured from the closest position to the furthest position from the user.

Surface Materials

▶ See surface materials on page 520 for specific availability or refer to the *Surface Materials Reference Manual* for further information.

Upholstery

- Fabric
- Leather
- Elmosoft leather
- Select Surfaces leather
- COM (Customer's Own Material)
- COL (Customer's Own Leather)

Hard components

Chair (shell, five-arm base)

Shell

- Plastic

Base

4140 Arctic White
4799 Platinum Metallic
6205 Black
Tip: Cylinder paint color defaults to coordinate with base color.

Hard casters

6205 Black
6249 Platinum Solid
Tip: Casters paint color defaults to coordinate with base color.

Soft casters with 6527

Merle ring
6205 Black
6249 Platinum Solid
Tip: Casters paint color defaults to coordinate with base color.

Personal worksurface

6053 Seagull
6249 Platinum Solid
6295 Near Black
6337 Element

Tablet stand and cup holder

Sterling dark solid only

Paint for metal components

0835 Black
4140 Arctic White
4799 Platinum Metallic

All Steelcase seating with standard upholstery fabrics

complies with requirements of the State of California Technical Bulletin 117. All standard seating is labeled to be in compliance with California 117.

Programs & Services

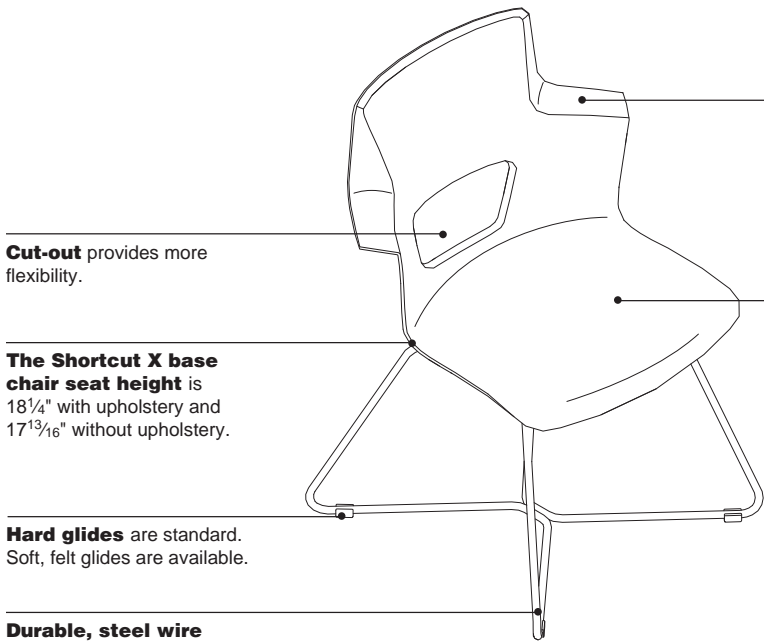
Local codes may have special requirements for upholstery.

Dimensions

▶ Page 130

Shortcut X Base and Shortcut Wood

► Specifying, pages 135–137



Cut-out provides more flexibility.

The Shortcut X base chair seat height is 18³/₄" with upholstery and 17¹³/₁₆" without upholstery.

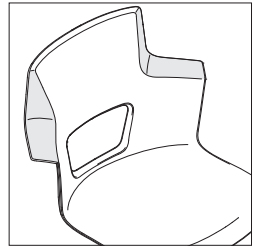
Hard glides are standard. Soft, felt glides are available.

Durable, steel wire frame is lightweight.

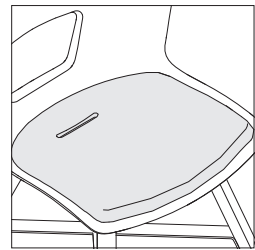
Abbreviated arms allow users to pull up to a work-surface with ease.

The Shortcut shell is made of polypropylene plastic.


Adjustment Features



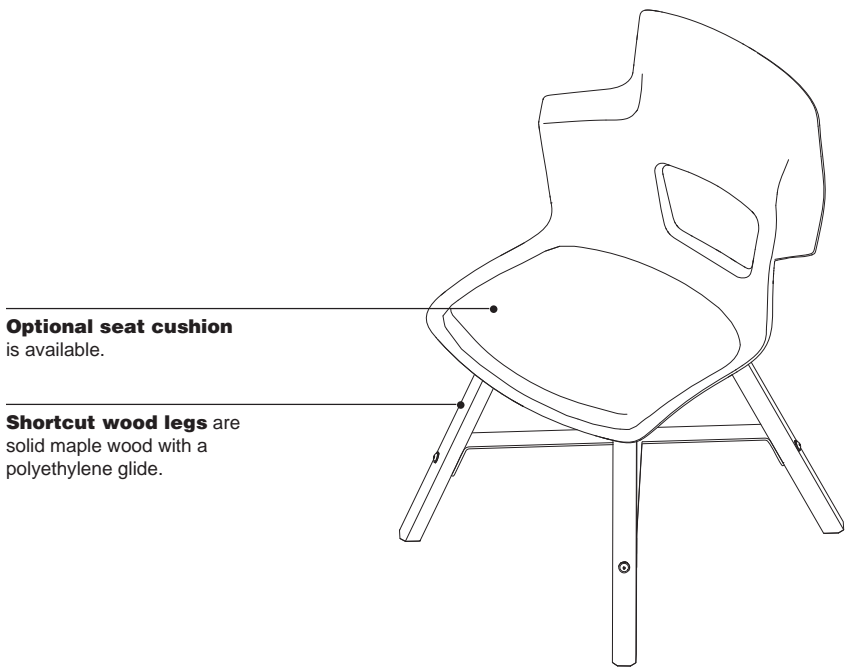
Elbow rests are abbreviated to stay out of the way as the user gets closer to the worksurface and supports a wide range of postures.



Cushion option is available for extra support and comfort.



The Shortcut X base stool seat height is 29³/₈" with upholstery and 28¹/₁₆" without upholstery.



Optional seat cushion is available.

Shortcut wood legs are solid maple wood with a polyethylene glide.

Surface Materials

► See surface materials on page 520 for specific availability or refer to the *Surface Materials Reference Manual* for further information.

Shortcut X Base**Upholstery**

- Fabric
- Leather
- Elmosoft leather
- Select Surfaces leather
- COM (Customer's Own Material)
- COL (Customer's Own Leather)

Shell

- Plastic

Base

- Paint
- For Surface Materials matrices for all product lines, see page 523

Shortcut Wood**Upholstery**

- Fabric
- Leather
- Elmosoft
- COM (Customer's Own Material)
- COL (Customer's Own Leather)

Shell

- Plastic

Legs

- V1AC Natural Cherry
- V1AM Clear Maple
- VICC Medium Amber Cherry
- V1EW Dark Walnut

Brackets

- Paint
- Accent Paint
- PerfectMatch Paint

All Steelcase seating with standard upholstery fabrics

complies with requirements of the State of California Technical Bulletin 117. All standard seating is labeled to be in compliance with California 117.

Programs & Services

Local codes may have special requirements for upholstery.

Dimensions

► Page 130

Shortcut with Tripod Base

► Specifying, page 138

Abbreviated arms allow users to pull up to a worksurface with ease.

Cut-out provides more flexibility.

360°-swivel mechanism is standard.

Backpack storage area is standard.

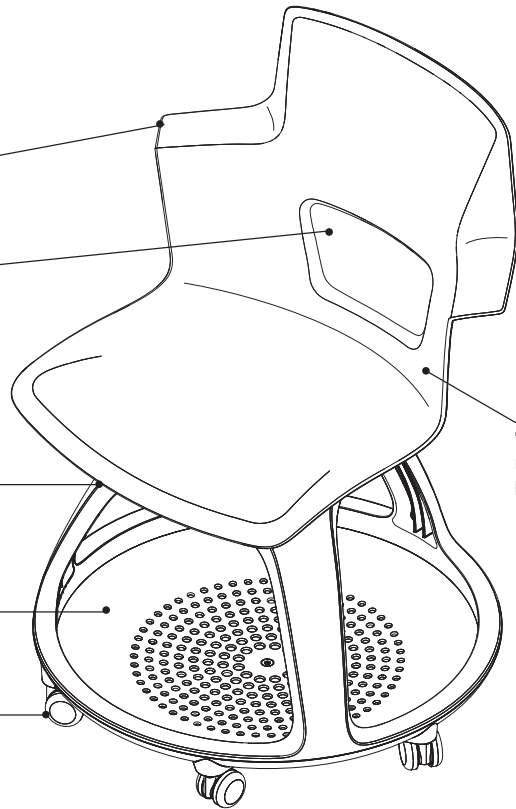
Casters have hard dual wheels that roll smoothly on carpets. Soft dual-wheel casters are available for use on hard floors.

Tablet stand is available on all personal worksurfaces and supports tablets and smart phones.

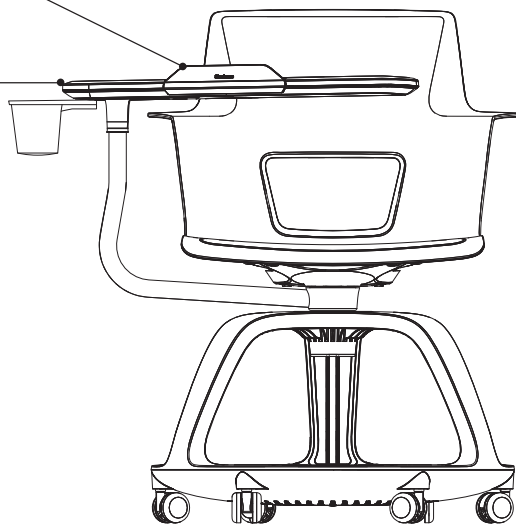
Personal worksurface moves independently of seat shell and base.

Personal worksurface is mounted on the right but appropriate for both right- and left-hand users.

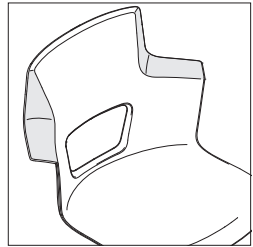
Personal worksurface is depth adjustable for large and small users and allows for ingress/egress.




The Shortcut shell is made of polypropylene plastic.



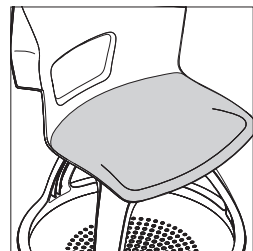
Product Details



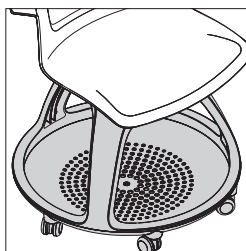
Elbow rests are abbreviated to stay out of the way as the user gets closer to the worksurface and supports a wide range of postures.



Personal worksurface is mounted on user's right, and designed to accommodate left- and right-handed users. It is 12"D x 22 1/4"W and features a safety stop to help prevent belongings and laptops from easily sliding off back edge. It is designed to be level when in use and may appear to have a slight upward angle when not in use.




Cushion options are available for extra support and comfort.



Tripod base reclaims the space under the seat. The space is 1.7 cu/ft and allows for backpack or personal belongings to be stored.

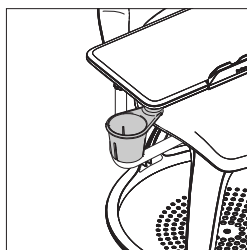
Adjustment Features

360° fixed height swivel mechanism on tripod base models allows students to remain oriented to instructor, presentation materials, and other students.

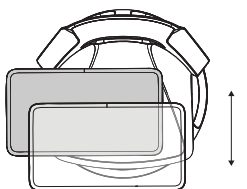


Tablet stand is available on chairs with personal worksurfaces. The stand supports tablets and smart phones in both portrait and landscape positions, making content easy to view and freeing up space on the worksurface for other materials.

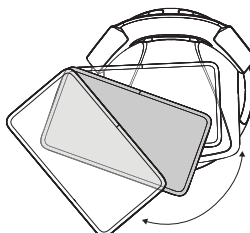
Tip: Devices are not secure in tablet stand when moved.



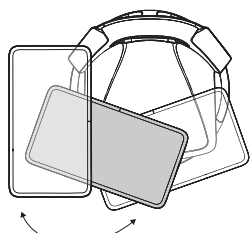
Cup holder is available as an option on Shortcut chairs with personal worksurfaces. It is retractable under the worksurface when not in use.



Personal worksurface depth adjustment range is 6" to 16¼". Measurement is from lumbar to worksurface.



Personal worksurface pivot range is 48°.



Personal worksurface center pivot is 100°. The center pivot range is measured from the closest position to the furthest position from the user.

Surface Materials

▶ See surface materials on page 520 for specific availability or refer to the *Surface Materials Reference Manual* for further information.

Shell

- Plastic

Upholstery

- Fabric
- Leather
- Elmosoft leather
- Select Surfaces leather
- COM (Customer's Own Material)
- COL (Customer's Own Leather)

Tripod base

- 6249 Platinum Solid
- 6295 Near Black

Storage tray/bottom of tripod base

- Sterling dark solid only

Personal worksurface

- 6053 Seagull
- 6249 Platinum Solid
- 6295 Near Black

Casters

- Black

Glides

- Sterling dark solid only

Tablet stand

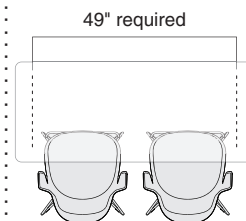
- Sterling dark solid only

Paint for metal components

- 0835 Black
- 4140 Arctic White
- 4799 Platinum Metallic

Dimensions

▶ Page 130



The backpack storage area and overall chair width require 23¾" of continuous floor space when used with tables. The minimum distance between table bases is 49" to allow two chairs to be pushed under the worksurface.

Planning with Shortcut

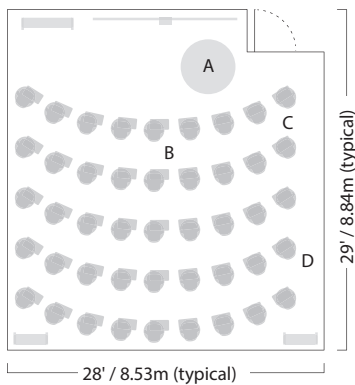
For Classroom Environments

Pedagogy, technology and space, when carefully considered and intentionally designed, can establish new protocols for advanced learning solutions.

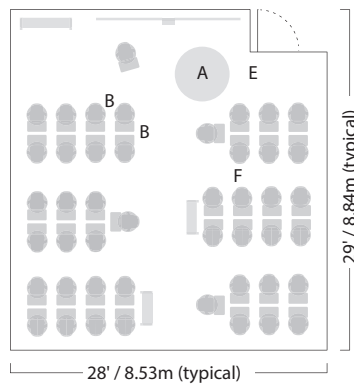
Planning Tips

- 1 Illustrate multiple modes for each drawing to:
 - a) ensure enough space is available for each reconfiguration
 - b) allow the user to understand what's possible
 - c) ensure that sight lines are maintained when the furniture is moved
 - d) confirm that jurisdictional codes are followed for each layout (eg: International Building Code, American Disability Act, etc.)
- 2 Give permission to act differently by including wall guard and enough space to move, supporting simultaneous multi-modal activities.
- 3 Provide both analogue and digital tools in the solution such as whiteboards, personal whiteboards, interactive whiteboards or media:scape.
- 4 Address the needs of classroom and personal storage for both students and teachers. Incorporate this information into each mode to ensure space is adequate.
- 5 Include zones for mentoring, assessment, and/or coaching for teacher-to-student and/or student-to-student interaction.
- 6 Annotate the drawings with design principles to confirm they are being addressed.

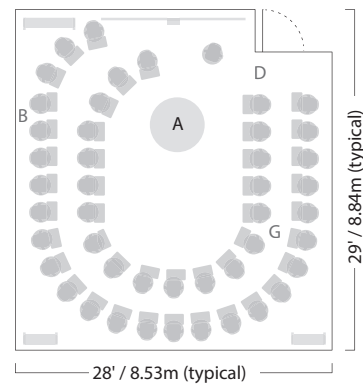
Lecture Mode



Group Mode



Discussion Mode



This example: 18* sq. ft. or 1.68 sq. meters per person. *For K-12 applications, see Table 1004.1.1 Maximum Floor Area Allowances per Occupant, 2009 International Building Code.

- A** — 60"/1.52m (ADA)
- B** — 12"/0.3m
- C** — 18"-24"/0.46-0.61m (aisle)
- D** — 36"/0.91m (egress)
- E** — 60"/1.52m (egress)
- F** — 38"/0.97m (aisle)
- G** — 18"-36"/0.46-0.91m (aisle)

Dimensions

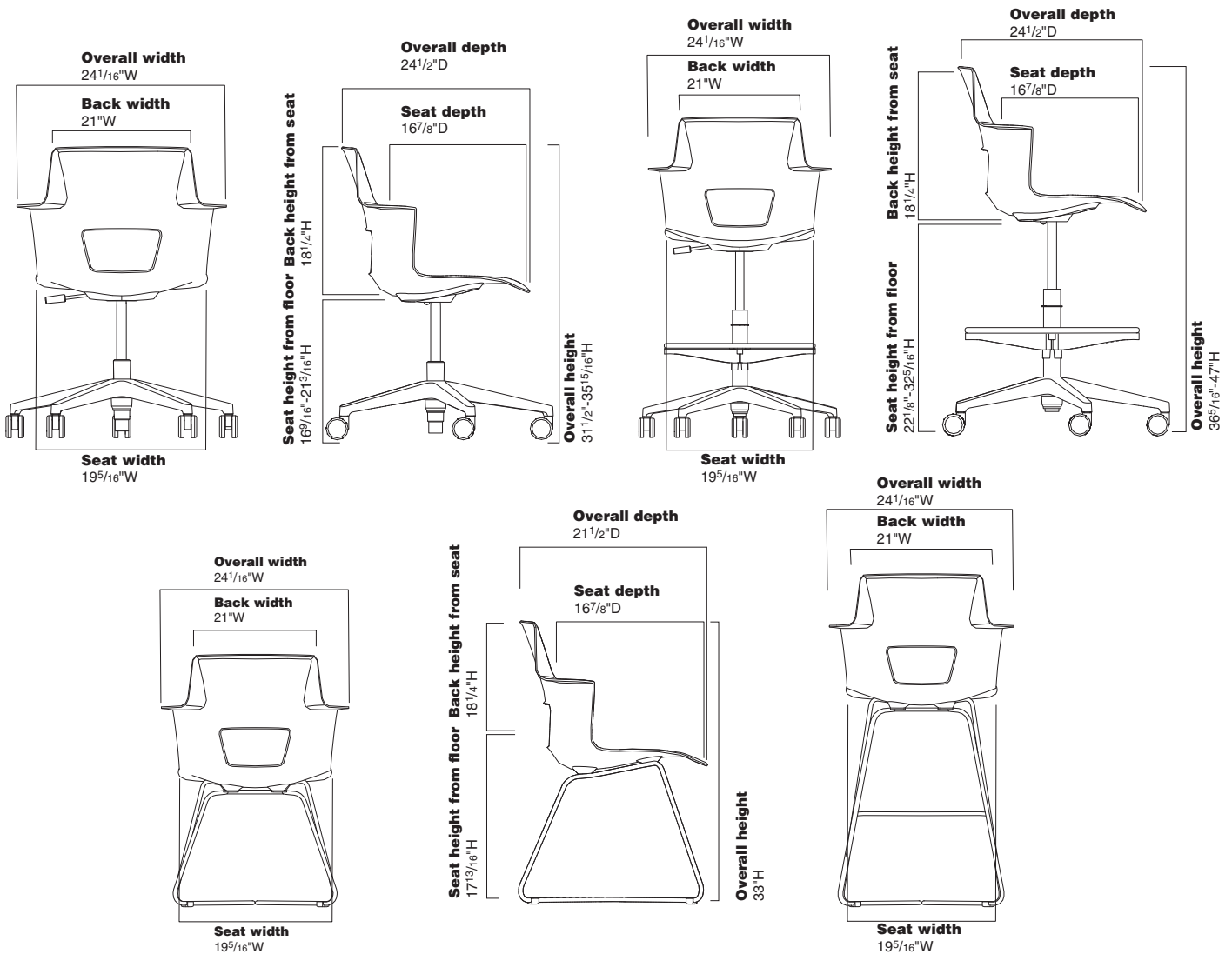
Shortcut

• Features • Overall Depth • Width • Height • Seat Depth • Seat Width • Seat Height from Floor

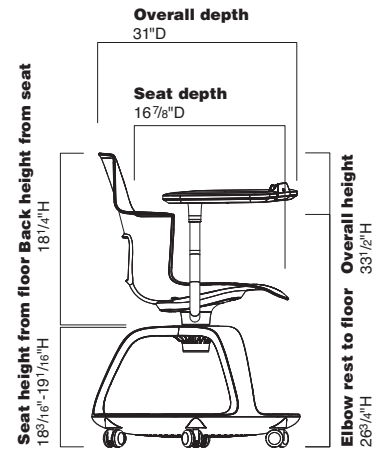
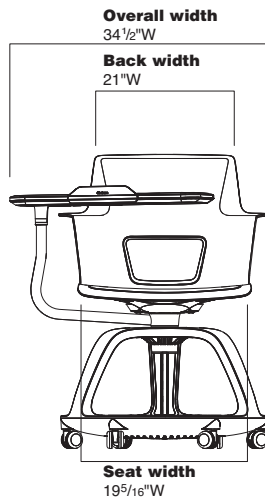
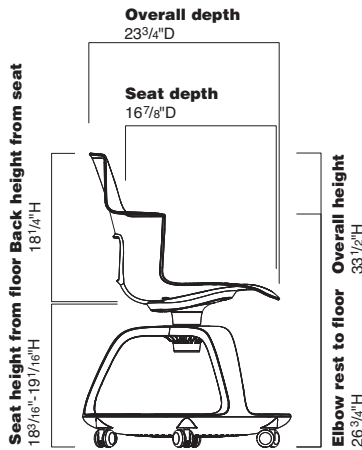
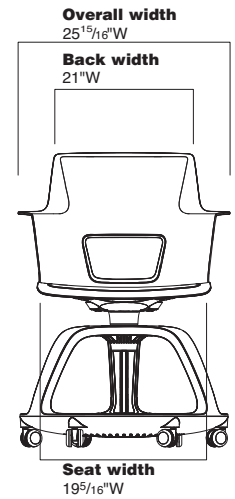
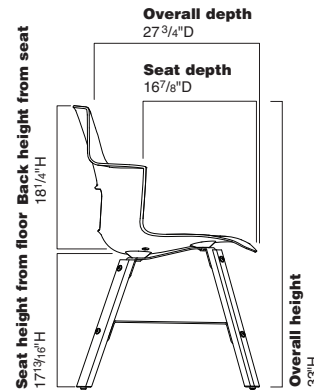

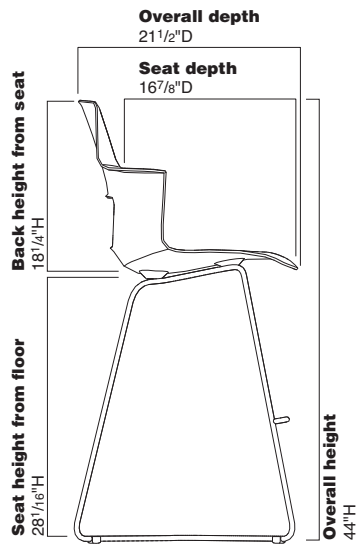
Shortcut

Multipurpose Seating

Five-Arm Base Chair	24½"	24⅛"	31½"-35⅛"	16⅞"	19⅝"	16⅞"-21⅜"
Five-Arm Base Stool	24½"	24⅛"	36⅛"-47"	16⅞"	19⅝"	22⅛"-32⅝"
Five-Arm Base with Personal Worksurface	24½"	34½"	31¾"-37¾"	16⅞"	19⅝"	16⅞"-21⅜"
X Base Chair	21½"	24⅛"	33"	16⅞"	19⅝"	17⅓"
X Base Stool	21½"	24⅛"	44"	16⅞"	19⅝"	28⅛"
Wood Chair	27¾"	24⅛"	33"	16⅞"	19⅝"	17⅓"
Chair with Tripod Base	23¾"	25⅛"	33½"	16⅞"	19⅝"	18⅜" (19⅛")
Chair with Tripod Base and Personal Worksurface	31"	34½"	33½"	16⅞"	19⅝"	18⅜" (19⅛")



Back Width	Back Height from Seat	Back Lumbar Height	Seat Pan Angle	Angle Between Seat and Back	Width Between Elbow Rest	Elbow Rest to Floor
21"	18¼"	9¼"	8.3°	within 0–4°	21"	N.A.
21"	18¼"	9¼"	8.3°	within 0–4°	21"	N.A.
21"	18¼"	9¼"	8.3°	within 0–4°	21"	N.A.
21"	18¼"	9¼"	8°	within 0–4°	21"	26¼"
21"	18¼"	9¼"	8°	within 0–4°	21"	37¼"
21"	18¼"	9¼"	5–8°	within 0–4°	21"	26¼"
21"	18¼"	9¼"	8.3°	within 0–4°	21"	26¾"
21"	18¼"	9¼"	8.3°	within 0–4°	21"	26¾"



Shortcut

Five-Arm Base Chair



Tip: Hard dual-wheel casters are for use on carpet. Use on hard surfaces, including floor mats, will affect chair stability and may result in personal injury.

Tip: Upholstery is only applicable if seat cushion is a selected option.

Tip: Craft in upholstery cautions the use of stripes and patterns on Shortcut. Please use fabric database when specifying.

Tip: Casters default to coordinate with base color.

Standard Includes		Required to Specify
<ul style="list-style-type: none"> ▶ Need help? Product details, page 120 	<ul style="list-style-type: none"> • Seat shell: plastic • Five-arm base: 6205 Black plastic • Pneumatic seat height • Hard dual-wheel casters: 6205 Black • Shipped ready to assemble • Meets Cal. 117 requirements 	<ol style="list-style-type: none"> 1 Style number 2 Color number for base 3 Plastic color number for shell 4 Options, if selected (see below) <ul style="list-style-type: none"> ▶ See <i>Surface Materials</i>, page 520.

Options		U.S. Price	Required to Specify
Seat Cushion	• Cushion	+\$227	Specify <i>with cushion</i> and specify fabric color number.
Surface Materials	Upholstery <ul style="list-style-type: none"> • Fabric price group 1 • Fabric price group 2 • Fabric price group 3 • Fabric price group 4 • Fabric price group 5 • Fabric price group 6 • Fabric price group 7 • Fabric price group 8 • Fabric price group 9 • Fabric price group 10 • Steelcase leather • Select Surfaces leather price group 1 • Elmosoft leather • Select Surfaces leather price group 2 • Customer's Own Material (COM) • Customer's Own Leather (COL) 	<ul style="list-style-type: none"> No cost +\$ 17 +\$ 40 +\$ 57 +\$ 68 +\$ 83 +\$101 +\$122 +\$152 +\$175 +\$147 +\$147 +\$173 +\$173 +\$ 60 +\$ 60 	<ul style="list-style-type: none"> Specify fabric color number. Specify fabric color number. Specify fabric color number. Specify fabric color number. Specify fabric color number. Specify fabric color number. Specify fabric color number. Specify fabric color number. Specify fabric color number. Specify fabric color number. Specify leather color number. ▶ See <i>Surface Materials Reference Manual</i>. Specify Elmosoft color number. ▶ See <i>Surface Materials Reference Manual</i>. ▶ See <i>Surface Materials Reference Manual</i>. ▶ See <i>Surface Materials Reference Manual</i>.
	Base <ul style="list-style-type: none"> • Arctic white gloss • Platinum metallic 	<ul style="list-style-type: none"> +\$ 60 +\$ 60 	<ul style="list-style-type: none"> Specify <i>with 4140 Arctic White Gloss</i>. Specify <i>with 4799 Platinum Metallic</i>.
	Shell <ul style="list-style-type: none"> • Plastic price group 1 • Plastic price group 2 	<ul style="list-style-type: none"> No cost +\$ 57 	<ul style="list-style-type: none"> Specify plastic color number. Specify plastic color number.
Casters	<ul style="list-style-type: none"> • Hard casters • Soft dual-wheel casters for use on hard floors 	<ul style="list-style-type: none"> No cost +\$ 50 	<ul style="list-style-type: none"> Specify <i>with hard casters</i>. Specify <i>with soft casters</i>.
Glides	• Non-marring plastic glides	+\$ 50	Specify <i>with glides</i> .

Specification Information	
Style Number	U.S. Base Price
TS31201A	\$689

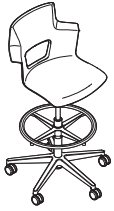
▶ Detailed dimensions, page 130



For Canadian Pricing
 Multiply U.S. Price by the Canadian price factor.
 ▶ See page 1 for details.

Shortcut

Five-Arm Base Stool



Tip: Hard dual-wheel casters are for use on carpet. Use on hard surfaces, including floor mats, will affect chair stability and may result in personal injury.

Tip: Upholstery is only applicable if seat cushion is a selected option.

Tip: Craft in upholstery cautions the use of stripes and patterns on Shortcut. Please use fabric database when specifying.

Standard Includes		Required to Specify
<ul style="list-style-type: none"> ▶ Need help? Product details, page 120 	<ul style="list-style-type: none"> • Seat shell: plastic • Five-arm base: 6205 Black plastic • Pneumatic seat height • Hard dual-wheel casters: 6205 Black • Shipped ready to assemble • Meets Cal. 117 requirements 	<ol style="list-style-type: none"> 1 Style number 2 Color number for base 3 Plastic color number for shell 4 Options, if selected (see below) <ul style="list-style-type: none"> ▶ See <i>Surface Materials</i>, page 520.

Options	U.S. Price	Required to Specify
Seat Cushion	• Cushion +\$227	Specify <i>with cushion</i> and specify fabric color number.
Surface Materials	<p>Upholstery</p> <ul style="list-style-type: none"> • Fabric price group 1 No cost • Fabric price group 2 +\$ 17 • Fabric price group 3 +\$ 40 • Fabric price group 4 +\$ 57 • Fabric price group 5 +\$ 68 • Fabric price group 6 +\$ 83 • Fabric price group 7 +\$101 • Fabric price group 8 +\$122 • Fabric price group 9 +\$152 • Fabric price group 10 +\$175 • Steelcase leather +\$147 • Select Surfaces leather price group 1 +\$147 • Elmosoft leather +\$173 • Select Surfaces leather price group 2 +\$173 • Customer's Own Material (COM) +\$ 60 • Customer's Own Leather (COL) +\$ 60 <p>Base</p> <ul style="list-style-type: none"> • Arctic white gloss +\$ 60 • Platinum metallic +\$ 60 <p>Shell</p> <ul style="list-style-type: none"> • Plastic price group 1 No cost • Plastic price group 2 +\$ 57 	<p>Specify fabric color number.</p> <p>Specify fabric color number.</p> <p>Specify fabric color number.</p> <p>Specify fabric color number.</p> <p>Specify fabric color number.</p> <p>Specify fabric color number.</p> <p>Specify fabric color number.</p> <p>Specify fabric color number.</p> <p>Specify fabric color number.</p> <p>Specify fabric color number.</p> <p>Specify leather color number.</p> <ul style="list-style-type: none"> ▶ See <i>Surface Materials Reference Manual</i>. <p>Specify Elmosoft color number.</p> <ul style="list-style-type: none"> ▶ See <i>Surface Materials Reference Manual</i>. <ul style="list-style-type: none"> ▶ See <i>Surface Materials Reference Manual</i>. ▶ See <i>Surface Materials Reference Manual</i>. <p>Specify <i>with 4140 Arctic White Gloss</i>.</p> <p>Specify <i>with 4799 Platinum Metallic</i>.</p> <p>Specify plastic color number.</p> <p>Specify plastic color number.</p> <p>Specify <i>with hard casters</i>.</p> <p>Specify <i>with soft casters</i>.</p>
Casters	<ul style="list-style-type: none"> • Hard casters No cost • Soft dual-wheel casters +\$ 50 for use on hard floors 	Specify <i>with hard casters</i> . Specify <i>with soft casters</i> .
Glides	• Non-marring plastic glides +\$ 50	Specify <i>with glides</i> .

Specification Information	
Style Number	U.S. Base Price
TS31202B	\$972

▶ Detailed dimensions, page 130

 **For Canadian Pricing**
Multiply U.S. Price by the Canadian price factor.
▶ See page 1 for details.

Shortcut

Five-Arm Base Chair with Personal Worksurface



Tip: Hard dual-wheel casters are for use on carpet. Use on hard surfaces, including floor mats, will affect chair stability and may result in personal injury.

Tip: Upholstery is only applicable if seat cushion is a selected option.

Tip: Craft in upholstery cautions the use of stripes and patterns on Shortcut. Please use fabric database when specifying.

Tip: Metal components include shell bracket and personal worksurface arm that default to match the base finish.

Tip: Casters default to coordinate with base color.

► Detailed dimensions, page 130



For Canadian Pricing
Multiply U.S. Price by the Canadian price factor.
► See page 1 for details.

Standard Includes		Required to Specify
► Need help? Product details, page 122	<ul style="list-style-type: none"> • Seat shell: plastic • Five-arm base: 6205 Black plastic • Pneumatic seat height • Hard dual-wheel casters: 6205 Black • Metal components: paint • Swivel seat • Personal Worksurface: plastic • Shipped ready to assemble • Meets Cal. 117 requirements 	<ol style="list-style-type: none"> 1 Style number 2 Color number for base 3 Plastic color number for shell 4 Paint for metal components 5 Plastic color number for Personal Worksurface 6 Options, if selected (see below) <p>► See <i>Surface Materials</i>, page 520.</p>

	Options	U.S. Price	Required to Specify
Seat Cushion	• Cushion	+\$227	Specify <i>with cushion</i> and specify fabric color number.
Surface Materials	<p>Upholstery</p> <ul style="list-style-type: none"> • Fabric price group 1 • Fabric price group 2 • Fabric price group 3 • Fabric price group 4 • Fabric price group 5 • Fabric price group 6 • Fabric price group 7 • Fabric price group 8 • Fabric price group 9 • Fabric price group 10 • Steelcase leather • Select Surfaces leather price group 1 • Elmosoft leather • Select Surfaces leather price group 2 • Vinyl • Customer's Own Material (COM) • Customer's Own Leather (COL) <p>Base</p> <ul style="list-style-type: none"> • Arctic white gloss • Platinum metallic <p>Shell</p> <ul style="list-style-type: none"> • Plastic price group 1 • Plastic price group 2 	<ul style="list-style-type: none"> No cost +\$ 17 +\$ 40 +\$ 57 +\$ 68 +\$ 83 +\$101 +\$122 +\$152 +\$175 +\$147 +\$147 +\$173 +\$173 +\$ 17 +\$ 60 +\$ 60 +\$ 60 +\$ 60 +\$ 60 +\$ 60 	<ul style="list-style-type: none"> Specify fabric color number. Specify fabric color number. Specify fabric color number. Specify fabric color number. Specify fabric color number. Specify fabric color number. Specify fabric color number. Specify fabric color number. Specify fabric color number. Specify fabric color number. Specify fabric color number. Specify leather color number. ► See <i>Surface Materials Reference Manual</i>. Specify Elmosoft color number. ► See <i>Surface Materials Reference Manual</i>. Specify vinyl color number. ► See <i>Surface Materials Reference Manual</i>. ► See <i>Surface Materials Reference Manual</i>. Specify <i>with 4140 Arctic White Gloss</i>. Specify <i>with 4799 Platinum Metallic</i>. Specify plastic color number. Specify plastic color number.
Cup Holder	• Cup holder	+\$ 55	Specify <i>with cup holder</i> .
Tablet Stand	• Tablet stand	+\$ 55	Specify <i>with tablet stand</i> .
Casters	<ul style="list-style-type: none"> • Hard casters • Soft dual-wheel casters for use on hard floors 	<ul style="list-style-type: none"> No cost +\$ 50 	<ul style="list-style-type: none"> Specify <i>with hard casters</i>. Specify <i>with soft casters</i>.
Glides	• Non-marring plastic glides	+\$ 50	Specify <i>with glides</i> .

Specification Information	
Style Number	U.S. Base Price
TS31209A	\$1066

Shortcut

X Base Chair



Standard Includes		Required to Specify
▶ Need help? Product details, page 124	<ul style="list-style-type: none"> • Seat shell: plastic • Steel wire frame base: paint price group 1 • Standard glides • Ships fully assembled • Meets Cal. 117 requirements 	<ol style="list-style-type: none"> 1 Style number 2 Paint color number for base 3 Plastic color number for shell 4 Options, if selected (see below) <p>▶ See <i>Surface Materials</i>, page 520.</p>

Options	U.S. Price	Required to Specify
Seat Cushion	• Cushion +\$227	Specify <i>with cushion</i> and specify fabric color number.

Tip: Upholstery is only applicable if seat cushion is a selected option.

Tip: Craft in upholstery cautions the use of stripes and patterns on Shortcut. Please use fabric database when specifying.

Surface Materials	Upholstery	U.S. Price	Required to Specify
	• Fabric price group 1	No cost	Specify fabric color number.
	• Fabric price group 2	+\$ 17	Specify fabric color number.
	• Fabric price group 3	+\$ 40	Specify fabric color number.
	• Fabric price group 4	+\$ 57	Specify fabric color number.
	• Fabric price group 5	+\$ 68	Specify fabric color number.
	• Fabric price group 6	+\$ 83	Specify fabric color number.
	• Fabric price group 7	+\$101	Specify fabric color number.
	• Fabric price group 8	+\$122	Specify fabric color number.
	• Fabric price group 9	+\$152	Specify fabric color number.
	• Fabric price group 10	+\$175	Specify fabric color number.
	• Steelcase leather	+\$147	Specify fabric color number.
	• Select Surfaces leather price group 1	+\$147	▶ See <i>Surface Materials Reference Manual</i> .
	• Elmosoft leather	+\$173	Specify Elmosoft color number.
	• Select Surfaces leather price group 2	+\$173	▶ See <i>Surface Materials Reference Manual</i> .
	• Customer's Own Material (COM)	+\$ 60	▶ See <i>Surface Materials Reference Manual</i> .
	• Customer's Own Leather (COL)	+\$ 60	▶ See <i>Surface Materials Reference Manual</i> .

Base	U.S. Price	Required to Specify
• Paint price group 1	No cost	Specify paint color number.
• Paint price group 2	+\$ 60	Specify paint color number.
• Paint price group 3	+\$ 93	Specify paint color number.

Shell	U.S. Price	Required to Specify
• Plastic price group 1	No cost	Specify plastic color number.
• Plastic price group 2	+\$ 57	Specify plastic color number.

Glides	U.S. Price	Required to Specify
• Soft, felt glides	No cost	Specify <i>with soft, felt glides</i> .

Specification Information

Style Number	U.S. Base Price
TS31204A	\$620

▶ Detailed dimensions, page 130

 **For Canadian Pricing**
 Multiply U.S. Price by the Canadian price factor.
 ▶ See page 1 for details.

Shortcut

X Base Stool



Tip: Upholstery is only applicable if seat cushion is a selected option.

Tip: Craft in upholstery cautions the use of stripes and patterns on Shortcut. Please use fabric database when specifying.

Standard Includes		Required to Specify
▶ Need help? Product details, page 124	<ul style="list-style-type: none"> • Seat shell: plastic • Steel wire frame base: paint price group 1 • Standard glides • Ships fully assembled • Meets Cal. 117 requirements 	<ol style="list-style-type: none"> 1 Style number 2 Paint color number for base 3 Plastic color number for shell 4 Options, if selected (see below) <p>▶ See <i>Surface Materials</i>, page 520.</p>

Options	U.S. Price	Required to Specify
Seat Cushion	• Cushion +\$227	Specify <i>with cushion</i> and specify fabric color number.

Surface Materials	Upholstery	U.S. Price	Required to Specify
	• Fabric price group 1	No cost	Specify fabric color number.
	• Fabric price group 2	+\$ 17	Specify fabric color number.
	• Fabric price group 3	+\$ 40	Specify fabric color number.
	• Fabric price group 4	+\$ 57	Specify fabric color number.
	• Fabric price group 5	+\$ 68	Specify fabric color number.
	• Fabric price group 6	+\$ 83	Specify fabric color number.
	• Fabric price group 7	+\$101	Specify fabric color number.
	• Fabric price group 8	+\$122	Specify fabric color number.
	• Fabric price group 9	+\$152	Specify fabric color number.
	• Fabric price group 10	+\$175	Specify fabric color number.
	• Steelcase leather	+\$147	Specify leather color number.
	• Select Surfaces leather price group 1	+\$147	▶ See <i>Surface Materials Reference Manual</i> .
	• Elmosoft leather	+\$173	Specify Elmosoft color number.
	• Select Surfaces leather price group 2	+\$173	▶ See <i>Surface Materials Reference Manual</i> .
	• Customer's Own Material (COM)	+\$ 60	▶ See <i>Surface Materials Reference Manual</i> .
	• Customer's Own Leather (COL)	+\$ 60	▶ See <i>Surface Materials Reference Manual</i> .

Base	U.S. Price	Required to Specify
• Paint price group 1	No cost	Specify paint color number.
• Paint price group 2	+\$ 60	Specify paint color number.
• Paint price group 3	+\$ 93	Specify paint color number.

Shell	U.S. Price	Required to Specify
• Plastic price group 1	No cost	Specify plastic color number.
• Plastic price group 2	+\$ 57	Specify plastic color number.

Glides	• Soft, felt glides	No cost	Specify <i>with soft, felt glides</i> .
---------------	---------------------	---------	---

Specification Information	
Style Number	U.S. Base Price
TS31205B	\$625

▶ Detailed dimensions, page 130

 **For Canadian Pricing**
 Multiply U.S. Price by the Canadian price factor.
 ▶ See page 1 for details.

Shortcut

Wood Chair



Standard Includes		Required to Specify
<ul style="list-style-type: none"> ▶ Need help? Product details, page 124 	<ul style="list-style-type: none"> • Seat shell: plastic • Solid maple legs: wood stain • Steel brackets: paint group 1 • Standard glides • Ships fully assembled • Meets Cal. 117 requirements 	<ol style="list-style-type: none"> 1 Style number 2 Plastic color number for shell 3 Wood stain color number for legs: <ul style="list-style-type: none"> V1AC Natural Cherry V1AM Clear Maple VICC Medium Amber Cherry V1EW Dark Walnut 4 Paint color number for brackets 5 Options, if selected (see below) <ul style="list-style-type: none"> ▶ See <i>Surface Materials</i>, page 520.

Tip: Upholstery is only applicable if seat cushion is a selected option.

Tip: Craft in upholstery cautions the use of stripes and patterns on Shortcut. Please use fabric database when specifying.

Options	U.S. Price	Required to Specify
Seat Cushion	• Cushion +\$227	Specify <i>with cushion</i> and specify fabric color number.
Surface Materials	<p>Upholstery</p> <ul style="list-style-type: none"> • Fabric price group 1 No cost • Fabric price group 2 +\$ 17 • Fabric price group 3 +\$ 40 • Fabric price group 4 +\$ 57 • Fabric price group 5 +\$ 68 • Fabric price group 6 +\$ 83 • Fabric price group 7 +\$101 • Fabric price group 8 +\$122 • Fabric price group 9 +\$152 • Fabric price group 10 +\$175 • Leather +\$147 • Select Surfaces leather price group 1 +\$147 • Elmosoft leather +\$173 • Select Surfaces leather price group 2 +\$173 • Customer's Own Material (COM) +\$ 60 • Customer's Own Leather (COL) +\$ 60 <p>Shell</p> <ul style="list-style-type: none"> • Plastic price group 1 No cost • Plastic price group 2 +\$ 57 <p>Brackets</p> <ul style="list-style-type: none"> • Paint price group 1 No cost • Paint price group 2 +\$ 60 • Paint price group 3 +\$ 93 	<p>Specify fabric color number.</p> <p>Specify fabric color number.</p> <p>Specify fabric color number.</p> <p>Specify fabric color number.</p> <p>Specify fabric color number.</p> <p>Specify fabric color number.</p> <p>Specify fabric color number.</p> <p>Specify fabric color number.</p> <p>Specify fabric color number.</p> <p>Specify fabric color number.</p> <p>Specify leather color number.</p> <ul style="list-style-type: none"> ▶ See <i>Surface Materials Reference Manual</i>. <p>Specify Elmosoft color number.</p> <ul style="list-style-type: none"> ▶ See <i>Surface Materials Reference Manual</i>. <ul style="list-style-type: none"> ▶ See <i>Surface Materials Reference Manual</i>. ▶ See <i>Surface Materials Reference Manual</i>. <p>Specify plastic color number.</p> <p>Specify plastic color number.</p> <p>Specify paint color number.</p> <p>Specify paint color number.</p> <p>Specify paint color number.</p>
Related Products	• Shortcut X Base chair and stool	▶ Pages 135-136


Specification Information	
Style Number	U.S. Base Price
TS31206A	\$1312

▶ Detailed dimensions, page 130

 **For Canadian Pricing**
 Multiply U.S. Price by the Canadian price factor.
 ▶ See page 1 for details.

Shortcut

with Tripod Base



Tip: Metal components include shell bracket and personal worksurface arm if TS31208A is selected.

Tip: Upholstery is only applicable if seat cushion is a selected option.

Tip: Craft in upholstery cautions the use of stripes and patterns on Shortcut. Please use fabric database when specifying.

Tip: Cup Holder and Tablet Stand are only available on Shortcut with a Personal Worksurface.

Standard Includes		Required to Specify
▶ Need help? Product details, page 126	<ul style="list-style-type: none"> • Seat shell: plastic • Tripod base: plastic • Metal components: paint • Storage tray: sterling dark solid only • Swivel seat • Personal Worksurface, if TS31208A selected: plastic • Hard casters: black • Ships ready to assemble • Meets Cal. 117 requirements 	<ol style="list-style-type: none"> 1 Style number 2 Plastic color number for shell 3 Plastic color number for tripod base 4 Paint number for metal components: 0835 Black 4140 Arctic White 4799 Platinum Metallic 5 Plastic color number for Personal Worksurface, if selected 6 Options, if selected (see below) <p>▶ See <i>Surface Materials</i>, page 520.</p>

Options	U.S. Price	Required to Specify	
Surface Materials			
Upholstery on seat cushion			
• Fabric price group 1	No cost	Specify fabric color number.	
• Fabric price group 2	+\$ 17	Specify fabric color number.	
• Fabric price group 3	+\$ 40	Specify fabric color number.	
• Fabric price group 4	+\$ 57	Specify fabric color number.	
• Fabric price group 5	+\$ 68	Specify fabric color number.	
• Fabric price group 6	+\$ 83	Specify fabric color number.	
• Fabric price group 7	+\$101	Specify fabric color number.	
• Fabric price group 8	+\$122	Specify fabric color number.	
• Fabric price group 9	+\$152	Specify fabric color number.	
• Fabric price group 10	+\$175	Specify fabric color number.	
• Steelcase leather	+\$147	Specify leather color number.	
• Select Surfaces leather price group 1	+\$147	▶ See <i>Surface Materials Reference Manual</i> .	
• Elmosoft leather	+\$173	Specify Elmosoft color number.	
• Select Surfaces leather price group 2	+\$173	▶ See <i>Surface Materials Reference Manual</i> .	
• Customer's Own Material (COM)	+\$ 60	▶ See <i>Surface Materials Reference Manual</i> .	
• Customer's Own Leather (COL)	+\$ 60	▶ See <i>Surface Materials Reference Manual</i> .	
Shell			
• Plastic price group 1	No cost	Specify plastic color number.	
• Plastic price group 2	+\$ 57	Specify plastic color number.	
Seat Cushion	• Cushion	+\$227	Specify <i>with cushion</i> and specify fabric color number.
Cup Holder	• On TS31208A	+\$ 55	Specify <i>with cup holder</i> .
Tablet Stand	• On TS31208A	+\$ 55	Specify <i>with tablet stand</i> .
Casters	• Soft, dual-wheel casters for use on hard floors	+\$ 50	Specify <i>with soft casters</i> .
Glides	• Glides: sterling dark solid	+\$ 39	Specify <i>with glides</i> .
Related Products	<ul style="list-style-type: none"> • Shortcut Cushions • Shortcut Five-Arm Base Chair and Stool • Shortcut X-Base Chair and Stool 	<ul style="list-style-type: none"> ▶ Page 140 ▶ Pages 132–133 ▶ Pages 135–136 	

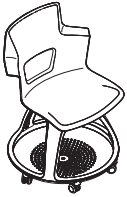
▶ Detailed dimensions, page 130



For Canadian Pricing
Multiply U.S. Price by the Canadian price factor.
▶ See page 1 for details.

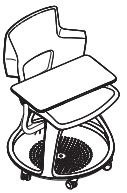
Specification Information

Style Number	U.S. Base Price
--------------	-----------------



Chair with Tripod Base

TS31207A	\$ 766
-----------------	--------



Chair with Tripod Base and Personal Worksurface

TS31208A	\$1105
-----------------	--------

► Detailed dimensions, page 130



For Canadian Pricing

Multiply U.S. Price by the Canadian price factor.

► See page 1 for details.

Shortcut

Cushion



Tip: Cushion can be optioned on when ordering any Shortcut chair or stool, or installed after purchase when ordered separately.

Standard Includes		Required to Specify
<ul style="list-style-type: none"> ▶ Need help? Product details, page 120 	<ul style="list-style-type: none"> • Cushion: fabric price group 1 • Shipped ready to assemble • Meets Cal. 117 requirements 	<ul style="list-style-type: none"> 1 Style number 2 Fabric color number for cushion 3 Options, if selected (see below) ▶ See <i>Surface Materials</i>, page 520.

Surface Materials	Options	U.S. Price	Required to Specify
	Upholstery		
	• Fabric price group 1	No cost	Specify fabric color number.
	• Fabric price group 2	+\$ 17	Specify fabric color number.
	• Fabric price group 3	+\$ 40	Specify fabric color number.
	• Fabric price group 4	+\$ 57	Specify fabric color number.
	• Fabric price group 5	+\$ 68	Specify fabric color number.
	• Fabric price group 6	+\$ 83	Specify fabric color number.
	• Fabric price group 7	+\$101	Specify fabric color number.
	• Fabric price group 8	+\$122	Specify fabric color number.
	• Fabric price group 9	+\$152	Specify fabric color number.
	• Fabric price group 10	+\$175	Specify fabric color number.
	• Steelcase leather	+\$147	Specify leather color number.
	• Select Surfaces leather price group 1	+\$147	▶ See <i>Surface Materials Reference Manual</i> .
	• Elmosoft leather	+\$173	Specify Elmosoft color number.
	• Select Surfaces leather price group 2	+\$173	▶ See <i>Surface Materials Reference Manual</i> .
	• Customer's Own Material (COM)	+\$ 60	▶ See <i>Surface Materials Reference Manual</i> .
	• Customer's Own Leather (COL)	+\$ 60	▶ See <i>Surface Materials Reference Manual</i> .

Specification Information	
Style Number	U.S. Base Price
TS31203	\$229

▶ Detailed dimensions, page 130



For Canadian Pricing

Multiply U.S. Price by the Canadian price factor.

▶ See page 1 for details.

Campfire

Statement of Line 142

Product Details

Thought Starters	145
Big Lounge, Half Lounge, Corner Lounge, Ottoman, and Wedge	148
Big Table	152
Mobile Storage Cabinet	154
Paper Table and Personal Table	155
Slim Table	156
Footrest	158

Lounge

Lounges	159
Ganging Brackets	173
Ottoman	174
Wedge	175

Big Tables

Big Tables	176
Big Tables with Trough	177
Big Tables with Grommets	178
Big Tables—Half Depth	179
Table Accessories	180
Mobile Storage Cabinets	181

Occasional Tables

Paper Table and Accessories	182
Personal Table	184
Slim Table	185

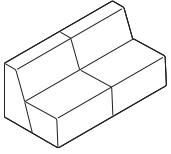
Accessories 187

Footrest	187
Vertical Cord Cover	187
Receptacles	188

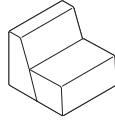
Surface Materials 190

Statement of Line

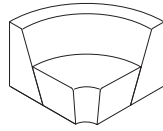
Lounge



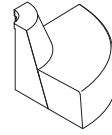
Big Lounge
Understanding
▶ Page 148
Specifying
▶ Pages 159–161



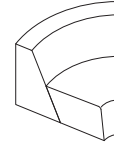
Half Lounge
Understanding
▶ Page 148
Specifying
▶ Pages 162–164



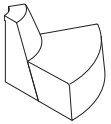
90° Inside Corner Lounge
Understanding
▶ Page 148
Specifying
▶ Pages 166–168



90° Outside Corner Lounge
Understanding
▶ Page 148
Specifying
▶ Pages 166–168



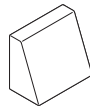
60° Inside Corner Lounge
Understanding
▶ Page 148
Specifying
▶ Pages 170–172



60° Outside Corner Lounge
Understanding
▶ Page 148
Specifying
▶ Pages 170–172

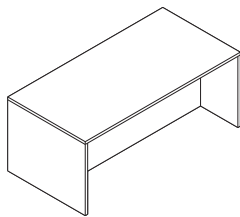


Ottoman
Understanding
▶ Page 148
Specifying
▶ Page 174

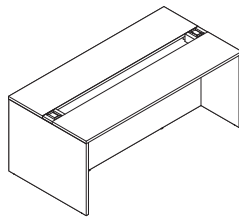
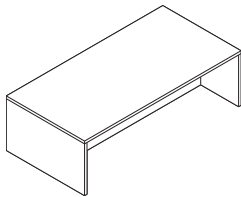


Wedge
Understanding
▶ Page 148
Specifying
▶ Page 175

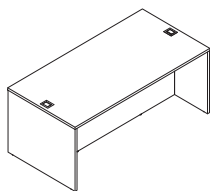
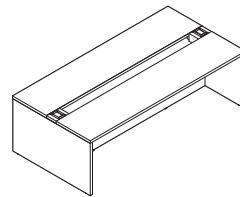
Big Tables



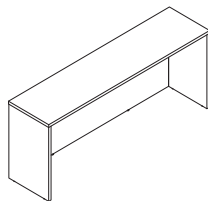
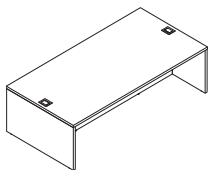
Big Tables
Understanding
▶ Page 152
Specifying
▶ Page 176



Big Tables with Trough
Understanding
▶ Page 152
Specifying
▶ Page 177



Big Tables with Grommets
Understanding
▶ Page 152
Specifying
▶ Page 178



Big Tables—Half Depth
Understanding
▶ Page 152
Specifying
▶ Page 179

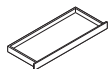
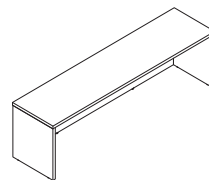
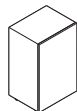


Table Drawer
Understanding
▶ Page 152
Specifying
▶ Page 180



Center Rail
Understanding
▶ Page 152
Specifying
▶ Page 180



Mobile Storage Cabinets
Understanding
▶ Page 154
Specifying
▶ Page 181

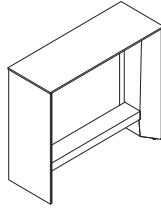
Occasional Tables



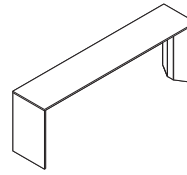
Paper Table
Understanding
▶ Page 155
Specifying
▶ Page 182



Personal Table
Understanding
▶ Page 155
Specifying
▶ Page 184



**Standing Height
Slim Table**
Understanding
▶ Page 156
Specifying
▶ Page 185



Slim Table
Understanding
▶ Page 156
Specifying
▶ Page 186

Accessories

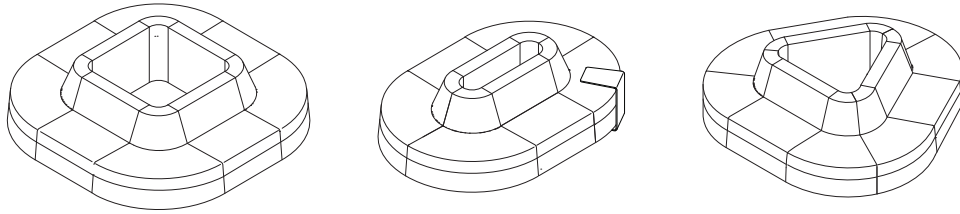


Footrest
Understanding
▶ Page 158
Specifying
▶ Page 187



Accessories
Understanding
▶ Page 153
Specifying
▶ Pages 187–188

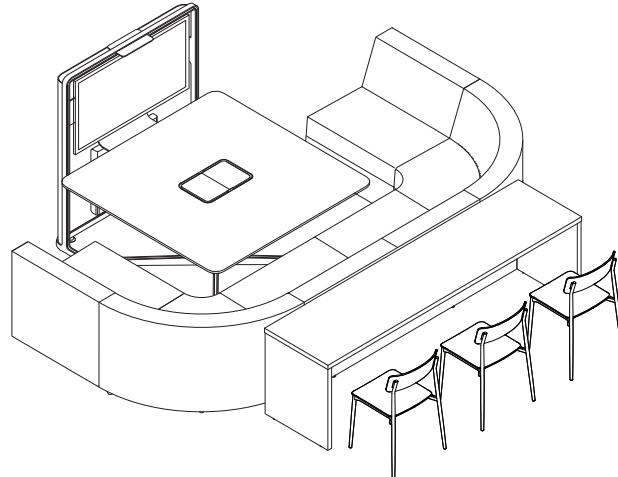
Islands



Quantity	Style Number	Description	Page for Ordering
Square Island			
4	TS3HLW	Campfire Half Lounge—Waterfall	▶ page 164
4	TS3CROUT90W	Campfire 90° Corner Lounges—Waterfall	▶ page 168
Oval Island			
2	TS3HLW	Campfire Half Lounge—Waterfall	▶ page 164
4	TS3CROUT90W	Campfire 90° Corner Lounges—Waterfall	▶ page 168
1	TS4TWP	Personal Table	▶ page 160
Triangle Island			
3	TS3HLW	Campfire Half Lounge—Waterfall	▶ page 164
6	TS3CROUT60W	Campfire 60° Corner Lounges—Waterfall	▶ page 172

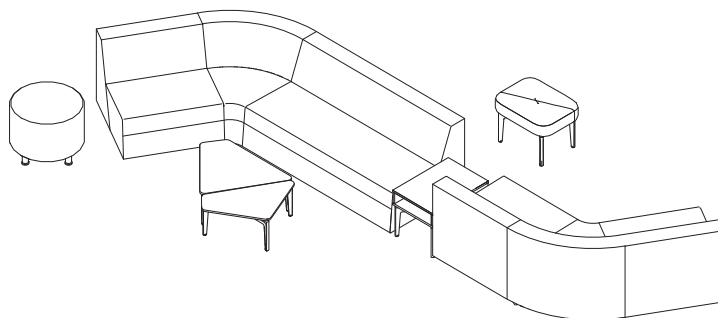
Tip: Island configurations create an open space in the middle due to the rounded backs of the corner lounges.

Collaborative Sharing



Quantity	Style Number	Description	Page for Ordering
1	TS3BCS	Campfire Big Lounge—Seam	▶ page 160
2	TS3HLS	Campfire Half Lounge—Seam	▶ page 163
2	TS3CRIN90S	Campfire 90° Corner Lounges—Seam	▶ page 166
1	TS4TLH28	Campfire Big Table—Half Depth	▶ page 179
3	TS30704	Scoop Side Chair	▶ See <i>Seating Specification Guide</i> .
1	MT03DS6060T	media:scape Square Desk-Height Table	▶ See <i>Conference and Collaborative Tables Specification Guide</i> .

Serpentine



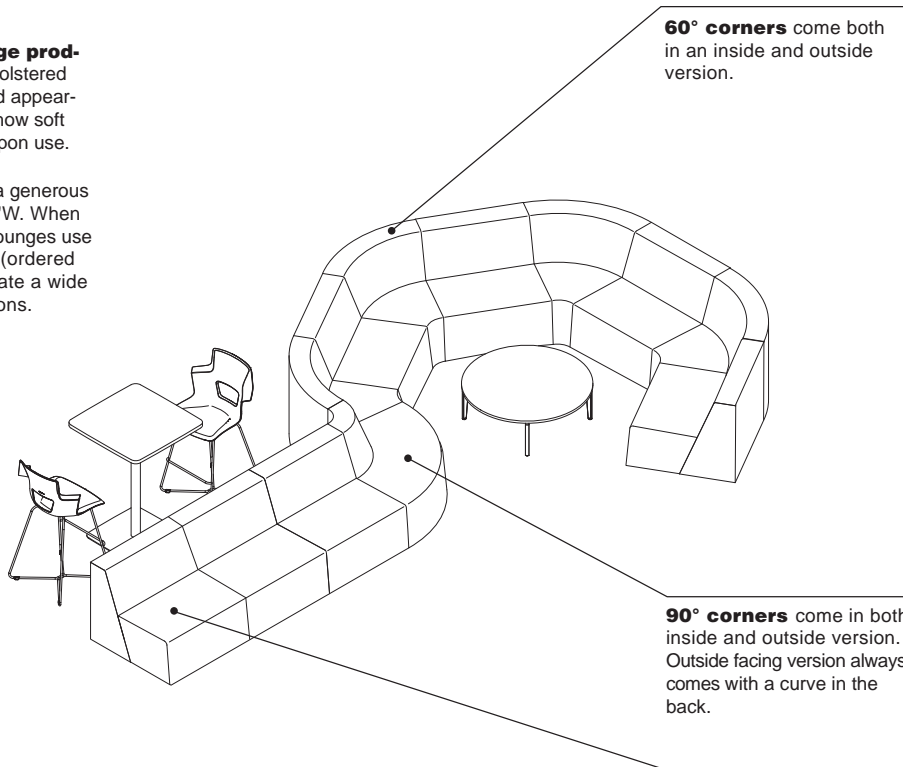
Quantity	Style Number	Description	Page for Ordering
1	TS3BCW	Campfire Big Lounge—Waterfall	▶ page 161
3	TS3HLW	Campfire Half Lounge—Waterfall	▶ page 164
2	TS3CRIN60W	Campfire 60° Corner Lounges—Waterfall	▶ page 173
1	TSBLNT3LEGS	Bassline Small Asymmetrical Table	▶ See <i>Conference and Collaborative Tables Specification Guide</i> .
1	TSBLNT3LEGM	Bassline Medium Asymmetrical Table	▶ See <i>Conference and Collaborative Tables Specification Guide</i> .
1	TSBLNTBX	Bassline 30"D x 18"H Box Top Table	▶ See <i>Conference and Collaborative Tables Specification Guide</i> .
1	TSBLNS1	Bassline One Seat Bench	▶ See <i>Conference and Collaborative Tables Specification Guide</i> .
1	TS34401	Alight round	▶ page 115

Big Lounge, Half Lounge, Corner Lounge, Ottoman, and Wedge

Big Lounge, Half Lounge, and Corner Lounges come standard armless with black plastic feet. Available options include single, multiple, or waterfall upholstery.
 ▶ Specifying, pages 159–174

Campfire Lounge products are fully upholstered and have a relaxed appearance. They may show soft comfort wrinkles upon use.

Half Lounge is a generous seat for one at 33"W. When paired with other lounges use ganging brackets (ordered separately) to create a wide range of applications.



60° corners come both in an inside and outside version.

90° corners come in both inside and outside version. Outside facing version always comes with a curve in the back.

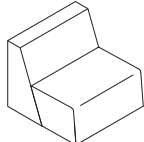
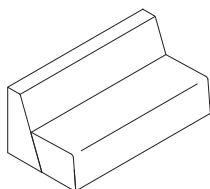
Big Lounge is 66"W and provides a comfortable seat for two. Pair with other lounges using ganging brackets (ordered separately) to create a wide range of applications.

Actual Dimensions

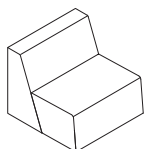
	Big Lounge	Half Lounge	90° Inside Corner Lounge	90° Outside Corner Lounge	60° Inside Corner Lounge	60° Outside Corner Lounge	Ottoman	Wedge
Depth	32"	32"	32"	32"	32"	32"		17 ⁷ / ₈ "
Width	66"	33"	54 ¹ / ₂ "	55 ¹ / ₄ "	38 ¹ / ₂ "	39 ¹ / ₄ "	24"	33"
Height	29"	29"	29"	29"	29"	29"	16**	29"
Seat Depth	22"	22"	22"	22"	22"	22"		
Floor to Seat Height	16"	16"	16"	16"	16"	16"		

*Tip: Specify Ottoman with low profile glides to achieve 16"H.

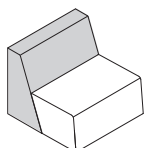
Product Details



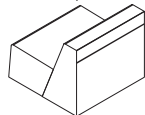
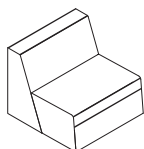
Straight seating available in Big Lounge or Half Lounge.



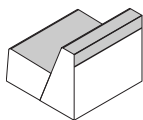
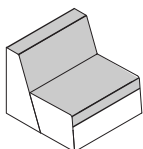
Big and Half Lounges with seams are available as standard styles. (TS3BCS and TS3HLS) Seams come standard on 90° and 60° Corner Lounges. Order Half and Big Lounges with seams when specifying with the corner lounges for a cohesive design aesthetic.



Styles with the "S" suffix, noting they have a seam, can also be ordered in multiple fabric combinations.

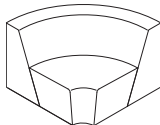
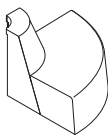


Waterfall option on lounges features upholstery that wraps around the top of the back and cascades over the front edge of the seat.

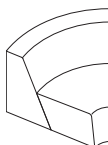
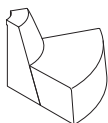


Styles with the "W" suffix, noting they have waterfall upholstery, can also be ordered in a multiple fabric combinations.

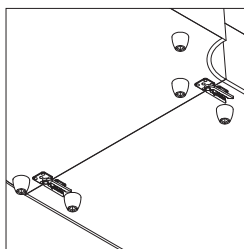
On waterfall lounges with multiple fabrics, only one thread color is used. The thread color that coordinates with the waterfall upholstery will be used on the entire unit.



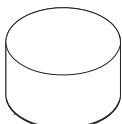
90° Lounges are available outside or inside facing.



60° Lounges are available outside or inside facing.



Corner Lounges connected to other lounges require the ganging brackets (TS3GANGING) ordered separately.

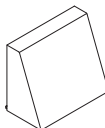


Ottoman ships fully assembled.

Ottoman is the same as Aight Round Ottoman. The Aight Round Ottoman with the low-profile glide option decreases the seat height from 19" down to 16". It is often shown with Campfire and referred to as Campfire Ottoman. It is being included in the Campfire lounge specifying section for easy reference.

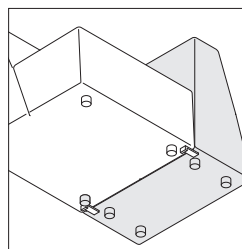
► Specifying, page 174

Ottoman supports up to 225 pounds.

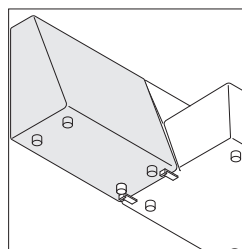


Wedge comes standard with black plastic feet and stability brackets. Independent Wedges and Half Lounges may be positioned into any configuration without moving or removing the stability brackets.

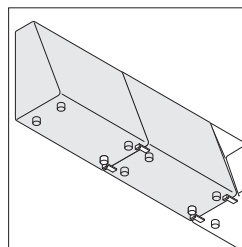
► Specifying, page 175



Wedges connected to the side of a Half Lounge would use the stability brackets facing towards the back as they come standard.



Wedges connected to the back of a Half Lounge or in-line with another Wedge would require moving the stability brackets to the side.

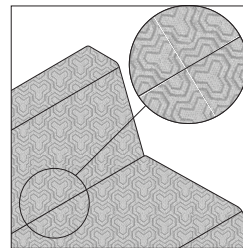


No more than two Wedges can be attached to a single lounge. Wedges can be freestanding, either alone or next to the Big Lounges or Half Lounges.

Surface Materials

Big Lounge, Half Lounge, and Wedge

- Fabric price groups 1-10
- COM

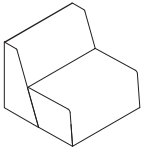


Solid, non-repeat fabrics are recommended for Campfire Lounge settings. Steelcase will not pattern match fabrics which have a distinct repeating pattern. It is recommended to use one of the standard fabrics or patterned COM.

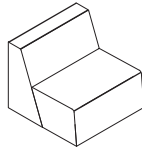
Comfort wrinkles are intended to occur over the time to increase the comfort of Campfire Lounge. Very little maintenance is required to reduce the definition: smooth the cushion fabric with a spreading/wiping motion.

Surface Materials, continued

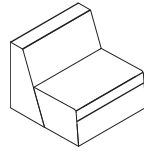
Big Lounges and Half Lounges



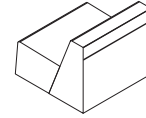
No Seam



Seam



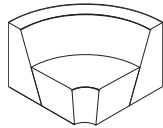
Waterfall (front)



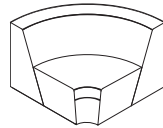
Waterfall (back)

Corner Lounges

NOT AVAILABLE



Seam



Waterfall (front)



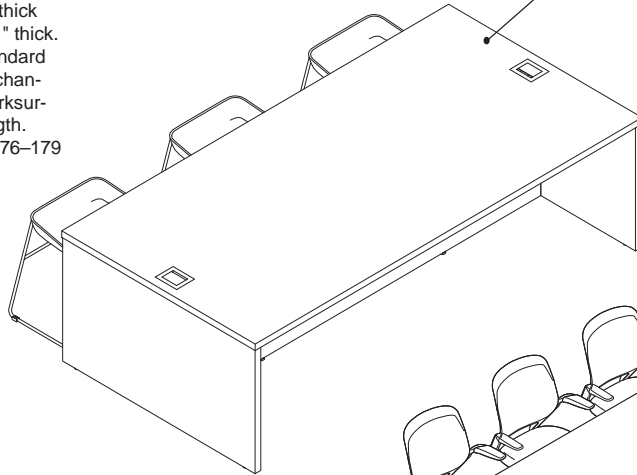
Waterfall (back)



Big Table

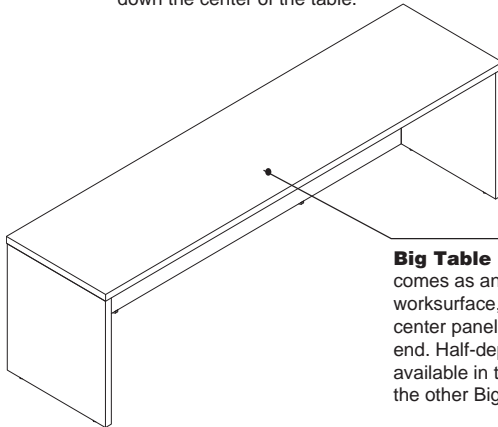
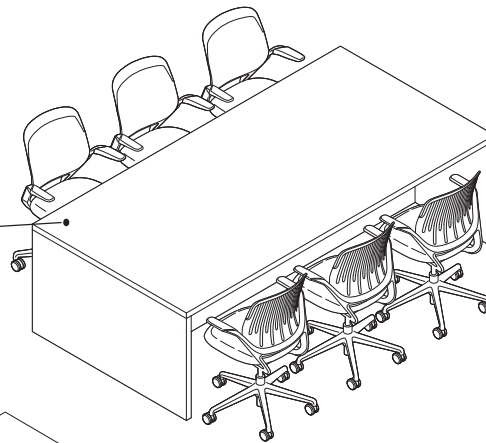
Big Tables are offered in Low-Pressure Laminate, High-Pressure Laminate, and veneer. Table tops and end panels are 1 3/8" thick and center panel is 1" thick. Table top comes standard with two reinforcing channels built into the worksurface for added strength.

► Specifying, pages 176–179



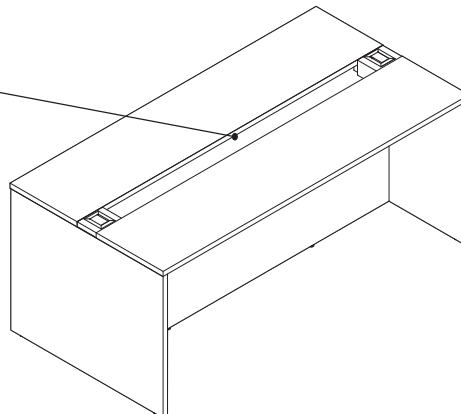
Big Tables are available at seating height of 28" high or standing height of 40" high.

Big Tables are available with an uninterrupted worksurface, uninterrupted worksurface with pop-up power, or Big Tables can be specified with a split worksurface top with a trough that runs down the center of the table.

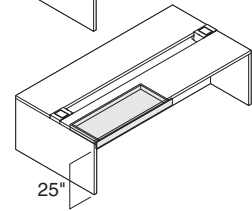
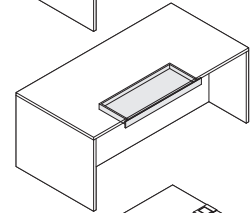
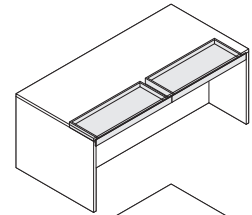


Big Table Half Depth comes as an uninterrupted worksurface, where the center panel is moved to the end. Half-depth tables are available in two heights like the other Big Tables.

Big Table Trough has a 10" depth, with a 6" open inside the split worksurface and 2" open each side underneath the Big Table worksurface.

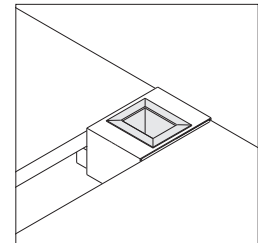


Product Details



25"

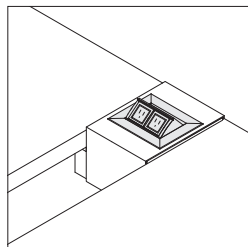
Low-Pressure Laminate Table Drawer is 3"D x 48"W, can be placed in three locations on either side of the Big Table and Big Table with Trough. Trough must be ordered separately. *Tip: When used on a 28"H Big Table knee clearance will be reduced by 3".*



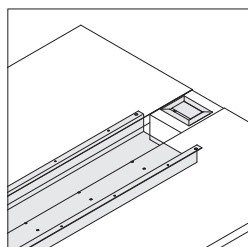
Flip grommets come standard on each end of Big Table with Trough when power is not optioned.

Actual Dimensions

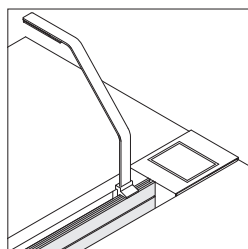
Depth	24" or 48"
Width	96"
Height	28" or 40"



Two Receptacles for power (TS4TPWR) are available in place of the standard grommet on each end.

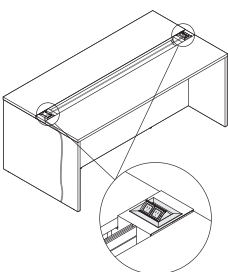


Big Table trough is a painted platinum open steel technology tray that allows for cable management. Either end of the trough comes standard with grommet that has a flip-top panel for access to route cables. Trough comes standard on split worksurface.

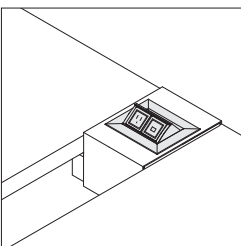


Optional anodized aluminum table Center Rail installs in the table trough and allows for SOTO rail accessories. Can be ordered separately.

Wiring and Cabling

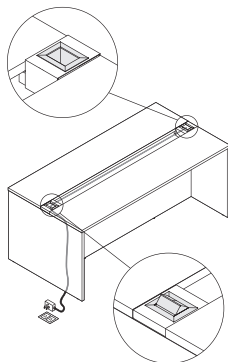


Dual power, data, and USB solutions are available as a standard option or field installed. 15-amp, one-circuit power solution with a 10' cord is standard. TS4TPWR, TS4TPWRD, and TS4TPWRUSB require one building outlet and provide four user outlets. When ordering data TS4TPWRD, user will get one outlet and one data opening on each end.



One receptacle and one data (TS4TPWRD) are available in place of the standard grommet on each end.
Tip: Includes open data port. Communication voice/data jacks are customer provided.

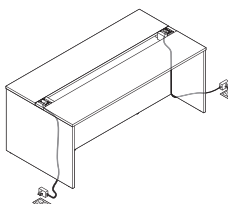
One receptacle and one USB A+C 20W (TS4TPWRUSB) are available in place of the standard grommet on each end.



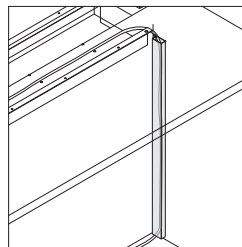
Single power, data, and USB solutions are also available for field installation. They replace one of the standard grommets. 15-amp, one-Circuit power solution with a 10' cord is standard. TS4TPWR1 and TS4TPWRD1 provide a lower cost solution that requires one building outlet and provides two user outlets. When ordering data TS4TPWRD1, user will get one outlet and one data opening.

Two receptacle (TS4TPWR1) replaces one of the standard grommets.

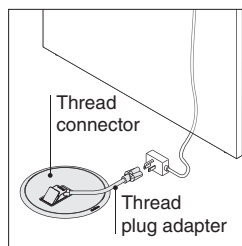
One receptacle/one data (TS4TPWRD1) replaces one of the standard grommets.



When using two single power, data, and USB solutions, a second building outlet is required.



Vertical Cord Covers (TS4TVWM28 and TS4TVWM40) come in two heights, 28"H and 40"H. Vertical Cord Covers are used to route electrical cords vertically on Big Table with Trough.



Thread Power Application
When using Thread power solutions in conjunction with Big Table power, please specify the following Thread power options to create a connection for Big Table power options to Thread power system:

- **Thread connector (PFLCNCTR)** Please note there are one-door and two-door options available.
 - **Thread plug adapter (PFLADPTR)** Thread plug adapter is needed to connect Big Table power plug to Thread power system.
- ▶ See *Architectural Solutions Specification Guide*.

Surface Materials

Big Table and Table Drawer

- Low-Pressure Laminate

Big Table Trough

- 4799 Platinum Metallic

Electrical/communication components

- Paint

Vertical wire management

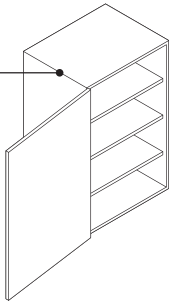
- Black plastic

Mobile Storage Cabinet

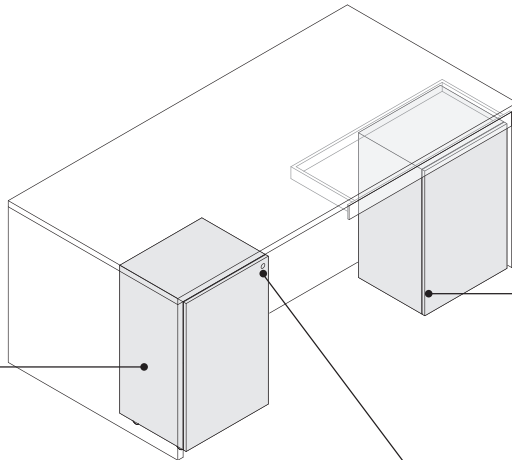
Mobile Storage Cabinets

are offered as left-hand or right-hand units in Low-Pressure Laminate with two adjustable shelves.

► Specifying, page 181



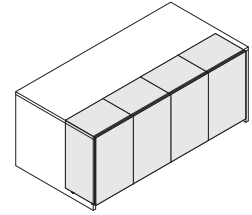
Storage Cabinets can be used with 40"H Big Tables and Big Tables with Trough or as freestanding storage units.



Mobile Storage Cabinets ship standard with casters. When Mobile Storage Cabinets are intended to be used underneath a Table Drawer, the glide option will need to be selected to provide enough clearance underneath the drawer.

Storage Cabinets have an optional front-removable lock.

Product Details



Up to four Mobile Storage Cabinets can fit up to four per side underneath a Big Table.

Cabinet Stop Brackets are available through Service Parts (TS4C025SR) to assure that the cabinets are aligned with the Big Table edge.

Surface Materials

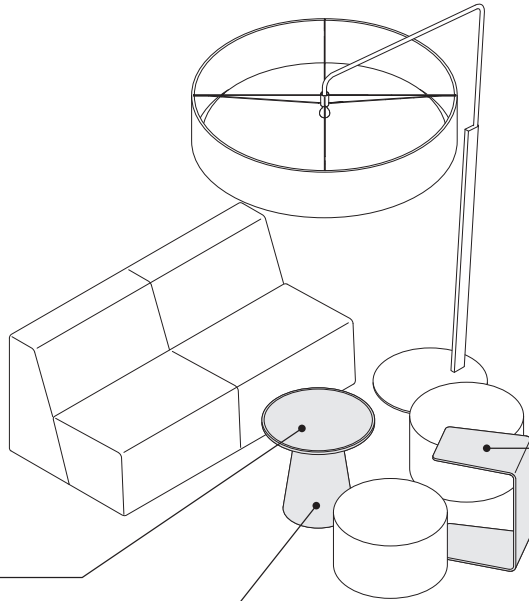
- **Mobile Storage Cabinets**
- Low-Pressure Laminate

Actual Dimensions

Depth	18½"
Width	23"
Height (with casters)	38"
Height (with glides)	35"

Paper Table and Personal Table

Paper Table and Personal Table

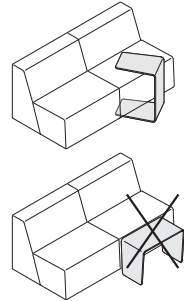


- Paper Table** has three top configurations:
- Paper (installed over steel table top tray)
 - Glass (installed over steel table top tray)
 - Steel table top tray
 - ▶ Specifying, page 182

Paper Table is constructed with laminate base, plastic rotating table top, and steel table top tray.

Personal Table is made from bent poplar wood with a natural edge finish. It nests underneath Campfire Lounges and can be used for a writing surface or laptop.
Tip: The Personal Table is not intended to be sat or stood on.
 ▶ Specifying, page 184

Product Details



Personal Table is designed to be used in the vertical position only.

Surface Materials

- Paper Table base**
- High-Pressure Laminate
- Paper Table rotating table top**
- Plastic: arctic white
- Paper Table top tray**
- Steel: arctic white paint
- Personal Table**
- High-Pressure Laminate:
 - 2535 Virginia Walnut
 - 2730 Arctic White
 - 2HAT Acacia
 - Open Line laminate

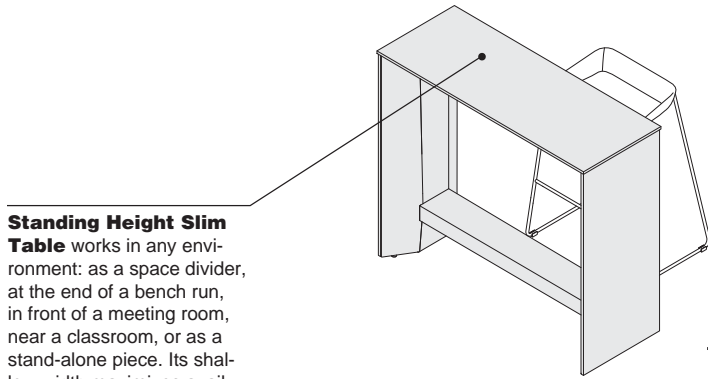
Actual Dimensions

	Personal Table	Paper Table
Depth	19½"	25"
Width	14"	25"
Height	26"	22½"

Slim Table

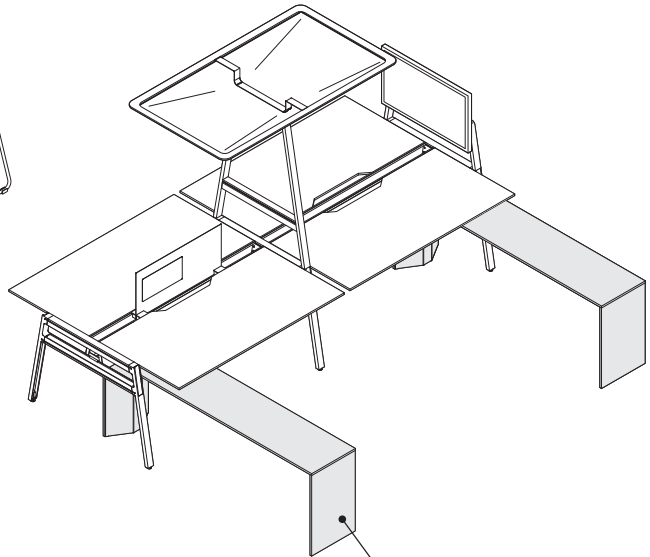
Slim Table serves as a functional anchor at a lounge setting, providing space definition, surface for piling, and distributing power for technology.

► Specifying, page 186

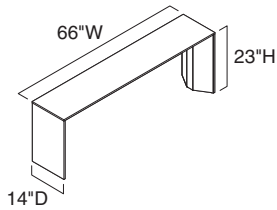
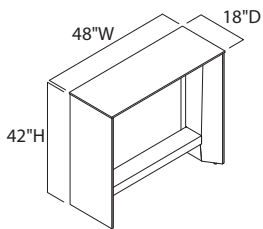


Standing Height Slim Table works in any environment: as a space divider, at the end of a bench run, in front of a meeting room, near a classroom, or as a stand-alone piece. Its shallow width maximizes available real estate.

Standing Height Slim Table is constructed of a painted steel frame with 1/2" top and side panels in Low-Pressure Laminate (LPL), High-Pressure Laminate (HPL), or veneer.



Slim Table is constructed of a painted steel frame with 1/2" top and side panels in Low-Pressure Laminate (LPL), High-Pressure Laminate (HPL), or select veneers.

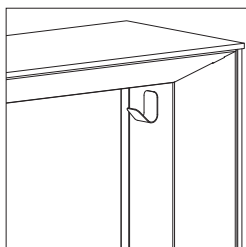


Actual Dimensions

	Standing Height Slim Table	Slim Table
Depth	18"	14"
Width	48" or 60"	66"
Height	42"	23"
Weight	109 lbs. or 121 lbs.	43½ lbs.

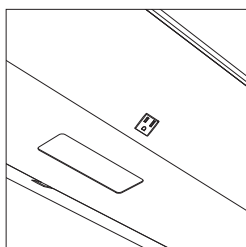
Product Details

Standing Height Slim Table serves as a short-term workstation and supports a breadth of applications.



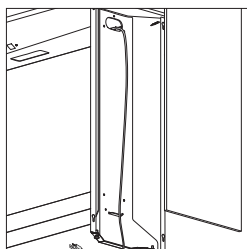
Standing Height Slim Table has built-in power on each side that keeps devices charged, and bag hooks provide a space for personal belongings.

The integrated footshelf facilitates a shift in weight for comfort and well-being, and can be specified with contrasting paint.

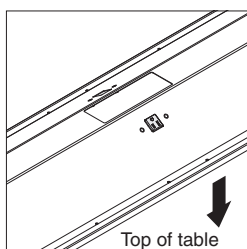


Standing Height Slim Table comes equipped with two receptacles in the middle of each side of the table, with various configurations available:

- Standard: two simplex receptacles
- Power + USB A+C 20W: one simplex receptacle and one simplex receptacle with USB A+C 20W ports
- Power + USB-C: one simplex receptacle and one simplex receptacle with one USB C port

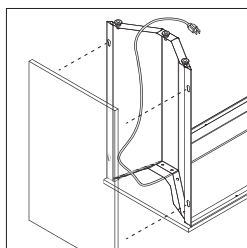


The power cord is 10" long and has 4½" of length from the bottom of the Slim Table to reach a power outlet.

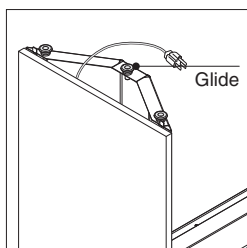


The Slim Table's 66" width fits perfectly behind a Big Lounge or two Half Lounges.

Slim Table comes equipped standard with two platinum simplex 15-amp power receptacles in the middle of each side of the table.



The power cord has 78" (6½ feet) of length from the bottom of the Slim Table to reach a power outlet.



Glides are self leveling, three on either side of the Slim Table and are not adjustable.

Surface Materials

Slim Table

- Low-Pressure Laminate
- High-Pressure Laminate
- Veneer

Slim Table

- Paint

Standing Height Slim Table footshelf

- Paint

Footrest band

- 6009 Arctic White
- 6333 Picasso
- 6335 Wasabi
- 6338 Chili
- 6527 Merle

High-Pressure Laminate edge


- Plastic

Weight Capacities

Standing Height Slim Table: 240 pounds

Slim Table: 240 pounds

Footrest



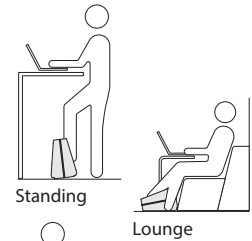
Product Details

16¹/₄"D 16⁵/₈"H
11"W



Footrest supports feet and legs and is designed to be used in multiple orientations to encourage active movement when in a lounge posture.
 ▶ Specifying, page 187

Footrest is grey expanded polypropylene with a plastic band available in five finishes.



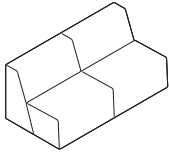
Footrest can be used when in a lounge posture, seated, or standing height. It can also be used as a guest chair.

Surface Materials

Footrest band

- 6009 Arctic White
- 6333 Picasso
- 6335 Wasabi
- 6338 Chili
- 6527 Merle

Big Lounge



Tip: Campfire Lounges can be ordered as a single or multi-fabric upholstery.

Tip: When specifying multiple COM fabrics, indicate all surfaces where COM applies. Example: TS3BCM with Designtex 1234 on seat and Designtex 5678 on back.

Standard Includes		Required to Specify
<ul style="list-style-type: none"> ▶ Need help? Product details, page 148 	<ul style="list-style-type: none"> Fully upholstered armless lounge: fabric price group 1 Foot: black plastic Shipped fully assembled Meets Cal. 117 requirements 	<ul style="list-style-type: none"> 1 Style number 2 Fabric color number for upholstery 3 Options, if selected (see below) ▶ See <i>Surface Materials</i>, page 190.

Options	U.S. Price	Required to Specify
Surface Materials		
Single upholstery fabric		
• Fabric price group 1	No cost	Specify fabric color number.
• Fabric price group 2	+\$ 61	Specify fabric color number.
• Fabric price group 3	+\$ 241	Specify fabric color number.
• Fabric price group 4	+\$ 425	Specify fabric color number.
• Fabric price group 5	+\$ 763	Specify fabric color number.
• Fabric price group 6	+\$ 799	Specify fabric color number.
• Fabric price group 7	+\$ 919	Specify fabric color number.
• Fabric price group 8	+\$1308	Specify fabric color number.
• Fabric price group 9	+\$1600	Specify fabric color number.
• Fabric price group 10	+\$1674	Specify fabric color number.
• Vinyl	+\$ 61	Specify vinyl color number.
• Customer's Own Material (COM)	+\$ 60	▶ See <i>Surface Materials Reference Manual</i> .
Multiple upholstery fabric		
• Different fabric on seat and back	+\$ 98	Add suffix M to Big Lounge chair style number and select fabric color number for: 1 Seat, 2 Back

① Fabric on seat		
• Fabric price group 1	No cost	Specify fabric color number.
• Fabric price group 2	+\$ 25	Specify fabric color number.
• Fabric price group 3	+\$ 104	Specify fabric color number.
• Fabric price group 4	+\$ 183	Specify fabric color number.
• Fabric price group 5	+\$ 330	Specify fabric color number.
• Fabric price group 6	+\$ 342	Specify fabric color number.
• Fabric price group 7	+\$ 392	Specify fabric color number.
• Fabric price group 8	+\$ 559	Specify fabric color number.
• Fabric price group 9	+\$ 685	Specify fabric color number.
• Fabric price group 10	+\$ 720	Specify fabric color number.
• Vinyl	+\$ 25	Specify vinyl color number.
• Customer's Own Material (COM)	+\$ 30	▶ See <i>Surface Materials Reference Manual</i> .
② Fabric on back		
• Fabric price group 1	No cost	Specify fabric color number.
• Fabric price group 2	+\$ 40	Specify fabric color number.
• Fabric price group 3	+\$ 165	Specify fabric color number.
• Fabric price group 4	+\$ 300	Specify fabric color number.
• Fabric price group 5	+\$ 541	Specify fabric color number.
• Fabric price group 6	+\$ 565	Specify fabric color number.
• Fabric price group 7	+\$ 652	Specify fabric color number.
• Fabric price group 8	+\$ 933	Specify fabric color number.
• Fabric price group 9	+\$1139	Specify fabric color number.
• Fabric price group 10	+\$1192	Specify fabric color number.
• Vinyl	+\$ 40	Specify vinyl color number.
• Customer's Own Material (COM)	+\$ 30	▶ See <i>Surface Materials Reference Manual</i> .

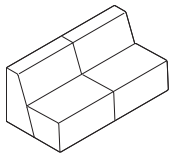
Related Products • Ottoman ▶ Page 174

Specification Information				
Dimensions			Style	U.S.
D	W	H	Number	Base Price
32"	66"	29"	TS3BC	\$4300

 **For Canadian Pricing**
Multiply U.S. Price by the Canadian price factor.
▶ See page 1 for details.

Lounges, continued

Big Lounge—Seam



Tip: Seams are located at the top of the back and the front edge of the seat to match seams on Corner Lounges. Corner Lounges come standard with seams. Specify Big and Half Lounges with seams when creating an application with Corner Lounges to create a cohesive design aesthetic.

Tip: Campfire Lounges with seams can be ordered as a single or multi-fabric upholstery.

Tip: When specifying multiple COM fabrics, indicate all surfaces where COM applies. Example: TS3BCM with Designtex 1234 on seat and Designtex 5678 on back.

Tip: Order ganging brackets TS4GANGING to gang units together for more stable applications.

Standard Includes	Required to Specify
-------------------	---------------------

- | | | |
|--|---|---|
| <ul style="list-style-type: none"> ▶ Need help? Product details, page 148 | <ul style="list-style-type: none"> Fully upholstered armless lounge: fabric price group 1 Foot: black plastic Shipped fully assembled Meets Cal. 117 requirements | <ul style="list-style-type: none"> 1 Style number 2 Fabric color number for upholstery 3 Options, if selected (see below) ▶ See <i>Surface Materials</i>, page 190. |
|--|---|---|

Options	U.S. Price	Required to Specify
---------	------------	---------------------

Surface Materials	Single upholstery fabric	U.S. Price	Required to Specify
	<ul style="list-style-type: none"> Fabric price group 1 Fabric price group 2 Fabric price group 3 Fabric price group 4 Fabric price group 5 Fabric price group 6 Fabric price group 7 Fabric price group 8 Fabric price group 9 Fabric price group 10 Vinyl Customer's Own Material (COM) 	<ul style="list-style-type: none"> No cost +\$ 61 +\$ 241 +\$ 425 +\$ 763 +\$ 799 +\$ 919 +\$1308 +\$1600 +\$1674 +\$ 61 +\$ 60 	<ul style="list-style-type: none"> Specify fabric color number. Specify fabric color number. Specify fabric color number. Specify fabric color number. Specify fabric color number. Specify fabric color number. Specify fabric color number. Specify fabric color number. Specify fabric color number. Specify fabric color number. Specify vinyl color number. ▶ See <i>Surface Materials Reference Manual</i>.

Options	U.S. Price	Required to Specify
<ul style="list-style-type: none"> Different fabric on seat and back 	<ul style="list-style-type: none"> +\$ 98 	<ul style="list-style-type: none"> Add suffix M to Big Lounge chair style number and select fabric color number for: 1 Seat, 2 Back

Options	U.S. Price	Required to Specify
<p>① Fabric on seat</p> <ul style="list-style-type: none"> Fabric price group 1 Fabric price group 2 Fabric price group 3 Fabric price group 4 Fabric price group 5 Fabric price group 6 Fabric price group 7 Fabric price group 8 Fabric price group 9 Fabric price group 10 Vinyl Customer's Own Material (COM) 	<ul style="list-style-type: none"> No cost +\$ 25 +\$ 104 +\$ 183 +\$ 330 +\$ 342 +\$ 392 +\$ 559 +\$ 685 +\$ 720 +\$ 25 +\$ 30 	<ul style="list-style-type: none"> Specify fabric color number. Specify fabric color number. Specify fabric color number. Specify fabric color number. Specify fabric color number. Specify fabric color number. Specify fabric color number. Specify fabric color number. Specify fabric color number. Specify fabric color number. Specify vinyl color number. ▶ See <i>Surface Materials Reference Manual</i>.

Options	U.S. Price	Required to Specify
<p>② Fabric on back</p> <ul style="list-style-type: none"> Fabric price group 1 Fabric price group 2 Fabric price group 3 Fabric price group 4 Fabric price group 5 Fabric price group 6 Fabric price group 7 Fabric price group 8 Fabric price group 9 Fabric price group 10 Vinyl Customer's Own Material (COM) 	<ul style="list-style-type: none"> No cost +\$ 40 +\$ 165 +\$ 300 +\$ 541 +\$ 565 +\$ 652 +\$ 933 +\$1139 +\$1192 +\$ 40 +\$ 30 	<ul style="list-style-type: none"> Specify fabric color number. Specify fabric color number. Specify fabric color number. Specify fabric color number. Specify fabric color number. Specify fabric color number. Specify fabric color number. Specify fabric color number. Specify fabric color number. Specify fabric color number. Specify vinyl color number. ▶ See <i>Surface Materials Reference Manual</i>.

Related Products	Options
	<ul style="list-style-type: none"> Ottoman

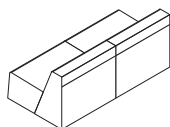
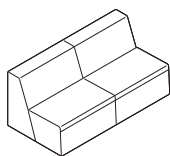
▶ Page 174

Specification Information

Dimensions	Style Number	U.S. Base Price
D W H		
32" 66" 29"	TS3BCS	\$4330

For Canadian Pricing
Multiply U.S. Price by the Canadian price factor.
▶ See page 1 for details.

Big Lounge—Waterfall



Tip: Waterfall seams are located at the top of the back, the front edge of the seat, 3½" below the front edge seam and 3½" below the top edge seam on the back of the lounge.

Tip: Campfire Lounges with waterfall upholstery can be ordered as a single or multi-fabric upholstery.

Tip: When specifying multiple COM fabrics, indicate all surfaces where COM applies. Example: TS3BCM with Designtex 1234 on seat and Designtex 5678 on back.

Tip: One thread color is used on waterfall lounges with multiple fabrics. The thread color used on the waterfall upholstery will be used on the entire unit.

Tip: Order ganging brackets TS4GANGING to gang units together for more stable applications.

Standard Includes	Required to Specify
-------------------	---------------------

- | | | |
|--|---|---|
| <ul style="list-style-type: none"> ▶ Need help? Product details, page 148 | <ul style="list-style-type: none"> Fully upholstered armless lounge: fabric price group 1 Foot: black plastic Shipped fully assembled Meets Cal. 117 requirements | <ul style="list-style-type: none"> 1 Style number 2 Fabric color number for upholstery 3 Options, if selected (see below) ▶ See <i>Surface Materials</i>, page 190. |
|--|---|---|

Surface Materials	Options	U.S. Price	Required to Specify
-------------------	---------	------------	---------------------

Surface Materials	Single upholstery fabric		Specify fabric color number. Specify fabric color number. Specify fabric color number. Specify fabric color number. Specify fabric color number. Specify fabric color number. Specify fabric color number. Specify fabric color number. Specify fabric color number. Specify vinyl color number. ▶ See <i>Surface Materials Reference Manual</i> .
	• Fabric price group 1	No cost	
	• Fabric price group 2	+\$ 61	
	• Fabric price group 3	+\$ 241	
	• Fabric price group 4	+\$ 425	
	• Fabric price group 5	+\$ 763	
	• Fabric price group 6	+\$ 799	
	• Fabric price group 7	+\$ 919	
	• Fabric price group 8	+\$1308	
	• Fabric price group 9	+\$1600	
	• Fabric price group 10	+\$1674	
• Vinyl	+\$ 61		
• Customer's Own Material (COM)	+\$ 60		

	Multiple upholstery fabric		Add suffix M to Big Lounge chair style number and select fabric color number for: 1 Seat, 2 Back
	• Different fabric on seat and back	+\$ 98	

	① Fabric on seat		Specify fabric color number. Specify fabric color number. Specify fabric color number. Specify fabric color number. Specify fabric color number. Specify fabric color number. Specify fabric color number. Specify fabric color number. Specify fabric color number. Specify fabric color number. Specify vinyl color number. ▶ See <i>Surface Materials Reference Manual</i> .
	• Fabric price group 1	No cost	
	• Fabric price group 2	+\$ 31	
	• Fabric price group 3	+\$ 129	
	• Fabric price group 4	+\$ 232	
	• Fabric price group 5	+\$ 418	
	• Fabric price group 6	+\$ 437	
	• Fabric price group 7	+\$ 503	
	• Fabric price group 8	+\$ 720	
	• Fabric price group 9	+\$ 879	
	• Fabric price group 10	+\$ 917	
	• Vinyl	+\$ 31	
	• Customer's Own Material (COM)	+\$ 30	

	② Fabric on back		Specify fabric color number. Specify fabric color number. Specify fabric color number. Specify fabric color number. Specify fabric color number. Specify fabric color number. Specify fabric color number. Specify fabric color number. Specify fabric color number. Specify fabric color number. Specify vinyl color number. ▶ See <i>Surface Materials Reference Manual</i> .
	• Fabric price group 1	No cost	
	• Fabric price group 2	+\$ 38	
	• Fabric price group 3	+\$ 157	
	• Fabric price group 4	+\$ 285	
	• Fabric price group 5	+\$ 514	
	• Fabric price group 6	+\$ 534	
	• Fabric price group 7	+\$ 615	
	• Fabric price group 8	+\$ 879	
	• Fabric price group 9	+\$1075	
	• Fabric price group 10	+\$1125	
	• Vinyl	+\$ 38	
	• Customer's Own Material (COM)	+\$ 30	

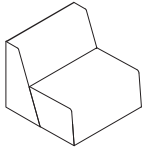
Related Products • Ottoman ▶ Page 174

Specification Information

• Dimensions			• Style	• U.S.
D	W	H	Number	Base Price
32"	66"	29"	TS3BCW	\$4375

For Canadian Pricing
 Multiply U.S. Price by the Canadian price factor.
 ▶ See page 1 for details.

Half Lounge



Standard Includes	Required to Specify
<ul style="list-style-type: none"> ▶ Need help? Product details, page 148 Fully upholstered armless lounge: fabric price group 1 Foot: black plastic Shipped fully assembled Meets Cal. 117 requirements 	<ul style="list-style-type: none"> 1 Style number 2 Fabric color number for upholstery 3 Options, if selected (see below) ▶ See <i>Surface Materials</i>, page 190.

Surface Materials	Options	U.S. Price	Required to Specify
	Single upholstery fabric		
	<ul style="list-style-type: none"> Fabric price group 1 Fabric price group 2 Fabric price group 3 Fabric price group 4 Fabric price group 5 Fabric price group 6 Fabric price group 7 Fabric price group 8 Fabric price group 9 Fabric price group 10 Vinyl Customer's Own Material (COM) 	<ul style="list-style-type: none"> No cost +\$ 31 +\$110 +\$228 +\$406 +\$437 +\$462 +\$663 +\$772 +\$816 +\$ 31 +\$ 60 	<ul style="list-style-type: none"> Specify fabric color number. Specify fabric color number. Specify fabric color number. Specify fabric color number. Specify fabric color number. Specify fabric color number. Specify fabric color number. Specify fabric color number. Specify fabric color number. Specify fabric color number. Specify vinyl color number. ▶ See <i>Surface Materials Reference Manual</i>.
	Multiple upholstery fabric		
	<ul style="list-style-type: none"> Different fabric on seat and back 	<ul style="list-style-type: none"> +\$ 98 	<ul style="list-style-type: none"> Add suffix M to Half Lounge chair style number and select fabric color number for: 1 Seat, 2 Back
	① Fabric on seat		
	<ul style="list-style-type: none"> Fabric price group 1 Fabric price group 2 Fabric price group 3 Fabric price group 4 Fabric price group 5 Fabric price group 6 Fabric price group 7 Fabric price group 8 Fabric price group 9 Fabric price group 10 Vinyl Customer's Own Material (COM) 	<ul style="list-style-type: none"> No cost +\$ 18 +\$ 40 +\$ 92 +\$139 +\$254 +\$275 +\$290 +\$406 +\$449 +\$ 18 +\$ 30 	<ul style="list-style-type: none"> Specify fabric color number. Specify fabric color number. Specify fabric color number. Specify fabric color number. Specify fabric color number. Specify fabric color number. Specify fabric color number. Specify fabric color number. Specify fabric color number. Specify fabric color number. Specify vinyl color number. ▶ See <i>Surface Materials Reference Manual</i>.
	② Fabric on back		
	<ul style="list-style-type: none"> Fabric price group 1 Fabric price group 2 Fabric price group 3 Fabric price group 4 Fabric price group 5 Fabric price group 6 Fabric price group 7 Fabric price group 8 Fabric price group 9 Fabric price group 10 Vinyl Customer's Own Material (COM) 	<ul style="list-style-type: none"> No cost +\$ 26 +\$ 84 +\$156 +\$275 +\$285 +\$302 +\$462 +\$498 +\$503 +\$ 26 +\$ 30 	<ul style="list-style-type: none"> Specify fabric color number. Specify fabric color number. Specify fabric color number. Specify fabric color number. Specify fabric color number. Specify fabric color number. Specify fabric color number. Specify fabric color number. Specify fabric color number. Specify fabric color number. Specify vinyl color number. ▶ See <i>Surface Materials Reference Manual</i>.

Tip: Campfire Lounges can be ordered as a single or multi-fabric upholstery.

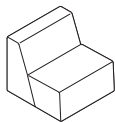
Tip: When specifying multiple COM fabrics, indicate all surfaces where COM applies. Example: TS3HLM with Designtex 1234 on seat and Designtex 5678 on back.

Specification Information

• Dimensions			• Style	• U.S.
D	W	H	Number	Base Price
32"	33"	29"	TS3HL	\$2514

For Canadian Pricing
Multiply U.S. Price by the Canadian price factor.
▶ See page 1 for details.

Half Lounge—Seam



Tip: Seams are located at the top of the back and the front edge of the seat to match seams on Corner Lounges. Corner Lounges come standard with seams. Specify Big and Half Lounges with seams when creating an application with Corner Lounges to create a cohesive design aesthetic.

Tip: Campfire Lounges with seams can be ordered as a single or multi-fabric upholstery.

Tip: When specifying multiple COM fabrics, indicate all surfaces where COM applies. Example: TS3HLM with Designtex 1234 on seat and Designtex 5678 on back.

Tip: Order ganging brackets TS4GANGING to gang units together for more stable applications.

Standard Includes	Required to Specify
<ul style="list-style-type: none"> ▶ Need help? Product details, page 148 Fully upholstered armless lounge: fabric price group 1 Foot: black plastic Shipped fully assembled Meets Cal. 117 requirements 	<ul style="list-style-type: none"> 1 Style number 2 Fabric color number for upholstery 3 Options, if selected (see below) ▶ See <i>Surface Materials</i>, page 190.

Surface Materials	Options	U.S. Price	Required to Specify
	Single upholstery fabric <ul style="list-style-type: none"> Fabric price group 1 Fabric price group 2 Fabric price group 3 Fabric price group 4 Fabric price group 5 Fabric price group 6 Fabric price group 7 Fabric price group 8 Fabric price group 9 Fabric price group 10 Vinyl Customer's Own Material (COM) 	<ul style="list-style-type: none"> No cost +\$ 31 +\$110 +\$228 +\$406 +\$437 +\$462 +\$663 +\$772 +\$816 +\$ 31 +\$ 60 	<ul style="list-style-type: none"> Specify fabric color number. Specify fabric color number. Specify fabric color number. Specify fabric color number. Specify fabric color number. Specify fabric color number. Specify fabric color number. Specify fabric color number. Specify fabric color number. Specify fabric color number. Specify vinyl color number. ▶ See <i>Surface Materials Reference Manual</i>.

	Multiple upholstery fabric <ul style="list-style-type: none"> Different fabric on seat and back 	<ul style="list-style-type: none"> +\$ 98 	<ul style="list-style-type: none"> Add suffix M to Half Lounge chair style number and select fabric color number for: 1 Seat, 2 Back
	① Fabric on seat <ul style="list-style-type: none"> Fabric price group 1 Fabric price group 2 Fabric price group 3 Fabric price group 4 Fabric price group 5 Fabric price group 6 Fabric price group 7 Fabric price group 8 Fabric price group 9 Fabric price group 10 Vinyl Customer's Own Material (COM) 	<ul style="list-style-type: none"> No cost +\$ 18 +\$ 40 +\$ 92 +\$139 +\$254 +\$275 +\$290 +\$406 +\$449 +\$ 18 +\$ 30 	<ul style="list-style-type: none"> Specify fabric color number. Specify fabric color number. Specify fabric color number. Specify fabric color number. Specify fabric color number. Specify fabric color number. Specify fabric color number. Specify fabric color number. Specify fabric color number. Specify fabric color number. Specify vinyl color number. ▶ See <i>Surface Materials Reference Manual</i>.
	② Fabric on back <ul style="list-style-type: none"> Fabric price group 1 Fabric price group 2 Fabric price group 3 Fabric price group 4 Fabric price group 5 Fabric price group 6 Fabric price group 7 Fabric price group 8 Fabric price group 9 Fabric price group 10 Vinyl Customer's Own Material (COM) 	<ul style="list-style-type: none"> No cost +\$ 26 +\$ 84 +\$156 +\$275 +\$285 +\$302 +\$462 +\$498 +\$503 +\$ 26 +\$ 30 	<ul style="list-style-type: none"> Specify fabric color number. Specify fabric color number. Specify fabric color number. Specify fabric color number. Specify fabric color number. Specify fabric color number. Specify fabric color number. Specify fabric color number. Specify fabric color number. Specify fabric color number. Specify vinyl color number. ▶ See <i>Surface Materials Reference Manual</i>.

Specification Information

Dimensions			Style Number	U.S. Base Price
D	W	H		
32"	33"	29"	TS3HLS	\$2544



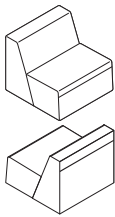
For Canadian Pricing

Multiply U.S. Price by the Canadian price factor.

▶ See page 1 for details.

Lounges, continued

Half Lounge—Waterfall



Tip: Waterfall seams are located at the top of the back, the front edge of the seat, 3½" below the front edge seam and 3½" below the top edge seam on the back of the lounge.

Tip: Campfire Lounges with waterfall upholstery can be ordered as a single or multi-fabric upholstery.

Tip: When specifying multiple COM fabrics, indicate all surfaces where COM applies. Example: TS3HLM with Designtex 1234 on seat and Designtex 5678 on back.

Tip: One thread color is used on waterfall lounges with multiple fabrics. The thread color used on the waterfall upholstery will be used on the entire unit.

Tip: Order ganging brackets TS4GANGING to gang units together for more stable applications.

Standard Includes	Required to Specify
<ul style="list-style-type: none"> ▶ Need help? Product details, page 148 Fully upholstered armless lounge: fabric price group 1 Foot: black plastic Shipped fully assembled Meets Cal. 117 requirements 	<ul style="list-style-type: none"> 1 Style number 2 Fabric color number for upholstery 3 Options, if selected (see below) ▶ See <i>Surface Materials</i>, page 190.

Surface Materials	Options	U.S. Price	Required to Specify
	Single upholstery fabric		
	• Fabric price group 1	No cost	Specify fabric color number.
	• Fabric price group 2	+\$ 31	Specify fabric color number.
	• Fabric price group 3	+\$110	Specify fabric color number.
	• Fabric price group 4	+\$228	Specify fabric color number.
	• Fabric price group 5	+\$406	Specify fabric color number.
	• Fabric price group 6	+\$437	Specify fabric color number.
	• Fabric price group 7	+\$462	Specify fabric color number.
	• Fabric price group 8	+\$663	Specify fabric color number.
	• Fabric price group 9	+\$772	Specify fabric color number.
	• Fabric price group 10	+\$816	Specify fabric color number.
	• Vinyl	+\$ 31	Specify vinyl color number.
	• Customer's Own Material (COM)	+\$ 60	▶ See <i>Surface Materials Reference Manual</i> .
	Multiple upholstery fabric		
	• Different fabric on seat and back	+\$ 98	Add suffix M to Half Lounge chair style number and select fabric color number for: 1 Seat, 2 Back
	① Fabric on seat		
	• Fabric price group 1	No cost	Specify fabric color number.
	• Fabric price group 2	+\$ 23	Specify fabric color number.
	• Fabric price group 3	+\$ 61	Specify fabric color number.
	• Fabric price group 4	+\$120	Specify fabric color number.
	• Fabric price group 5	+\$198	Specify fabric color number.
	• Fabric price group 6	+\$258	Specify fabric color number.
	• Fabric price group 7	+\$279	Specify fabric color number.
	• Fabric price group 8	+\$363	Specify fabric color number.
	• Fabric price group 9	+\$435	Specify fabric color number.
	• Fabric price group 10	+\$461	Specify fabric color number.
	• Vinyl	+\$ 23	Specify vinyl color number.
	• Customer's Own Material (COM)	+\$ 30	▶ See <i>Surface Materials Reference Manual</i> .
	② Fabric on back		
	• Fabric price group 1	No cost	Specify fabric color number.
	• Fabric price group 2	+\$ 26	Specify fabric color number.
	• Fabric price group 3	+\$ 75	Specify fabric color number.
	• Fabric price group 4	+\$147	Specify fabric color number.
	• Fabric price group 5	+\$244	Specify fabric color number.
	• Fabric price group 6	+\$315	Specify fabric color number.
	• Fabric price group 7	+\$341	Specify fabric color number.
	• Fabric price group 8	+\$441	Specify fabric color number.
	• Fabric price group 9	+\$532	Specify fabric color number.
	• Fabric price group 10	+\$560	Specify fabric color number.
	• Vinyl	+\$ 26	Specify vinyl color number.
	• Customer's Own Material (COM)	+\$ 30	▶ See <i>Surface Materials Reference Manual</i> .

Specification Information

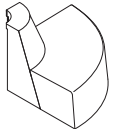
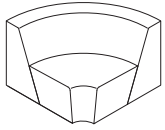
Dimensions			Style Number	U.S. Base Price
D	W	H		
32"	33"	29"	TS3HLW	\$2589

For Canadian Pricing
Multiply U.S. Price by the Canadian price factor.
▶ See page 1 for details.



Lounges, continued

90° Corner Lounges



Tip: 90° Corner Lounges available inside or outside facing.

Tip: When creating an application using Big or Half Lounges, specify the Big and Half Lounges with a seam for a cohesive design aesthetic.

Tip: Campfire Corner Lounges can be ordered as a single or multi-fabric upholstery.

Tip: When specifying multiple COM fabrics, indicate all surfaces where COM applies. Example: TS3HLM with Designtex 1234 on seat and Designtex 5678 on back.

Tip: Order ganging brackets TS4GANGING to gang units together for more stable applications.

Standard Includes	Required to Specify
<ul style="list-style-type: none"> ▶ Need help? Product details, page 148 Fully upholstered armless corner lounge: fabric price group 1 Foot: black plastic Shipped fully assembled Meets Cal. 117 requirements 	<ul style="list-style-type: none"> 1 Style number 2 Fabric color number for upholstery 3 Options, if selected (see below) ▶ See <i>Surface Materials</i>, page 190.

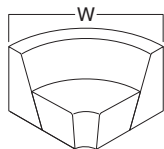
Surface Materials	Options	U.S. Price	Required to Specify	
	Single upholstery fabric			
	• Fabric price group 1	No cost	Specify fabric color number.	
	• Fabric price group 2	+\$ 44	Specify fabric color number.	
	• Fabric price group 3	+\$ 172	Specify fabric color number.	
	• Fabric price group 4	+\$ 330	Specify fabric color number.	
	• Fabric price group 5	+\$ 589	Specify fabric color number.	
	• Fabric price group 6	+\$ 624	Specify fabric color number.	
	• Fabric price group 7	+\$ 689	Specify fabric color number.	
	• Fabric price group 8	+\$ 983	Specify fabric color number.	
	• Fabric price group 9	+\$1174	Specify fabric color number.	
	• Fabric price group 10	+\$1235	Specify fabric color number.	
	• Vinyl	+\$ 44	Specify vinyl color number.	
	• Customer's Own Material (COM)	+\$ 60	▶ See <i>Surface Materials Reference Manual</i> .	
		Multiple upholstery fabric		
		• Different fabric on seat and back	+\$ 98	Add suffix M to Half Lounge chair style number and select fabric color number for: 1 Seat, 2 Back
① Fabric on seat				
• Fabric price group 1		No cost	Specify fabric color number.	
• Fabric price group 2		+\$ 24	Specify fabric color number.	
• Fabric price group 3		+\$ 82	Specify fabric color number.	
• Fabric price group 4		+\$ 153	Specify fabric color number.	
• Fabric price group 5		+\$ 246	Specify fabric color number.	
• Fabric price group 6		+\$ 371	Specify fabric color number.	
• Fabric price group 7		+\$ 421	Specify fabric color number.	
• Fabric price group 8		+\$ 488	Specify fabric color number.	
• Fabric price group 9		+\$ 649	Specify fabric color number.	
• Fabric price group 10		+\$ 699	Specify fabric color number.	
• Vinyl		+\$ 24	Specify vinyl color number.	
• Customer's Own Material (COM)		+\$ 30	▶ See <i>Surface Materials Reference Manual</i> .	
② Fabric on back				
• Fabric price group 1	No cost	Specify fabric color number.		
• Fabric price group 2	+\$ 34	Specify fabric color number.		
• Fabric price group 3	+\$ 116	Specify fabric color number.		
• Fabric price group 4	+\$ 214	Specify fabric color number.		
• Fabric price group 5	+\$ 368	Specify fabric color number.		
• Fabric price group 6	+\$ 389	Specify fabric color number.		
• Fabric price group 7	+\$ 430	Specify fabric color number.		
• Fabric price group 8	+\$ 634	Specify fabric color number.		
• Fabric price group 9	+\$ 710	Specify fabric color number.		
• Fabric price group 10	+\$ 729	Specify fabric color number.		
• Vinyl	+\$ 34	Specify vinyl color number.		
• Customer's Own Material (COM)	+\$ 30	▶ See <i>Surface Materials Reference Manual</i> .		



For Canadian Pricing
Multiply U.S. Price by the Canadian price factor.
▶ See page 1 for details.

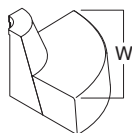
Specification Information

Dimensions			Style	U.S.
D	W	H	Number	Base Price



Inside Corner Lounge

32"	54½"	29"	TS3CRIN90S	\$3225
-----	------	-----	-------------------	--------



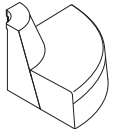
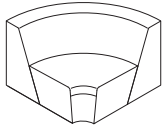
Outside Corner Lounge

32"	55¼"	29"	TS3CROUT90S	\$3225
-----	------	-----	--------------------	--------



 **For Canadian Pricing**
 Multiply U.S. Price by the Canadian price factor.
 ▶ See page 1 for details.

90° Corner Lounges—Waterfall



Tip: 90° Corner Lounges available inside or outside facing.

Tip: Waterfall seams are located at the top of the back, the front edge of the seat, 3½" below the front edge seam and 3½" below the top edge seam on the back of the lounge.

Tip: When creating an application using Big or Half Lounges, specify the Big and Half Lounges with a seam for a cohesive design aesthetic.

Tip: Campfire Corner Lounges with waterfall upholstery can be ordered as a single or multi-fabric upholstery.

Tip: When specifying multiple COM fabrics, indicate all surfaces where COM applies. Example: TS3HLM with Designtex 1234 on seat and Designtex 5678 on back.

Tip: One thread color is used on waterfall lounges with multiple fabrics. The thread color used on the waterfall upholstery will be used on the entire unit.

Tip: Order ganging brackets TS4GANGING to gang units together for more stable applications.

Standard Includes	Required to Specify
<ul style="list-style-type: none"> ▶ Need help? Product details, page 148 Fully upholstered armless corner lounge: fabric price group 1 Foot: black plastic Shipped fully assembled Meets Cal. 117 requirements 	<ul style="list-style-type: none"> 1 Style number 2 Fabric color number for upholstery 3 Options, if selected (see below) ▶ See <i>Surface Materials</i>, page 190.

Surface Materials	Options	U.S. Price	Required to Specify
	Single upholstery fabric		
	• Fabric price group 1	No cost	Specify fabric color number.
	• Fabric price group 2	+\$ 44	Specify fabric color number.
	• Fabric price group 3	+\$ 172	Specify fabric color number.
	• Fabric price group 4	+\$ 330	Specify fabric color number.
	• Fabric price group 5	+\$ 589	Specify fabric color number.
	• Fabric price group 6	+\$ 624	Specify fabric color number.
	• Fabric price group 7	+\$ 689	Specify fabric color number.
	• Fabric price group 8	+\$ 983	Specify fabric color number.
	• Fabric price group 9	+\$1174	Specify fabric color number.
	• Fabric price group 10	+\$1235	Specify fabric color number.
	• Vinyl	+\$ 44	Specify vinyl color number.
	• Customer's Own Material (COM)	+\$ 60	▶ See <i>Surface Materials Reference Manual</i> .
	Multiple upholstery fabric		
	• Different fabric on seat and back	+\$ 98	Add suffix M to Half Lounge chair style number and select fabric color number for: 1 Seat, 2 Back

1 Fabric on seat			
• Fabric price group 1	No cost		Specify fabric color number.
• Fabric price group 2	+\$ 27		Specify fabric color number.
• Fabric price group 3	+\$ 94		Specify fabric color number.
• Fabric price group 4	+\$ 177		Specify fabric color number.
• Fabric price group 5	+\$ 304		Specify fabric color number.
• Fabric price group 6	+\$ 356		Specify fabric color number.
• Fabric price group 7	+\$ 397		Specify fabric color number.
• Fabric price group 8	+\$ 538		Specify fabric color number.
• Fabric price group 9	+\$ 652		Specify fabric color number.
• Fabric price group 10	+\$ 689		Specify fabric color number.
• Vinyl	+\$ 27		Specify vinyl color number.
• Customer's Own Material (COM)	+\$ 30		▶ See <i>Surface Materials Reference Manual</i> .

2 Fabric on back			
• Fabric price group 1	No cost		Specify fabric color number.
• Fabric price group 2	+\$ 34		Specify fabric color number.
• Fabric price group 3	+\$ 116		Specify fabric color number.
• Fabric price group 4	+\$ 217		Specify fabric color number.
• Fabric price group 5	+\$ 372		Specify fabric color number.
• Fabric price group 6	+\$ 435		Specify fabric color number.
• Fabric price group 7	+\$ 484		Specify fabric color number.
• Fabric price group 8	+\$ 659		Specify fabric color number.
• Fabric price group 9	+\$ 799		Specify fabric color number.
• Fabric price group 10	+\$ 840		Specify fabric color number.
• Vinyl	+\$ 34		Specify vinyl color number.
• Customer's Own Material (COM)	+\$ 30		▶ See <i>Surface Materials Reference Manual</i> .



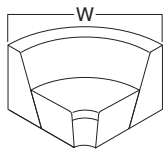
For Canadian Pricing

Multiply U.S. Price by the Canadian price factor.

▶ See page 1 for details.

Specification Information

Dimensions			Style	U.S.
D	W	H	Number	Base Price



Inside Corner Lounge

32"	54½"	29"	TS3CRIN90W	\$3270
-----	------	-----	-------------------	--------



Outside Corner Lounge

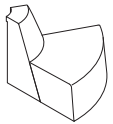
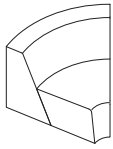
32"	55¼"	29"	TS3CROUT90W	\$3270
-----	------	-----	--------------------	--------



For Canadian Pricing
 Multiply U.S. Price by the
 Canadian price factor.
 ▶ See page 1 for details.

Lounges, continued

60° Corner Lounges



Tip: 60° Corner Lounges available inside or outside facing.

Tip: When creating an application using Big or Half Lounges, specify the Big and Half Lounges with a seam for a cohesive design aesthetic.

Tip: Campfire Corner Lounges can be ordered as a single or multi-fabric upholstery.

Tip: When specifying multiple COM fabrics, indicate all surfaces where COM applies. Example: TS3HLM with Designtex 1234 on seat and Designtex 5678 on back.

Tip: Order ganging brackets TS4GANGING to gang units together for more stable applications.

Standard Includes	Required to Specify
<ul style="list-style-type: none"> ▶ Need help? Product details, page 148 Fully upholstered armless corner lounge: fabric price group 1 Foot: black plastic Shipped fully assembled Meets Cal. 117 requirements 	<ul style="list-style-type: none"> 1 Style number 2 Fabric color number for upholstery 3 Options, if selected (see below) ▶ See <i>Surface Materials</i>, page 190.

Surface Materials	Options	U.S. Price	Required to Specify
	Single upholstery fabric		
	• Fabric price group 1	No cost	Specify fabric color number.
	• Fabric price group 2	+\$ 39	Specify fabric color number.
	• Fabric price group 3	+\$ 153	Specify fabric color number.
	• Fabric price group 4	+\$ 295	Specify fabric color number.
	• Fabric price group 5	+\$ 522	Specify fabric color number.
	• Fabric price group 6	+\$ 555	Specify fabric color number.
	• Fabric price group 7	+\$ 612	Specify fabric color number.
	• Fabric price group 8	+\$ 872	Specify fabric color number.
	• Fabric price group 9	+\$1046	Specify fabric color number.
• Fabric price group 10	+\$1100	Specify fabric color number.	
	• Vinyl	+\$ 39	Specify vinyl color number.
	• Customer's Own Material (COM)	+\$ 60	▶ See <i>Surface Materials Reference Manual</i> .

	Multiple upholstery fabric		
	• Different fabric on seat and back	+\$ 98	Add suffix M to Half Lounge chair style number and select fabric color number for: 1 Seat, 2 Back
	① Fabric on seat		
	• Fabric price group 1	No cost	Specify fabric color number.
	• Fabric price group 2	+\$ 23	Specify fabric color number.
	• Fabric price group 3	+\$ 72	Specify fabric color number.
	• Fabric price group 4	+\$ 136	Specify fabric color number.
	• Fabric price group 5	+\$ 218	Specify fabric color number.
	• Fabric price group 6	+\$ 331	Specify fabric color number.
	• Fabric price group 7	+\$ 377	Specify fabric color number.
	• Fabric price group 8	+\$ 434	Specify fabric color number.
	• Fabric price group 9	+\$ 578	Specify fabric color number.
	• Fabric price group 10	+\$ 622	Specify fabric color number.
	• Vinyl	+\$ 23	Specify vinyl color number.
	• Customer's Own Material (COM)	+\$ 30	▶ See <i>Surface Materials Reference Manual</i> .
	② Fabric on back		
	• Fabric price group 1	No cost	Specify fabric color number.
	• Fabric price group 2	+\$ 30	Specify fabric color number.
	• Fabric price group 3	+\$ 103	Specify fabric color number.
	• Fabric price group 4	+\$ 188	Specify fabric color number.
	• Fabric price group 5	+\$ 328	Specify fabric color number.
	• Fabric price group 6	+\$ 346	Specify fabric color number.
	• Fabric price group 7	+\$ 385	Specify fabric color number.
	• Fabric price group 8	+\$ 561	Specify fabric color number.
	• Fabric price group 9	+\$ 633	Specify fabric color number.
	• Fabric price group 10	+\$ 647	Specify fabric color number.
	• Vinyl	+\$ 30	Specify vinyl color number.
	• Customer's Own Material (COM)	+\$ 30	▶ See <i>Surface Materials Reference Manual</i> .



For Canadian Pricing

Multiply U.S. Price by the Canadian price factor.

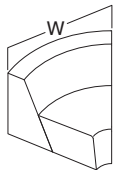
▶ See page 1 for details.

Specification Information

Dimensions			Style	U.S.
D	W	H	Number	Base Price

Inside Corner Lounge

32"	38½"	29"	TS3CRIN60S	\$2867
-----	------	-----	-------------------	--------



Outside Corner Lounge

32"	39¼"	29"	TS3CROUT60S	\$2867
-----	------	-----	--------------------	--------

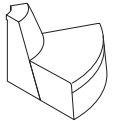
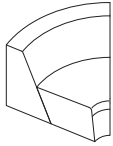


For Canadian Pricing

Multiply U.S. Price by the Canadian price factor.

▶ See page 1 for details.

60° Corner Lounges—Waterfall



Tip: 60° Corner Lounges available inside or outside facing.

Tip: Waterfall seams are located at the top of the back, the front edge of the seat, 3½" below the front edge seam and 3½" below the top edge seam on the back of the lounge.

Tip: When creating an application using Big or Half Lounges, specify the Big and Half Lounges with a seam for a cohesive design aesthetic.

Tip: Campfire Corner Lounges with waterfall upholstery can be ordered as a single or multi-fabric upholstery.

Tip: When specifying multiple COM fabrics, indicate all surfaces where COM applies. Example: TS3HLM with Designtex 1234 on seat and Designtex 5678 on back.

Tip: One thread color is used on waterfall lounges with multiple fabrics. The thread color used on the waterfall upholstery will be used on the entire unit.

Tip: Order ganging brackets TS4GANGING to gang units together for more stable applications.

Standard Includes	Required to Specify
<ul style="list-style-type: none"> ▶ Need help? Product details, page 148 Fully upholstered armless corner lounge: fabric price group 1 Foot: black plastic Shipped fully assembled Meets Cal. 117 requirements 	<ul style="list-style-type: none"> 1 Style number 2 Fabric color number for upholstery 3 Options, if selected (see below) ▶ See <i>Surface Materials</i>, page 190.

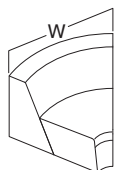
Surface Materials	Options	U.S. Price	Required to Specify
	Single upholstery fabric		
	• Fabric price group 1	No cost	Specify fabric color number.
	• Fabric price group 2	+\$ 39	Specify fabric color number.
	• Fabric price group 3	+\$ 153	Specify fabric color number.
	• Fabric price group 4	+\$ 295	Specify fabric color number.
	• Fabric price group 5	+\$ 522	Specify fabric color number.
	• Fabric price group 6	+\$ 555	Specify fabric color number.
	• Fabric price group 7	+\$ 612	Specify fabric color number.
	• Fabric price group 8	+\$ 872	Specify fabric color number.
	• Fabric price group 9	+\$1046	Specify fabric color number.
• Fabric price group 10	+\$1100	Specify fabric color number.	
	• Vinyl	+\$ 39	Specify vinyl color number.
	• Customer's Own Material (COM)	+\$ 60	▶ See <i>Surface Materials Reference Manual</i> .
	Multiple upholstery fabric		
	• Different fabric on seat and back	+\$ 98	Add suffix M to Half Lounge chair style number and select fabric color number for: 1 Seat, 2 Back
	① Fabric on seat		
	• Fabric price group 1	No cost	Specify fabric color number.
	• Fabric price group 2	+\$ 25	Specify fabric color number.
	• Fabric price group 3	+\$ 84	Specify fabric color number.
	• Fabric price group 4	+\$ 156	Specify fabric color number.
	• Fabric price group 5	+\$ 270	Specify fabric color number.
	• Fabric price group 6	+\$ 315	Specify fabric color number.
	• Fabric price group 7	+\$ 353	Specify fabric color number.
	• Fabric price group 8	+\$ 480	Specify fabric color number.
	• Fabric price group 9	+\$ 581	Specify fabric color number.
	• Fabric price group 10	+\$ 612	Specify fabric color number.
	• Vinyl	+\$ 25	Specify vinyl color number.
	• Customer's Own Material (COM)	+\$ 30	▶ See <i>Surface Materials Reference Manual</i> .
	② Fabric on back		
	• Fabric price group 1	No cost	Specify fabric color number.
	• Fabric price group 2	+\$ 30	Specify fabric color number.
	• Fabric price group 3	+\$ 103	Specify fabric color number.
	• Fabric price group 4	+\$ 188	Specify fabric color number.
	• Fabric price group 5	+\$ 328	Specify fabric color number.
	• Fabric price group 6	+\$ 346	Specify fabric color number.
	• Fabric price group 7	+\$ 385	Specify fabric color number.
	• Fabric price group 8	+\$ 561	Specify fabric color number.
	• Fabric price group 9	+\$ 633	Specify fabric color number.
	• Fabric price group 10	+\$ 647	Specify fabric color number.
	• Vinyl	+\$ 30	Specify vinyl color number.
	• Customer's Own Material (COM)	+\$ 30	▶ See <i>Surface Materials Reference Manual</i> .



For Canadian Pricing
Multiply U.S. Price by the Canadian price factor.
▶ See page 1 for details.

Specification Information

Dimensions			Style	U.S.
D	W	H	Number	Base
				Price



Inside Corner Lounge

32"	38½"	29"	TS3CRIN60W	\$2912
-----	------	-----	-------------------	--------



Outside Corner Lounge

32"	39¼"	29"	TS3CROUT60W	\$2912
-----	------	-----	--------------------	--------

Ganging Brackets



Standard Includes

- Set of two ganging brackets: black plastic
- Hardware kit

Required to Specify

Style number

Related Products

- Corner Lounges

▶ Pages 166–172

Specification Information

Style	U.S.
Number	Price

TS3GANGING	\$82
-------------------	------



For Canadian Pricing

Multiply U.S. Price by the Canadian price factor.

▶ See page 1 for details.

Ottoman



Standard Includes	Required to Specify
-------------------	---------------------

- | | | |
|--|---|---|
| <ul style="list-style-type: none"> ▶ Need help? Product details, page 148 | <ul style="list-style-type: none"> • Fully upholstered Ottoman: fabric price group 1 • Four adjustable-height legs: brushed aluminum • Meets Cal. 117 requirements | <ul style="list-style-type: none"> 1 Style number 2 Fabric color number for upholstery 3 Options, if selected (see below) ▶ See <i>Surface Materials</i>, page 190. |
|--|---|---|

Options	U.S. Price	Required to Specify
---------	------------	---------------------

Surface Materials	Upholstery	U.S. Price	Required to Specify
	<ul style="list-style-type: none"> • Fabric price group 1 • Fabric price group 2 • Fabric price group 3 • Fabric price group 4 • Fabric price group 5 • Fabric price group 6 • Fabric price group 7 • Fabric price group 8 • Fabric price group 9 • Fabric price group 10 • Leather price group 1 • Leather price group 2 • Vinyl • Customer's Own Material (COM) 	<ul style="list-style-type: none"> No cost +\$ 25 +\$ 66 +\$ 99 +\$123 +\$153 +\$181 +\$233 +\$287 +\$328 +\$406 +\$812 +\$ 25 +\$ 59 	<ul style="list-style-type: none"> Specify fabric color number. Specify fabric color number. Specify fabric color number. Specify fabric color number. Specify fabric color number. Specify fabric color number. Specify fabric color number. Specify fabric color number. Specify fabric color number. Specify fabric color number. Specify leather color number. Specify leather color number. Specify vinyl color number. ▶ See <i>Surface Materials Reference Manual</i>.
	Legs		
	<ul style="list-style-type: none"> • Solid maple round wood legs 	<ul style="list-style-type: none"> +\$246 	<ul style="list-style-type: none"> Specify <i>with solid maple round wood legs</i> and select V1AC Natural Cherry, V1AM Clear Maple, or V1EW Dark Walnut.
Glides	<ul style="list-style-type: none"> • Low profile glide 	<ul style="list-style-type: none"> No cost 	<ul style="list-style-type: none"> Specify <i>with low profile glides</i>.

Tip: Wood legs are natural wood and may show variations in grain and color.

Tip: The Ottoman must be specified with low profile glides.

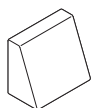
Specification Information

Style Number	U.S. Base Price
TS34401	\$838



For Canadian Pricing
 Multiply U.S. Price by the Canadian price factor.
 ▶ See page 1 for details.

Wedge



Tip: Wedge connects only to Big or Half Lounge, not corner lounges.

Standard Includes		Required to Specify
<ul style="list-style-type: none"> ▶ Need help? Product details, page 148 	<ul style="list-style-type: none"> Fully upholstered Wedge: fabric price group 1 Foot: black plastic Deck stitch detail Connecting hardware 	<ul style="list-style-type: none"> 1 Style number 2 Fabric color number for upholstery 3 Options, if selected (see below) ▶ See <i>Surface Materials</i>, page 190.

Surface Materials	Upholstery	U.S. Price	Required to Specify
	<ul style="list-style-type: none"> Fabric price group 1 Fabric price group 2 Fabric price group 3 Fabric price group 4 Fabric price group 5 Fabric price group 6 Fabric price group 7 Fabric price group 8 Fabric price group 9 Fabric price group 10 Vinyl Customer's Own Material (COM) 	<ul style="list-style-type: none"> No cost +\$ 25 +\$ 66 +\$113 +\$175 +\$290 +\$368 +\$406 +\$477 +\$541 +\$ 25 +\$ 60 	<ul style="list-style-type: none"> Specify fabric color number. Specify fabric color number. Specify fabric color number. Specify fabric color number. Specify fabric color number. Specify fabric color number. Specify fabric color number. Specify fabric color number. Specify fabric color number. Specify fabric color number. Specify vinyl color number. ▶ See <i>Surface Materials Reference Manual</i>.

Specification Information	
Style Number	U.S. Base Price
TS3WG	\$1522



 **For Canadian Pricing**
 Multiply U.S. Price by the Canadian price factor.
 ▶ See page 1 for details.

Big Tables

Big Tables

Standard Includes		Required to Specify
<ul style="list-style-type: none"> ▶ Need help? Product details, page 152 	<ul style="list-style-type: none"> • 1 3/8"-thick worksurface center and end panel: Low-Pressure Laminate • 3 mm radius edge band on top sides: default color to match laminate • 1 mm radius edge band vertical: default color to match laminate • Adjustable leveling glides • Shipped ready to assemble 	<ul style="list-style-type: none"> 1 Style number 2 Low-Pressure Laminate color number for table top, center, and end panel 3 Options, if selected (see below) ▶ See <i>Surface Materials</i>, page 190.

For laminate group 2 and 3 and composite group 1 and 2 pricing, please refer to the electronic catalog or SmartTools.

Surface Materials	Options	U.S. Price		Required to Specify
	High-Pressure Laminate	28"H	40"H	
	• High-Pressure Laminate price group 1	+\$ 943	+\$1062	Specify High-Pressure Laminate color number. Specify High-Pressure Laminate color number. Specify High-Pressure Laminate color number. ▶ See <i>Surface Materials Reference Manual</i> .
	• High-Pressure Laminate price group 2	See information at left		
	• High-Pressure Laminate price group 3	See information at left		
	• Open Line laminate	+\$ 111 plus cost of laminate	+\$ 111 plus cost of laminate	
	Wood veneer	28"H	40"H	
	• Wood group 1	+\$2750	+\$2890	Specify wood color number. Specify wood color number. Specify wood color number.
	• Wood group 2	+\$3261	+\$3421	
	• Wood group 3	+\$3625	+\$3785	
Modesty Panel	• Contrasting modesty panel	+\$ 165		Specify <i>with contrasting modesty panel</i> and indicate color number.
Related Products	<ul style="list-style-type: none"> • Mobile Storage Cabinets • Table Drawer 			<ul style="list-style-type: none"> ▶ Page 181 ▶ Page 180

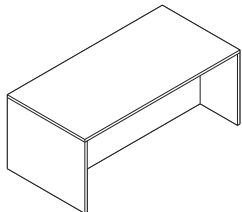
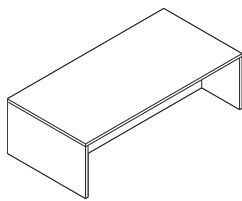
Tip: Contrasting finishes are limited to the primary finish (Low-Pressure Laminate with contrasting Low-Pressure Laminate, High-Pressure Laminate with contrasting High-Pressure Laminate, or veneer with contrasting veneer).

Specification Information

Dimensions			Style	U.S.
D	W	H	Number	Base Price

48"	96"	28"	TS4TL28	\$3146
-----	-----	-----	----------------	--------

48"	96"	40"	TS4TL40	\$3517
-----	-----	-----	----------------	--------



For Canadian Pricing
Multiply U.S. Price by the Canadian price factor.
▶ See page 1 for details.

Big Tables with Trough

Tip: When using Thread solutions in conjunction with Big Table power options, please specify a Thread power adapter (PFLADPTR) and a Thread connector (PFLCNCTR).

▶ See Architectural Solutions Specification Guide

Tip: Trough is 10" in diameter.

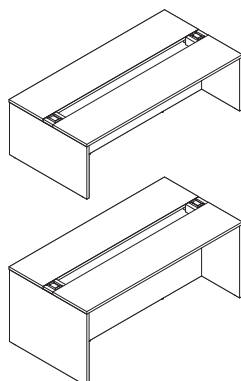
For laminate group 2 and 3 and composite group 1 and 2 pricing, please refer to the electronic catalog or SmartTools.

Tip: Contrasting finishes are limited to the primary finish (Low-Pressure Laminate with contrasting Low-Pressure Laminate, High-Pressure Laminate with contrasting High-Pressure Laminate, or veneer with contrasting veneer).

Tip: Pop-up receptacles come with a 10' cord.

Tip: For use in Chicago, use TS4TPWR1 or TS4TPWRD1 Pop-Up Power Receptacle and Data only.

Tip: For hardwire option, contact Specials.



Standard Includes		Required to Specify		
▶ Need help? Product details, page 152	<ul style="list-style-type: none"> 1 3/8"-thick worksurface center and end panel: Low-Pressure Laminate 3 mm radius edge band on top sides: default color to match laminate 1 mm radius edge band vertical: default color to match laminate Technology trough: 4799 Metallic Platinum Grommet on each end of trough: paint Adjustable leveling glides Shipped ready to assemble 	1 Style number 2 Low-Pressure Laminate color number for table top, center, and end panel 3 Paint color number for grommet 4 Options, if selected (see below) ▶ See <i>Surface Materials</i> , page 190.		
Options	U.S. Price		Required to Specify	
Surface Materials	High-Pressure Laminate	28"H	40"H	
• High-Pressure Laminate price group 1		+\$ 802	+\$ 915	Specify High-Pressure Laminate color number.
• High-Pressure Laminate price group 2		See information at left		Specify High-Pressure Laminate color number.
• High-Pressure Laminate price group 3		See information at left		Specify High-Pressure Laminate color number.
• Open Line laminate		+\$ 111 plus cost of laminate	+\$ 111 plus cost of laminate	▶ See <i>Surface Materials Reference Manual</i> .
	Wood veneer	28"H	40"H	
• Wood group 1		+\$2601	+\$2734	Specify wood color number.
• Wood group 2		+\$3146	+\$3298	Specify wood color number.
• Wood group 3		+\$3514	+\$3665	Specify wood color number.
	Paint			
• Paint price group 1		No cost		Specify paint color number.
• Paint price group 2		+\$ 25		Specify paint color number.
• Paint price group 3		+\$ 38		Specify paint color number.
Modesty Panel	• Contrasting modesty panel	+\$ 165		Specify <i>with contrasting modesty panel</i> and indicate color number.
Receptacles	• Pop-up receptacle: set of 2 power on each end	+\$1174		Specify <i>with 2 power receptacle</i> and specify paint color number.
	• Pop-up receptacle: set of 1 power, 1 data on each end	+\$1174		Specify <i>with 1 power/1 data receptacle</i> and specify paint color number.
	• Pop-up receptacle: set of 1 power, 1 USB A+C 20W at each end	+\$1349		Specify <i>with 1 power/1 USB A+C 20W</i> and specify paint color number.
Center Rail	• Anodized aluminum	+\$ 446		Specify <i>with center rail</i> .
Related Products	• Mobile Storage Cabinets			▶ Page 181
	• Table Drawer			▶ Page 180
	• Receptacles			▶ Page 188

Specification Information

Dimensions			Style	U.S. Base
D	W	H	Number	Price

48"	96"	28"	TS4TLT28	\$3773
-----	-----	-----	-----------------	--------

48"	96"	40"	TS4TLT40	\$4154
-----	-----	-----	-----------------	--------

Big Tables, continued

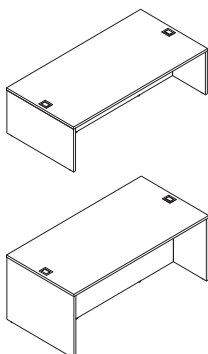
Big Tables with Grommets

Tip: If power is desired, make sure to specify one of the receptacle options. The standard Big Table with Grommets comes with an insert to cover the cutout and does not provide power.

For laminate group 2 and 3 and composite group 1 and 2 pricing, please refer to the electronic catalog or SmartTools.

Tip: Contrasting finishes are limited to the primary finish (Low-Pressure Laminate with contrasting Low-Pressure Laminate, High-Pressure Laminate with contrasting High-Pressure Laminate, or veneer with contrasting veneer).

Tip: Pop-up receptacles come with a 10' cord.



		Standard Includes		Required to Specify	
	▶ Need help? Product details, page 152	<ul style="list-style-type: none"> • 1 3/8"-thick worksurface center and end panel: Low-Pressure Laminate • 3 mm radius edge band on top sides: default color to match laminate • 1 mm radius edge band vertical: default color to match laminate • Grommet on each end of trough: paint • Adjustable leveling glides • Shipped ready to assemble 		1 Style number 2 Low-Pressure Laminate color number for table top, center, and end panel 3 Paint color number for grommet 4 Options, if selected (see below) ▶ See <i>Surface Materials</i> , page 190.	
		Options		Required to Specify	
Surface Materials	High-Pressure Laminate	28"H	40"H	Specify High-Pressure Laminate color number. Specify High-Pressure Laminate color number. Specify High-Pressure Laminate color number. ▶ See <i>Surface Materials Reference Manual</i> .	
	• High-Pressure Laminate price group 1	+\$ 878	+\$ 994		
	• High-Pressure Laminate price group 2	See information at left			
	• High-Pressure Laminate price group 3	See information at left			
	• Open Line laminate	+\$ 111 plus cost of laminate	+\$ 111 plus cost of laminate		
		Wood veneer	28"H	40"H	
	• Wood group 1	+\$2682	+\$2816	Specify wood color number.	
	• Wood group 2	+\$3207	+\$3362	Specify wood color number.	
	• Wood group 3	+\$3573	+\$3726	Specify wood color number.	
		Paint			
	• Paint price group 1	No cost		Specify paint color number.	
	• Paint price group 2	+\$ 25		Specify paint color number.	
	• Paint price group 3	+\$ 38		Specify paint color number.	
Modesty Panel	• Contrasting modesty panel	+\$ 165		Specify with <i>contrasting modesty panel</i> and indicate color number.	
Receptacles	• Pop-up receptacle: set of 2 power on each end	+\$1174		Specify with <i>2 power receptacle</i> and specify paint color number.	
	• Pop-up receptacle: set of 1 power, 1 data on each end	+\$1174		Specify with <i>1 power/1 data receptacle</i> and specify paint color number.	
	• Pop-up receptacle: set of 1 power, 1 USB A+C 20W at each end	+\$1349		Specify with <i>1 power/1 USB A+C 20W</i> and specify paint color number.	
Related Products	<ul style="list-style-type: none"> • Mobile Storage Cabinets • Table Drawer • Receptacles 			▶ Page 181 ▶ Page 180 ▶ Page 188	

Specification Information

Dimensions			Style	U.S.
D	W	H	Number	Base Price
48"	96"	28"	TS4TLP28	\$3456
48"	96"	40"	TS4TLP40	\$3833

Big Tables—Half Depth

Tip: Big Tables—Half Depth use the center panel at the end (not in the center like the other Big Tables).

Standard Includes	Required to Specify
<ul style="list-style-type: none"> ▶ Need help? Product details, page 152 • 1 3/8"-thick worksurface center and end panel: Low-Pressure Laminate • 3 mm radius edge band on top sides: default color to match laminate • 1 mm radius edge band vertical: default color to match laminate • Adjustable leveling glides • Shipped ready to assemble 	<ul style="list-style-type: none"> 1 Style number 2 Low-Pressure Laminate color number for table top, center, and end panel 3 Options, if selected (see below) ▶ See <i>Surface Materials</i>, page 190.

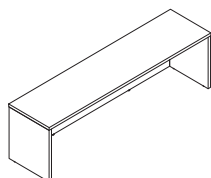
For laminate group 2 and 3 and composite group 1 and 2 pricing, please refer to the electronic catalog or Smart-Tools.

Options	U.S. Price		Required to Specify
Surface Materials <ul style="list-style-type: none"> • High-Pressure Laminate • High-Pressure Laminate price group 1 • High-Pressure Laminate price group 2 • High-Pressure Laminate price group 3 • Open Line laminate 	28"H +\$ 708 See information at left See information at left +\$ 111 plus cost of laminate	40"H +\$ 789 See information at left +\$ 111 plus cost of laminate	Specify High-Pressure Laminate color number. Specify High-Pressure Laminate color number. Specify High-Pressure Laminate color number. ▶ See <i>Surface Materials Reference Manual</i> .
Wood veneer <ul style="list-style-type: none"> • Wood group 1 • Wood group 2 • Wood group 3 	28"H +\$2448 +\$2933 +\$3297	40"H +\$2566 +\$3078 +\$3444	Specify wood color number. Specify wood color number. Specify wood color number.
Modesty Panel <ul style="list-style-type: none"> • Contrasting modesty panel 	+\$ 165		Specify with contrasting modesty panel and indicate color number.
Related Products <ul style="list-style-type: none"> • Mobile Storage Cabinets • Table Drawer • Receptacles 			<ul style="list-style-type: none"> ▶ Page 181 ▶ Page 180 ▶ Page 188

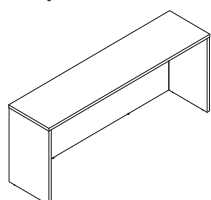
Tip: Contrasting finishes are limited to the primary finish (Low-Pressure Laminate with contrasting Low-Pressure Laminate, High-Pressure Laminate with contrasting High-Pressure Laminate, or veneer with contrasting veneer).

Specification Information

Dimensions			Style	U.S.
D	W	H	Number	Base Price
24"	96"	28"	TS4TLH28	\$2589

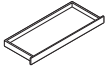


24"	96"	40"	TS4TLH40	\$3144
-----	-----	-----	-----------------	--------



For Canadian Pricing
Multiply U.S. Price by the Canadian price factor.
▶ See page 1 for details.

Table Drawer



Tip: If Mobile Storage Cabinets is used underneath a Table Drawer, Storage Cabinets will require the glide option instead of casters in order to clear the Table Drawers.

Standard Includes	Required to Specify
-------------------	---------------------

- | | | |
|--|--|--|
| <ul style="list-style-type: none"> ▶ Need help? Product details, page 152 | <ul style="list-style-type: none"> • Drawer: Low-Pressure Laminate • Black laminate drawer interior • Attachment hardware | <ul style="list-style-type: none"> 1 Style number 2 Low-Pressure Laminate color number for drawer ▶ See <i>Surface Materials</i>, page 190. |
|--|--|--|

Related Products

- | | |
|--|--|
| <ul style="list-style-type: none"> • Big Table • Big Table with Trough | <ul style="list-style-type: none"> ▶ Page 176 ▶ Page 177 |
|--|--|

Specification Information				
• Dimensions			• Style	• U.S.
D	W	H	Number	Price

18"	46"	3"	TS4TLDRW	\$677
-----	-----	----	-----------------	-------

Center Rail



Standard Includes	Required to Specify
-------------------	---------------------

- | | | |
|--|--|--|
| <ul style="list-style-type: none"> ▶ Need help? Product details, page 153 | <ul style="list-style-type: none"> • Rail: anodized aluminum • Attachment hardware | <ul style="list-style-type: none"> Style number |
|--|--|--|

Related Products

- | | |
|---|---|
| <ul style="list-style-type: none"> • Big Table with Trough • SOTO worktools | <ul style="list-style-type: none"> ▶ Page 177 ▶ See <i>Steelcase Worktools Specification Guide</i>. |
|---|---|

Specification Information				
• Dimensions			• Style	• U.S.
D	W	H	Number	Price

3¼"	80"	4½"	TS4TRAIL	\$464
-----	-----	-----	-----------------	-------



For Canadian Pricing
 Multiply U.S. Price by the Canadian price factor.
 ▶ See page 1 for details.

Mobile Storage Cabinets

Tip: Order a Cabinet Stop Bracket (TS4C025SR), available through Service Parts, to assure that the cabinets are aligned with the Big Table edge.

Tip: Remember to specify lock cylinder and key.

▶ Lock cylinders, page 527

Standard Includes		Required to Specify	
▶ Need help? Product details, page 154	<ul style="list-style-type: none"> Mobile Storage Cabinet: Low-Pressure Laminate Two, height-adjustable shelves Casters Shipped assembled 	1 Style number	2 Low-Pressure Laminate color number for Storage Cabinet
		3 Options, if selected (see below)	▶ See <i>Surface Materials</i> , page 190.
Options		U.S. Price	Required to Specify
Lock	<ul style="list-style-type: none"> 9201 Polished Chrome 9250 Ember Chrome 	+\$178 +\$178	Specify with 9201 Polished Chrome. Specify with 9250 Ember Chrome.
Glides	<ul style="list-style-type: none"> Glides 	No cost	Specify with glides.
Related Products	<ul style="list-style-type: none"> Big Tables Big Tables with Trough 		▶ Page 176 ▶ Page 177

Specification Information

Dimensions			Style	U.S.
D	W	H	Number	Base Price
:	:	:	:	:
:	:	:	:	:

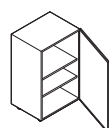
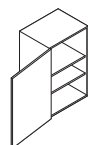
Storage Cabinets

Left-hand

18½"	23"	38"	TS4TSLH	\$1666
:	:	:	:	:

Right-hand

18½"	23"	38"	TS4TSRH	\$1666
:	:	:	:	:



 **For Canadian Pricing**
Multiply U.S. Price by the Canadian price factor.
▶ See page 1 for details.

Paper Table and Accessories

Paper Table



Tip: If glass option is selected, standard stack of paper will be omitted.

Standard Includes	Required to Specify
-------------------	---------------------

- | | | |
|--|--|---|
| <ul style="list-style-type: none"> ▶ Need help? Product details, page 155 | <ul style="list-style-type: none"> • Table base: High-Pressure Laminate • Plastic rotating table top: arctic white • Steel table top tray: arctic white • Stack of paper: 44 sheets • Shipped assembled | <ul style="list-style-type: none"> 1 Style number 2 High-Pressure Laminate color number for table base 3 Options, if selected (see below) ▶ See <i>Surface Materials</i>, page 190. |
|--|--|---|

Options	U.S. Price	Required to Specify
---------	------------	---------------------

Paper	• Omit paper	-\$206	Specify <i>with omit paper</i> .
Glass	• Glass	+\$ 30	Specify <i>with glass</i> .
Related Products	• Paper • Glass		▶ See below ▶ Page 183

Specification Information				
• Dimensions			• Style	• U.S.
D	W	H	Number	Base Price

25"	25"	22½"	TS4TPT	\$1653
-----	-----	------	---------------	--------

Paper



Standard Includes	Required to Specify
-------------------	---------------------

- | | | |
|--|--|--|
| <ul style="list-style-type: none"> ▶ Need help? Product details, page 155 | <ul style="list-style-type: none"> • Paper: 44 sheets per stack | <ul style="list-style-type: none"> Style number |
|--|--|--|

Related Products

- | | |
|---------------|-------------|
| • Paper Table | ▶ See above |
|---------------|-------------|

Specification Information		
• Style Number	• Quantity	• U.S. Price

TS4TPT	1 stack	\$206
TS4TPT4	4 stacks	\$417
TS4TPT6	6 stacks	\$581



For Canadian Pricing
Multiply U.S. Price by the Canadian price factor.
▶ See page 1 for details.

Glass



Tip: Glass top can be used as a markerboard surface.

Standard Includes	Required to Specify
-------------------	---------------------

- | | |
|--|--|
| <ul style="list-style-type: none"> ▶ Need help? Product details, page 155 | <ul style="list-style-type: none"> • Tempered glass |
| | <ul style="list-style-type: none"> Style number |

Related Products

- | | |
|---|--|
| <ul style="list-style-type: none"> • Paper Table | <ul style="list-style-type: none"> ▶ Page 182 |
|---|--|

Specification Information

• Style Number	• U.S. Price
TS4TPTG	\$251



For Canadian Pricing
Multiply U.S. Price by the Canadian price factor.
▶ See page 1 for details.

Personal Table



Tip: The Personal Table is not intended for seating purposes, and has a load limit of 40 pounds.

Tip: When ordering Open Line laminate patterns, patterns will not align between tables.

Standard Includes	Required to Specify
-------------------	---------------------

<ul style="list-style-type: none"> ▶ Need help? Product details, page 155 • Personal Table: High-Pressure Laminate 	<ol style="list-style-type: none"> 1 Style number 2 High-Pressure Laminate color number for table: <ul style="list-style-type: none"> 2535 Virginia Walnut 2730 Arctic White 2HAT Acacia 3 Options, if selected (see below)
--	--

Options	U.S. Price	Required to Specify
---------	------------	---------------------

<ul style="list-style-type: none"> • Open Line laminate 	+\$111 plus cost of laminate	<ul style="list-style-type: none"> ▶ See <i>Surface Materials Reference Manual</i>.
--	---------------------------------	--

Specification Information				
• Dimensions			• Style	• U.S.
D	W	H	Number	Base Price

19½"	14"	26"	TS4TWP	\$742
------	-----	-----	---------------	-------

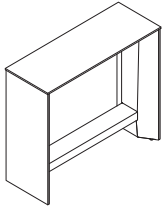


For Canadian Pricing

Multiply U.S. Price by the Canadian price factor.

▶ See page 1 for details.

Standing Height Slim Tables



▶ Need help?
Product details,
page 156

Standard Includes

- 1/2" thick top and sides: Low-Pressure Laminate
- Edge band on top and sides: plastic
- Steel frame and footshelf: paint
- Two simplex receptacles: plastic
- 15-amp power cord: black plastic
- Bag hook on inside of each leg frame
- Glides
- Shipped ready to assemble

Required to Specify

- 1 Style number
 - 2 Low-Pressure Laminate color number for top and sides
 - 3 Plastic color number for edge band
 - 4 Paint color number for steel frame
 - 5 Paint color number for footshelf
 - 6 Plastic color number for simplex receptacles:
6009 Arctic White
6249 Platinum Solid
6527 Merle
 - 7 Options, if selected (see below)
- ▶ See *Surface Materials*, page 190.

For laminate group 2 and 3 and composite group 1 and 2 pricing, please refer to the electronic catalog or SmartTools.

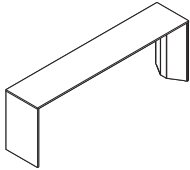
	Options	U.S. Price		Required to Specify
		48"W	60"W	
Surface Materials	Top and sides <ul style="list-style-type: none"> • High-Pressure Laminate price group 1 • High-Pressure Laminate price group 2 • High-Pressure Laminate price group 3 • Open Line laminate <ul style="list-style-type: none"> • Wood group 1 • Wood group 2 • Wood group 3 	+\$449 See information at left +\$111 plus cost of laminate +\$771 +\$856 +\$937	+\$ 513 +\$ 111 plus cost of laminate +\$ 889 +\$ 974 +\$1055	Specify High-Pressure Laminate color number. Specify High-Pressure Laminate color number. Specify High-Pressure Laminate color number. ▶ See <i>Surface Materials Reference Manual</i> . Specify wood color number. Specify wood color number. Specify wood color number.
	Edge (High-Pressure Laminate only)			
	<ul style="list-style-type: none"> • Plastic 	No cost	No cost	Select plastic color number.
	Frame			
	<ul style="list-style-type: none"> • Paint price group 1 • Paint price group 2 • Paint price group 3 	No cost +\$ 87 +\$178	No cost +\$ 93 +\$ 196	Specify paint color number. Specify paint color number. Specify paint color number.
	Footshelf			
	<ul style="list-style-type: none"> • Paint price group 1 • Paint price group 2 • Paint price group 3 	No cost +\$ 31 +\$ 80		Specify paint color number. Specify paint color number. Specify paint color number.
Power Schematic	<ul style="list-style-type: none"> • Two power • One power and one USB A+C 20W • One power and one USB C 	No cost +\$223 +\$370		Specify <i>with 2 power</i> . Specify <i>with 1 power and 1 USB A+C 20W</i> . Specify <i>with 1 power and 1 USB C</i> .

Specification Information

Dimensions			Style Number	U.S. Base Price
D	W	H		
18"	48"	42"	TS4TPSTS48	\$2343
18"	60"	42"	TS4TPSTS60	\$2659

 **For Canadian Pricing**
Multiply U.S. Price by the Canadian price factor.
▶ See page 1 for details.

Slim Table



Standard Includes	Required to Specify
<ul style="list-style-type: none"> ▶ Need help? Product details, page 156 • 1/2" thick top and sides: Low-Pressure Laminate • Edge band on top and sides: plastic • Steel frame: paint • Two simplex receptacles: plastic • 15-amp power cord: black plastic • Glides • Shipped ready to assemble 	<ol style="list-style-type: none"> 1 Style number 2 Low-Pressure Laminate color number for top and sides 3 Plastic color number for edge band 4 Paint color number for steel frame 5 Plastic color number for simplex receptacles: <ul style="list-style-type: none"> 6009 Arctic White 6249 Platinum Solid 6527 Merle 6 Options, if selected (see below) <p>▶ See <i>Surface Materials</i>, page 190.</p>

Tip: High-Pressure Laminate requires plastic on edge.

Tip: High-Pressure Laminate on the Campfire Slim Table will be shipped in 20 business days after receipt of a clean order. Products are typically delivered within 25 business days.

For laminate group 2 and 3 and composite group 1 and 2 pricing, please refer to the electronic catalog or SmartTools.

Options	U.S. Price	Required to Specify
Surface Materials <ul style="list-style-type: none"> • Top • High-Pressure Laminate price group 1 • High-Pressure Laminate price group 2 • High-Pressure Laminate price group 3 • Open Line laminate • Wood group 1 	<ul style="list-style-type: none"> • High-Pressure Laminate price group 1: +\$290 • High-Pressure Laminate price group 2: See information at left • High-Pressure Laminate price group 3: See information at left • Open Line laminate: +\$111 plus cost of laminate • Wood group 1: +\$632 	<ul style="list-style-type: none"> • Specify High-Pressure Laminate color number. • Specify High-Pressure Laminate color number. • Specify High-Pressure Laminate color number. ▶ See <i>Surface Materials</i>, page 190. • Specify wood color number.
<ul style="list-style-type: none"> • Edge (High-Pressure Laminate only) • Plastic 	<ul style="list-style-type: none"> • No cost 	<ul style="list-style-type: none"> • Select plastic color number.
<ul style="list-style-type: none"> • Frame • Paint price group 1 • Paint price group 2 • Paint price group 3 	<ul style="list-style-type: none"> • No cost • No cost • +\$120 	<ul style="list-style-type: none"> • Specify paint color number. • Specify paint color number. • Specify paint color number.
Power Schematic <ul style="list-style-type: none"> • Two power • One power and one USB A+C 20W • One power and one USB C 	<ul style="list-style-type: none"> • No cost • +\$223 • +\$370 	<ul style="list-style-type: none"> • Specify <i>with 2 power</i>. • Specify <i>with 1 power and 1 USB A+C 20W</i>. • Specify <i>with 1 power and 1 USB C</i>.
Related Products <ul style="list-style-type: none"> • Big Lounge • Half Lounge • Slim Table • Footrest 		<ul style="list-style-type: none"> ▶ Page 159 ▶ Page 162 ▶ Page 186 ▶ Page 187

Specification Information				
• Dimensions			• Style	• U.S.
D	W	H	Number	Base Price
14"	66"	23"	TS4TPST	\$1463



For Canadian Pricing
 Multiply U.S. Price by the Canadian price factor.
 ▶ See page 1 for details.

Footrest



Standard Includes		Required to Specify
▶ Need help? Product details, page 158	<ul style="list-style-type: none"> • Footrest: grey expanded polypropylene foam • Band: 3 mm plastic 	1 Style number 2 Plastic color number for band ▶ See <i>Surface Materials</i> , page 190.

Related Products	
<ul style="list-style-type: none"> • Big Lounge • Half Lounge • Slim Table 	▶ Page 159 ▶ Page 162 ▶ Page 186

Specification Information				
Dimensions			Style	U.S.
D	W	H	Number	Price
16 ⁵ / ₈ "	16 ¹ / ₄ "	11"	TS3FR	\$333

Vertical Cord Cover



Standard Includes		Required to Specify
<ul style="list-style-type: none"> • Vertical Cord Cover: black plastic • Attachment hardware 	Style number	

Related Products	
<ul style="list-style-type: none"> • Big Table • Big Table with Trough 	▶ Page 176 ▶ Page 177

Specification Information		
Length	Style	U.S.
	Number	Price
28"	TS4TVWM28	\$40
40"	TS4TVWM40	\$61

 **For Canadian Pricing**
 Multiply U.S. Price by the
 Canadian price factor.
 ▶ See page 1 for details.

Receptacles



Standard Includes	Required to Specify
<ul style="list-style-type: none"> • Receptacle: paint • Attachment hardware • 10' electrical cord 	<ul style="list-style-type: none"> 1 Style number 2 Paint color number 3 Options, if selected (see below) ▶ See <i>Surface Materials</i>, page 190.

Options	U.S. Price	Required to Specify
Surface Materials Paint <ul style="list-style-type: none"> • Paint price group 1 • Paint price group 2 • Paint price group 3 	No cost +\$25 +\$38	Specify paint color number. Specify paint color number. Specify paint color number.

Related Products <ul style="list-style-type: none"> • Big Table with Trough 	▶ Page 177
---	------------

Specification Information

Style Number	U.S. Base Price
•	•
•	•
•	•

Tip: Pop-up receptacles come with a 10' cord.

▶ See Understanding page 152 to understand price differences between power options.

Dual Pop-Up Receptacle, Power on Each End

TS4TPWR	\$1250
•	•
•	•

Dual Pop-Up Receptacle, One Power and One Data Port on Each End

TS4TPWRD	\$1250
•	•
•	•

Dual Pop-Up Receptacle, One Power and One USB A+C 20W Port on Each End

TS4TPWRUSB	\$1436
•	•
•	•

Dual Pop-Up Receptacle on One End

TS4TPWR1	\$ 468
•	•
•	•

Dual Pop-Up Receptacle, One Power and One Data Port on One End

TS4TPWRD1	\$ 468
•	•
•	•

Dual Pop-Up Receptacle, One Power and One USB A+C 20W on One End

TS4TPWRUSB1	\$ 562
•	•
•	•



For Canadian Pricing
 Multiply U.S. Price by the Canadian price factor.
 ▶ See page 1 for details.

Surface Materials

Paint

Applies to:

- Big Table trough
- 4799 Platinum Metallic

Applies to:

- Slim Table frame

Price Group 1

- 4238 Mocha
- 4239 Clay
- 4240 Chalk
- 4242 Milk
- 7225 Sand
- 7230 Basalt
- 7237 Slate
- 7238 Fieldstone
- 7239 Midnight **E**
- 7241 Arctic White
- 7243 Seagull
- 7250 Sterling Dark Solid
- 7278 Dark Bronze
- 7360 Merle

Price Group 2

- 0835 Black
- 4140 Arctic White Gloss
- 4700 Warm White
- 4750 Champagne Metallic
- 4798 Sterling Metallic **E**
- 4799 Platinum Metallic
- 4803 Near Black Metallic

Price Group 3

Accent Paint

- 1ATG Rose Quartz
- 4AV3 Blue Jay
- 4AV4 Baltic
- 4AX1 Citron
- 4AY2 Chili
- 4AZ5 Marlin
- 4CL1 Dark Olivine
- 4CL2 Ice Blue
- 4CL3 Aura
- 4CL4 Sea Glass
- 4CL5 Light Matcha
- 4CL6 Terra
- 4CL7 Sandstone
- 4CL8 Smokey Plum
- 4CZ5 Honey
- 4CZ6 Lagoon
- 4CZ8 Light Peacock

Applies to:

- Big Table Power Receptacles

Price Group 1

Smooth Paint

- 4242 Milk

Textured Paint

- 7207 Black
- 7241 Arctic White
- 7243 Seagull
- 7360 Merle

Price Group 2

Metallic Paint

- 4799 Platinum Metallic

Applies to:

- Slim Table frame
- Standing Height Slim Table frame

Lux Coatings

- 4B20 Obsidian
- 4B22 Matte Brass
- 4B23 Burnished Bronze
- 4B24 Night Bronze
- 4B25 Matte Copper
- 4B26 Smoked Mica
- 4B29 Cast Iron

Select Surfaces

Price Group 3

PerfectMatch

PerfectMatch is a service that allows you to create your own paint color. Refer to the *Surface Materials Reference Manual* for more information about this program.

- 4990 PerfectMatch

Plastic

Steelcase Surfaces

Applies to:

- Footrest
- 6009 Arctic White
- 6333 Picasso
- 6335 Wasabi
- 6338 Chili
- 6527 Merle

Applies to:

- Standing Height Slim Table Simplex Receptacles
- 6009 Arctic White
- 6249 Platinum Solid
- 6527 Merle

Applies to:

- Slim Table
- 6000 Black
- 6009 Arctic White
- 6034 Natural Cherry
- 6036 Medium Cherry
- 6037 Winter on Maple
- 6038 Blonde on Maple **E**
- 6041 Natural Walnut **E**
- 6052 Milk
- 6053 Seagull
- 6213 Acacia
- 6219 Clear Oak
- 6231 Graphite Walnut
- 6237 Clear Maple
- 6242 Virginia Walnut
- 6243 Blackwood
- 6245 Clear Walnut
- 6249 Platinum Solid
- 6527 Merle
- 6619 Ice **E**
- 6631 Cream **E**
- 6635 Dawn **E**
- 6636 Mist
- 6654 Sand
- 6655 Warm White

Applies to:

- Big Table
- Slim Table
- 6T02 Fawn Cypress
- 6T04 Saddle Oak
- 6T05 Veranda Teak
- 6T07 Walnut Heights
- 6T08 Aggregate
- 6T09 Gravel
- 6T10 Cement
- 6T12 Sheetrock

Laminate

Steelcase Surfaces

Low-Pressure Laminate

Price Group 1

Applies to:

- Big Table
- Mobile Storage Cabinet
- Mobile Storage Cabinet with Wardrobe
- Slim Table Top and Sides

Fiber Laminate

- 2L50 Vanadium Fiber
- 2L52 Tungsten Fiber **E**

Solid Laminate

- 247L Black
- 2L30 Arctic White
- 2L83 Seagull
- 2L84 Milk
- 2L85 Dune
- 2LMG Merle

Woodgrain Laminate

- 24L0 Graphite Walnut
- 25L1 Winter on Maple **E**
- 25L5 Virginia Walnut
- 25L6 Blackwood
- 25L8 Clear Walnut
- 26L1 Natural Cherry
- 2L09 Clear Maple
- 2LAK Clear Oak
- 2LAN Ash Noce
- 2LAT Acacia
- 2LAW Ash Wenge
- 2LBN Bisque Noce
- 2LBW Bisque Wenge
- 2LCN Clay Noce
- 2LCW Clay Wenge
- 2LSN Storm Noce
- 2LSW Storm Wenge

High-Pressure Laminate

Price Group 1

Applies to:

- Paper Table
- 2535 Virginia Walnut
- 2536 Blackwood
- 2538 Clear Walnut

Applies to:

- Personal Table
- 2535 Virginia Walnut
- 2730 Arctic White
- 2HAT Acacia

Applies to:

- Big Table
- Slim Table

Fiber Laminate

- 2850 Vanadium Fiber
- 2852 Tungsten Fiber **E**
- 2854 Vellum Fiber **E**
- 2860 Granite Fiber
- 2862 Stucco Fiber **E**

Micro Laminate

- 2920 Marl Micro
- 2921 Gypsum Micro
- 2922 Clay Micro

Patina Laminate

- 2870 Blonde Bronze Patina
- 2873 Instant Iron Patina

Solid Laminate

- 2722 Cream **E**
- 2730 Arctic White
- 2746 Black
- 2759 Warm White
- 2811 Mist **E**
- 2883 Seagull
- 2884 Milk
- 2885 Dune
- 2HAA Persian Salt
- 2HAB Rose
- 2HAC Indigo
- 2HAD Green Citrine **E**
- 2HAE Dark Olivine
- 2HAF Cloudy
- 2HMG Merle

Speckle Laminate

- 2820 Coffee Speckle **E**
- 2823 Driftwood Speckle
- 2824 Smoke Speckle
- 2825 Vanadium Speckle

Tip: Excluded finishes are available for delivery in 15 business days.

E = Excluded

Woodgrain Laminate

2406	Clear Cherry E
2409	Clear Maple
2410	Graphite Walnut
2412	Natural Cherry
2422	Medium Cherry
2511	Winter on Maple E
2535	Virginia Walnut
2536	Blackwood
2538	Clear Walnut
2592	Blonde on Maple E
2714	Natural Walnut E
2HAK	Clear Oak
2HAN	Ash Noce
2HAT	Acacia
2HAW	Ash Wenge
2HBN	Bisque Noce
2HBW	Bisque Wenge
2HCN	Clay Noce
2HCW	Clay Wenge
2HSN	Storm Noce
2HSW	Storm Wenge
2HZA	Waxed Maple
2HZB	Natural Ash
2HZC	Aged Ash
2HZD	Ashwood Oak
2HZE	Ashwood Beige
2HZF	White Washed Birchply

Price Group 2**Textured Laminate**

2TH2	Fawn Cypress
2TH4	Saddle Oak
2TH5	Veranda Teak
2TH7	Walnut Heights
2UH1	Reclaimed Aggregate
2UH2	Reclaimed Gravel
2UH4	Cement
2UH6	Sheetrock

Price Group 3**Solid Laminate**

24H1	Satin White
24H2	Satin Black
24H3	Satin Stone
24H4	Satin Mocha

Applies to:

- Big Table

Custom Surfaces**Open Line Laminate (OLL)**

This service allows you to order non-standard laminate at an additional processing fee of \$111 U.S. per unit, plus the cost of the laminate.

High-Pressure Laminate pricing does not include premium or digitally printed patterns from any suppliers. Laminate cost may also vary for basic or standard laminates from other suppliers. Please contact the OLL consultant at 616.475.2426 for pricing. The cost of the laminate will be added to your invoice as a separate line on the acknowledgement.

When processing orders for Open Line laminate on Bivi, specify 2900 in the laminate finish field and enter the OLL manufacturer information.

Enter the required edge finish as you would a standard laminate. Laminate Approval and Material Requirements to confirm whether a particular laminate has already been tested for use on a specific Steelcase product or to determine material square foot requirements: For additional information, refer to the *Surface Materials Reference Manual*.

Upholstery**Steelcase Surfaces**

Not every upholstery is available on every chair. Please refer to the upholstery matrix on page 521 before specifying.

Price Group 1

Buzz2
Era
Jacks **E**
New Black
Link
Tip: New Black upholstery has fabric in both price group 1 and price group 2.

Price Group 2

Cogent: Connect
Dovetail by Designtex
Foundation
New Black
SoftNext
Stand In
Vinyl
Tip: New Black upholstery has fabric in both price group 1 and price group 2.

Price Group 3

Billiard Multi-Use by Designtex
Gaja
Redeem
Retrieve

Price Group 5

Bo Peep

Price Group 6

Brisa

Price Group 7

Steelcut Trio

Wood

Steelcase carefully selects veneer and solid wood for consistent color and grain structure. Wood is a natural material and variations will occur in color, grain and texture. These variations are part of the inherent natural beauty of wood and are not considered defects.

All wood products will darken with age and exposure to ultraviolet light. This is especially apparent with cherry and maple veneer.

We recommend that desk accessories be rearranged periodically to ensure even aging of wood surfaces.

When storing your wood furniture, please follow the following guidelines:

- Do not store products in trailers.
- Store products in areas that simulate office temperatures (60°F to 90°F).
- Store products in areas that maintain constant, office-like humidity levels.
- Keep product away from light. Cover products to make sure they are not exposed to light.

Steelcase Surfaces**Veneer**

Veneers are matched for proper balance and consistency. Veneers are available quarter cut, except for Oak, which is rift cut. Refer to the *Surface Materials Reference Manual* for descriptions of each cut.

Applies to:

- Ottoman round legs
- V1AC Natural Cherry
- V1AM Clear Maple
- V1EW Dark Walnut

Applies to:

- Big Table

Open-pore finish is a medium gloss finish that leaves the wood grain texture visible to the eye and distinguishable to the touch.

E = Excluded

Surface Materials, continued

Veneer**Wood Group 1****Flat-cut open-pore**

- 3062 FC/OP Graphite Walnut
- 3402 FC/OP Clear Cherry (Aged)
- 3412 FC/OP Natural Cherry **E**
- 3422 FC/OP Medium Cherry
- 3522 FC/OP Clear Maple
- 3592 FC/OP Blonde on Maple **E**
- 3702 FC/OP Clear Walnut
- 3712 FC/OP Natural Walnut
- 3752 FC/OP Medium Walnut **E**
- 3762 FC/OP Dark Walnut
- 3772 FC/OP Medium Mahogany on Walnut

Flat-Cut Open-Pore, Natural Veneer

- 3342 FC/OP Black Walnut
- 35A2 FC/OP Blanch Maple
- 37A2 FC/OP Thunder Walnut

Quarter-Cut Open-Pore

- 3042 QC/OP Ash **E**
- 3222 QC/OP Clear Maple
- 3292 QC/OP Blonde on Maple **E**
- 3302 QC/OP Clear Walnut
- 3312 QC/OP Natural Walnut
- 3352 QC/OP Medium Walnut **E**
- 3362 QC/OP Dark Walnut
- 3372 QC/OP Medium Mahogany on Walnut
- 3382 QC/OP Graphite Walnut

Quarter-Cut Open-Pore, Natural Veneer

- 32A2 QC/OP Blanch Maple
- 33A2 QC/OP Thunder Walnut
- 3392 QC/OP Black Walnut

Rift-Cut Open-Pore

- 3602 RC/OP Desert Oak

Rift-Cut Full-Fill, Natural Veneer

- 36A2 RC/OP Volcanic Oak

Wood Group 3**Flat-Cut Open-Pore, Natural Veneer**

- 3082 FC/OP Washed Walnut

Wood Group 1**Open-Pore Planked Veneer**

- 3P41 OP Planked Cherry
- 3P51 OP Planked Maple
- 3P61 OP Planked Oak
- 3P71 OP Planked Walnut
- 3VFX OP Unmarked Oak

Tip: Known for its uniqueness, planked veneer has intentional and natural variations that include, but are not limited to: character marks, grain pattern, color, and natural color aging.

E = Excluded

Full-Fill

Full-fill finish is a medium-gloss finish that completely fills the grain texture, yet allows the grain pattern to be seen. The wood has a lustrous, satiny look, and it is smooth to the touch. This finish is available on the wood worksurface or field-installed top only.

Wood Group 2**Flat-Cut Full-Fill**

- 3064 FC/FF Graphite Walnut **E**
- 3404 FC/FF Clear Cherry (Aged) **E**
- 3414 FC/FF Natural Cherry **E**
- 3424 FC/FF Medium Cherry **E**
- 3524 FC/FF Clear Maple **E**
- 3544 FC/FF Blonde on Maple **E**
- 3704 FC/FF Clear Walnut **E**
- 3714 FC/FF Natural Walnut **E**
- 3754 FC/FF Medium Walnut **E**
- 3764 FC/FF Dark Walnut **E**
- 3774 FC/FF Medium Mahogany on Walnut **E**

Flat-Cut Full-Fill, Natural Veneer

- 3734 FC/FF Black Walnut **E**

Quarter-Cut Full-Fill

- 3224 QC/FF Clear Maple **E**
- 3294 QC/FF Blonde on Maple **E**
- 3304 QC/FF Clear Walnut **E**
- 3314 QC/FF Natural Walnut **E**
- 3354 QC/FF Medium Walnut **E**
- 3364 QC/FF Dark Walnut **E**
- 3374 QC/FF Medium Mahogany on Walnut **E**
- 3384 QC/FF Graphite Walnut **E**

Quarter-Cut Full-Fill, Natural Veneer

- 3394 QC/FF Black Walnut **E**

Rift-Cut Full-Fill

- 3604 RC/FF Desert Oak **E**

Wood Group 3**Flat-Cut Full-Fill, Natural Veneer**

- 3084 FC/FF Washed Walnut **E**

Premium Veneers

A selection of Premium veneers in this collection are available on most Steelcase brand products. The collection will be available as close to standard leadtimes as possible. However, because adequate supplies of veneer and solids must be secured, all orders will be scheduled individually. Leadtimes will vary based on Premium veneer and Premium solids availability at the time the order is placed. The collection is available as Wood Group 3 as part of our Select Surfaces program, and supported like standard veneers to make ordering easy. Please see the Steelcase surface materials section on village.steelcase.com for sample information and product line availability. All premium veneers are in clear-coat.

Wood Group 3**Quarter-Cut Open-Pore**

- 3832 QC/OP Figured Anegre

Select Surfaces**Composite Veneer**

Composite veneers are an engineered wood intended to create specific grain patterns and characteristics. They are pre-stained and finished with Steelcase's Clarity water-borne UV topcoat, which protects the environment while providing durability and clarity. Only open-pore finishes are available on composite wood. Composite veneer and matching edge bands are available on most Steelcase brand products. Composites, for use as a solid nosing substitute, are not available. Steelcase does not recommend mixing composite veneers with natural solid nosings because composite and natural wood grain and color matching are rarely compatible. Composite veneers are Select Surfaces as Wood Group 1 pricing.

Composite Veneer Group 1**Composite Flat-Cut Open-Pore**

- 3JDX FC/OP Oak Composite
- 3JJX FC/OP Walnut Composite
- 3LAX FC/OP Graphite on Oak Composite
- 3LCX FC/OP Medium Cherry on Cherry Composite

Composite Quarter-Cut Open-Pore

- 3F8X QC/OP European Walnut Composite
- 3GGX QC/OP Zebrano Composite
- 3HGX QC/OP Oak Composite
- 3HVX QC/OP Walnut Composite
- 3LBX QC/OP Clear Walnut on Walnut Composite
- 3LDX QC/OP Natural Walnut on Walnut Composite
- 3ZNX QC/OP Night Cerused Oak Composite

Composite Veneer Group 2**Composite Flat-Cut Open-Pore**

- 3LHX FC/OP Espresso on Walnut Composite

Composite Quarter-Cut Open-Pore

- 3LEX QC/OP Desert Oak on Oak Composite
- 3LGX QC/OP Chai on Walnut Composite
- 3LJX QC/OP Ebony on Walnut Composite

Upholstery

Applies to:

- Lounges, Wedge, and Ottoman

Not every upholstery is available on every chair.

Please refer to the upholstery matrix on page 521 before specifying.

Price Group 1

Buzz2

Era

Jacks **E**

Link

Price Group 2

Cogent: Connect

Foundation

Stand In

Price Group 3

Billiard Multi-Use by

Designtex

Gaja

Redeem

Retrieve

Price Group 5

Bo Peep

Remix

Silk

Price Group 6

Brisa

Select Surfaces

For information on products within Select Surfaces, including accent paints and fabrics from Designtex, Gabriel, Kvadrat, and Pollack, please refer to the *Surface Materials Reference Manual* or visit www.steelcase.com/surface-materials under the Select Surfaces section.

Custom Surfaces

Price Group COM (Customer's Own Material)

Fabric Approval and Yardage

To confirm whether a particular COM material has already been tested for use on a specific Steelcase product or to determine actual yardage requirements:

- Visit www.steelcase.com

For additional information regarding Customer's Own Material,

call 1.888.STEELCASE (1.888.783.3522) or send an e-mail to lineone@steelcase.com.

Customer's Own Material (COM) Program

The Customer's Own Material (COM) program offers the opportunity for customers to select fabrics that are not offered through the standard Steelcase surface materials program for use on Steelcase products. Once approved, you can place your order. Steelcase will facilitate the entire ordering process and give you a production schedule. Steelcase will order the COM fabric directly from the textile manufacturer.

For up-to-date information regarding fabric test results for all COM fabrics and details regarding yardage requirements for most seating lines, visit the COM website on www.steelcase.com. COMs are not covered under the Steelcase warranty.

Soil Retardants

Soil retardants are treatments that provide long-term soil and stain resistance to a fabric without affecting the shade or the integrity of the fabric.

The following Steelcase Textiles fabrics are available pre-treated with soil retardant:

- Jacks **E**
- Link

E = Excluded



Understanding and Specifying Move 490 Series Multi-Use Seating

Product Details

Move 490 Series	196
Dimensions	198

Specifying

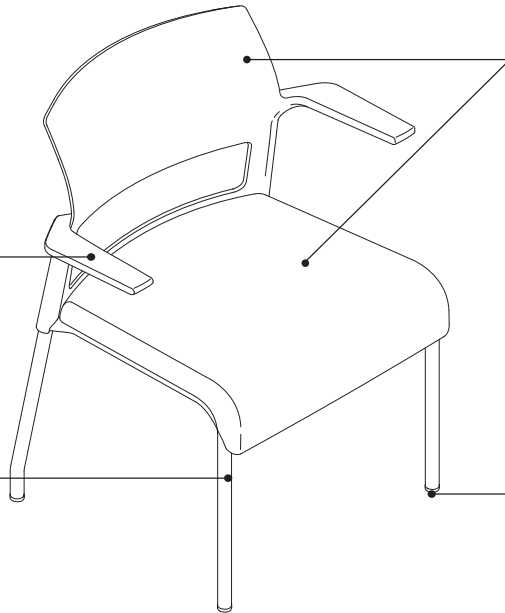
Multi-Use Chairs	200
Multi-Use Stools	204
Perching Stools	208
Accessories	211

Move 490 Series

Move chairs are guest chairs that also stack. Live dynamic seat, open cantilever arm design, light weight, and strength make Move a logical choice for multipurpose areas. Move's simple design complements a broad range of work settings.

Arms are cantilevered and will easily clear the front edge of a worksurface or table. The open cantilever design of the arms allows alternative postures and sitting positions.

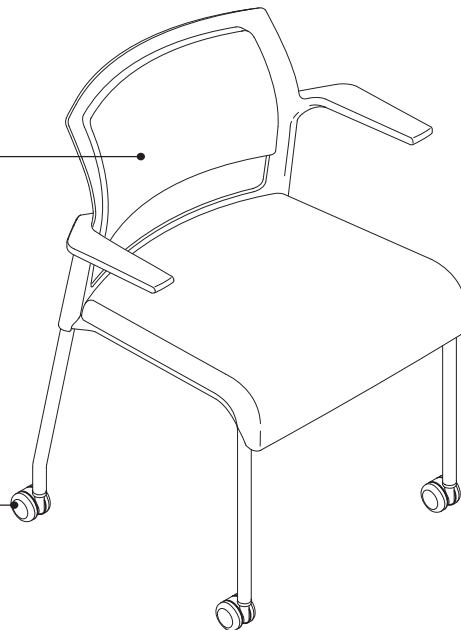
Steel frame is monochromatic.



Seat and back are available in plastic or with an upholstered cushion.

Plastic glides have a hard plastic insert.

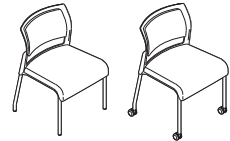
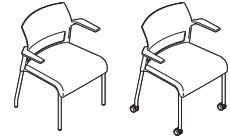
Upholstered back is available on selected styles.



Casters have hard, dual wheels that roll smoothly on carpets. Soft, dual-wheel casters are available for use on hard floor or chair mats. Casters are available in black only.

Tip: Do not roll the chair across asphalt during installation as this may damage the casters.

Product Details

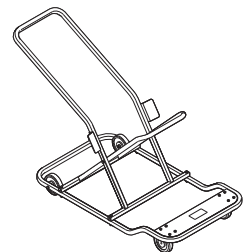


Chairs and stools have a leg-base and are available with glides or casters, and with or without arms.

Stackability for leg base chair models is five high on the floor. Stools do not stack.

Plastic glides with hard plastic inserts are recommended for carpeted surfaces.

Soft felt glides for use on non-carpeted surfaces are available as an option.



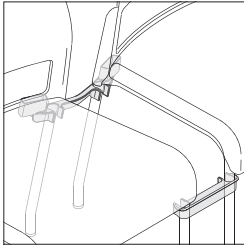
Transport and storage dolly is available to stack, move, and store up to 10 chairs.

Unloaded transport dolly measures 58½"D x 25½"W x 37½"H.

Fully loaded transport dolly measures 58½"D x 25½"W x 58½"H.

Product Weight

- Move chair: 16.4 pounds



Ganging and alignment device is available to link leg-base chairs together in the field for evenly spaced rows. Chairs can be separated easily. Spacing between chairs linked with alignment device is 4" for chairs with no arms and 7" for chairs with arms.



Move wall saver is available to prevent the back of the chair from making contact with the wall.

Surface Materials

► See surface materials on page 520 for specific availability or refer to the *Surface Materials Reference Manual* for further information.

Frame

- 0835 Black
- 1ATT Cast Shadow
- 4799 Platinum Metallic
- 7239 Midnight
- 4B20 Obsidian
- 4B22 Matte Brass
- 4B23 Burnished Bronze
- 4B24 Night Bronze
- 4B25 Matte Copper
- 4B26 Smoked Mica
- 4B29 Cast Iron

Arms

- Plastic

Back shell and seat

- 6009 Arctic White
- 6059 Sterling Dark Solid
- 6205 Black
- 6249 Platinum Solid
- 6259 Midnight
- 6332 Citron
- 6335 Wasabi
- 6336 Jazz
- 6337 Element
- 6338 Chili Red
- 6BD1 Aubergine
- 6BD3 Jungle
- 6BD5 Honey
- 6BD6 Lagoon
- 6BD7 Saffron
- 6BE1 Ore

Upholstery

- Fabric
- Fabric with soil retardant treatment (option)
- Leather
- Elmosoft leather
- Select Surfaces leather
- Vinyl

Casters

- Black only

Glides

- Hard glides—Polyethylene
- Soft glides—wool felt
- Plastic with hard plastic inserts come standard on multi-use chairs when specified with glides. Soft glides are available as an option.

Wall saver

- 6644 Fusion Dark only

All Steelcase seating with standard upholstery fabrics

complies with requirements of the State of California Technical Bulletin 117-2013. All standard seating is labeled to be in compliance with California 117-2013.

Programs & Services

► See the *Surface Materials Reference Manual* for further detail about programs and services offered for seating.

Select Surfaces

For information on products within Select Surfaces, including accent paints, Signature plastics, and fabrics from Designtex, Gabriel, Kvadrat, and Pollack, please refer to the *Surface Materials Reference Manual* or visit www.steelcase.com/selectsurfaces.

Custom Surfaces

The Customer's Own Material (COM) Program offers the opportunity for customers to select fabrics that are not offered through the standard Steelcase surface materials program for use on Steelcase products. Through the COM program, Steelcase will test your materials for application on Steelcase products. Once approved, you can place your order. Steelcase will facilitate the entire ordering process and give you a production schedule. Steelcase will order the COM fabric directly from the textile manufacturer. For up-to-date information regarding fabric test results for all COM fabrics and details regarding yardage requirements for most Seating lines, visit the COM website. To locate the COM website:

- Visit www.steelcase.com

Soil retardants are treatments that provide long-term soil and stain resistance to a fabric without affecting the shade or the integrity of the fabric. The following Steelcase Textiles are available pre-treated with soil retardant. (You do not need to select the soil-retardant option for these fabrics and incur the upcharge.)

- Jacks
- Link

For information on soil retardant fabrics on Select Surfaces, please refer to the *Surface Materials Reference Manual*.

Soil-retardant treatment is available on all other seating fabrics at an additional upcharge per seating unit. To order this option, please select "Soil-Retardant Treatment" under "Optional Accessories."

For soil-retardant treatment on COMs, please select "Soil-Retardant Treatment" under "Optional Accessories." Minimums or additional yardage may be required. Please contact the vendor directly for specific information.

Extended lead times may be necessary for this service.

Contact your Steelcase Solutions Fulfillment Team Representative at 1.888.STEELCASE (1.888.783.3522) or send an email to lineone@steelcase.com.

Local codes may have special requirements for upholstery.

Dimensions

► Page 198

Resources

Printed Materials

► Move Brochure (10-0002807)

Online Resources

► Product Environmental Profiles, which provide key environmental attributes and product certifications can be found by searching for Steelcase at *Origin.build*.

Dimensions

Move 490 Series

Features	Overall Depth	Width	Height	Seat Depth	Functional Seat Depth	Seat Width	Seat Height from Floor	Back Width	Back Height from Seat
Move 490 Series									
Chair with Arms									
	20¼"	25¾"	31½"	18½"	16⅞"	19"	18½"	19"	15¼"
Plastic Chair with Arms									
	20¼"	25¾"	31½"	18½"	16⅞"	18¼"	18"	19"	15½"
Chair without Arms									
	20¼"	21"	31½"	18½"	16⅞"	19"	18½"	19"	15¼"
Plastic Chair without Arms									
	20¼"	21"	31½"	18½"	16⅞"	18¼"	18"	19"	15½"
Stool with Arms									
	20¼"	25¾"	42½"	18½"	16⅞"	19"	29½"	19"	15¼"
Plastic Stool with Arms									
	20¼"	25¾"	42½"	18½"	16⅞"	18¼"	29"	19"	15½"
Stool without Arms									
	20¼"	21"	42½"	18½"	16⅞"	19"	29½"	19"	15¼"
Plastic Stool without Arms									
	20¼"	21"	42½"	18½"	16⅞"	18¼"	29"	19"	15½"
Perching Stool with Arms									
	20¼"	25¾"	40"	18½"	16⅞"	19"	27"	19"	15¼"
Plastic Perching Stool with Arms									
	20¼"	25¾"	40"	18½"	16⅞"	18¼"	26½"	19"	15½"
Perching Stool without Arms									
	20¼"	21"	40"	18½"	16⅞"	19"	27"	19"	15¼"
Plastic Perching Stool without Arms									
	20¼"	21"	40"	18½"	16⅞"	18¼"	26½"	19"	15½"

• Back Lumbar Height	• Width Between Arms	• Arm to Floor	• Arm Height from Seat	• Arm Length	• Seat Pan Angle	• Angle Between Seat and Back
10"	20½"	25¾"	8¾"	8½"	5°	95°
10"	20½"	25¾"	8¾"	8½"	4°	96°
10"	N.A.	N.A.	N.A.	N.A.	5°	95°
10"	N.A.	N.A.	N.A.	N.A.	4°	96°
10"	20½"	36¾"	8¾"	8½"	5°	95°
10"	20½"	36¾"	8¾"	8½"	4°	96°
10"	N.A.	N.A.	N.A.	N.A.	5°	95°
10"	N.A.	N.A.	N.A.	N.A.	4°	96°
10"	20½"	34¼"	8¾"	8½"	5°	95°
10"	20½"	34¼"	8¾"	8½"	4°	96°
10"	N.A.	N.A.	N.A.	N.A.	5°	95°
10"	N.A.	N.A.	N.A.	N.A.	4°	96°

Move 490 Series

Move 490 Series Multi-Use Chairs



Standard Includes	Required to Specify
<p>▶ Need help? Product details, page 196</p> <ul style="list-style-type: none"> • Frame: 0835 Black paint • Back shell: plastic • Seat shell, if selected: plastic • Upholstery, if selected: fabric price group 1 • Arms, if selected: plastic to match back shell • Glides, if selected: plastic with hard plastic inserts • Hard, dual-wheel casters, if selected: black 	<ol style="list-style-type: none"> 1 Style number 2 Paint color number for frame 3 Plastic color number for back shell 4 Plastic color number for seat shell, if selected 5 Fabric color number for upholstery on seat and back, or seat, if selected 6 Options, if selected (see below) <p>▶ See <i>Surface Materials</i>, page 520.</p>

Options	U.S. Price	Required to Specify
<p>Surface Materials</p> <p>Plastic on seat shell</p> <ul style="list-style-type: none"> • Plastic price group 1 • Plastic price group 2 <hr/> <p>Plastic on back shell</p> <ul style="list-style-type: none"> • Plastic price group 1 • Plastic price group 2 <hr/> <p>Upholstery on seat and back</p> <ul style="list-style-type: none"> • Fabric price group 1 • Fabric price group 2 • Fabric price group 3 • Fabric price group 4 • Fabric price group 5 • Fabric price group 6 • Fabric price group 7 • Fabric price group 8 • Fabric price group 9 • Fabric price group 10 • Steelcase leather upholstery • Select Surfaces leather price group 1 • Elmosoft leather upholstery • Select Surfaces leather price group 2 • Customer's Own Material/Vinyl (COM) • Customer's Own Leather (COL) <hr/> <p>Contrasting upholstery on seat and back</p> <ul style="list-style-type: none"> • Contrasting fabrics <hr/> <p>Contrasting upholstery on seat</p> <ul style="list-style-type: none"> • Fabric price group 1 • Fabric price group 2 • Fabric price group 3 • Fabric price group 4 • Fabric price group 5 • Fabric price group 6 • Fabric price group 7 • Fabric price group 8 • Fabric price group 9 • Fabric price group 10 • Steelcase leather upholstery • Select Surfaces leather price group 1 • Elmosoft leather upholstery • Select Surfaces leather price group 2 • Customer's Own Material/Vinyl (COM) • Customer's Own Leather (COL) 	<p>No cost</p> <p>+\$ 36</p> <hr/> <p>No cost</p> <p>+\$ 36</p> <hr/> <p>No cost</p> <p>+\$ 40</p> <p>+\$ 78</p> <p>+\$109</p> <p>+\$135</p> <p>+\$193</p> <p>+\$270</p> <p>+\$359</p> <p>+\$424</p> <p>+\$493</p> <p>+\$279</p> <p>+\$279</p> <p>+\$326</p> <p>+\$326</p> <p>No cost</p> <p>No cost</p> <hr/> <p>+\$ 49</p> <hr/> <p>No cost</p> <p>+\$ 23</p> <p>+\$ 37</p> <p>+\$ 53</p> <p>+\$ 68</p> <p>+\$ 95</p> <p>+\$135</p> <p>+\$178</p> <p>+\$213</p> <p>+\$247</p> <p>+\$140</p> <p>+\$140</p> <p>+\$162</p> <p>+\$162</p> <p>No cost</p> <p>No cost</p>	<p>Specify color number.</p> <p>▶ See <i>Surface Materials</i>, page 520.</p> <p>Specify color number.</p> <p>▶ See <i>Surface Materials</i>, page 520.</p> <hr/> <p>Specify color number.</p> <p>▶ See <i>Surface Materials</i>, page 520.</p> <p>Specify color number.</p> <p>▶ See <i>Surface Materials</i>, page 520.</p> <hr/> <p>Specify fabric color number.</p> <p>Specify fabric color number.</p> <p>Specify fabric color number.</p> <p>Specify fabric color number.</p> <p>Specify fabric color number.</p> <p>Specify fabric color number.</p> <p>Specify fabric color number.</p> <p>Specify fabric color number.</p> <p>Specify fabric color number.</p> <p>Specify fabric color number.</p> <p>Specify leather color number.</p> <p>▶ See <i>Surface Materials Reference Manual</i>.</p> <p>Specify Elmosoft leather color number.</p> <p>▶ See <i>Surface Materials Reference Manual</i>.</p> <p>▶ See <i>Surface Materials Reference Manual</i>.</p> <p>Specify leather color number.</p> <hr/> <p>Add suffix K to the style number and specify fabric color numbers.</p> <hr/> <p>Specify fabric color number.</p> <p>Specify fabric color number.</p> <p>Specify fabric color number.</p> <p>Specify fabric color number.</p> <p>Specify fabric color number.</p> <p>Specify fabric color number.</p> <p>Specify fabric color number.</p> <p>Specify fabric color number.</p> <p>Specify fabric color number.</p> <p>Specify fabric color number.</p> <p>Specify leather color number.</p> <p>▶ See <i>Surface Materials Reference Manual</i>.</p> <p>Specify Elmosoft leather color number.</p> <p>▶ See <i>Surface Materials Reference Manual</i>.</p> <p>▶ See <i>Surface Materials Reference Manual</i>.</p> <p>Specify leather color number.</p>

▶ Detailed dimensions, page 198

 **For Canadian Pricing**
 Multiply U.S. Price by the Canadian price factor.
 ▶ See page 1 for details.

▶ Options, continued on next page

► Options, continued from previous page

Options	U.S. Price	Required to Specify
Surface Materials, continued		
Contrasting upholstery on back		
• Fabric price group 1	No cost	Specify fabric color number.
• Fabric price group 2	+\$ 23	Specify fabric color number.
• Fabric price group 3	+\$ 37	Specify fabric color number.
• Fabric price group 4	+\$ 52	Specify fabric color number.
• Fabric price group 5	+\$ 68	Specify fabric color number.
• Fabric price group 6	+\$ 95	Specify fabric color number.
• Fabric price group 7	+\$135	Specify fabric color number.
• Fabric price group 8	+\$178	Specify fabric color number.
• Fabric price group 9	+\$213	Specify fabric color number.
• Fabric price group 10	+\$246	Specify fabric color number.
• Steelcase leather upholstery	+\$140	Specify leather color number.
• Select Surfaces leather price group 1	+\$140	Specify leather color number.
• Elmosoft leather upholstery	+\$159	Specify leather color number.
• Select Surfaces leather price group 2	+\$159	Specify leather color number.
• Customer's Own Material/Vinyl (COM)	No cost	► See <i>Surface Materials Reference Manual</i> .
• Customer's Own Leather (COL)	No cost	Specify leather color number.
Soil-retardant treatment	+\$ 38	Specify <i>with soil-retardant treatment</i> .
Frame		
• 7239 Midnight	No cost	Specify <i>with 7239 Midnight</i> .
• 4799 Platinum Metallic	+\$ 92	Specify <i>with 4799 Platinum Metallic</i> .
• 1ATT Cast Shadow	+\$127	Specify <i>with 1ATT Cast Shadow</i> .
• Lux Coatings	+\$127	Specify Lux Coatings color number.
Glides	• Soft felt glides for use on non-carpeted floors	+\$ 7 Specify <i>with soft glides</i> .
Casters	• Soft, dual-wheel casters for use on hard floors	+\$ 38 Specify <i>with soft casters</i> .

Specification Information

Style Number	U.S. Base Price

Upholstered Seat without Arms

With Glides

490410	\$466

With Casters

490410C	\$546

► Specification Information, continued on next page



Tip: Plastic finish number must be specified for both seat and back on plastic styles.



For Canadian Pricing
Multiply U.S. Price by the Canadian price factor.
► See page 1 for details.

► **Specification Information, continued from previous page**

Specification Information

Style Number	U.S. Base Price
--------------	-----------------

Upholstered Back and Seat without Arms

With Glides

490410U	\$558
----------------	-------

With Casters

490410UC	\$638
-----------------	-------

Plastic Back and Seat without Arms

With Glides

490410P	\$369
----------------	-------

With Casters

490410CP	\$449
-----------------	-------

Upholstered Seat with Arms

With Glides

490412	\$558
---------------	-------

With Casters

490412C	\$638
----------------	-------

► **Specification Information, continued on next page**



Tip: Plastic finish number must be specified for both seat and back on plastic styles.



For Canadian Pricing

Multiply U.S. Price by the Canadian price factor.

► See page 1 for details.

► Specification Information, continued from previous page

Specification Information

Style Number	U.S. Base Price
--------------	-----------------

Upholstered Back and Seat with Arms

With Glides

490412U	\$650
----------------	-------

With Casters

490412UC	\$730
-----------------	-------

Plastic Back and Seat with Arms

With Glides

490412P	\$461
----------------	-------

With Casters

490412CP	\$541
-----------------	-------



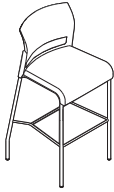
Tip: Plastic finish number must be specified for both seat and back on plastic styles.

Move 490 Series



For Canadian Pricing
Multiply U.S. Price by the Canadian price factor.
► See page 1 for details.

Move 490 Series Multi-Use Stools



Standard Includes	Required to Specify
<p>▶ Need help? Product details, page 196</p> <ul style="list-style-type: none"> • Frame: 0835 Black paint • Back shell: plastic • Seat shell, if selected: plastic • Upholstery, if selected: fabric price group 1 • Arms, if selected: plastic to match back shell • Glides, if selected: plastic with hard plastic inserts • Hard, dual-wheel casters, if selected: black 	<ol style="list-style-type: none"> 1 Style number 2 Paint color number for frame 3 Plastic color number for back shell 4 Plastic color number for seat shell, if selected 5 Fabric color number for upholstery on seat and back, or seat, if selected 6 Options, if selected (see below) <p>▶ See <i>Surface Materials</i>, page 520.</p>

Surface Materials	Options	U.S. Price	Required to Specify
	<p>Plastic on seat shell</p> <ul style="list-style-type: none"> • Plastic price group 1 • Plastic price group 2 	<p>No cost</p> <p>+\$ 36</p>	<p>Specify color number.</p> <p>▶ See <i>Surface Materials</i>, page 520.</p> <p>Specify color number.</p> <p>▶ See <i>Surface Materials</i>, page 520.</p>
	<p>Plastic on back shell</p> <ul style="list-style-type: none"> • Plastic price group 1 • Plastic price group 2 	<p>No cost</p> <p>+\$ 36</p>	<p>Specify color number.</p> <p>▶ See <i>Surface Materials</i>, page 520.</p> <p>Specify color number.</p> <p>▶ See <i>Surface Materials</i>, page 520.</p>
	<p>Upholstery on seat and back</p> <ul style="list-style-type: none"> • Fabric price group 1 • Fabric price group 2 • Fabric price group 3 • Fabric price group 4 • Fabric price group 5 • Fabric price group 6 • Fabric price group 7 • Fabric price group 8 • Fabric price group 9 • Fabric price group 10 • Steelcase leather upholstery • Select Surfaces leather price group 1 • Elmosoft leather upholstery • Select Surfaces leather price group 2 • Customer's Own Material/Vinyl (COM) • Customer's Own Leather (COL) 	<p>No cost</p> <p>+\$ 40</p> <p>+\$ 78</p> <p>+\$109</p> <p>+\$135</p> <p>+\$193</p> <p>+\$270</p> <p>+\$359</p> <p>+\$424</p> <p>+\$493</p> <p>+\$279</p> <p>+\$279</p> <p>+\$326</p> <p>+\$326</p> <p>No cost</p> <p>No cost</p>	<p>Specify fabric color number.</p> <p>Specify fabric color number.</p> <p>Specify fabric color number.</p> <p>Specify fabric color number.</p> <p>Specify fabric color number.</p> <p>Specify fabric color number.</p> <p>Specify fabric color number.</p> <p>Specify fabric color number.</p> <p>Specify fabric color number.</p> <p>Specify fabric color number.</p> <p>Specify fabric color number.</p> <p>Specify leather color number.</p> <p>▶ See <i>Surface Materials Reference Manual</i>. Specify Elmosoft leather color number.</p> <p>▶ See <i>Surface Materials Reference Manual</i>.</p> <p>▶ See <i>Surface Materials Reference Manual</i>. Specify leather color number.</p>
	<p>Contrasting upholstery on seat and back</p> <ul style="list-style-type: none"> • Contrasting fabrics 	<p>+\$ 49</p>	<p>Add suffix K to the style number and specify fabric color numbers.</p>
	<p>Contrasting upholstery on seat</p> <ul style="list-style-type: none"> • Fabric price group 1 • Fabric price group 2 • Fabric price group 3 • Fabric price group 4 • Fabric price group 5 • Fabric price group 6 • Fabric price group 7 • Fabric price group 8 • Fabric price group 9 • Fabric price group 10 • Steelcase leather upholstery • Select Surfaces leather price group 1 • Elmosoft leather upholstery • Select Surfaces leather price group 2 • Customer's Own Material/Vinyl (COM) • Customer's Own Leather (COL) 	<p>No cost</p> <p>+\$ 23</p> <p>+\$ 37</p> <p>+\$ 53</p> <p>+\$ 68</p> <p>+\$ 95</p> <p>+\$135</p> <p>+\$178</p> <p>+\$213</p> <p>+\$247</p> <p>+\$140</p> <p>+\$140</p> <p>+\$162</p> <p>+\$162</p> <p>No cost</p> <p>No cost</p>	<p>Specify fabric color number.</p> <p>Specify fabric color number.</p> <p>Specify fabric color number.</p> <p>Specify fabric color number.</p> <p>Specify fabric color number.</p> <p>Specify fabric color number.</p> <p>Specify fabric color number.</p> <p>Specify fabric color number.</p> <p>Specify fabric color number.</p> <p>Specify fabric color number.</p> <p>Specify fabric color number.</p> <p>Specify leather color number.</p> <p>▶ See <i>Surface Materials Reference Manual</i>. Specify Elmosoft leather color number.</p> <p>▶ See <i>Surface Materials Reference Manual</i>.</p> <p>▶ See <i>Surface Materials Reference Manual</i>. Specify leather color number.</p>

▶ Options, continued on next page

▶ Detailed dimensions, page 198



For Canadian Pricing
 Multiply U.S. Price by the Canadian price factor.
 ▶ See page 1 for details.

► Options, continued from previous page

Options	U.S. Price	Required to Specify
Surface Materials, continued		
Contrasting upholstery on back		
• Fabric price group 1	No cost	Specify fabric color number.
• Fabric price group 2	+\$ 23	Specify fabric color number.
• Fabric price group 3	+\$ 37	Specify fabric color number.
• Fabric price group 4	+\$ 52	Specify fabric color number.
• Fabric price group 5	+\$ 68	Specify fabric color number.
• Fabric price group 6	+\$ 95	Specify fabric color number.
• Fabric price group 7	+\$135	Specify fabric color number.
• Fabric price group 8	+\$178	Specify fabric color number.
• Fabric price group 9	+\$213	Specify fabric color number.
• Fabric price group 10	+\$246	Specify fabric color number.
• Steelcase leather upholstery	+\$140	Specify leather color number.
• Select Surfaces leather price group 1	+\$140	Specify leather color number.
• Elmosoft leather upholstery	+\$159	Specify leather color number.
• Select Surfaces leather price group 2	+\$159	Specify leather color number.
• Customer's Own Material/Vinyl (COM)	No cost	► See <i>Surface Materials Reference Manual</i> .
• Customer's Own Leather (COL)	No cost	Specify leather color number.
Soil-retardant treatment	+\$ 38	Specify with soil-retardant treatment.
Frame		
• 7239 Midnight	No cost	Specify with 7239 Midnight.
• 4799 Platinum Metallic	+\$ 92	Specify with 4799 Platinum Metallic.
• 1ATT Cast Shadow	+\$127	Specify with 1ATT Cast Shadow.
• Lux Coatings	+\$127	Specify Lux Coatings color number.
Glides		
• Soft felt glides for use on non-carpeted floors	+\$ 7	Specify with soft glides.
Casters		
• Soft, dual-wheel casters for use on hard floors	+\$ 38	Specify with soft casters.

Specification Information

Style Number	U.S. Base Price

Upholstered Seat without Arms

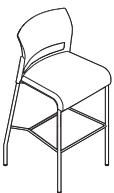
With Glides

490710	\$836

With Casters

490710C	\$916

► Specification Information, continued on next page



 **For Canadian Pricing**
Multiply U.S. Price by the Canadian price factor.
► See page 1 for details.

Move 490 Series Multi-Use Stools, continued

► Specification Information, continued from previous page

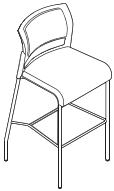
Specification Information

Style Number	U.S. Base Price
--------------	-----------------

Upholstered Back and Seat without Arms

With Glides

490710U	\$ 928
---------	--------



With Casters

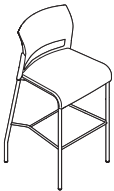
490710UC	\$1008
----------	--------



Plastic Back and Seat without Arms

With Glides

490710P	\$ 724
---------	--------



With Casters

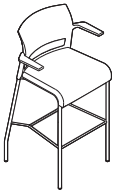
490710CP	\$ 804
----------	--------



Upholstered Seat with Arms

With Glides

490712	\$ 928
--------	--------



With Casters

490712C	\$1008
---------	--------



► Specification Information, continued on next page

Tip: Plastic finish number must be specified for both seat and back on plastic styles.

► Specification Information, continued from previous page

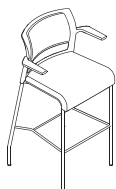
Specification Information

Style Number	U.S. Base Price
--------------	-----------------

Upholstered Back and Seat with Arms

With Glides

490712U	\$1020
----------------	--------



With Casters

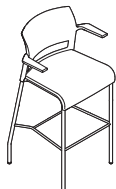
490712UC	\$1100
-----------------	--------



Plastic Back and Seat with Arms

With Glides

490712P	\$ 816
----------------	--------



With Casters

490712CP	\$ 896
-----------------	--------

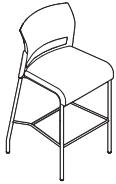


Tip: Plastic finish number must be specified for both seat and back on plastic styles.

Move 490 Series

 **For Canadian Pricing**
Multiply U.S. Price by the Canadian price factor.
► See page 1 for details.

Move 490 Series Perching Stools



Tip: Move 490 Series stools do not stack.

Standard Includes	Required to Specify
<ul style="list-style-type: none"> ▶ Need help? Product details, page 196 • Frame: 0835 Black paint • Back shell: plastic • Seat shell, if selected: plastic • Upholstery, if selected: fabric price group 1 • Arms, if selected: plastic to match back shell • Glides, if selected: plastic with hard plastic inserts 	<ol style="list-style-type: none"> 1 Style number 2 Paint color number for frame 3 Plastic color number for back shell 4 Plastic color number for seat shell, if selected 5 Fabric color number for upholstery on seat, if selected 6 Options, if selected (see below) <p>▶ See <i>Surface Materials</i>, page 520.</p>

Options	U.S. Price	Required to Specify
Surface Materials		
Plastic on seat shell		
• Plastic price group 1	No cost	Specify color number. ▶ See <i>Surface Materials</i> , page 520.
• Plastic price group 2	+\$ 36	Specify color number. ▶ See <i>Surface Materials</i> , page 520.
Plastic on back shell		
• Plastic price group 1	No cost	Specify color number. ▶ See <i>Surface Materials</i> , page 520.
• Plastic price group 2	+\$ 36	Specify color number. ▶ See <i>Surface Materials</i> , page 520.
Upholstery on seat and back		
• Fabric price group 1	No cost	Specify fabric color number.
• Fabric price group 2	+\$ 40	Specify fabric color number.
• Fabric price group 3	+\$ 78	Specify fabric color number.
• Fabric price group 4	+\$109	Specify fabric color number.
• Fabric price group 5	+\$135	Specify fabric color number.
• Fabric price group 6	+\$193	Specify fabric color number.
• Fabric price group 7	+\$270	Specify fabric color number.
• Fabric price group 8	+\$359	Specify fabric color number.
• Fabric price group 9	+\$424	Specify fabric color number.
• Fabric price group 10	+\$493	Specify fabric color number.
• Steelcase leather upholstery	+\$279	Specify leather color number.
• Select Surfaces leather price group 1	+\$279	▶ See <i>Surface Materials Reference Manual</i> .
• Elmosoft leather upholstery	+\$326	Specify Elmosoft leather color number.
• Select Surfaces leather price group 2	+\$326	▶ See <i>Surface Materials Reference Manual</i> .
• Customer's Own Material/Vinyl (COM)	No cost	▶ See <i>Surface Materials Reference Manual</i> .
• Customer's Own Leather (COL)	No cost	Specify leather color number.
Contrasting upholstery on seat and back		
• Contrasting fabrics	+\$ 49	Add suffix K to the style number and specify fabric color numbers.
Contrasting upholstery on seat		
• Fabric price group 1	No cost	Specify fabric color number.
• Fabric price group 2	+\$ 23	Specify fabric color number.
• Fabric price group 3	+\$ 37	Specify fabric color number.
• Fabric price group 4	+\$ 53	Specify fabric color number.
• Fabric price group 5	+\$ 68	Specify fabric color number.
• Fabric price group 6	+\$ 95	Specify fabric color number.
• Fabric price group 7	+\$135	Specify fabric color number.
• Fabric price group 8	+\$178	Specify fabric color number.
• Fabric price group 9	+\$213	Specify fabric color number.
• Fabric price group 10	+\$247	Specify fabric color number.
• Steelcase leather upholstery	+\$140	Specify leather color number.
• Select Surfaces leather price group 1	+\$140	▶ See <i>Surface Materials Reference Manual</i> .
• Elmosoft leather upholstery	+\$162	Specify Elmosoft leather color number.
• Select Surfaces leather price group 2	+\$162	▶ See <i>Surface Materials Reference Manual</i> .
• Customer's Own Material/Vinyl (COM)	No cost	▶ See <i>Surface Materials Reference Manual</i> .
• Customer's Own Leather (COL)	No cost	Specify leather color number.

▶ Detailed dimensions, page 198

For Canadian Pricing
Multiply U.S. Price by the Canadian price factor.
▶ See page 1 for details.

▶ Options, continued on next page

► Options, continued from previous page

Options	U.S. Price	Required to Specify
Surface Materials, continued		
Contrasting upholstery on back		
• Fabric price group 1	No cost	Specify fabric color number.
• Fabric price group 2	+\$ 23	Specify fabric color number.
• Fabric price group 3	+\$ 37	Specify fabric color number.
• Fabric price group 4	+\$ 52	Specify fabric color number.
• Fabric price group 5	+\$ 68	Specify fabric color number.
• Fabric price group 6	+\$ 95	Specify fabric color number.
• Fabric price group 7	+\$135	Specify fabric color number.
• Fabric price group 8	+\$178	Specify fabric color number.
• Fabric price group 9	+\$213	Specify fabric color number.
• Fabric price group 10	+\$246	Specify fabric color number.
• Steelcase leather upholstery	+\$140	Specify leather color number.
• Select Surfaces leather price group 1	+\$140	Specify leather color number.
• Elmosoft leather upholstery	+\$159	Specify leather color number.
• Select Surfaces leather price group 2	+\$159	Specify leather color number.
• Customer's Own Material/Vinyl (COM)	No cost	► See <i>Surface Materials Reference Manual</i> .
• Customer's Own Leather (COL)	No cost	Specify leather color number.
Soil-retardant treatment	+\$ 38	Specify with soil-retardant treatment.
Frame		
• 7239 Midnight	No cost	Specify with 7239 Midnight.
• 4799 Platinum Metallic	+\$ 92	Specify with 4799 Platinum Metallic.
• 1ATT Cast Shadow	+\$127	Specify with 1ATT Cast Shadow.
• Lux Coatings	+\$127	Specify Lux Coatings color number.
Glides		
• Soft felt glides for use on non-carpeted floors	+\$ 7	Specify with soft glides.

Specification Information

Style Number	U.S. Base Price
--------------	-----------------

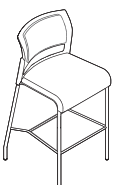
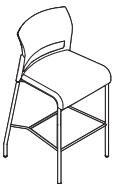
Upholstered Seat without Arms

490510 \$836

Upholstered Back and Seat without Arms

490510U \$928

► Specification Information, continued on next page



Tip: Plastic finish number must be specified for both seat and back on plastic styles.

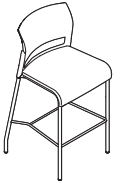


For Canadian Pricing
Multiply U.S. Price by the Canadian price factor.
► See page 1 for details.

► **Specification Information, continued from previous page**

Specification Information

• Style	• U.S.
• Number	• Base
•	• Price
•	•



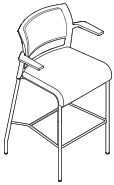
Plastic Back and Seat without Arms

490510P	\$ 724
•	•



Upholstered Seat with Arms

490512	\$ 928
•	•



Upholstered Back and Seat with Arms

490512U	\$1020
•	•



Plastic Back and Seat with Arms

490512P	\$ 816
•	•

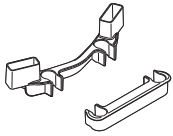
Tip: Plastic finish number must be specified for both seat and back on plastic styles.



For Canadian Pricing
 Multiply U.S. Price by the
 Canadian price factor.
 ► See page 1 for details.

Move 490 Series Accessories

Ganging and Alignment Device



Tip: One pair is required to align two chairs. The 4" device is used for armless chairs and the 7" device is used for chairs with arms.

Standard Includes	Required to Specify
-------------------	---------------------

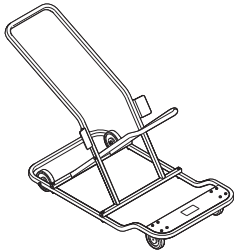
- Alignment device: black plastic only
- Package of two

Style number

Specification Information		
Style Number	Width	U.S. Price

Style Number	Width	U.S. Price
490GA4	4"	\$60
490GA7	7"	\$60

Transport and Storage Dolly



Standard Includes	Required to Specify
-------------------	---------------------

- Transport and storage dolly: black paint only

Style number

Specification Information	
Style Number	U.S. Price

Style Number	U.S. Price
490D	\$1176

Wall Saver



Tip: Wall saver package is for use on Move chair styles only.

Tip: One pair is required for each chair.

Standard Includes	Required to Specify
-------------------	---------------------

- Package of four
- Plastic: 6644 Fusion Dark only

Style number

Specification Information		
Style Number	Width	U.S. Price

Style Number	Width	U.S. Price
490WS	4"	\$81

For Canadian Pricing
Multiply U.S. Price by the Canadian price factor.
▶ See page 1 for details.



Understanding and Specifying Scoop

Multi-Use Seating



Product Details

Scoop	214
Dimensions	215



Specifying

Scoop	216
-------	-----

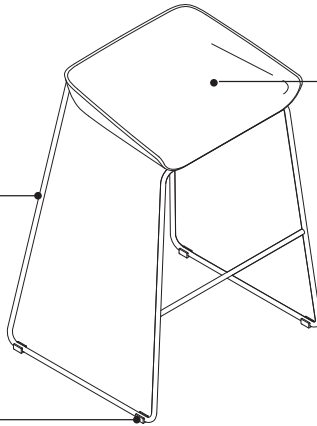


Scoop

Scoop is collaborative seating for teams that helps people move freely, change postures, and stay energized and comfortable.

► Specifying, page 216

Durable wire frame is lightweight and available in multiple finishes.




Glides are standard for use on carpets. Soft glides are available for use on hard floors or chair mats.

Seat is constructed of molded plastic and available in several colors.

Upholstered seat is also available.

Product Details



Stools are available with or without upholstered seat.

Surface Materials

► See surface materials on page 520 for specific availability or refer to the *Surface Materials Reference Manual* for further information.

Dimensions

► Page 215


Dimensions

Scoop

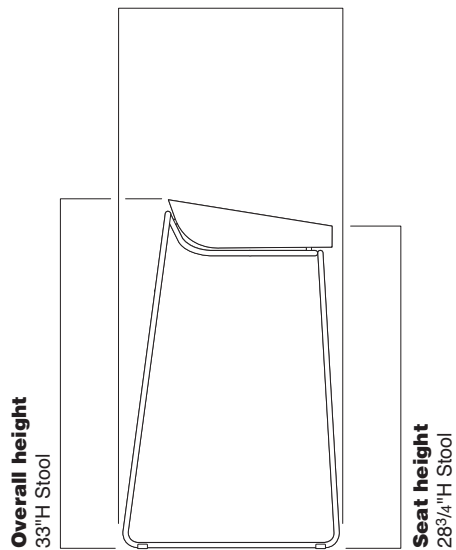
Features	Overall Depth	Width	Height	Functional Seat Depth	Seat Width	Seat Height from Floor	Foot Bar Height
Scoop							
Stools							
	20 ¹ / ₄ "	23"	33"	13 ¹ / ₂ "	17"	28 ³ / ₄ "	12 ³ / ₄ "

Scoop

Overall width
23"W



Overall depth
20¹/₄"D Stool



Scoop

Stools

	Standard Includes	Required to Specify
<ul style="list-style-type: none"> ▶ Need help? Product details, page 214 	<ul style="list-style-type: none"> • Steel wire frame: paint price group 1 • Seat: plastic price group 1 • Upholstered seat, if selected: fabric price group 1 • Glides • Shipped fully assembled 	<ol style="list-style-type: none"> 1 Style number 2 Paint color number for frame 3 Plastic color number for seat 4 Fabric color number for upholstery, if selected 5 Options, if selected (see below) <ul style="list-style-type: none"> ▶ See <i>Surface Materials</i>, page 520.

	Options	U.S. Price	Required to Specify
Surface Materials	Steel wire frame		
	• Paint price group 1	No cost	Specify paint color number.
	• Paint price group 2	+\$ 60	Specify paint color number.
	• Paint price group 3	+\$ 93	Specify paint color number.
	Seat		
	• Plastic price group 1	No cost	Specify plastic color number.
	• Plastic price group 2	+\$ 57	Specify plastic color number.
	Upholstery		
	• Fabric price group 1	No cost	Specify fabric color number.
	• Fabric price group 2	+\$ 13	Specify fabric color number.
	• Fabric price group 3	+\$ 40	Specify fabric color number.
	• Fabric price group 4	+\$ 55	Specify fabric color number.
	• Fabric price group 5	+\$ 66	Specify fabric color number.
	• Fabric price group 6	+\$ 82	Specify fabric color number.
	• Fabric price group 7	+\$ 99	Specify fabric color number.
	• Fabric price group 8	+\$121	Specify fabric color number.
	• Fabric price group 9	+\$148	Specify fabric color number.
	• Fabric price group 10	+\$172	Specify fabric color number.
	• Vinyl	+\$ 13	Specify vinyl color number.
	• Customer's Own Material (COM)	+\$ 25	▶ See <i>Understanding Customer's Own Material (COM)</i> , page 523.
Glides	• Soft glides	No cost	Specify <i>with soft glides</i> .

▶ Detailed dimensions, page 215

Specification Information


Style Number	U.S. Base Price
.....

Stool

TS30701	\$549
.....

Stool with Upholstered Seat

TS30702	\$657
.....



 **For Canadian Pricing**
 Multiply U.S. Price by the Canadian price factor.
 ▶ See page 1 for details.

Understanding and Specifying Regard

General Overview		218	Specifying		
Thought Starters and Applications		220	Base, Bench, Booth, and Wall-Mounted Frames		256
Height Diagram		226	Frame Extensions		258
Understanding			Frame Bracket		259
Base Frames and Frame Extensions		228	Seat and Bench Cushions		260
Seat and Bench Cushions		232	Backs		262
Backs		234	Arms		265
Arms		236	Utility Arms		266
Privacy Screens		238	Privacy Screens		267
Tables		240	Tables		268
Planters and Planter Shelves		241	Planters		269
Desk Cabinet		242	Planter Shelves		270
Booth with Table		244	Desk Cabinet		271
Electrical Components		246	Booth with Table		272
Power Kit Guidelines		249	Electrical Components		273
How to Calculate Power Needs		250			
Ganging Harness Length Guidelines		252			
			Surface Materials		277

Regard General Overview

Regard is a frame-based, modular system of reconfigurable seating elements, privacy screens, tables, desk cabinets, media cabinets, and technology components.

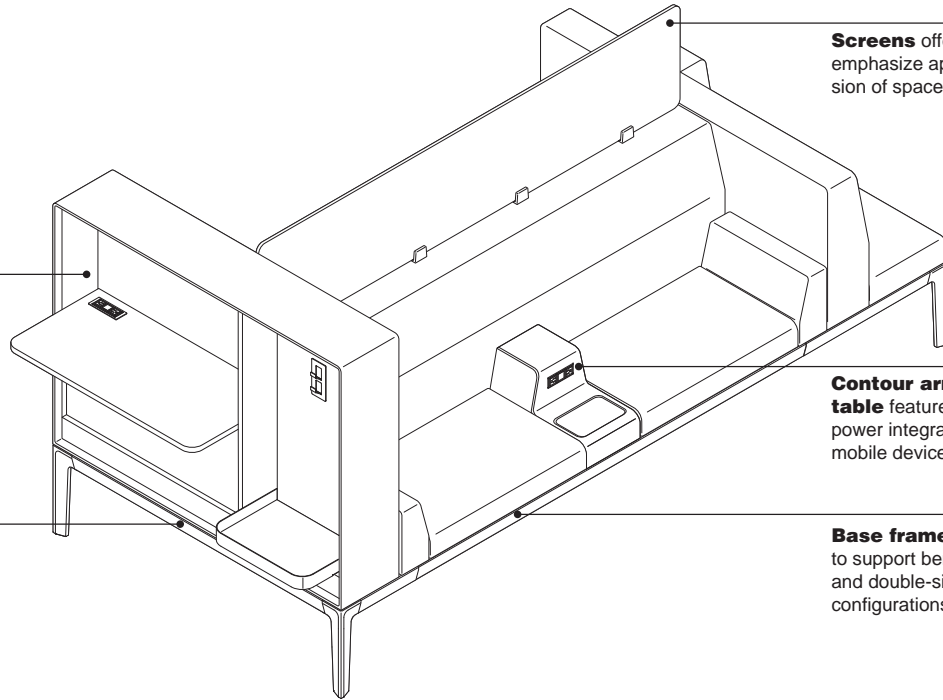
Regard readily accommodates public and personal technology through media and desk cabinets as well as optional power integration.

Regard provides privacy for individuals and groups by incorporating screens, wide arms, and cabinets.

Regard supports a variety of postures from lounge, to seated or perched.

Desk and media cabinets ensure productive waiting and optimize technology support.

Frame extensions are available in 11" and 27½" depths to accommodate desk cabinets, media cabinets, and end-of-run seating.



Screens offer privacy and emphasize appropriate division of space.

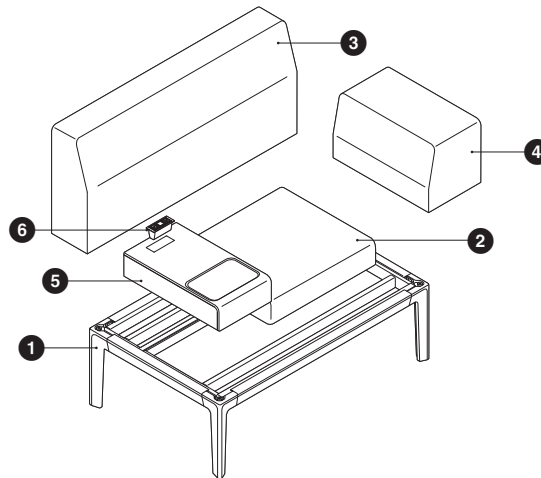
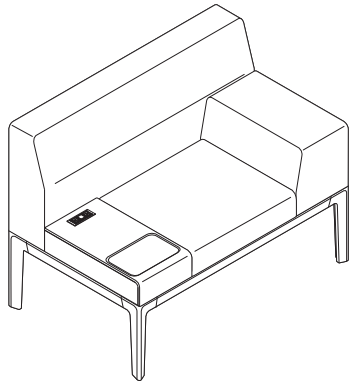
Contour arm and in-line table features optional power integration to support mobile devices.

Base frames are available to support bench, single-, and double-sided configurations.

Regard Thought Starters and Applications

44"W Single-Sided Seating

11"W arm and in-line table provide space for personal belongings and optional technology support.



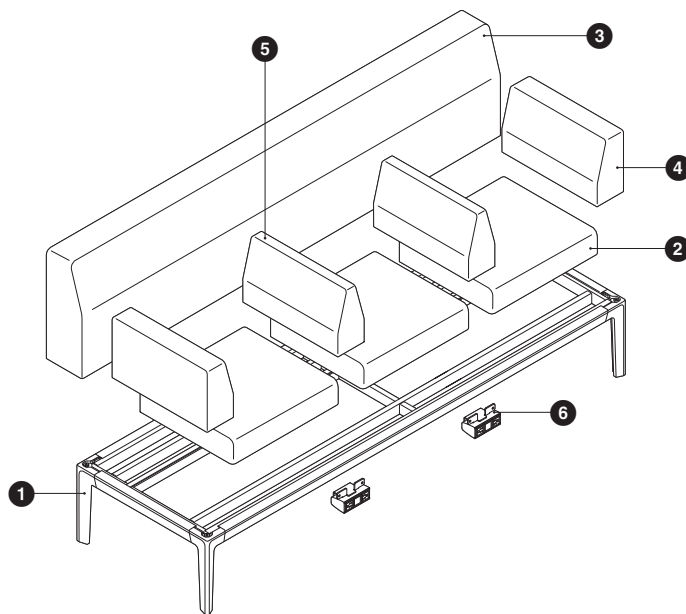
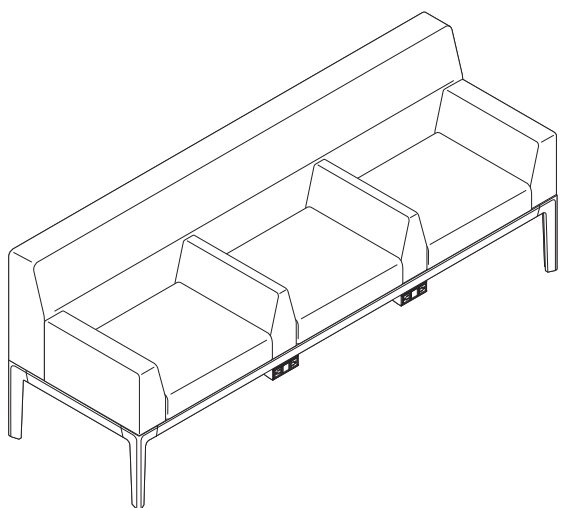
44"W Single-Sided Seating

Recommended Components

	Quantity	Style Number	Description
1	1	HS4FS44	Single-Sided Frame – 27½"D x 44"W
2	1	HS4H22	Seat Cushion – 20"D x 22"W
3	1	HS4BS44	Single-Sided Back – 7½"D x 44"W
4	1	HS4AS11	Single-Sided Arm – 20"D x 11"W
5	1	HS4TL11	In-line Table (with power cutout) – 20"D x 11"W
6	1	HS4VPSDC	Power Strip

88"W Single-Sided Seating

Three-seat unit offers comfortable seating capacity with convenient optional power access.



88"W Single-Sided Seating

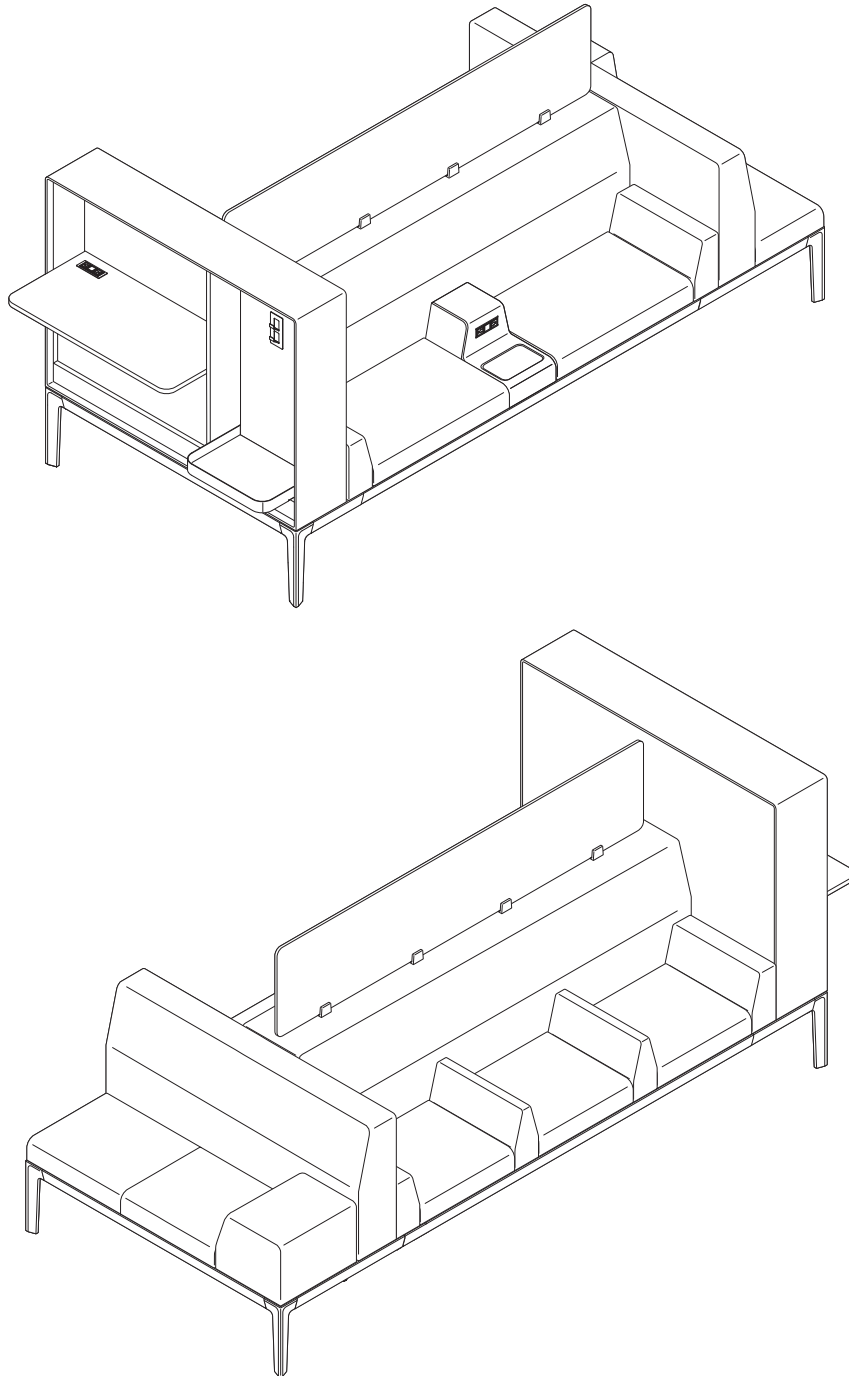
Recommended Components

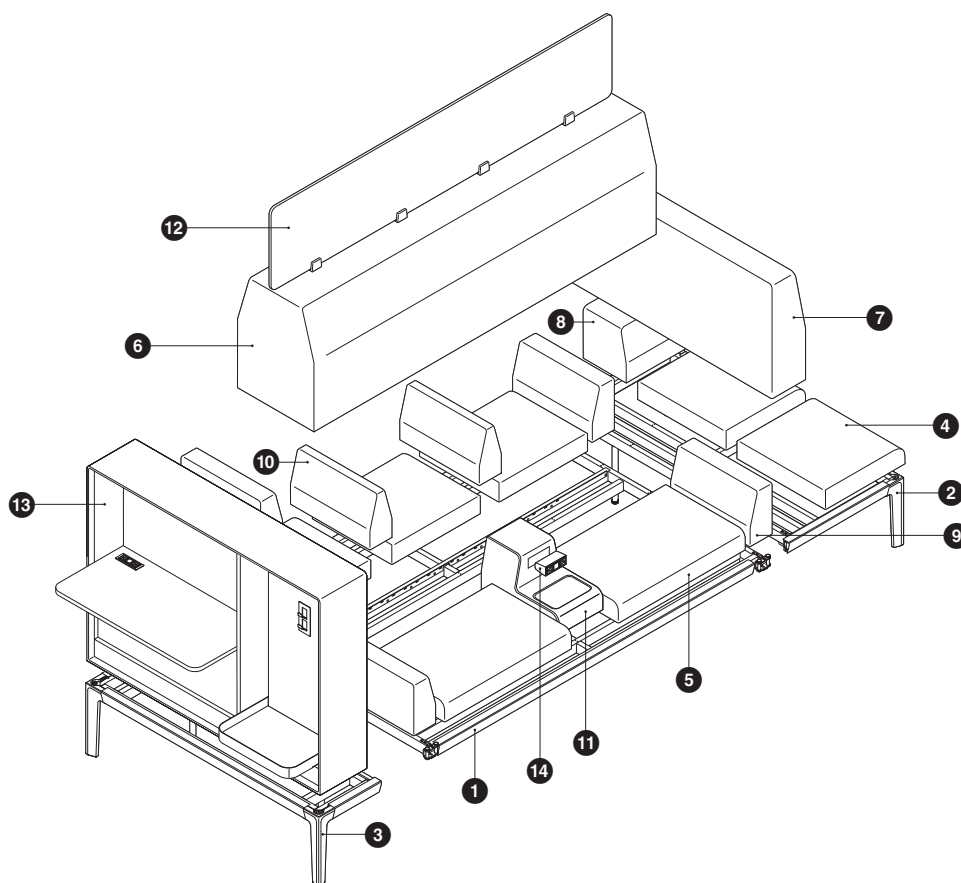
	Quantity	Style Number	Description
①	1	HS4FS88	Single-Sided Frame – 27½"D x 88"W
②	3	HS4H22	Seat Cushion – 20"D x 22"W
③	1	HS4BS88	Single-Sided Back – 7½"D x 88"W
④	2	HS4AS6	Single-Sided Arm – 20"D x 5½"W
⑤	2	HS4AD6	Double-Sided Arm – 20"D x 5½"W
⑥	2	HS4VPSFC*	Power Strip

*Additional power components may be required to complete installation.

88"W Double-Sided Seating with 11"D and 27½"D Extensions

Double-sided and end-of-run seating supports desires for privacy and intimacy.





88"W Double-Sided Seating with 11"D and 27½"D Extensions

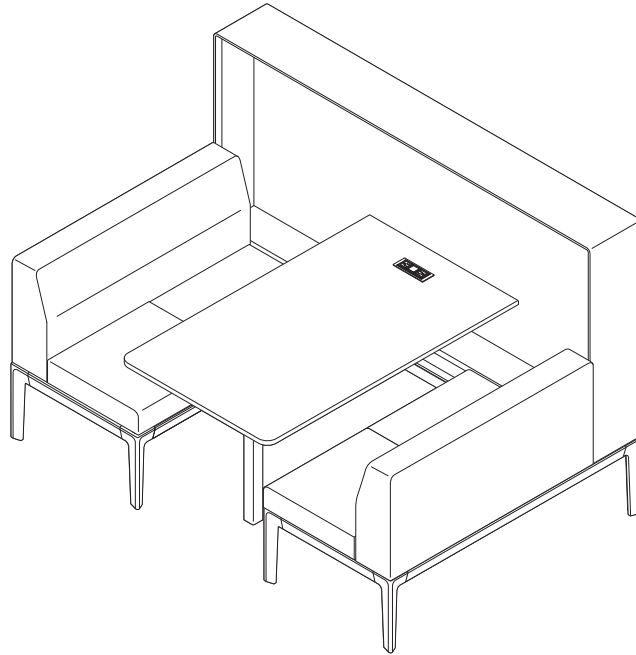
Recommended Components

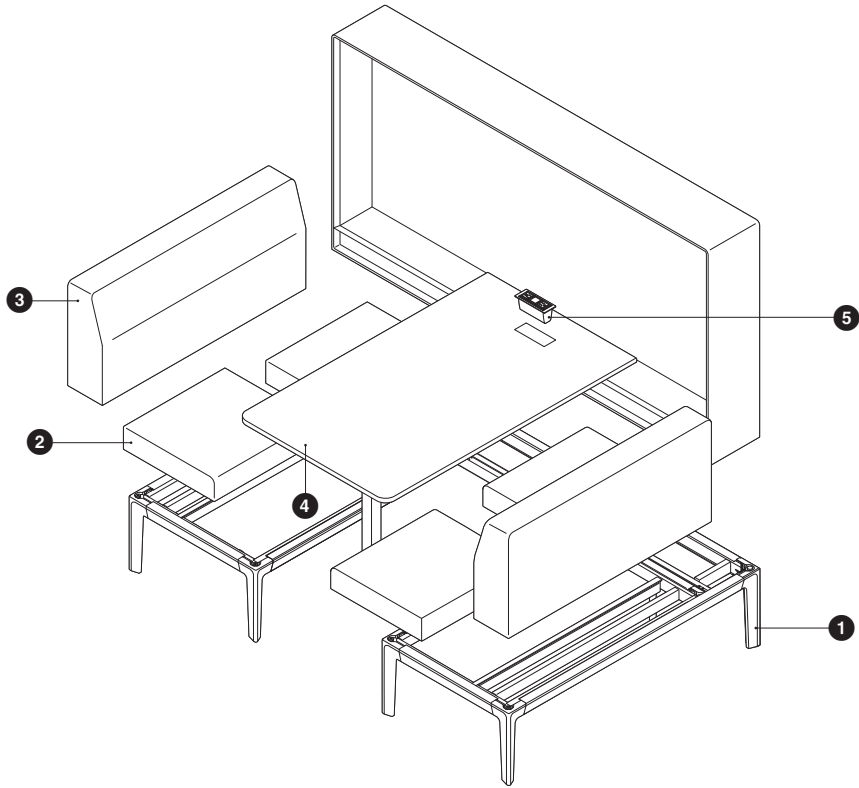
	Quantity	Style Number	Description
1	1	HS4FD88	Double-Sided Frame – 55"D x 88"W
2	1	HS4FE2855	Frame Extension – 27½"D x 55"W
3	1	HS4FE1155	Frame Extension – 11"D x 55"W
4	5	HS4H22	Seat Cushion – 20"D x 22"W
5	2	HS4H33	Seat Cushion – 20"D x 33"W
6	1	HS4BD88	Double-Sided Back – 15"D x 88"W
7	1	HS4BS55	Single-Sided Back – 7½"D x 55"W
8	1	HS4AS11	Single-Sided Arm – 20"D x 11"W
9	4	HS4AS6	Single-Sided Arm – 20"D x 5½"W
10	2	HS4AD6	Double-Sided Arm – 20"D x 5½"W
11	1	HS4AU11	Contour Arm (with power cutout) – 20"D x 11"W
12	1	HS4S88G	Privacy Screen – 88"W x 14"H
13	1	HS4D1836L	Desk Cabinet with Bag Retainer and Coat Hook
14	2	HS4VPSDC*	Power Strip

*Additional power components may be required to complete installation.

55"W Booth with Four 22"W Cushions

Booth seating provides a boundary from the surrounding environment with consideration for families and small groups.






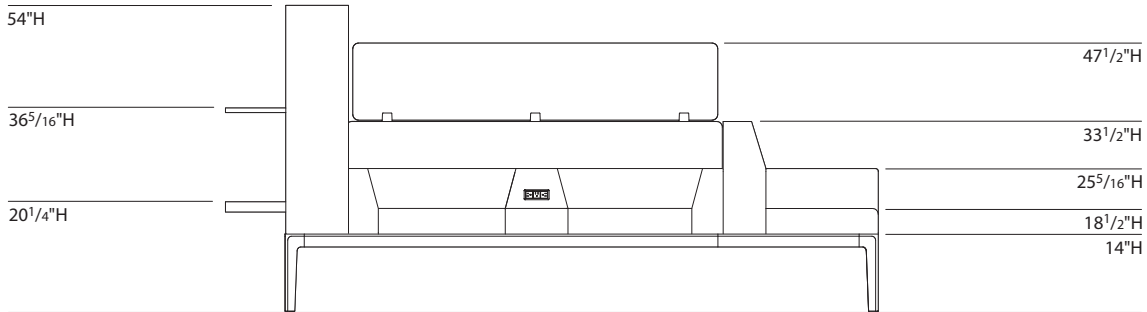
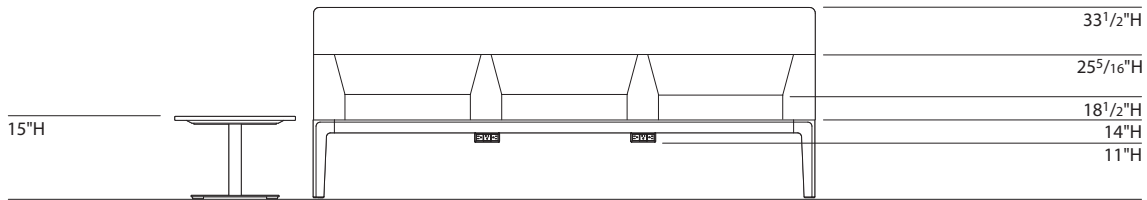

55"W Booth with Four 22"W Cushions

Recommended Components

	Quantity	Style Number	Description
1	1	HS4FC5581	Booth Frame – 55"D x 80½"W
2	4	HS4H22	Seat Cushion – 20"D x 22"W
3	2	HS4BS44	Single-Sided Back – 7½"D x 44"W
4	1	HS4TC5581L	Booth with Table (with LED light option) – 55"D x 80½"W
5	1	HS4VPSDC*	Power Strip

*Assume power plugged directly into wall or floor outlet.

Regard Height Diagram



Regard Base Frames and Frame Extensions

Base frames and seating components allow for configuration on a 5½" module. Each base frame width can support various combinations of components.

Single-sided base frames support modular seating with accompanying single-sided backs.

Double-sided base frames accommodate seating on opposite sides with a double-sided back in between.

Bench base frames support two or three bench cushions.

Frame extensions are available to accommodate 11"D cabinets or 27½"D seating end caps.

Cabinet frame extension provides foundation for end-of-run desk and media cabinets. Frame extensions can be added to either end of double-sided frames or to the back of a 55" single-sided unit for additional configurations.

Seating frame extensions provide foundation for end-of-run seating. Frame extensions can be added to either end of double-sided frames for additional configurations.

Frame understructure is welded tubular steel.

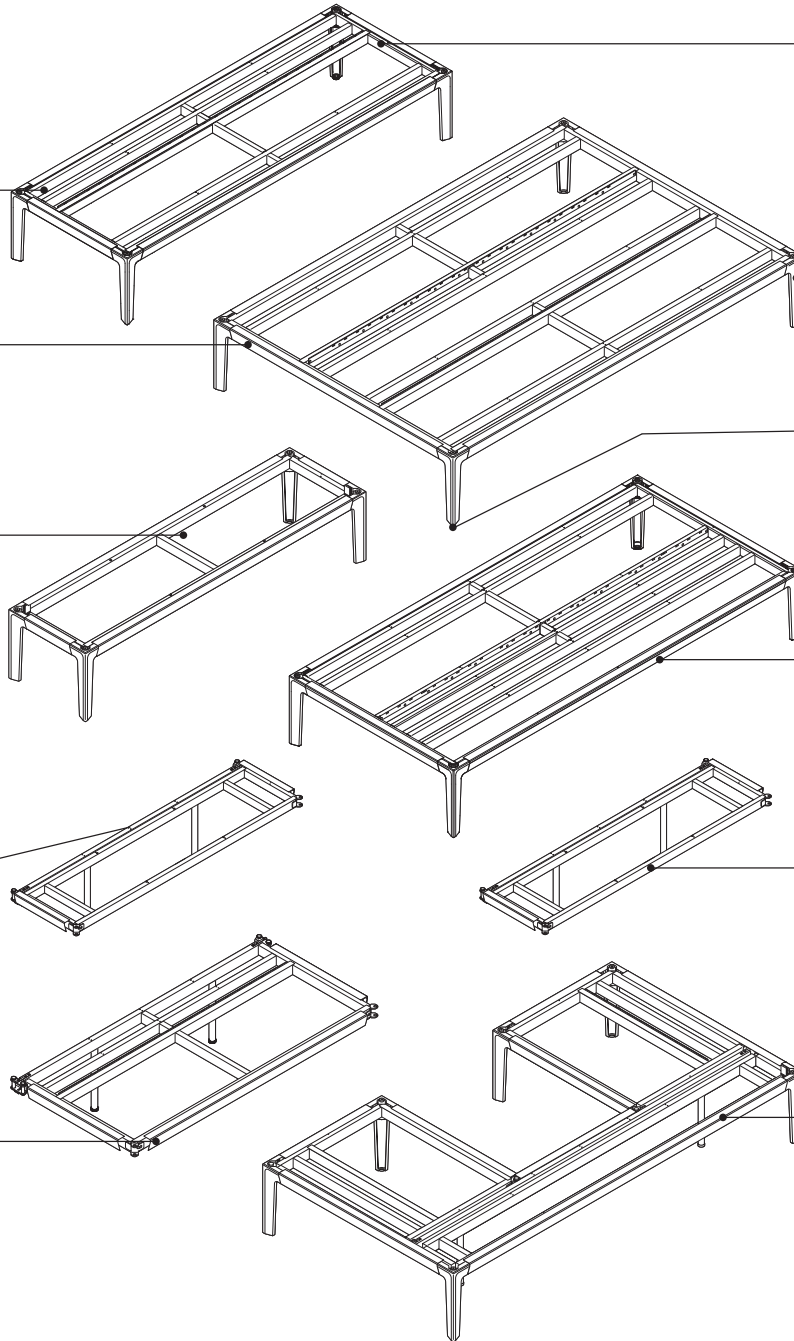
Cast aluminum legs connect to steel understructure to provide support and add visual continuity.

Glides have a 1½" adjustment range.

Single-sided planter frame accommodates both seating and planter components.

Planter frame extension provides foundation for end-of-run planter applications.

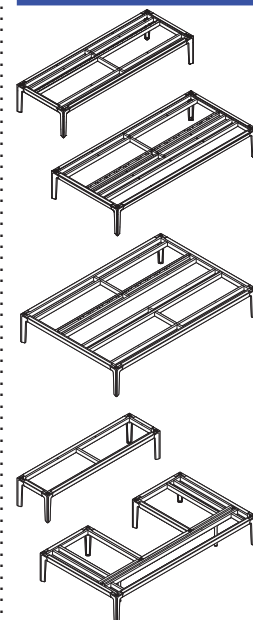
Booth base frames accommodate booth cabinet and attached seating configurations.



Actual Dimensions

	Depth	Width	Height
Base Frames			
Single-Sided	27½"	44", 55", 60½", 66", 71½", 77", 82½", and 88"	14"
Single-Sided Planter	37½"	44", 55", 60½", 66", 71½", 77", 82½", and 88"	14"
Double-Sided	55"	44", 55", 60½", 66", 71½", 77", 82½", and 88"	14"
Bench	18"	44" and 66"	14"
Booth	44" and 55"	80½"	14"
Wall-mount	11"	55"	14"
Frame Extensions			
Seating	27½"	55"	14"
Cabinet	11"	55"	14"
Planter	11"	44", 61", 66", 72", 77", 83", and 88"	14"

Product Details



Base frames are available in single-sided, double-sided, planter, bench, and booth configurations.

Base frames are available in two depths, 27½" for single-sided seating and 55" for double-sided seating.

Base frames are available in widths from 44"–88" for single- and double-sided seating on a 5½" increment.

Planter base frames are available 37½"D and in widths from 44"–88".

Bench base frames have a standard depth of 18" and feature either 44" or 66" widths for two- or three-seat configurations.

Booth base frames have a standard width of 80½" and feature 44" or 55" depths.

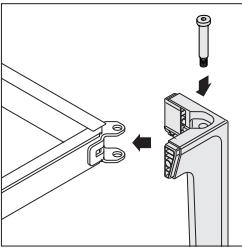
Wall-mounted frame includes two corner legs, trim, and wall-mount hardware.

Frames include legs and all required trim pieces.

Frames are dynamically tested to 500 pounds and statically tested to 750 pounds in all seating positions.

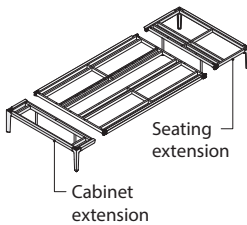
Regard Base Frames and Frame Extensions, continued

Connections

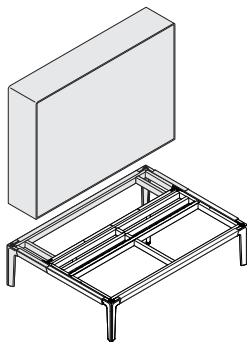


Cast legs attach to steel frame with bolts at each corner of the frame.

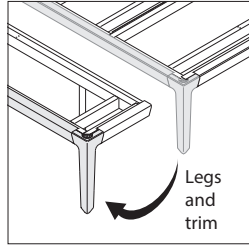
Aluminum extrusion trims span between each corner leg to lock in seats and arms. Seats can be reconfigured by removing trims.



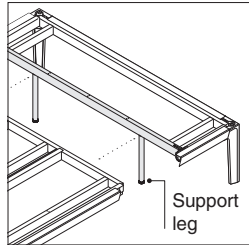
Seating, cabinet, and planter frame extensions attach to either end or both ends of a double-sided frame.



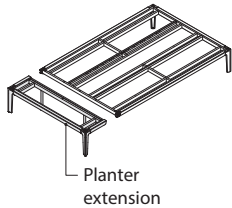
Cabinet frame extension can be added to the back side of 55"W single-sided frame.



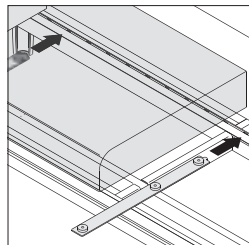
Base frame extensions link to existing base frame understructure. Legs and trim from the existing double-sided base frame are brought to the outside of the base frame extension.



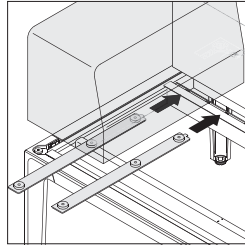
Base frame extensions include two additional support legs as standard.



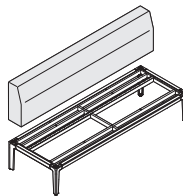
Planter frame extension attaches to existing base frame understructure allowing for the integration of a planter.



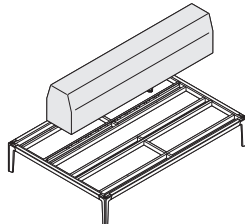
Seat cushions have standard brackets that secure to frame and frame extension without fasteners.
▶ Page 232



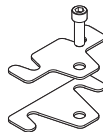
Arms and inline table connect to the frame and frame extensions in same manner as seat cushions.



Single-sided backs attach to single-sided frame with included hardware.

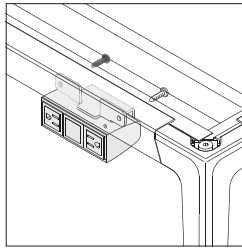


Double-sided backs attach to the middle of double-sided frames.

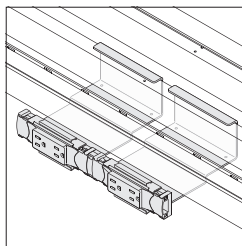


Ganging brackets are required when connecting power between two adjacent frames.

Wiring & Cabling



Power strips can attach to underside of any base frame. It can be mounted anywhere along the frame, but must avoid locations that interfere with leg connections.
Tip: Power strips are not recommended in middle of seat cushion.

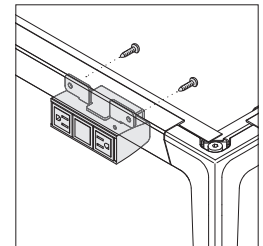


Modular power components attach to the frame with included brackets.

Power components, cords, and conduit can be attached and routed on the bottom of the steel frame.
▶ See *Regard Electrical Components*, page 246

Power can be connected frame-to-frame using a modular harness. Frame-ganging brackets must be specified.
▶ See *Ganging Harness Length Guidelines*, page 252

Power components are ordered separately.
▶ See *Regard Electrical Components*, page 246



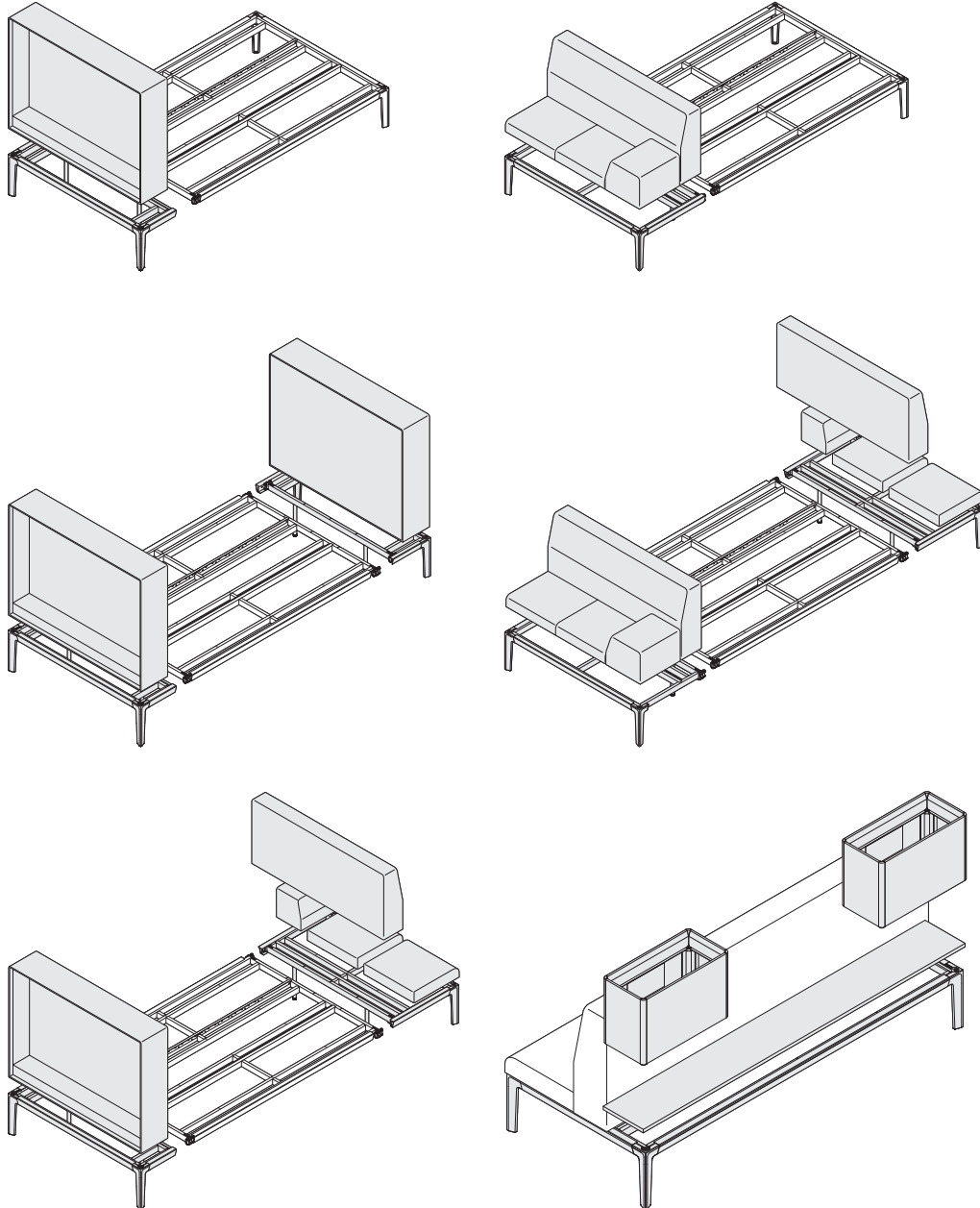
Power strips can be mounted to bench frames.

Application Topics

Base frames can accept backs, seat cushions, arms, and casegoods in a variety of configurations. Seating configuration is determined during specification.

Note: For seat cushion and back configurations, refer to seat cushion or seat back.

▶ Page 232



Surface Materials

Frames and legs

- Paint
- Lux Coatings*

* Does not include booth frame.

Adjustable glides

- Platinum solid plastic only

Shipping

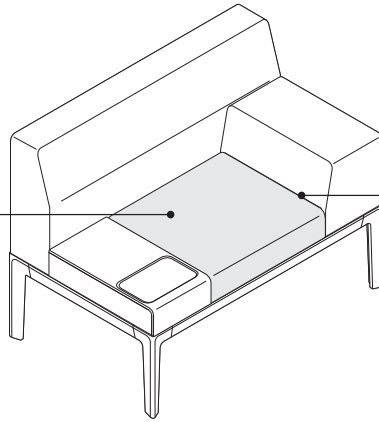
Base frames ship knocked down in three packs that contain the steel frame, aluminum extrusion trims, and legs. Frames require field assembly, and attachment hardware is included.

Ganging brackets are available for mechanically attaching single- or double-sided frames.

Cabinet images are representative.

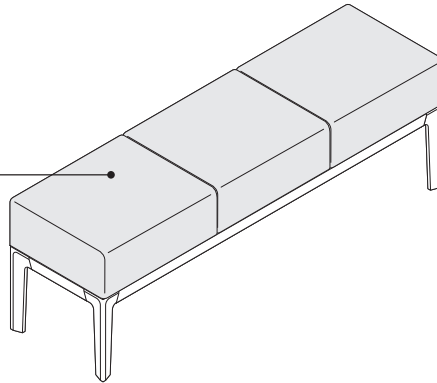
Regard Seat and Bench Cushions

Seat and bench cushions are available in three sizes to provide a comfortable sitting experience.



Crumb sweeps are on all three sides of seat cushion.

Seat cushions are available in two sizes and can attach in any position on the base frame on a 5½" module.

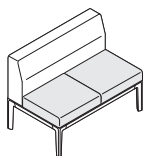


Bench cushion features a thicker cushion to accommodate a shorter, more active sit.

Actual Dimensions

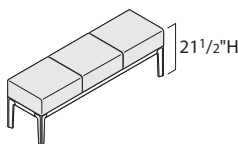
	Depth	Width	Height
Seat Cushions	20"	22" and 33"	4½"
Bench Cushion	18"	22"	7½"

Product Details



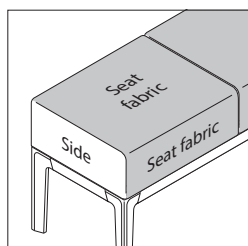
Seat cushions are 22" and 33"W, 4 1/2"H, and 20"D and available for single-sided, double-sided, booth frames, and 27"D frame extensions. When mounted to a frame seat height is 18" off the floor.

33"W seat cushion provides extra width for barrier support or parent/child. 33"W cushion also supports alternative postures.



Bench cushions feature a height of 7 1/2", and when mounted to a bench frame, they provide a seat that is 21 1/2" off the ground.

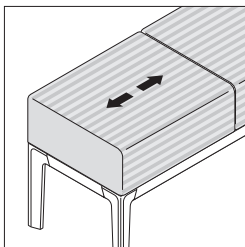
Bench cushions can only be used with bench frames.



Bench cushions are available with contrasting fabric. Seat fabric is located on top, front, and back of cushion. Side fabric is located on each end of cushion.

Tip: Thread color that is associated with the more dominant fabric color or surface area will be applied throughout the upholstery.

Moisture barrier is an option on all seat cushions.

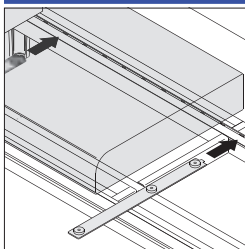


Fabric is applied to seat cushions in the railroaded or horizontal direction to remain consistent with the backs.

Patterned fabrics will not match between seats, arms, and backs.

Large patterned fabrics should be used selectively and are not recommended for use on all components. Patterns will not match between components.

Connections



Seat cushions have brackets that secure to frames and frame extensions without fasteners.

▶ Page 232

Seats can be placed in any location along frame on a 5 1/2" module and can be next to any arm or other seat cushion.

Application Topics

Benches can be incorporated to achieve higher density in Regard applications.

Surface Materials

All Steelcase Health seating with standard upholstery fabrics

comply with the State of California Technical Bulletin 117-2013.

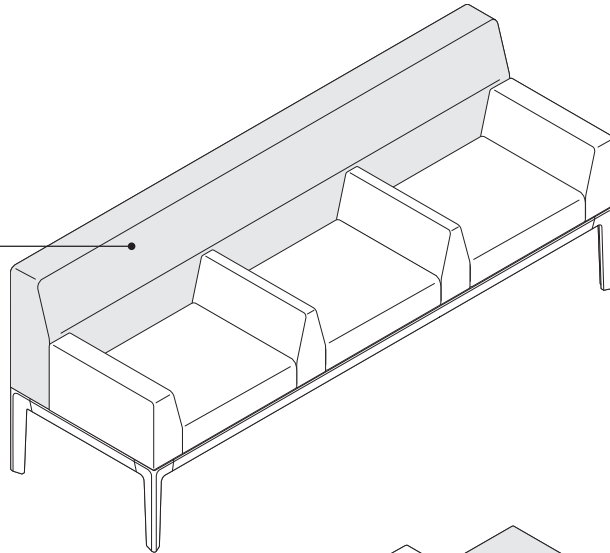
Seat and sides

- Fabric
- Fabric with moisture barrier (option)

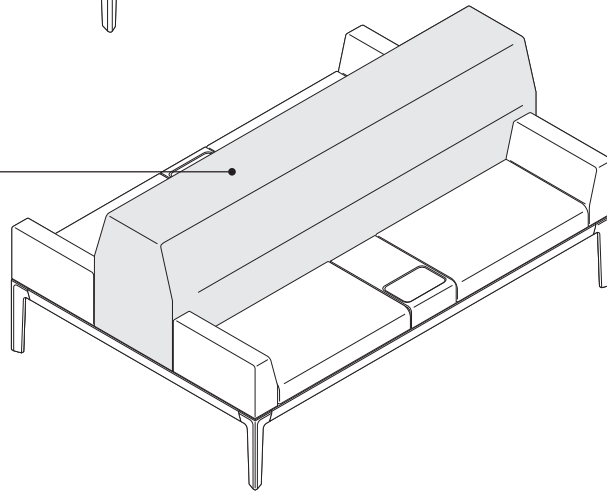
Regard Backs

Backs integrate with single-sided, double-sided, or booth frames.

Single-sided backs must attach to single-sided frames or seating frame extensions.



Double-sided backs must attach to double-sided frames.



Actual Dimensions

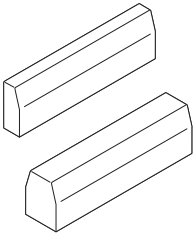
Single-Sided Back

Depth	7 1/2"
Width	33", 44", 55", 60 1/2", 66", 71 1/2", 77", 82 1/2", and 88"
Height	19 1/2"

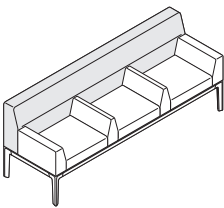
Double-Sided Back

Depth	15"
Width	33", 38 1/2", 44", 49 1/2", 55", 60 1/2", 66", 71 1/2", 77", 82 1/2", and 88"
Height	19 1/2"

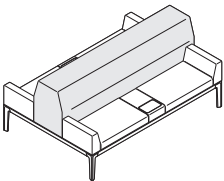
Product Details



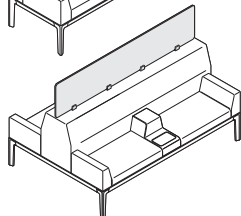
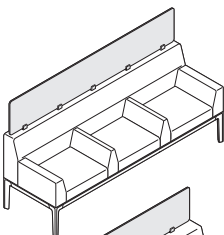
Backs are available in single-sided and double-sided options.



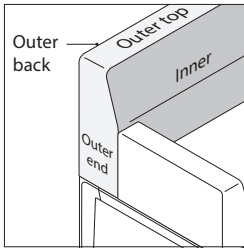
Single-sided backs attach to single-sided frames or seating frame extensions.



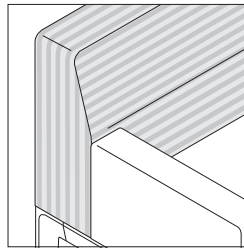
Double-sided backs attach to double-sided frames only. All backs must match the width of the of the frame.



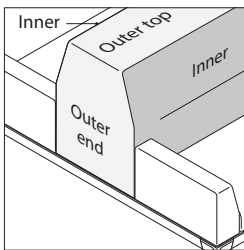
Privacy screens are available on single and double backs. Screens match the length of the back.



Single-sided back outer fabric is located on ends, top, and back facing away from seat cushion. Inner fabric is on the side of back facing seat cushion.



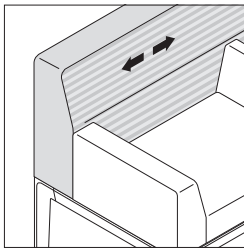
Fabric on the top of the back will match patterns on the front of the back but is applied to waterfall over the ends. Ends will not match top and front of back.



Double-sided back outer fabric is located on ends and top of back cushion. Inner fabric is on both sides of back facing both sets of seat cushions.

Tip: Thread color that is associated with the more dominant fabric color or surface area will be applied throughout the upholstery.

Patterned fabrics will not match between seats, arms, and backs.



Back fabric is applied in the railroaded or horizontal direction to remain consistent with seat cushions.

Connections

Backs attach to frames with stanchions and brackets that are shipped with the back.

Privacy screen option must be specified when attaching a screen to the back and must match width of the back.

Privacy screens, available as a separate style number, can attach to all backs.

▶ See *Regard Privacy Screens*, page 238

Application Topics

Single- and double-sided backs should always be ordered to match the base frame length.

Surface Materials

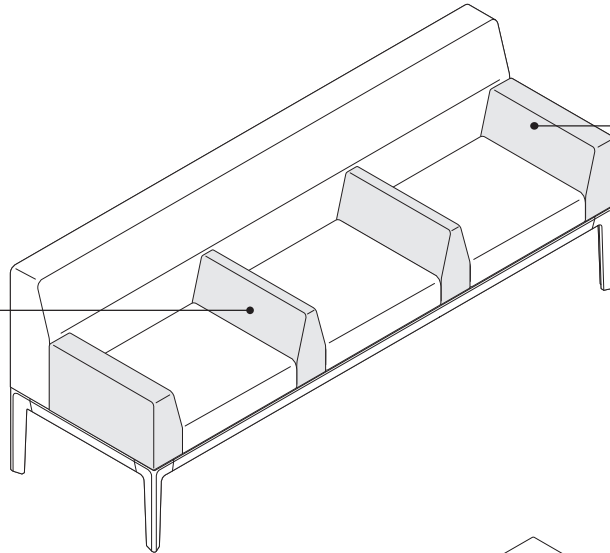
All Steelcase Health seating with standard upholstery fabrics comply with the State of California Technical Bulletin 117-2013.

Back, top, and sides

- Fabric

Regard Arms

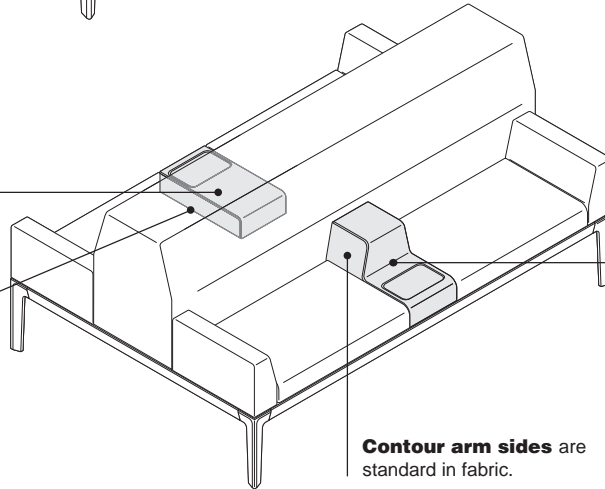
Arms lend posture and personal belonging support to the user while providing spacial boundaries and separation between users.



Double-sided arms are available for placement between seat cushions.

Single-sided arms are available for placement at the end-of-seating runs.

In-line arm is standard with durable plastic top. Power cutout is optional with in-line arm.



In-line arm sides are standard in fabric.

Contour arm is standard with durable plastic top. Power cutout is optional with contour arm.

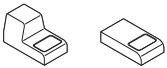
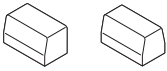
Contour arm sides are standard in fabric.

Actual Dimensions

Depth 20"

Width 5½" and 11"

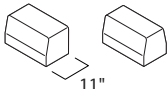
Product Details



Arm options include single- and double-sided, contour, and in-line designs.



5 1/2"

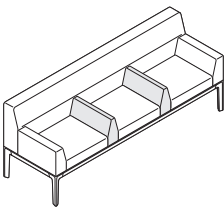


11"

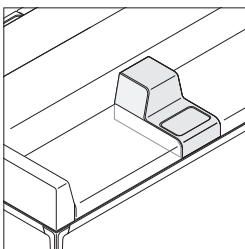
Single- and double-sided arms are available in 5 1/2" and 11" widths, consistent with the 5 1/2" modularity.



Single- and double-sided arms are available with plastic arm caps.



Double-sided arms are designed to be placed between seats with the angled edges adjacent to the occupants, providing the benefit of additional space, and posture support.

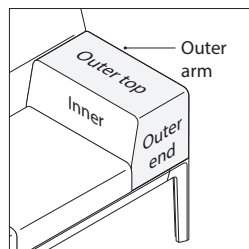


Contour and in-line arms feature durable plastic tops and upholstered sides.

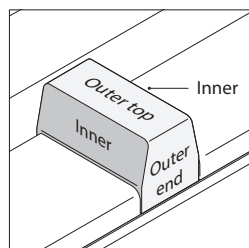
Contour arms should only be specified between seat cushions.



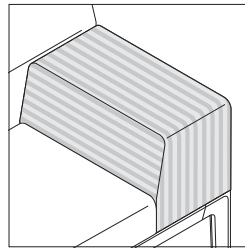
Contrasting fabrics are available on single- and double-sided arms. *Tip: Thread color that is associated with the more dominant fabric color or surface area will be applied throughout the upholstery.*



Single-sided arm outer fabric is located on ends, top, and back facing away from seat cushion. Inner fabric is on the side of arm, facing seat cushion.



Double-sided arm outer fabric is located on ends and top of back cushion. Inner fabric is on both sides of arm facing both sets of seat cushions.



Fabric on the top of the arm will match patterns on inner arm but is applied to waterfall over the ends. Ends will not match top and sides of arm.

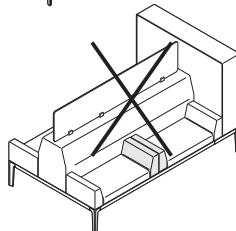
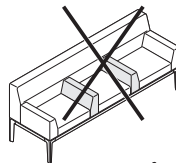
Patterned fabrics will not match between seats, arms, and backs.

Large patterned fabrics should be used selectively and are not recommended for use on all components. Patterns will not match between components.

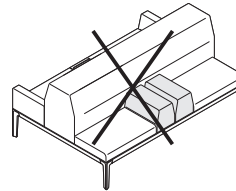
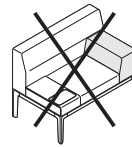
Connections

Arms are shipped with brackets for attachment.

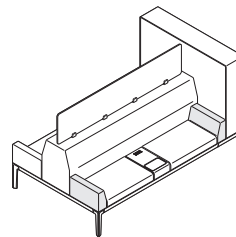
Application Topics



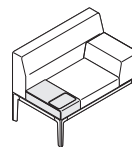
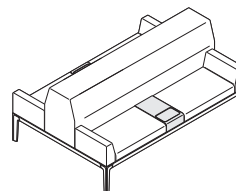
Single-sided arms should not be placed between seat cushions or next to other arms.



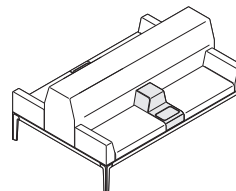
Double-sided arms should not be placed at end-of-run seating or other double-sided arms.



Single-sided arms are designed to be placed in the end positions. Frame extensions fit tight to single-sided arms if specified.

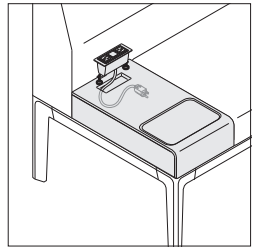


In-line arms can be positioned between seats or in the end positions.



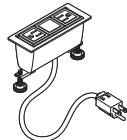
Contour arm should only be placed between seat cushions.

Wiring & Cabling



Contour and in-line arms can be specified to accommodate power integration.

Power cutout option must be specified when incorporating power.



Power strip with cord or hardware option must be specified when power is needed for use with contour or in-line arm. Over current protection is required in California.

▶ See *Regard Electrical Components*, page 246

All Steelcase Health seating with standard upholstery fabrics comply with the State of California Technical Bulletin 117-2013.

Single- and double-sided arms

- Fabric

Sides of contour and in-line arms

- Fabric

Arm caps

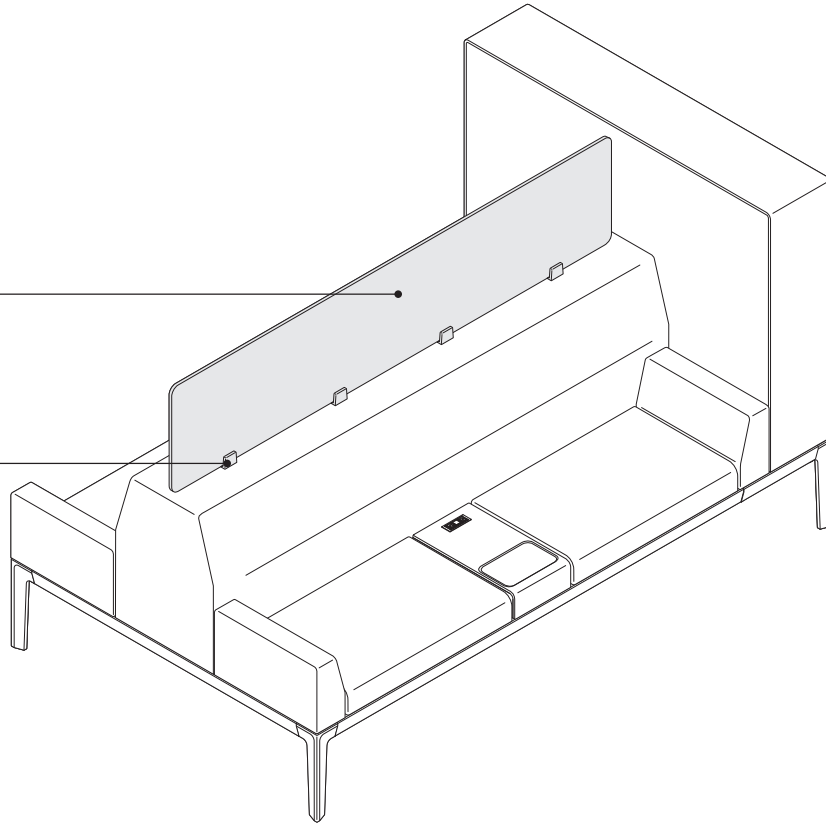
- Plastic

Regard Privacy Screens

Privacy screens not only divide space, but also create intimate settings while instilling a sense of visual calm.

Privacy screens are standard in frosted tempered glass.

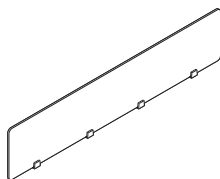
Attached brackets are included in shipping.



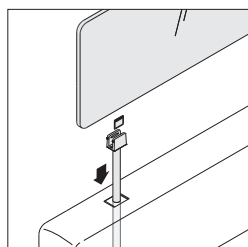
Actual Dimensions

Depth	3/8"
Width	33", 38½", 44", 49½", 55", 60½", 66", 71½", 77", 82½", 88"
Height	14"

Product Details



Privacy screens range in size from 33"W to 88"W to match the width of the back.



Privacy screen includes glass screen, brackets, supports, and top of cap with holes to accommodate brackets.

Connections

Privacy screens attach to the top of seat backs with metal brackets that are included with the screen. Backs must be specified with the screen attachment option.
 ▶ See Application Topics for specific size requirements.

Screen brackets and stanchions can be specified separately to allow users to supply own screen material.

Tip: When specifying custom screen materials, screen lengths 33"–55" require two brackets and stanchions and screen lengths 60½"–88" require four brackets and stanchions.

When using custom screen materials, the installer must attach glass tabs to the screen. Glass connection tabs come with screen brackets and stanchions.

Application Topics

Field-Installed Glass Size Requirements

Style Number	Maximum Height	Maximum Width	Thickness Range (min-max)	Corner Radius
Standard				
HS4S33G	14"	33"	.350-.400"	1"
HS4S39G	14"	38½"	.350-.400"	1"
HS4S44G	14"	44"	.350-.400"	1"
HS4S50G	14"	49½"	.350-.400"	1"
HS4S55G	14"	55"	.350-.400"	1"
HS4S61G	14"	60½"	.350-.400"	1"
HS4S66G	14"	66"	.350-.400"	1"
HS4S72G	14"	71½"	.350-.400"	1"
HS4S77G	14"	77"	.350-.400"	1"
HS4S83G	14"	81½"	.350-.400"	1"
HS4S88G	14"	88"	.350-.400"	1"

Tip: Field installed glass should always be tempered. Laminated glass must not be used.

Tip: Order connection tabs, 24035701SR, for each field installation screen.

Tip: All non-standard screens should be ordered 2" shorter than Steelcase standard. All edges must be rounded and beveled.

Surface Materials

Screen

- 6530 Frosted Glass

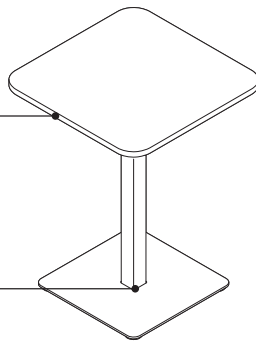
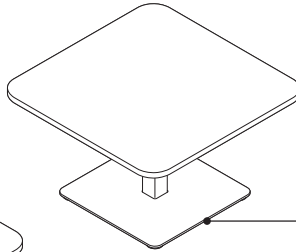
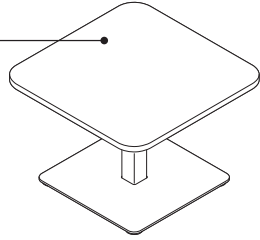
Brackets

- Paint

Regard Tables

Tables are available in three designs to coordinate with Regard seating.

Tables are standard in 3/4" thick High-Pressure Laminate or 1 1/4" thick solid surface.

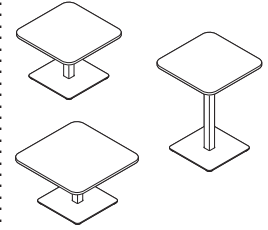


Edges on laminate table are finished with 3 mm plastic trim.

Column and base are standard in painted steel.

Glides are plastic and not adjustable.

Product Details



Tables include two 15"H square tables and one personal table at the 29" standard worksurface height. Tables are freestanding.

Application Topics

26" square table can be used for turning a 90° corner with single-sided seating.

Personal table supports work postures in banquette applications.

Surface Materials

Table tops

- High-Pressure Laminate
- Solid surface

Edges

- 3 mm plastic on laminate table
- Solid surface on solid surface table

Legs and bases

- Paint

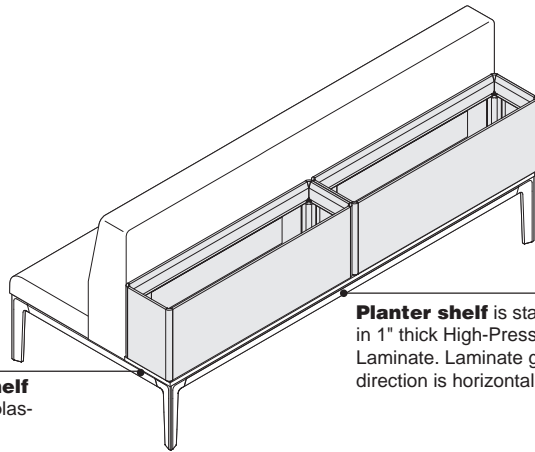
Glides

- Plastic

Actual Dimensions

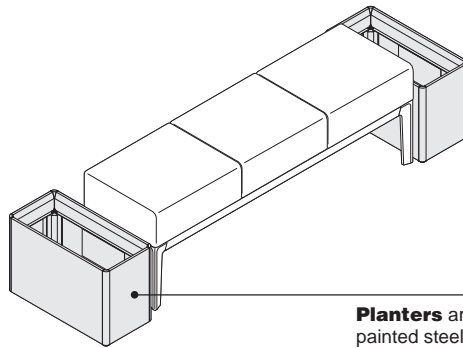
	Depth	Width	Height
Square tables	22" and 26"	22" and 26"	15"
Personal table	22"	22"	29"

Planters and Planter Shelves



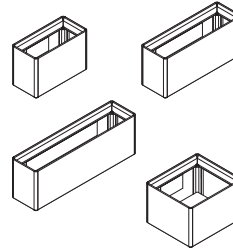
Edges on planter shelf are finished with 3 mm plastic trim.

Planter shelf is standard in 1" thick High-Pressure Laminate. Laminate grain direction is horizontal.

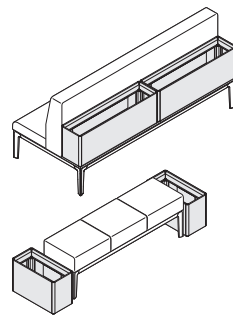


Planters are standard in painted steel construction.

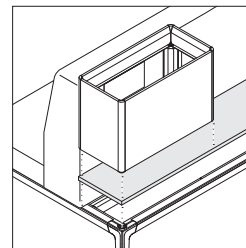
Product Details



Planters are available in four sizes to align with various configurations.



Planters can be used with planter frame or on the floor. *Tip: 22"D x 22"W planter is for use on the floor only.*



Planter shelf must be specified when using the planter frame or planter frame extension. Shelf is ordered separately from frame.

Surface Materials

Planters

- Paint

Planter shelf

- High-Pressure Laminate

Edges on planter shelf

- 3 mm plastic on laminate shelf

Shipping

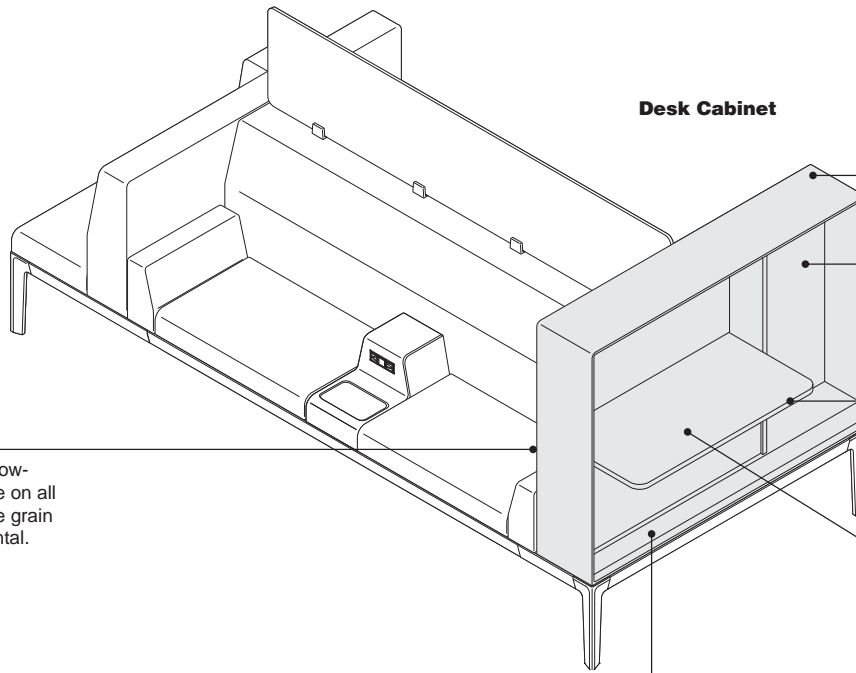
Planter ships standard with glides for use on floor. When specified with shelf bracket option, glides are omitted and bracket to attach planter to frame are included.

Actual Dimensions

	Depth	Width	Height
Rectangular Planters	11"	22", 33", or 44"	14"
Square Planters	22"	22"	14"

Regard Desk Cabinet

Desk cabinet is designed to divide space and provide privacy to engage in focused work, conversation, research, or entertainment.



Desk Cabinet

Shroud is standard in paint.

Vertical surfaces are standard in Low-Pressure Laminate. Laminate grain direction is horizontal.

Edges on laminate worksurface are finished with 3 mm trim.

Worksurface is available in High-Pressure Laminate.

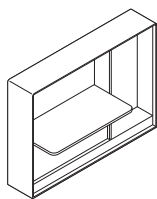
Back panel is Low-Pressure Laminate on all cabinets. Laminate grain direction is horizontal.

Cabinet base is standard in painted steel and always matches the shroud.

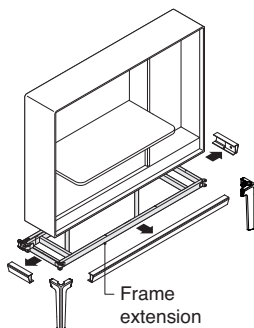
Actual Dimensions

	Depth	Width	Height with Frame
Desk Cabinet	11"	55"	54"
Desk Cabinet Worksurface	18"	36"	36"

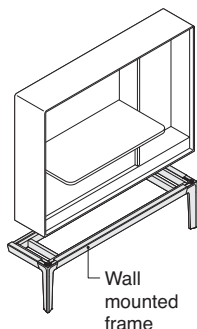
Product Details



Desk cabinet is 11"D and 55"W.



Desk cabinet can be mounted using an 11" frame extension.

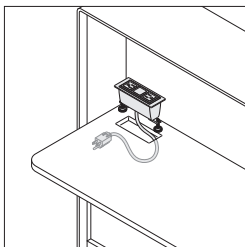


Desk cabinet can be wall mounted. 11" wall-mounted frame must be ordered separately.

Wall-mounted desk cabinet does not attach to the wall. Cabinets are mounted to wall-mount frame using provided brackets.

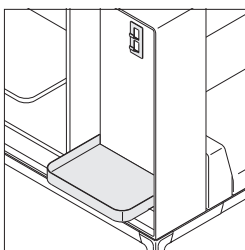
Cabinet back panels can be omitted for wall-mounted applications.

Monitor bracket option is not available on the desk cabinet. Monitors are recommended to be placed on the worksurface. Opening above worksurface is 17"H and 36"W.

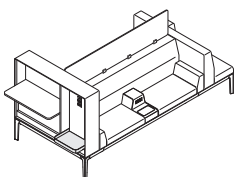


Power cutout is available as an option on desk cabinets to provide power to the worksurface area.

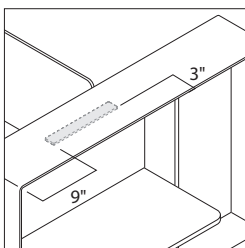
Power cutout is positioned in the rear left corner of the desk worksurface.



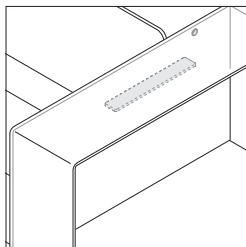
Coat hook and bag retainer are available as options on the open desk cabinets only.



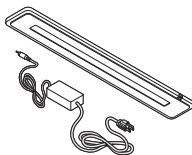
Coat hook and bag retainer are always located to the right-hand side of the desk unit as you face the unit.



Optional LED task lighting can be specified above desk worksurfaces and attaches to the shroud.



Grommet and cutout are included with LED light option for easy cord routing.

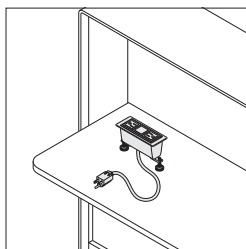


LED light includes the lamp and power supply with cord set.

LED light cord is 9' in total length.

Power supply uses a modular cord with standard three prong plug and integrated low voltage cord and connector to attach to light. ▶ See LED shelf light in *Montage Solutions Specification Guide*.

LED shelf light is the Steelcase under-storage task light. ▶ See *Montage Solutions Specification Guide* for product details.



Power strip must be specified separately. Over current protection is required in California. ▶ See page 274

Wiring and Cabling

Power cutout must be specified when mounting drop-in power strip to the worksurface.

LED light and power strip cords are routed to the frame between the laminate back panel and the front vertical laminate panel.

LED lights and work-surface power strip can be plugged into outlets in the floor, wall, or modular power system.

Tip: When powering cabinets from the wall, the top of the wall-mounted power module faceplate should be below 11" above the ground to avoid interference with the frame.

Surface Materials

Worksurface

- High-Pressure Laminate

Edges

- 3 mm plastic on laminate worksurface

Vertical surfaces and back panel

- Low-Pressure Laminate

Shroud

- Paint
 - 7275 Seagull
 - 7276 Arctic White
 - 7277 Sand

LED Shelf light

- 6009 Arctic White

Regard Booth with Table

Booth with table configuration is available in two frame sizes with optional convenient power access.

Shroud is standard in paint.

Back panel is Low-Pressure Laminate. Laminate grain direction is horizontal.

Vertical surfaces are standard in Low-Pressure Laminate. Laminate grain direction is horizontal.

Table column is standard in paint to match the base frame color selected.

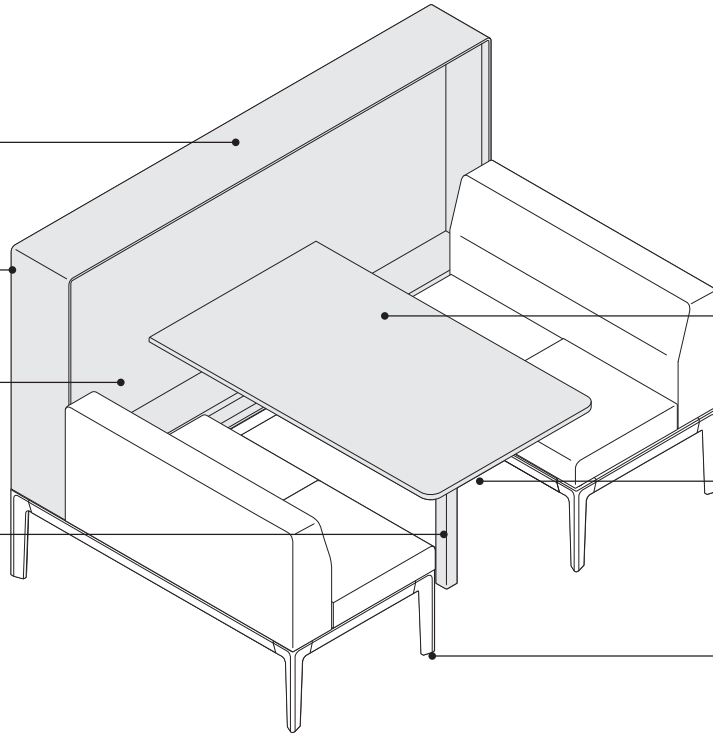


Table is available in High-Pressure Laminate or solid surface.

Edges on laminate table are finished with 3 mm trim.

Adjustable glides are standard on the table column.

Actual Dimensions

Table Depth 44" and 55"

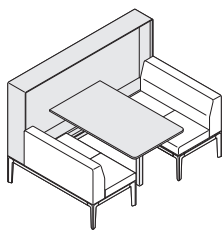
Table Width 32"

Table Height 28½"

Shroud Width 80½"

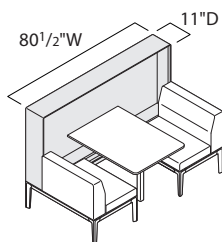
Height with Frame 54"

Product Details

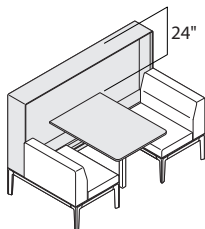


Booth with table frame is available in two depths: 44" to accommodate one 33" cushion on either side, or 55" to accommodate two 22" cushions on either side. All booth settings come standard with an 11" deep shroud.

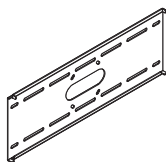
Table is available in two sizes to correspond with the 44"D or 55"D frames.



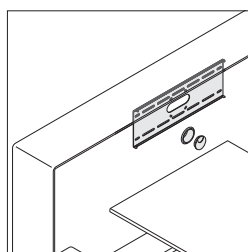
Booth shroud is 11"D and 80 1/2"W.



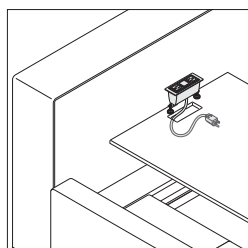
Opening between the worksurface and underside of shroud is 24".



Monitor bracket is available for monitors 32"W or smaller. 27"W monitor is recommended.

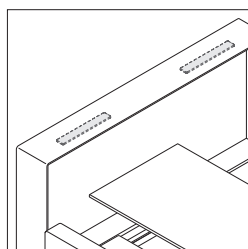


Monitor bracket option comes with pre-drilled cord pass through and grommet in the cabinet.

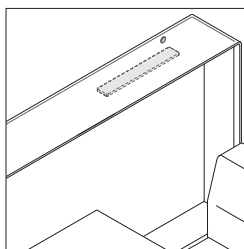


Power cutout is available as an option to provide power to the table area.

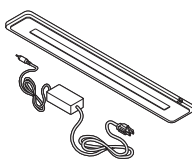
Power cutout is positioned in the center rear of the table.



Optional LED task lighting can be specified and has two LED lights mounted to the underside of the cabinet shroud.



Grommet and power cutout are included with LED light option for easy cord routing.



LED light includes the lamp and power supply with cord set.

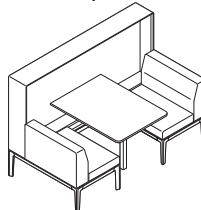
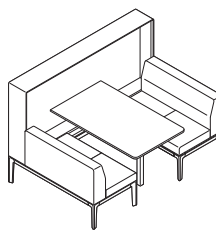
LED light cord is 9' in total length.

Power supply uses a modular cord with standard three prong plug an integrated low voltage cord and connector to attach to light.

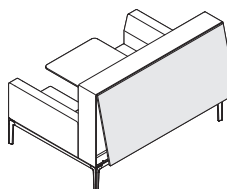
LED shelf light is the steelcase under-storage task light.

▶ See LED shelf light in *Montage Solutions Specification Guide*.

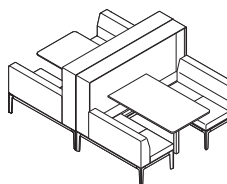
Application Topics



Booth applications are freestanding and do not require wall-mounting.



Booth applications against the wall allow omitting of back panel as an option.



Booth units can be placed back to back and do not require additional brackets.

Booth applications are completed by ordering the corresponding frame, two backs, and seat cushions.

Wiring & Cabling

Power cutout must be specified when mounting drop-in power strip to the worksurface.

Booth cabinets have 4"W cord chase behind the laminate face for cord management to the wall, floor, or base frame.

LED light and power strip cords are routed to the frame between the laminate back panel and the front vertical laminate panel.

LED lights and work-surface power strip can be plugged into outlets in the floor, wall, or modular power system.

Tip: When powering cabinets from the wall, the top of the power module faceplate should be below 11" above the ground to avoid interference with the frame.

Surface Materials

Table

- High-Pressure Laminate

Edges

- 3 mm plastic on laminate worksurface

Vertical surfaces and back panel

- Low-Pressure Laminate

Shroud

- Paint
- 7275 Seagull
- 7276 Arctic White
- 7277 Sand

LED Shelf light

- 6009 Arctic White

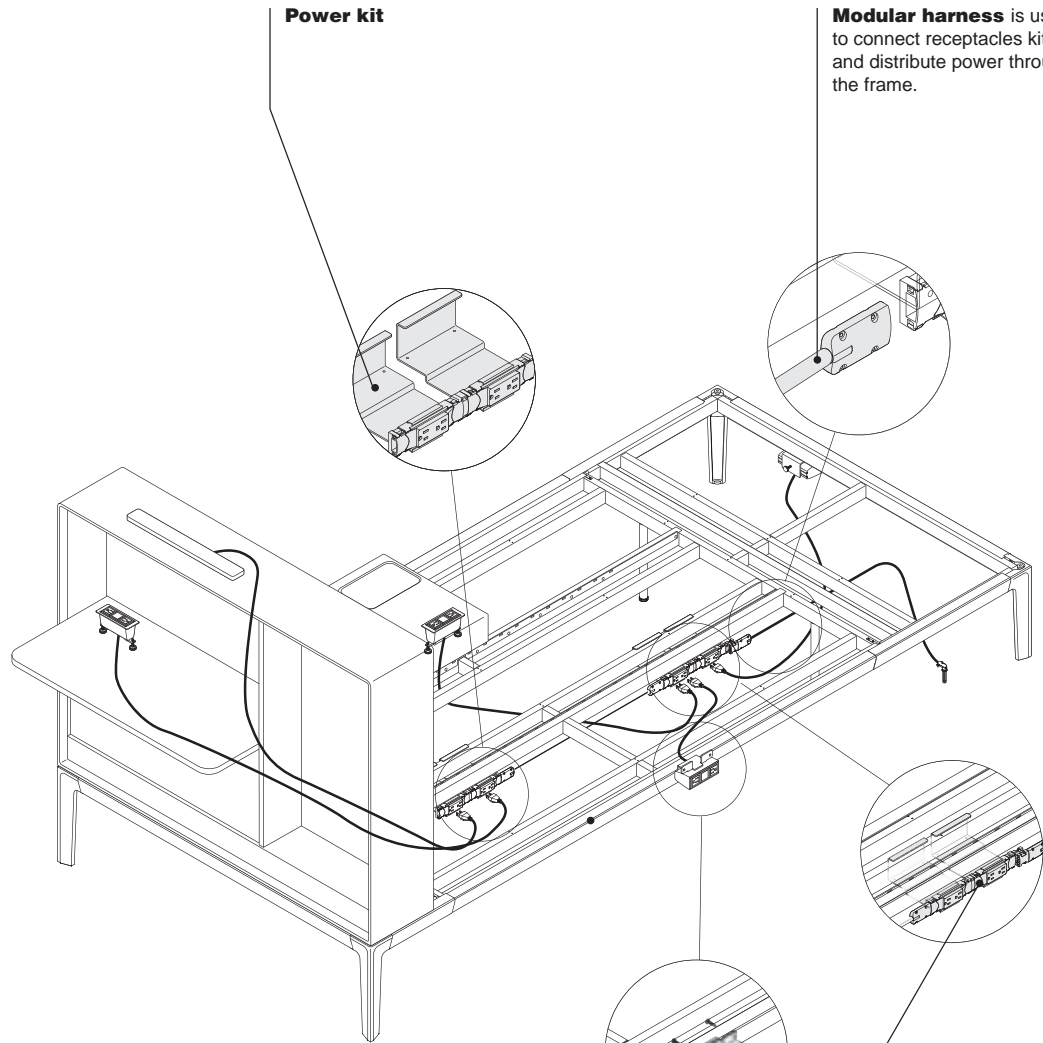
Regard Electrical Components

Distribution and Access

Regard is designed to support technology. Electrical needs can be solved in a variety of ways.

A **modular power system** is available to plug into the power strips. This system can be ordered as a complete kit for each frame size or built up as components if power is being daisy chained from one frame to another, or if two circuits must be specified.

Users can access power strips that are incorporated into the contour arms, in-line tables, and desk and booth cabinets, or mounted to the underside of the base frames. These power strips can be plugged into the building, hardwired, or plugged into the modular power system.



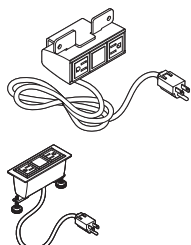
Power kit

Modular harness is used to connect receptacles kits and distribute power through the frame.

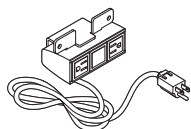
Power strips can be placed in worksurfaces, utility arms, and under the frame. They are powered by a modular system.

Power kits can be placed on the underside of the frame to collect and distribute power throughout the frame with one building interface. Modular harnesses are used to distribute power through the application.

Product Details



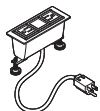
Power strips provide user access to outlets and are available in corded or hardwire option. Power strips are available in drop-in or frame mounted styles. Receptacle options available include standard power, tamper resistant, and USB configurations. All corded options are available with OCP (over current protection) which is a requirement in California.



Corded power strip can plug into a modular receptacle kit or into a building receptacle. Connection must be accessible.

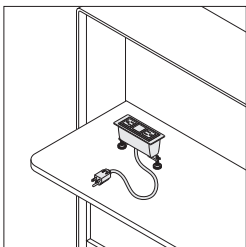
Corded power strips can also be plugged into a modular power system.

Corded power strips have a 6'L or 10'L cord and a 15-amp grounded plug. California requires over current protection on corded power strips..



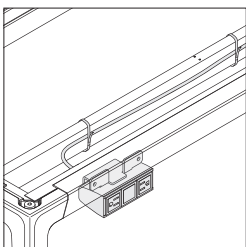
Hardwire power strips are available for Chicago and other municipalities that may require it. They include 10' of flexible conduit. California does not require over current protection on hardwire power strips.

Corded and hardwire power strips can be mounted at any point along the underside of the frame.



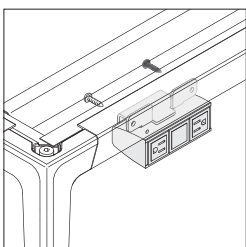
Drop-in power strips are for use in the contour arm, in-line table, desk cabinet, and booth cabinet. California requires over current protection on drop-in power strips.

Drop-in power cutouts must be specified to accommodate the drop-in power strips.



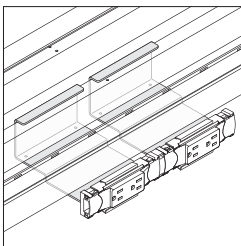
Power cords and harnesses can be managed under the frame. Cable ties are included with the harness and kit components. *Tip: Other wire clips and cord managers can be found in the Answer Solutions Specification Guide (32WCP, 999CHT, TS5LEGCLP).*

Modular power can either be specified in complete power kits or as a separate component to connect from one base to another, or when two circuits are needed.



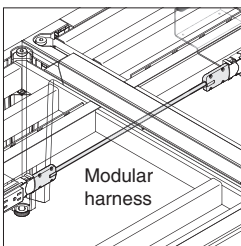
Modular power can be mounted at any point along the underside of the frame.

Modular power can be specified to accommodate multiple power strips.



Power kits collect and distribute power to power strips throughout the base frame using one building interface.

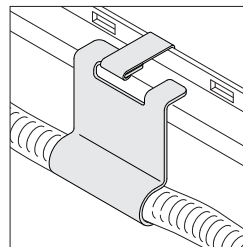
Power kits attach to steel frame with included brackets and face outward.



Modular harnesses are used to distribute power when power kits are used.

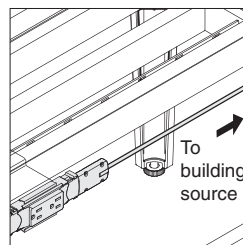
Modular harnesses are available to jump from one frame to another. Frames must be ganged together using style number HS4FG when jumping power between frames.

Modular harnesses are available in lengths from 12" to 42" to accommodate connection of power kits at different ends of the frame or to jump from one frame to another when ganged. Modular harnesses are compatible with one-circuit and two-circuit receptacle kits.



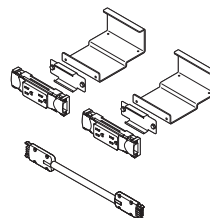
Power infeeds include bracket for mounting to the frame and can be attached to either end of the power kits.

Power infeeds can connect to power kits or branching connectors only.



Hardwire-to-modular power infeeds bring the power from the building power source to the base frame.

Hardwire-to-modular power infeed is available in 9'L. The hardwired end is connected by an electrician to a junction box wherever it is located in the building. The harness is routed to the bottom of the frame and connected to a power kit. Non-PVC is standard.

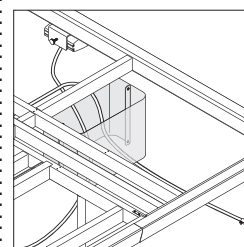


Power kits include the necessary receptacle kits, brackets, connectors and harnesses to accommodate specified frame sizes and power module quantity needs.

Power kits are single circuit only. Modular power should be ordered as components when two circuits are needed.

Power kits do not include base power in which must be specified separately.

Power kits are available with one, two, three or four power module options depending on your frame size and power need.



Vertical cable risers can be used to hide cords or power conduit coming from the floor to the frame. Vertical risers are bolted to the floor at any location under the frame. Attachment hardware is included.

Connections

Drop-in power strips are shipped with all hardware included and can be removed without tools.

Frame-mounted power strips are mounted to bracket without tool.

Receptacle kits include one power module and one bracket that is mounted to the underside of the tube-steel frame.

Hardwired base power-in must be secured to the frame with a strain-relief bracket that is included with the base power-in style number.

Wiring and Cabling

All power components are non PVC.

All electrical components are UL listed to the appropriate industry standards in accordance with the National and Canadian Electrical code.

Local electrical codes vary. Consult a qualified electrical contractor or engineer for the proper installation of all electrical components.

Hardwire power is also available for cities where codes require it.

Underwriters Laboratory (UL) listed. These products have been designed to meet U.S. and Canadian national electrical and energy codes and most local building codes. Local electrical codes vary. Consult a qualified electrician or electrical engineer for proper installation of all electrical equipment.

Surface Materials

Power kits

- 6000 Black

Frame-mounted power strips

- Clear anodized aluminum

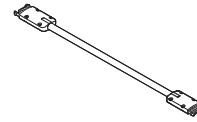
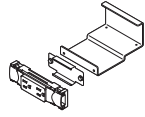
Drop-in power strip faceplate

- Black paint

Receptacles

- 6000 Black

Power Kit Guidelines



	Power Module Quantity	In-Line Connector Quantity	Modular Harness Quantity
Single Sided Frames			
HS4VKS	1		
HS4VKS (2 module option)	2	1	
Double Sided Frames			
HS4VKD44	1		
HS4VKD44 (2 module option)	2	1	
HS4VKD55	1		
HS4VKD55 (2 module option)	2	1	
HS4VKD61	1		
HS4VKD61 (2 module option)	2	1	
HS4VKD61 (3 module option)	3	1	1
HS4VKD66	1		
HS4VKD66 (2 module option)	2	1	
HS4VKD66 (3 module option)	3	1	1
HS4VKD72	1		
HS4VKD72 (2 module option)	2	1	
HS4VKD72 (3 module option)	3	1	1
HS4VKD77	1		
HS4VKD77 (2 module option)	2	1	
HS4VKD77 (3 module option)	3	1	1
HS4VKD83	1		
HS4VKD83 (2 module option)	2	1	
HS4VKD83 (3 module option)	3	1	1
HS4VKD88	1		
HS4VKD88 (2 module option)	2	1	
HS4VKD88 (3 module option)	3	1	1
HS4VKD88 (4 module option)	4	2	1

How to Calculate Power Needs

Use This to Determine How Many Power-Ins You'll Need

When planning a power network, you must calculate the amperage requirements of all your electrical components so you can provide sufficient electricity to power them.

If your usage is not known in advance:

The National Electrical Code (NEC) allows a maximum of 13 receptacles on each 20-amp circuit. This provides up to 30 receptacles for each 3-circuit power-in.

If your usage is known in advance:

Add up the amperage used by each piece of equipment in the workstation. Whenever you reach 60 amps (20 amps times 3 circuits) from items that are likely to be used at the same time, you have reached the limit for a single power-in. Specify another power-in and continue until all equipment is powered.

If the circuits will normally be subject to a continuous load (three or more hours of continuous use, such as lights or computers), the NEC requires that circuit capacity be "de-rated" by 20 percent. Therefore, treat circuits used for continuous loads as if they were rated at 16 amps instead of the regular 20 amps.

Try to anticipate future increases in power requirements and build some excess capacity into your plan.

▶ See table at right for typical and actual amperage usages for components.

To calculate amperage when the wattage of a device is known, divide watts by 120.

Some appliances, such as large copiers, coffee makers, or space heaters require most of the current available on a 20-amp circuit. It is recommended that such devices be supplied with their own receptacle/circuit, directly from the building. This leaves the capacity of the furniture circuits available for the more dynamic requirements of the office equipment.

Local electrical codes vary. Consult a qualified electrical contractor or engineer for the proper planning of electrical circuits in your locale.

Approximate power consumption for common devices

• Device	• Wattage	• Amperage	• Voltage	• Number of Devices Supported on Single 20 Amp Circuit
Laptop (Low)	30	0.25	120	64
Laptop (High)	100	0.83	120	19
CPU/Desktop Computer (Low)	65	0.54	120	30
CPU/Desktop Computer (High)	150	1.25	120	13
Monitor (Low)	15	0.13	120	128
Monitor (High)	80	0.67	120	24
Phone	5	0.04	120	384
High Power Tablet	10	0.08	120	192
Lower Power Tablet	45	0.38	120	43
Desktop Printer	40	0.33	120	48
42" LCD Screen	120	1.00	120	16
Projector (Small)	50	0.42	120	38
Projector (Medium)	250	2.08	120	8
Projector (Large)	800	6.67	120	2
Desktop Lamp	20	0.17	120	96
Large Printer/Copier	1600	13.33	120	1
Small Printer/Copier	800	6.67	120	2
Paper Shredder (Small)	250	2.08	120	8
Paper Shredder (Large)	800	6.67	120	2
Desktop Fan	25	0.21	120	77
Standing Fan	125	1.04	120	15
Coffee Maker (Low)	500	4.17	120	4
Coffee Maker (High)	1500	12.50	120	1
Microwave (Low)	600	5.00	120	3
Microwave (High)	1000	8.33	120	2
Refrigerator (Low)	200	1.67	120	10
Refrigerator (High)	1500	12.50	120	1
Vacuum (Low)	200	1.67	120	10
Vacuum (High)	1500	12.50	120	1
Space Heater (Low)	400	3.33	120	5
Space Heater (High)	1500	12.50	120	1
Height-Adjustable Desk (Low Power Consumption)*	200	1.67	120	10
Height-Adjustable Desk (High Power Consumption)*	550	4.58	120	3

Tip: These calculations are estimations and are meant solely for informational purposes. It is important to conduct proper power planning for each installation to prevent overloading a circuit.

** Refer to the Height-Adjustable Desks Specification Guide for specific product information.*

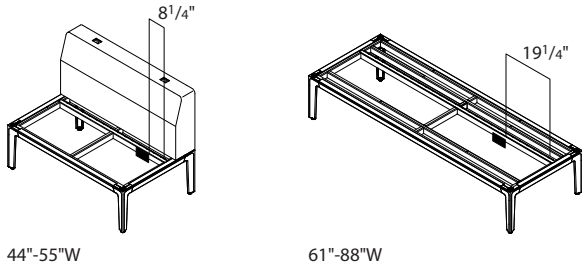
Regard Ganging Harness Length Guidelines

Modular harnesses

allow power to be extended from one power block to another. Use the guidelines on this page to determine harness length.

▶ Page 275

Recommended Receptacle Kit Location



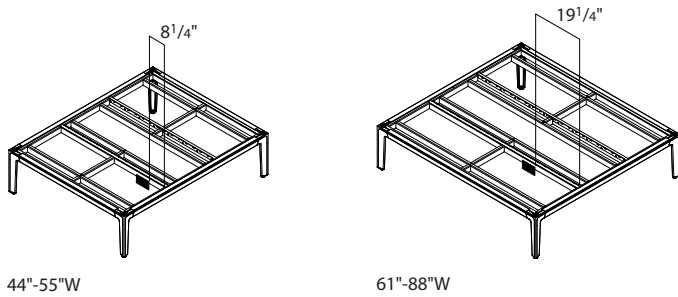
Single-Sided Frames

Frame Width		44"	44"	55"	55"	60 1/2"	60 1/2"	66"	66"	71 1/2"	71 1/2"	77"	77"	82 1/2"
	Power Module Quantity	1	2	1	2	1	2	1	2	1	2	1	2	1
44"	1	18"	18"	18"	18"	30"	30"	30"	30"	30"	30"	30"	30"	30"
44"	2	18"	18"	18"	18"	30"	30"	30"	30"	30"	30"	30"	30"	30"
55"	1	18"	18"	18"	18"	30"	30"	30"	30"	30"	30"	30"	30"	30"
55"	2	18"	18"	18"	18"	30"	30"	30"	30"	30"	30"	30"	30"	30"
60 1/2"	1	30"	30"	30"	30"	42"	42"	42"	42"	42"	42"	42"	42"	42"
60 1/2"	2	30"	30"	30"	30"	42"	42"	42"	42"	42"	42"	42"	42"	42"
66"	1	30"	30"	30"	30"	42"	42"	42"	42"	42"	42"	42"	42"	42"
66"	2	30"	30"	30"	30"	42"	42"	42"	42"	42"	42"	42"	42"	42"
71 1/2"	1	30"	30"	30"	30"	42"	42"	42"	42"	42"	42"	42"	42"	42"
71 1/2"	2	30"	30"	30"	30"	42"	42"	42"	42"	42"	42"	42"	42"	42"
77"	1	30"	30"	30"	30"	42"	42"	42"	42"	42"	42"	42"	42"	42"
77"	2	30"	30"	30"	30"	42"	42"	42"	42"	42"	42"	42"	42"	42"
82 1/2"	1	30"	30"	30"	30"	42"	42"	42"	42"	42"	42"	42"	42"	42"
82 1/2"	2	30"	30"	30"	30"	42"	42"	42"	42"	42"	42"	42"	42"	42"
88"	1	30"	30"	30"	30"	42"	42"	42"	42"	42"	42"	42"	42"	42"
88"	2	30"	30"	30"	30"	42"	42"	42"	42"	42"	42"	42"	42"	42"

82½"	88"	88"
2	1	2
30"	30"	30"
30"	30"	30"
30"	30"	30"
30"	30"	30"
42"	42"	42"
42"	42"	42"
42"	42"	42"
42"	42"	42"
42"	42"	42"
42"	42"	42"
42"	42"	42"
42"	42"	42"
42"	42"	42"
42"	42"	42"
42"	42"	42"
42"	42"	42"
42"	42"	42"
42"	42"	42"

Regard Ganging Harness Length Guidelines, continued

Recommended Receptacle Kit Location



Double-Sided Frames

Frame Width		44"	44"	55"	55"	60 1/2"	60 1/2"	60 1/2"	66"	66"	66"	71 1/2"	71 1/2"	71 1/2"
	Power Module Quantity	1	2	1	2	1	2	3	1	2	3	1	2	3
44"	1	18"	18"	18"	18"	30"	30"	30"	30"	30"	30"	30"	30"	30"
44"	2	18"	18"	18"	18"	30"	30"	30"	30"	30"	30"	30"	30"	30"
55"	1	18"	18"	18"	18"	30"	30"	30"	30"	30"	30"	30"	30"	30"
55"	2	18"	18"	18"	18"	30"	30"	30"	30"	30"	30"	30"	30"	30"
60 1/2"	1	30"	30"	30"	30"	42"	42"	42"	42"	42"	42"	42"	42"	42"
60 1/2"	2	30"	30"	30"	30"	42"	42"	42"	42"	42"	42"	42"	42"	42"
60 1/2"	3	30"	30"	30"	30"	42"	42"	42"	42"	42"	42"	42"	42"	42"
66"	1	30"	30"	30"	30"	42"	42"	42"	42"	42"	42"	42"	42"	42"
66"	2	30"	30"	30"	30"	42"	42"	42"	42"	42"	42"	42"	42"	42"
66"	3	30"	30"	30"	30"	42"	42"	42"	42"	42"	42"	42"	42"	42"
71 1/2"	1	30"	30"	30"	30"	42"	42"	42"	42"	42"	42"	42"	42"	42"
71 1/2"	2	30"	30"	30"	30"	42"	42"	42"	42"	42"	42"	42"	42"	42"
71 1/2"	3	30"	30"	30"	30"	42"	42"	42"	42"	42"	42"	42"	42"	42"
77"	1	30"	30"	30"	30"	42"	42"	42"	42"	42"	42"	42"	42"	42"
77"	2	30"	30"	30"	30"	42"	42"	42"	42"	42"	42"	42"	42"	42"
77"	3	30"	30"	30"	30"	42"	42"	42"	42"	42"	42"	42"	42"	42"
82 1/2"	1	30"	30"	30"	30"	42"	42"	42"	42"	42"	42"	42"	42"	42"
82 1/2"	2	30"	30"	30"	30"	42"	42"	42"	42"	42"	42"	42"	42"	42"
82 1/2"	3	30"	30"	30"	30"	42"	42"	42"	42"	42"	42"	42"	42"	42"
88"	1	30"	30"	30"	30"	42"	42"	42"	42"	42"	42"	42"	42"	42"
88"	2	30"	30"	30"	30"	42"	42"	42"	42"	42"	42"	42"	42"	42"
88"	3	30"	30"	30"	30"	42"	42"	42"	42"	42"	42"	42"	42"	42"
88"	4	30"	30"	30"	30"	42"	42"	42"	42"	42"	42"	42"	42"	42"

77"	77"	77"	82½"	82½"	82½"	88"	88"	88"	88"
1	2	3	1	2	3	1	2	3	4
30"	30"	30"	30"	30"	30"	30"	30"	30"	30"
30"	30"	30"	30"	30"	30"	30"	30"	30"	30"
30"	30"	30"	30"	30"	30"	30"	30"	30"	30"
30"	30"	30"	30"	30"	30"	30"	30"	30"	30"
42"	42"	42"	42"	42"	42"	42"	42"	42"	42"
42"	42"	42"	42"	42"	42"	42"	42"	42"	42"
42"	42"	42"	42"	42"	42"	42"	42"	42"	42"
42"	42"	42"	42"	42"	42"	42"	42"	42"	42"
42"	42"	42"	42"	42"	42"	42"	42"	42"	42"
42"	42"	42"	42"	42"	42"	42"	42"	42"	42"
42"	42"	42"	42"	42"	42"	42"	42"	42"	42"
42"	42"	42"	42"	42"	42"	42"	42"	42"	42"
42"	42"	42"	42"	42"	42"	42"	42"	42"	42"
42"	42"	42"	42"	42"	42"	42"	42"	42"	42"
42"	42"	42"	42"	42"	42"	42"	42"	42"	42"
42"	42"	42"	42"	42"	42"	42"	42"	42"	42"
42"	42"	42"	42"	42"	42"	42"	42"	42"	42"
42"	42"	42"	42"	42"	42"	42"	42"	42"	42"
42"	42"	42"	42"	42"	42"	42"	42"	42"	42"
42"	42"	42"	42"	42"	42"	42"	42"	42"	42"
42"	42"	42"	42"	42"	42"	42"	42"	42"	42"
42"	42"	42"	42"	42"	42"	42"	42"	42"	42"
42"	42"	42"	42"	42"	42"	42"	42"	42"	42"
42"	42"	42"	42"	42"	42"	42"	42"	42"	42"

Regard

Regard Base, Bench, Booth, and Wall-Mounted Frames

Standard Includes	Required to Specify
<ul style="list-style-type: none"> ▶ Need help? Product details, page 228 • Legs and trim: paint price group 1 • Adjustable glides on legs: platinum solid plastic 	<ul style="list-style-type: none"> 1 Style number 2 Paint color for legs and trim 3 Options, if selected (see below) ▶ See <i>Surface Materials</i>, page 277.

Options	U.S. Price	Required to Specify
Surface Materials <ul style="list-style-type: none"> • Paint price group 1 • Paint price group 2 for wall-mounted base frame • Paint price group 2 for single-sided, double-sided, bench, and booth base frames • Paint price group 3 	No cost +\$ 44 +\$ 80 +\$158	Specify paint color number. Specify paint color number. Specify paint color number. Specify paint color number. ▶ See <i>Surface Materials</i> , page 277.
Tablet Frame <ul style="list-style-type: none"> • Single-sided frames 77"W-88"W and all double-sided frames • Single-sided frames 44"W-71½"W 	No cost +\$ 73	Specify <i>with tablet frame</i> . Specify <i>with tablet frame</i> .

Tip: Single-sided frames 77"W-88"W and all double-sided frames are standard with the tablet frame option.

Specification Information			
Dimensions	Style	U.S.	
D	W	Number	Base Price

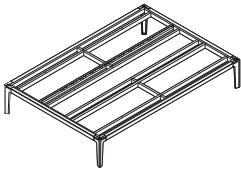
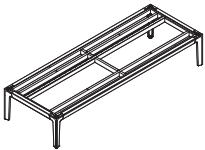
Frames

Single-Sided

27½"	33"	HS4FS33	\$1263
27½"	44"	HS4FS44	\$1329
27½"	55"	HS4FS55	\$1432
27½"	60½"	HS4FS61	\$1473
27½"	66"	HS4FS66	\$1511
27½"	71½"	HS4FS72	\$1548
27½"	77"	HS4FS77	\$1634
27½"	82½"	HS4FS83	\$1694
27½"	88"	HS4FS88	\$1754

Double-Sided

55"	44"	HS4FD44	\$1686
55"	55"	HS4FD55	\$1859
55"	60½"	HS4FD61	\$1922
55"	66"	HS4FD66	\$1989
55"	71½"	HS4FD72	\$2054
55"	77"	HS4FD77	\$2121
55"	82½"	HS4FD83	\$2187
55"	88"	HS4FD88	\$2250



For Canadian Pricing
 Multiply U.S. Price by the Canadian price factor.
 ▶ See page 1 for details.

▶ **Specification Information, continued on next page**

► Specification Information, continued from previous page

Specification Information

Dimensions		Style Number	U.S. Base Price
D	W		

Frames, continued

Planter

37½"	44"	HS4FSP44	\$1649
37½"	55"	HS4FSP55	\$1812
37½"	60½"	HS4FSP61	\$1926
37½"	66"	HS4FSP66	\$1973
37½"	71½"	HS4FSP72	\$2241
37½"	77"	HS4FSP77	\$2315
37½"	82½"	HS4FSP83	\$2435
37½"	88"	HS4FSP88	\$2512

Bench

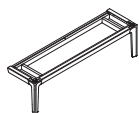
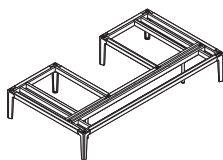
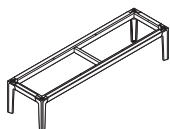
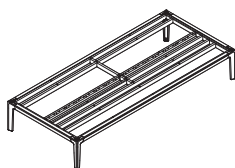
18"	44"	HS4FB44	\$1137
18"	66"	HS4FB66	\$1320

Booth

44"	80½"	HS4FC4481	\$3008
55"	80½"	HS4FC5581	\$3195

Wall-Mounted

11"	55"	HS4FW1155	\$1316
-----	-----	------------------	--------



For Canadian Pricing
 Multiply U.S. Price by the Canadian price factor.
 ► See page 1 for details.

Regard Frame Extensions

Standard Includes		Required to Specify
<ul style="list-style-type: none"> ▶ Need help? Product details, page 228 	<ul style="list-style-type: none"> • Frame extensions: paint price group 1 • Adjustable glides on legs: platinum solid plastic 	<ul style="list-style-type: none"> 1 Style number 2 Paint color for extensions 3 Options, if selected (see below) ▶ See <i>Surface Materials</i>, page 277.

Tip: Extensions can be added to either side of double-sided frames or back of 55"W single-sided frame.

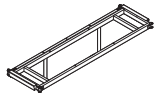
Options	U.S. Price	Required to Specify
Surface Materials <ul style="list-style-type: none"> • Paint price group 1 • Paint price group 2 for cabinet and seating frame extensions • Paint price group 2 for planter frame extensions • Paint price group 3 for all frame extensions. 	No cost +\$ 44 +\$ 80 +\$158	Specify paint color number. Specify paint color number. Specify paint color number. Specify paint color number.
Tablet Frame <ul style="list-style-type: none"> • For seating frame extension 	+ \$ 73	Specify with <i>tablet frame</i> .

Tip: Cabinet frame and planter frame extensions are not available with tablet frame option.

Specification Information			
Dimensions	Style	U.S.	
D W	Number	Base	Price

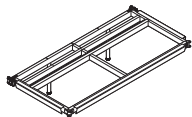
Cabinet Frame Extension

11"	55"	HS4FE1155	\$ 779
-----	-----	------------------	--------



Seating Frame Extension

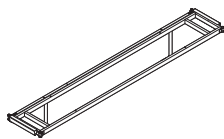
27½"	55"	HS4FE2855	\$1039
------	-----	------------------	--------



Tip: Perpendicular seating can only be added using HS4FE2855.

Planter Frame Extensions

11"	44"	HS4FE1144	\$ 732
11"	61"	HS4FE1161	\$ 827
11"	66"	HS4FE1166	\$ 872
11"	72"	HS4FE1172	\$ 919
11"	77"	HS4FE1177	\$ 968
11"	83"	HS4FE1183	\$1011
11"	88"	HS4FE1188	\$1061



Tip: Only for use on single-sided frames.



For Canadian Pricing
 Multiply U.S. Price by the Canadian price factor.
 ▶ See page 1 for details.



Standard Includes	Required to Specify
<ul style="list-style-type: none"> ▶ Need help? Product details, page 228 • Ganging bracket: quantity 2 	Style number

Specification Information	
Style Number	U.S. Price

Ganging Bracket

HS4FG	\$71
:	:



 **For Canadian Pricing**
 Multiply U.S. Price by the Canadian price factor.
 ▶ See page 1 for details.

Regard Seat and Bench Cushions

Tip: Contrasting fabrics can be specified on the bench cushions only.

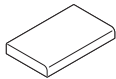
Standard Includes	Required to Specify
<ul style="list-style-type: none"> ▶ Need help? Product details, page 232 • Seat, bench cushion, bench side panel: fabric • Frame attachment brackets 	<ol style="list-style-type: none"> 1 Style number 2 Fabric color number for seat or bench cushion 3 Fabric color number for bench side panel, if selected 4 Options, if selected (see below) <p>▶ See <i>Surface Materials</i>, page 277.</p>

Options	U.S. Price	Required to Specify
Surface Materials Moisture barrier <ul style="list-style-type: none"> • Moisture barrier 	+\$143 per cushion	Specify with moisture barrier.

Specification Information

Dimensions D W	Style Number	U.S. Base Prices										COM
		Fabric Price Group	Fabric Price Group	Fabric Price Group	Fabric Price Group	Fabric Price Group	Fabric Price Group	Fabric Price Group	Fabric Price Group	Fabric Price Group	Fabric Price Group	
		1	2	3	4	5	6	7	8	9	10	

Seat Cushions



20"	22"	HS4H22	Seat fabric	\$388	\$445	\$475	\$515	\$561	\$ 600	\$ 657	\$ 726	\$ 802	\$ 887	\$416
20"	27½"	HS4H28	Seat fabric	\$452	\$539	\$582	\$643	\$715	\$ 775	\$ 861	\$ 966	\$1086	\$1214	\$480
20"	33"	HS4H33	Seat fabric	\$468	\$559	\$607	\$670	\$743	\$ 807	\$ 897	\$1003	\$1132	\$1265	\$496

Bench Cushion



18"	22"	HS4HB	Seat fabric	\$447	\$507	\$538	\$580	\$628	\$ 670	\$ 732	\$ 801	\$ 883	\$ 972	\$460
			Side fabric	No cost	+\$31	+\$47	+\$69	+\$94	+\$115	+\$146	+\$181	+\$225	+\$272	+\$13



For Canadian Pricing
 Multiply U.S. Price by the Canadian price factor.
 ▶ See page 1 for details.



Regard Backs

Tip: Inner and outer fabrics may be contrasting.

Tip: Back fabric patterns may not match seats and arms.

▶ See *Surface Materials*, page 520

Tip: Fabric is applied warp horizontal only.

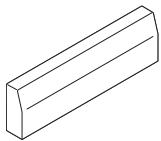
Tip: Privacy screen attachment option must be specified when mounting a glass screen to a back. Screens are ordered separately.

Standard Includes		Required to Specify
▶ Need help? Product details, page 234	<ul style="list-style-type: none"> • Inner and outer back: fabric • Frame attachment brackets 	1 Style number 2 Fabric color number for inner back 3 Fabric color number for outer back 4 Options, if selected (see below) ▶ See <i>Surface Materials</i> , page 277.

Options	U.S. Price	Required to Specify
Privacy Screen Attachment	<ul style="list-style-type: none"> • For backs 33" – 60½" • For backs 66" – 88" 	+\$152 per back +\$183 per back Specify with screen attachment. Specify with screen attachment.
Related Products	<ul style="list-style-type: none"> • Privacy Screens 	▶ Page 267

Specification Information													
Dimensions		Style	U.S. Base Prices										
D	W	Number	Fabric Price Group 1	Fabric Price Group 2	Fabric Price Group 3	Fabric Price Group 4	Fabric Price Group 5	Fabric Price Group 6	Fabric Price Group 7	Fabric Price Group 8	Fabric Price Group 9	Fabric Price Group 10	COM

Single-Sided



7½"	33"	HS4BS33	Inner fabric	\$1027	\$1087	\$1117	\$1157	\$1205	\$1247	\$1306	\$1376	\$1456	\$ 1547	\$1055
			Outer fabric	No cost	+\$ 89	+\$134	+\$197	+\$269	+\$330	+\$418	+\$523	+\$646	+\$ 778	+\$ 28
7½"	44"	HS4BS44	Inner fabric	\$1131	\$1200	\$1235	\$1283	\$1340	\$1384	\$1456	\$1535	\$1627	\$ 1732	\$1159
			Outer fabric	No cost	+\$104	+\$155	+\$227	+\$309	+\$381	+\$484	+\$605	+\$747	+\$ 897	+\$ 28
7½"	55"	HS4BS55	Inner fabric	\$1238	\$1318	\$1355	\$1410	\$1472	\$1525	\$1604	\$1696	\$1799	\$ 1915	\$1266
			Outer fabric	No cost	+\$117	+\$175	+\$258	+\$351	+\$429	+\$549	+\$684	+\$846	+\$1018	+\$ 28
7½"	60½"	HS4BS61	Inner fabric	\$1311	\$1394	\$1433	\$1492	\$1561	\$1614	\$1698	\$1794	\$1905	\$ 2029	\$1339
			Outer fabric	No cost	+\$123	+\$186	+\$272	+\$372	+\$457	+\$580	+\$725	+\$895	+\$1077	+\$ 28
7½"	66"	HS4BS66	Inner fabric	\$1409	\$1500	\$1548	\$1611	\$1684	\$1748	\$1838	\$1944	\$2073	\$ 2206	\$1437
			Outer fabric	No cost	+\$139	+\$206	+\$303	+\$414	+\$505	+\$644	+\$805	+\$994	+\$1196	+\$ 28

▶ **Specification Information, continued on next page**



For Canadian Pricing

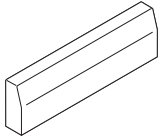
Multiply U.S. Price by the Canadian price factor.

▶ See page 1 for details.

► Specification Information, continued from previous page

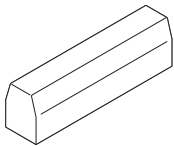
Specification Information													
Dimensions D W	Style Number	U.S. Base Prices											COM
		Fabric Price Group 1	Fabric Price Group 2	Fabric Price Group 3	Fabric Price Group 4	Fabric Price Group 5	Fabric Price Group 6	Fabric Price Group 7	Fabric Price Group 8	Fabric Price Group 9	Fabric Price Group 10		

Single-Sided, continued



7½"	71½"	HS4BS72	Inner fabric	\$1505	\$1600	\$1650	\$1718	\$1794	\$1859	\$1955	\$ 2067	\$ 2199	\$ 2343	\$1533
			Outer fabric	No cost	+\$146	+\$217	+\$317	+\$435	+\$529	+\$676	+\$ 846	+\$1044	+\$1255	+\$ 28
7½"	77"	HS4BS77	Inner fabric	\$1605	\$1711	\$1762	\$1837	\$1920	\$1993	\$2099	\$ 2220	\$ 2366	\$ 2521	\$1633
			Outer fabric	No cost	+\$158	+\$238	+\$349	+\$477	+\$581	+\$742	+\$ 926	+\$1142	+\$1377	+\$ 28
7½"	82½"	HS4BS83	Inner fabric	\$1702	\$1815	\$1868	\$1944	\$2033	\$2107	\$2220	\$ 2346	\$ 2496	\$ 2656	\$1730
			Outer fabric	No cost	+\$166	+\$250	+\$364	+\$498	+\$608	+\$774	+\$ 968	+\$1193	+\$1436	+\$ 28
7½"	88"	HS4BS88	Inner fabric	\$1798	\$1918	\$1976	\$2061	\$2159	\$2236	\$2356	\$ 2495	\$ 2659	\$ 2836	\$1826
			Outer fabric	No cost	+\$178	+\$269	+\$392	+\$537	+\$655	+\$838	+\$1047	+\$1291	+\$1555	+\$ 28

Double-Sided



15"	33"	HS4BD33	Inner fabric	\$1278	\$1367	\$1412	\$1475	\$1547	\$1608	\$1696	\$1801	\$1924	\$2056	\$1306
			Outer fabric	No cost	+\$ 60	+\$ 90	+\$130	+\$178	+\$220	+\$279	+\$349	+\$429	+\$520	+\$ 28
15"	38½"	HS4BD39	Inner fabric	\$1401	\$1505	\$1556	\$1628	\$1710	\$1782	\$1885	\$2006	\$2148	\$2298	\$1429
			Outer fabric	No cost	+\$ 69	+\$104	+\$152	+\$209	+\$253	+\$325	+\$404	+\$496	+\$601	+\$ 28
15"	44"	HS4BD44	Inner fabric	\$1512	\$1616	\$1667	\$1739	\$1821	\$1893	\$1996	\$2117	\$2259	\$2409	\$1540
			Outer fabric	No cost	+\$ 69	+\$104	+\$152	+\$209	+\$253	+\$325	+\$404	+\$496	+\$601	+\$ 28
15"	49½"	HS4BD50	Inner fabric	\$1624	\$1747	\$1810	\$1896	\$1996	\$2081	\$2204	\$2349	\$2519	\$2701	\$1652
			Outer fabric	No cost	+\$ 83	+\$122	+\$181	+\$250	+\$303	+\$387	+\$483	+\$594	+\$718	+\$ 28
15"	55"	HS4BD55	Inner fabric	\$1733	\$1872	\$1939	\$2036	\$2147	\$2238	\$2377	\$2538	\$2727	\$2929	\$1761
			Outer fabric	No cost	+\$ 91	+\$139	+\$202	+\$275	+\$339	+\$429	+\$535	+\$664	+\$797	+\$ 28
15"	60½"	HS4BD61	Inner fabric	\$1842	\$1981	\$2048	\$2145	\$2256	\$2347	\$2486	\$2647	\$2836	\$3038	\$1870
			Outer fabric	No cost	+\$ 91	+\$139	+\$202	+\$275	+\$339	+\$429	+\$535	+\$664	+\$797	+\$ 28

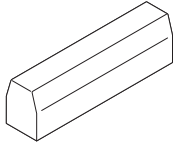
► Specification Information, continued on next page

Regard Backs, continued

► Specification Information, continued from previous page

Specification Information													
Dimensions D W	Style Number		U.S. Base Prices										COM
			Fabric Price Group 1	Fabric Price Group 2	Fabric Price Group 3	Fabric Price Group 4	Fabric Price Group 5	Fabric Price Group 6	Fabric Price Group 7	Fabric Price Group 8	Fabric Price Group 9	Fabric Price Group 10	

Double-Sided, continued



15"	66"	HS4BD66	Inner fabric	\$1952	\$2110	\$2190	\$2301	\$2429	\$2533	\$2694	\$2878	\$ 3094	\$ 3329	\$1980
			Outer fabric	No cost	+\$106	+\$157	+\$232	+\$315	+\$388	+\$494	+\$615	+\$ 761	+\$ 916	+\$ 28
15"	71½"	HS4BD72	Inner fabric	\$2061	\$2219	\$2299	\$2410	\$2538	\$2642	\$2803	\$2987	\$ 3203	\$ 3438	\$2089
			Outer fabric	No cost	+\$106	+\$157	+\$232	+\$315	+\$388	+\$494	+\$615	+\$ 761	+\$ 916	+\$ 28
15"	77"	HS4BD77	Inner fabric	\$2169	\$2396	\$2511	\$2668	\$2852	\$3006	\$3231	\$3497	\$ 3810	\$ 4144	\$2197
			Outer fabric	No cost	+\$152	+\$227	+\$333	+\$457	+\$556	+\$708	+\$887	+\$1092	+\$1315	+\$ 28
15"	82½"	HS4BD83	Inner fabric	\$2279	\$2513	\$2629	\$2797	\$2984	\$3140	\$3375	\$3647	\$ 3968	\$ 4312	\$2307
			Outer fabric	No cost	+\$156	+\$234	+\$343	+\$469	+\$575	+\$731	+\$913	+\$1128	+\$1358	+\$ 28
15"	88"	HS4BD88	Inner fabric	\$2389	\$2631	\$2752	\$2918	\$3114	\$3276	\$3518	\$3798	\$ 4129	\$ 4483	\$2417
			Outer fabric	No cost	+\$159	+\$241	+\$353	+\$483	+\$591	+\$753	+\$940	+\$1162	+\$1396	+\$ 28



For Canadian Pricing





Multiply U.S. Price by the Canadian price factor.

► See page 1 for details.

Regard Arms

Standard Includes	Required to Specify
<ul style="list-style-type: none"> ▶ Need help? Product details, page 236 • Inner and outer arms: fabric • Arm cap, if selected: plastic • Frame attachment brackets 	<ul style="list-style-type: none"> 1 Style number 2 Fabric color number for inner arm 3 Fabric color number for outer arm 4 Plastic color number for arm cap, if selected ▶ See <i>Surface Materials</i>, page 277.

Specification Information

Single-Sided		Double-Sided	Single-Sided with Plastic Arm Cap					Double-Sided with Plastic Arm Cap					
													
Dimensions D	W	Style Number	U.S. Base Prices										COM
			Fabric Price Group 1	Fabric Price Group 2	Fabric Price Group 3	Fabric Price Group 4	Fabric Price Group 5	Fabric Price Group 6	Fabric Price Group 7	Fabric Price Group 8	Fabric Price Group 9	Fabric Price Group 10	

Single-Sided

20"	5 1/2"	HS4AS6	Inner fabric	\$341	\$368	\$381	\$401	\$ 424	\$ 442	\$ 470	\$ 500	\$ 539	\$ 580	\$354
			Outer fabric	No cost	+\$40	+\$61	+\$91	+\$123	+\$152	+\$193	+\$242	+\$299	+\$361	+\$13
20"	11"	HS4AS11	Inner fabric	\$420	\$447	\$460	\$480	\$ 503	\$ 521	\$ 549	\$ 579	\$ 618	\$ 659	\$433
			Outer fabric	No cost	+\$40	+\$61	+\$91	+\$123	+\$152	+\$193	+\$242	+\$299	+\$361	+\$13

Double-Sided

20"	5 1/2"	HS4AD6	Inner fabric	\$376	\$403	\$416	\$436	\$ 459	\$ 477	\$ 505	\$ 535	\$ 574	\$ 615	\$389
			Outer fabric	No cost	+\$40	+\$61	+\$91	+\$123	+\$152	+\$193	+\$242	+\$299	+\$361	+\$13
20"	11"	HS4AD11	Inner fabric	\$458	\$485	\$498	\$518	\$ 541	\$ 559	\$ 587	\$ 617	\$ 656	\$ 697	\$471
			Outer fabric	No cost	+\$40	+\$61	+\$91	+\$123	+\$152	+\$193	+\$242	+\$299	+\$361	+\$13

Single-Sided with Plastic Arm Cap

20"	5 1/2"	HS4AS6C	Inner fabric	\$475	\$488	\$499	\$510	\$ 522	\$ 532	\$ 547	\$ 565	\$ 588	\$ 610	\$488
			Outer fabric	No cost	+\$22	+\$28	+\$40	+\$ 57	+\$ 69	+\$ 89	+\$113	+\$136	+\$165	+\$13
20"	11"	HS4AS11C	Inner fabric	\$579	\$602	\$610	\$623	\$ 640	\$ 657	\$ 674	\$ 700	\$ 727	\$ 757	\$592
			Outer fabric	No cost	+\$26	+\$37	+\$55	+\$ 79	+\$ 92	+\$118	+\$147	+\$181	+\$220	+\$13

Double-Sided with Plastic Arm Cap

20"	5 1/2"	HS4AD6C	Inner fabric	\$512	\$536	\$546	\$562	\$ 581	\$ 595	\$ 621	\$ 645	\$ 677	\$ 709	\$525
			Outer fabric	No cost	+\$ 9	+\$18	+\$26	+\$ 35	+\$ 42	+\$ 53	+\$ 69	+\$ 84	+\$103	+\$13
20"	11"	HS4AD11C	Inner fabric	\$619	\$649	\$663	\$685	\$ 710	\$ 732	\$ 761	\$ 796	\$ 837	\$ 882	\$632
			Outer fabric	No cost	+\$17	+\$25	+\$35	+\$ 47	+\$ 57	+\$ 75	+\$ 91	+\$114	+\$135	+\$13

Regard Utility Arms

Tip: Contour arm is only to be used between seat cushions.

Tip: In-line table can be used in between seat cushions or on either end of a frame.

Tip: Specify power strip separately.
▶ See page 274

Standard Includes	Required to Specify
<ul style="list-style-type: none"> ▶ Need help? Product details, page 236 • Outer arm: fabric • Arm cap: plastic • Frame attachment brackets 	<ol style="list-style-type: none"> 1 Style number 2 Fabric color number for outer arm 3 Plastic color number for arm cap 4 Options, if selected (see below) <p>▶ See <i>Surface Materials</i>, page 520.</p>

Options	U.S. Price	Required to Specify
Power Cutout • With power cutout	No cost	Specify with power cutout.

Specification Information

Contour Arm



In-Line Table



Dimensions		Style Number		U.S. Base Prices										COM
D	W			Fabric Price Group 1	Fabric Price Group 2	Fabric Price Group 3	Fabric Price Group 4	Fabric Price Group 5	Fabric Price Group 6	Fabric Price Group 7	Fabric Price Group 8	Fabric Price Group 9	Fabric Price Group 10	
20"	11"	HS4AU11	Outer fabric	\$696	\$731	\$747	\$774	\$800	\$823	\$855	\$898	\$946	\$996	\$724

Contour Arm

20"	11"	HS4AU11	Outer fabric	\$696	\$731	\$747	\$774	\$800	\$823	\$855	\$898	\$946	\$996	\$724
-----	-----	---------	--------------	-------	-------	-------	-------	-------	-------	-------	-------	-------	-------	-------

In-Line Table

20"	11"	HS4TL11	Outer fabric	\$557	\$592	\$608	\$635	\$661	\$684	\$716	\$759	\$807	\$857	\$585
-----	-----	---------	--------------	-------	-------	-------	-------	-------	-------	-------	-------	-------	-------	-------




For Canadian Pricing

Multiply U.S. Price by the Canadian price factor.

▶ See page 1 for details.

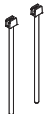
Regard Privacy Screens

Tip: Must specify the privacy screen attachment option for each back, as well as the privacy screen style number. Screens can only be attached when the option is selected on each back.



Tip: Screen width must match width of back width.

Tip: When using custom screen materials, screen widths must be ordered 2" less than widths shown at right. All edges must be rounded and beveled.



Tip: Screen brackets and stanchions can be specified separately to allow users to supply own screens.

Tip: When specifying custom screen materials, screen lengths 33"–55" require two brackets and stanchions and screen lengths 60½"–88" require four brackets and stanchions.

Tip: When using custom screen materials, the installer must attach glass tabs to the screen. Glass connection tabs come with screen brackets and stanchions.

For Canadian Pricing
 Multiply U.S. Price by the Canadian price factor.
 ▶ See page 1 for details.

Standard Includes	Required to Specify
▶ Need help? Product details, page 238	1 Style number 2 Paint color number for brackets ▶ See <i>Surface Materials</i> , page 277.
<ul style="list-style-type: none"> • Glass screen: 6530 Frosted Glass • Two brackets, 33"W – 55"W: paint • Four brackets, 60½"W – 88"W: paint 	

Specification Information			
Dimensions	Style	U.S.	
W	H	Number	Price

Screens with Brackets

33"	14"	HS4S33G	\$ 732
38½"	14"	HS4S39G	\$ 801
44"	14"	HS4S44G	\$ 870
49½"	14"	HS4S50G	\$ 971
55"	14"	HS4S55G	\$1039
60½"	14"	HS4S61G	\$1111
66"	14"	HS4S66G	\$1177
71½"	14"	HS4S72G	\$1246
77"	14"	HS4S77G	\$1316
82½"	14"	HS4S83G	\$1384
88"	14"	HS4S88G	\$1453

Screen Brackets and Stanchions

Two brackets and stanchions	HS4SA2	\$ 216
Four brackets and stanchions	HS4SA4	\$ 402



Regard Tables

Standard Includes	Required to Specify
<ul style="list-style-type: none"> ▶ Need help? Product details, page 240 • Table top: High-Pressure Laminate, or solid surface • Metal support leg and base: paint • Edges on laminate table, if selected; 3 mm plastic 	<ol style="list-style-type: none"> 1 Style number 2 Laminate color number for top, if selected 3 Solid surface color number for top, if selected 4 Plastic color number for laminate table edge, if selected 5 Paint color for leg and base 6 Options, if selected (see below) <p>▶ See <i>Surface Materials</i>, page 277.</p>

Tip: Open Line laminate requires a selection of standard edge band finish.

Tip: Table top is 3/4" thick for laminate and 1 1/4" thick for solid surfaces.

Options	U.S. Price	Required to Specify
Surface Materials Laminate <ul style="list-style-type: none"> • Steelcase Health laminate • Steelcase laminate • Open Line laminate 	No cost No cost +\$146 plus the cost of laminate	<p>▶ See <i>Surface Materials</i>, page 277.</p> <p>▶ See <i>Surface Materials</i>, page 277.</p> <p>▶ See <i>Surface Materials</i>, page 277.</p>
Paint <ul style="list-style-type: none"> • Paint price group 1 • Paint price group 2 for 22"H square tables • Paint price group 2 for 26"H square and personal tables • Paint price group 3 for square and personal tables 	No cost +\$ 44 +\$ 80 +\$158	Specify paint color number. Specify paint color number. Specify paint color number. Specify paint color number. ▶ See <i>Surface Materials</i> , page 520.

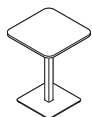
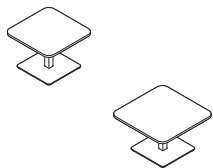
Specification Information								
Dimensions			Style Number	U.S. Base Prices				
D	W	H		Laminate	Solid Surface Price Group A	Solid Surface Price Group B	Solid Surface Price Group C	Solid Surface Price Group D

Square Tables

Laminate								
22"	22"	15"	HS4T2218L	\$1114	N.A.	N.A.	N.A.	N.A.
26"	26"	15"	HS4T2618L	\$1281	N.A.	N.A.	N.A.	N.A.
Solid Surface								
22"	22"	15"	HS4T2218S	N.A.	\$1933	\$1983	\$2049	\$2208
26"	26"	15"	HS4T2618S	N.A.	\$2211	\$2276	\$2353	\$2521

Personal Tables

Laminate								
22"	22"	29"	HS4T2228L	\$1139	N.A.	N.A.	N.A.	N.A.
Solid Surface								
22"	22"	29"	HS4T2228S	N.A.	\$1970	\$2020	\$2086	\$2245



 **For Canadian Pricing**
 Multiply U.S. Price by the Canadian price factor.
 ▶ See page 1 for details.

Regard Planters



Standard Includes		Required to Specify
▶ Need help? Product details, page 241	<ul style="list-style-type: none"> Planter: paint price group 1 Adjustable glides on planter: platinum solid plastic 	1 Style number 2 Paint color for planter 3 Options, if selected (see below) ▶ See <i>Surface Materials</i> , page 277.

Options	U.S. Price	Required to Specify
Surface Materials <ul style="list-style-type: none"> Paint price group 1 Paint price group 2 Paint price group 3 	No cost +\$ 80 +\$158	Specify paint color number. Specify paint color number. Specify paint color number.
Shelf Bracket <ul style="list-style-type: none"> Bracket: black paint only 	+\$ 77	Specify with <i>shelf bracket option</i> .

Tip: When mounting to frame, planter must be specified with shelf bracket option.

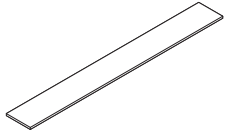
Specification Information			
Dimensions		Style	U.S.
D	W	Number	Base Price
11"	22"	HS4P1122	\$1024
11"	33"	HS4P1133	\$1139
11"	44"	HS4P1144	\$1213
22"	22"	HS4P2222	\$1064
.	.	.	.

Tip: 22"D x 22"W planter is for use on the floor only.



 **For Canadian Pricing**
 Multiply U.S. Price by the Canadian price factor.
 ▶ See page 1 for details.

Regard Planter Shelves



Standard Includes	Required to Specify
<ul style="list-style-type: none"> ▶ Need help? Product details, page 241 • Shelf: Steelcase Health laminate or Steelcase laminate • Edge: plastic 	<ol style="list-style-type: none"> 1 Style number 2 Laminate color number for shelf 3 Plastic color number for laminate shelf edge 4 Options, if selected (see below) <ul style="list-style-type: none"> ▶ See <i>Surface Materials</i>, page 277.

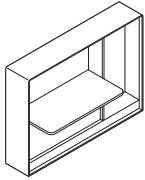
Options	U.S. Price	Required to Specify
Surface Materials <ul style="list-style-type: none"> • Steelcase Health laminate • Steelcase laminate • Open Line laminate 	No cost No cost +\$146 plus cost of laminate	<ul style="list-style-type: none"> ▶ See <i>Surface Materials</i>, page 277. ▶ See <i>Surface Materials</i>, page 277. ▶ See <i>Surface Materials</i>, page 277.

Specification Information			
Dimensions		Style	U.S.
D	W	Number	Base Price
11"	44"	HS4LSP44	\$505
11"	55"	HS4LSP55	\$570
11"	60½"	HS4LSP61	\$573
11"	66"	HS4LSP66	\$611
11"	71½"	HS4LSP72	\$615
11"	77"	HS4LSP77	\$688
11"	82½"	HS4LSP83	\$691
11"	88"	HS4LSP88	\$697
:	:	:	:



For Canadian Pricing
 Multiply U.S. Price by the Canadian price factor.
 ▶ See page 1 for details.

Regard Desk Cabinet



Standard Includes		Required to Specify
<ul style="list-style-type: none"> ▶ Need help? Product details, page 242 	<ul style="list-style-type: none"> • Worksurface: laminate • Edges on laminate worksurface, 3 mm plastic • Vertical surfaces: laminate • Back panel, if selected: laminate • Shroud: paint 	<ol style="list-style-type: none"> 1 Style number 2 Laminate color number for worksurface 3 Plastic color number for laminate work-surface edges 4 Laminate color number for vertical sur-faces and back panel, if selected 5 Paint color number for shroud 6 Options, if selected (see below) <ul style="list-style-type: none"> ▶ See <i>Surface Materials</i>, page 277.

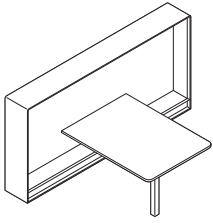
Options	U.S. Price	Required to Specify
Surface Materials <ul style="list-style-type: none"> • Laminate <ul style="list-style-type: none"> • Steelcase Health laminate • Steelcase laminate • Open Line laminate 	No cost No cost +\$146 plus the cost of laminate	<ul style="list-style-type: none"> ▶ See <i>Surface Materials</i>, page 277. ▶ See <i>Surface Materials</i>, page 277. ▶ See <i>Surface Materials</i>, page 277.
Omit Back Panel <ul style="list-style-type: none"> • Omit back panel 	-\$244	Specify with no back panel.
Power Cutout <ul style="list-style-type: none"> • With power cutout 	No cost	Specify with power cutout.
Coat Hook and Bag Retainer <ul style="list-style-type: none"> • Coat hook only with 4799 Platinum • Coat hook only with 4750 Champagne • Bag retainer only with 4799 Platinum • Bag retainer only with 4750 Champagne • Coat hook and bag retainer with 4799 Platinum • Coat hook and bag retainer with 4750 Champagne 	+\$ 77 +\$ 77 +\$225 +\$225 +\$196 +\$196	Specify with 4799 Platinum coat hook. Specify with 4750 Champagne coat hook. Specify with 4799 Platinum bag retainer. Specify with 4750 Champagne bag retainer. Specify with 4799 Platinum coat hook and bag retainer. Specify with 4750 Champagne coat hook and bag retainer.
Lighting <ul style="list-style-type: none"> • LED lighting 	+\$452	Specify with 6009 Arctic White LED lighting.
Related Products <ul style="list-style-type: none"> • Base frames and frame extensions 		▶ Page 256

Tip: Base frame and frame extensions are ordered separately.

Specification Information				
Dimensions			Style	U.S.
D	W	H	Number	Base Price
11"	55"	40"	HS4D1836L	\$5303

 **For Canadian Pricing**
 Multiply U.S. Price by the Canadian price factor.
 ▶ See page 1 for details.

Regard Booth with Table



Standard Includes	Required to Specify
<ul style="list-style-type: none"> ▶ Need help? Product details, page 244 • Table: laminate • Edges on laminate table: 3 mm plastic • Vertical surfaces: laminate • Back panel, if selected: laminate • Shroud: paint 	<ol style="list-style-type: none"> 1 Style number 2 Laminate color number for table 3 Plastic color number for laminate table edges 4 Laminate color number for vertical surfaces and back panel, if selected 5 Paint color number for shroud 6 Options, if selected (see below) <ul style="list-style-type: none"> ▶ See <i>Surface Materials</i>, page 277.

Options		U.S. Price	Required to Specify
Surface Materials	Laminate <ul style="list-style-type: none"> • Steelcase Health laminate • Steelcase laminate • Open Line laminate 	No cost No cost +\$146 plus the cost of laminate	<ul style="list-style-type: none"> ▶ See <i>Surface Materials</i>, page 277. ▶ See <i>Surface Materials</i>, page 277. ▶ See <i>Surface Materials</i>, page 277.
Power Cutout	<ul style="list-style-type: none"> • With power cutout 	No cost	Specify <i>with monitor cutout</i> .
Omit Back Panel	<ul style="list-style-type: none"> • Omit back panel 	-\$225	Specify <i>with no back panel</i> .
Monitor Bracket	<ul style="list-style-type: none"> • Small monitor bracket 	+\$183	Specify <i>with small monitor bracket</i> .
Lighting	<ul style="list-style-type: none"> • LED lighting 	+\$452	Specify <i>with 6009 Arctic White LED lighting</i> .
Related Products	<ul style="list-style-type: none"> • Booth frames 		▶ Page 256

Tip: Monitor bracket is available for monitors 32"W or smaller. 27"W monitor is recommended.

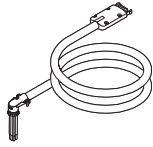
Tip: Booth frame is ordered separately.

Specification Information			
Dimensions		Style Number	U.S. Base Price
D	W		
44"	80½"	HS4TC4481L	\$6080
55"	80½"	HS4TC5581L	\$6180
⋮	⋮	⋮	⋮



For Canadian Pricing
 Multiply U.S. Price by the Canadian price factor.
 ▶ See page 1 for details.

Hardwire Power Infeed



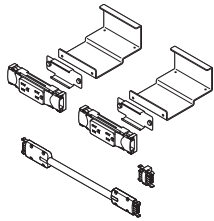
Tip: Vertical cable riser recommended when specifying infeed.

▶ See page 276

Standard Includes	Required to Specify
<ul style="list-style-type: none"> ▶ Need help? Product details, page 246 • Circuit 1 and 2 hardwired base power-in • Male modular connector • Strain-relief cable clamp 	Style number

Specification Information		
Length	Style Number	U.S. Price
108"	HS4VBPH	\$142

Power Kits



Tip: Power kits are available only with circuit 1. When circuit 2 is required a unique kit is required.

Standard Includes	Required to Specify
<ul style="list-style-type: none"> ▶ Need help? Product details, page 246 • Single power module: 6000 Black 	1 Style number 2 Options, if selected (see below)

Options	U.S. Price	Required to Specify
Power Modules		
• 2 power modules	Prices below	Specify with 2 power modules.
• 3 power modules	Prices below	Specify with 3 power modules.
• 4 power modules	Prices below	Specify with 4 power modules.

Specification Information			
Width	Style Number	U.S. Base Price	Options
			(Add \$ to Base Price)
			2 Power Modules
			3 Power Modules
			4 Power Modules

Single-Sided

	HS4VKS	\$94	+\$133	N.A.	N.A.
--	---------------	------	--------	------	------

Double-Sided

44"	HS4VKD44	\$94	+\$248	N.A.	N.A.
55"	HS4VKD55	\$94	+\$133	N.A.	N.A.
60½"	HS4VKD61	\$94	+\$248	+\$476	N.A.
66"	HS4VKD66	\$94	+\$248	+\$476	N.A.
71½"	HS4VKD72	\$94	+\$133	+\$367	N.A.
77"	HS4VKD77	\$94	+\$133	+\$367	N.A.
82½"	HS4VKD83	\$94	+\$133	+\$367	N.A.
88"	HS4VKD88	\$94	+\$133	+\$367	+\$514

For Canadian Pricing
 Multiply U.S. Price by the Canadian price factor.
 ▶ See page 1 for details.

Power Strips

Tip: 10'L cord option available on corded power strips only.

Tip: California requires over current protection on corded power strips.

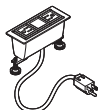
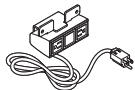
Tip: California does not require over current protection on hardwire power strips.

Tip: USB/USB configurations are not available.

Tip: 6' and 10' cord options are available with all power configurations.

Tip: As installed, furnishings that feature integrated hospital grade receptacles do not meet Article 517 of the National Electric Code requirements for hospital grade furnishing. These furnishings are not intended to be used in general patient care areas or critical patient care areas.

Tip: Hospital grade receptacles are not available in tamper resistant.



Standard Includes	Required to Specify
<ul style="list-style-type: none"> Need help? Product details, page 246 Frame-mounted power strip: clear anodized aluminum only Utility power strip faceplate: paint Power cord 	<ol style="list-style-type: none"> Style number Paint color number for utility power strip faceplate, if selected Power cord (see below under Required Selections) Options, if selected (see below) <p>▶ See <i>Surface Materials</i>, page 277.</p>

Required Selections	U.S. Price	Required to Specify
Power Cord		
• 6'L Axil Z power cord	No cost	Specify with 6' power cord.
• 6'L over current protection cord	+\$ 37	Specify with 6' power cord with over current protection.
• 10'L Axil Z power cord	+\$ 65	Specify with 10' power cord.
• 10'L over current protection cord	+\$102	Specify with 10' power cord with over current protection.

Options	U.S. Price	Required to Specify
Power Configuration		
• Power/power	No cost	Specify with power/power.
• Tamper resistant	+\$ 18	Specify with 2 tamper resistant.
• Hospital grade	+\$ 66	Specify with 2 hospital grade.
• Power/USB A+C	+\$114	Specify with 1 power/1 USB A+C.
• Tamper resistant/USB A+C	+\$123	Specify with 1 tamper resistant/1 USB A+C.
• Hospital grade/USB A+C	+\$147	Specify with 1 hospital grade/1 USB A+C.

Specification Information		
Length	Style Number	U.S. Base Price

For Use with Frame Assembly

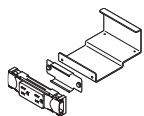
Corded		
6'	HS4VPSFC	\$293
Hardwire		
N.A.	HS4VPSFH	\$293

For Use with Utility Arms/Desk/Booth

Corded		
6'	HS4VPSDC	\$293
Hardwire		
N.A.	HS4VPSDH	\$293

 **For Canadian Pricing**
 Multiply U.S. Price by the Canadian price factor.
 ▶ See page 1 for details.

Receptacle Kits



Tip: Receptacle kits are used when adding circuit 2 or when assembling a unique kit.

▶ See power kits, page 273 for standard configurations.

Standard Includes	Required to Specify
-------------------	---------------------

- | | |
|--|-----------------------------------|
| ▶ Need help?
Product details,
page 246 | • Single power module: 6000 Black |
|--|-----------------------------------|

Style number

Specification Information

Width	Style Number	U.S. Price
-------	--------------	------------

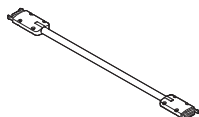
1-Circuit

11¾"	HS4VK1	\$94
------	---------------	------

2-Circuit

11¾"	HS4VK2	\$94
------	---------------	------

Modular Harness



Tip: Modular harness only required when assembling a unique kit.

▶ See power kits, page 273 for standard configurations.

Standard Includes	Required to Specify
-------------------	---------------------

- | | |
|--|---------------------------|
| ▶ Need help?
Product details,
page 246 | • Non-PVC modular harness |
|--|---------------------------|

Specification Information

Length	Style Number	U.S. Price
--------	--------------	------------

12"	HS4VH12	\$130
15"	HS4VH15	\$133
18"	HS4VH18	\$138
21"	HS4VH21	\$141
24"	HS4VH24	\$147
27"	HS4VH27	\$152
30"	HS4VH30	\$156
33"	HS4VH33	\$159
36"	HS4VH36	\$164
39"	HS4VH39	\$168
42"	HS4VH42	\$171



For Canadian Pricing

Multiply U.S. Price by the Canadian price factor.

▶ See page 1 for details.

Connectors

Standard Includes	Required to Specify
<ul style="list-style-type: none"> Need help? Product details, page 246 Connector 	Style number

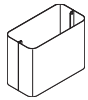
Specification Information		
Style Number	U.S. Price	

In-Line	
HS4VNL	\$37

Branching	
HS4VNB	\$47



Vertical Cable Riser



Tip: Vertical cable riser is bolted to the floor and includes attachment hardware. Vertical cable riser is recommended when specifying hardwire power infeed.

Standard Includes	Required to Specify
<ul style="list-style-type: none"> Need help? Product details, page 246 Cable riser: paint Attachment hardware 	<ul style="list-style-type: none"> 1 Style number 2 Paint color number for cable riser ▶ See <i>Surface Materials</i>, page 277.

Specification Information			
Dimensions		Style Number	U.S. Price
D	W		
11 1/8"	6"	HS4VCR	\$251

Cable Clamp



Tip: Cable clamp is included with hardwire power infeed. Cable clamp can be in used in place of cable ties provided with power kits if required.

Standard Includes	Required to Specify
<ul style="list-style-type: none"> Need help? Product details, page 246 Cable clamp 	Style number

Specification Information		
Style Number	U.S. Price	
HS4VCC	\$43	

This listing includes all the surface material choices that are available for Regard products in this specification guide.

Resources

For more information about Regard surface materials or to get surface material samples, contact Steelcase Health at 1.800.342.8562.

Materials and colors are not available on every product. Refer to the Color Availability Matrices before specifying.

Plastisol/Urethane

6059 Sterling Dark
6161 Graphite
6162 Taupe
6205 Black
6249 Platinum Solid
6259 Midnight
6322 Fieldstone

Paint

Applies to:
• Regard screen brackets
4799 Platinum Metallic
7207 Black
7225 Sand
7241 Arctic White

Steelcase Surfaces

Price Group 1

Smooth Paint

4238 Mocha
4239 Clay
4240 Chalk
4242 Milk

Textured Paint

7207 Black
7225 Sand
7237 Slate
7238 Fieldstone
7239 Midnight **E**
7241 Arctic White
7243 Seagull
7360 Merle

E = Excluded

Price Group 2

Smooth Paint

0835 Black
4700 Warm White

Smooth Metallic Paint

4140 Arctic White Gloss
4750 Champagne Metallic
4798 Sterling Metallic **E**
4799 Platinum Metallic
4803 Near Black Metallic

Price Group 3

Accent Paint

1ATG Rose Quartz
4AV3 Blue Jay
4AV4 Baltic
4AX1 Citron
4AY2 Chili
4AZ5 Marlin
4CL1 Dark Olivine
4CL2 Ice Blue
4CL3 Aura
4CL4 Sea Glass
4CL5 Light Matcha
4CL6 Terra
4CL7 Sandstone
4CL8 Smokey Plum
4CZ5 Honey
4CZ6 Lagoon
4CZ8 Light Peacock

Custom Surfaces

Price Group 3

PerfectMatch

PerfectMatch is a service that allows you to create your own paint color. Refer to the *Surface Materials Reference Manual* for more information about this program.

Laminate

Laminate

2570 Sugarloaf Maple
2572 Samba Cherry
2574 Dark Rum Cherry
2575 Shiraz Cherry

Steelcase Health

Laminates that are not called out as standard on Steelcase products will be processed as an Open Line laminate and Open Line laminate charges will apply.

High-Pressure Laminate pricing does not include premium or digitally printed patterns from any suppliers. Laminate cost may also vary for basic or standard laminates from other suppliers. Please contact the OLL consultant at 616.475.2426 for pricing. The cost of the laminate will be added to your invoice as a separate line on the acknowledgement.

When processing orders for Open Line laminate on Regard, specify 2900 in the laminate finish field and enter the OLL manufacturer information.

Edge bands must also be specified using the plastic edge band offering.

Solid Surface

Applies to:
• Regard table tops

Price Group A

2975 Bisque

Price Group B

2973 Linen

Price Group C

2972 Antarctica
2974 Canvas

Plastic Edge Band

Applies to:

- Regard tables
- Regard desk cabinet
- 6000 Black
- 6009 Arctic White
- 6023 Dark Rum Cherry
- 6024 Shiraz Cherry
- 6034 Natural Cherry
- 6036 Medium Cherry
- 6037 Winter on Maple
- 6038 Blonde on Maple **E**
- 6041 Natural Walnut **E**
- 6052 Milk
- 6053 Seagull
- 6169 Stone
- 6170 Mocha
- 61AA Persian Salt
- 61AB Rose
- 61AC Indigo
- 61AD Green Citrine **E**
- 61AE Dark Olivine
- 61AF Cloudy
- 6213 Acacia
- 6219 Clear Oak
- 6231 Graphite Walnut
- 6237 Clear Maple
- 6242 Virginia Walnut
- 6243 Blackwood
- 6245 Clear Walnut
- 6249 Platinum Solid
- 6619 Ice **E**
- 6631 Cream **E**
- 6635 Dawn **E**
- 6636 Mist
- 6654 Sand
- 6655 Warm White
- 6695 Midnight
- 6697 Fog
- 6703 Ash Wenge
- 6704 Bisque Wenge
- 6705 Clay Wenge
- 6706 Storm Wenge
- 6707 Ash Noce
- 6708 Bisque Noce
- 6709 Clay Noce
- 6710 Storm Noce

Upholstery

► See page 282 for a complete listing of upholstery colors and numbers

Color Availability Matrix for Regard Seating and Tables

Legend

- = Not available
- = Available
- = Available with exceptions
- ▶ See specification pages for details.

		Paint																Paint – Select Surfaces		Plastisol/Urethane									
		0835	4140	4238	4239	4240	4242	4700	4750	4798	4799	4803	7207	7225	7237	7238	7239	7241	7243	7278	7360	Accent Paints	Lux Coatings	6249	6259	6322	6527		
		Black	Arctic White Gloss	Mocha	Clay	Chalk	Milk	Warm White	Champagne Metallic	Sterling Metallic E	Platinum Metallic	Near Black Metallic	Black	Sand	Slate	Fieldstone	Midnight E	Arctic White	Seagull	Dark Bronze	Merle			Platinum Solid	Midnight	Fieldstone	Merle		
Regard																													
	Frames	■	■	■	■	■	■	■	■	■	■	■	■	■	■	■	■	■	■	■	■	■	■	■	■	■	■	■	
	Arm Caps	•	•	•	•	•	•	•	•	•	•	•	•	•	•	•	•	•	•	•	•	•	•	■	■	■	■		
	Tables	■	■	■	■	■	■	■	■	■	■	■	■	■	■	■	■	■	■	■	■	■	■	■	■	■	■	■	
	Desk Cabinet	•	•	•	•	•	•	•	•	•	•	•	•	•	•	•	•	•	•	•	•	•	•	•	•	•	•	•	
	Screen Bracket	•	•	•	•	•	•	•	•	■	■	•	■	■	•	•	■	•	■	■	•	•	•	•	•	•	•	•	
	Vertical Cable Riser	•	•	•	•	•	•	•	■	•	■	•	•	•	•	■	•	•	•	•	•	•	•	•	•	•	•	•	
	Power Strips	•	•	•	•	•	•	•	■	•	■	•	•	•	•	•	■	•	•	•	•	•	•	•	•	•	•	•	

Laminate	
2406 Clear Cherry E	• • • • •
2409 Clear Maple	• • • • •
2410 Graphite Walnut	• • • • •
2422 Medium Cherry	• • • • •
2538 Clear Walnut	• • • • •
2574 Dark Rum Cherry	• • • • •
2575 Shiraz Cherry	• • • • •
2592 Blonde on Maple E	• • • • •
2714 Natural Walnut E	• • • • •
Solid Surface	
2801 Glacier White	• • • • •
2972 Antarctica	• • • • •
2973 Linen	• • • • •
2974 Canvas	• • • • •
2975 Bisque	• • • • •
2978 Cameo White	• • • • •
2979 Silver Grey	• • • • •

Recommended Worksurface Edge Finishes

Recommended Edge Colors

Edges

The recommended edge color will complement the laminate color you specify. Edge color is specified separately.

Steelcase Laminate Color	Recommended 3 mm Edge Color
Fiber	
2574 Dark Rum Cherry	6023 Dark Rum Cherry
2575 Shiraz Cherry	6024 Shiraz Cherry
2850 Vanadium Fiber	6654 Sand
2852 Tungsten Fiber E	6636 Mist
2854 Vellum Fiber E	6655 Warm White
2860 Granite Fiber	6000 Black
2862 Stucco Fiber E	6053 Seagull
Micro	
2920 Marl Micro	6053 Seagull
2921 Gypsum Micro	6654 Sand
2922 Clay Micro	6654 Sand
Patina	
2870 Blonde Bronze Patina	6654 Sand
2873 Instant Iron Patina	6527 Merle
Solid	
2722 Cream E	6631 Cream E
2730 Arctic White	6697 Fog
2746 Black	6000 Black
2759 Warm White	6655 Warm White
2811 Mist E	6636 Mist
2883 Seagull	6053 Seagull
2884 Milk	6052 Milk
2885 Dune	6654 Sand
2HAA Persian Salt	61AA Persian Salt
2HAB Rose	61AB Rose
2HAC Indigo	61AC Indigo
2HAD Green Citrine E	61AD Green Citrine E
2HAE Dark Olivine	61AE Dark Olivine
2HAF Cloudy	61AF Cloudy
2HMG Merle	6527 Merle
Speckle	
2820 Coffee Speckle E	6631 Cream E
2823 Driftwood Speckle	6631 Cream E
2824 Smoke Speckle	6636 Mist
2825 Vanadium Speckle	6619 Ice E

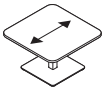
Steelcase Health Laminate Color	Recommended 3 mm Edge Color
Textured	
2TH2 Fawn Cypress	6T02 Fawn Cypress
2TH4 Saddle Oak	6T04 Saddle Oak
2TH5 Veranda Teak	6T05 Veranda Teak
2TH7 Walnut Heights	6T07 Walnut Heights
2UH1 Reclaimed Aggregate	6T08 Aggregate
2UH2 Reclaimed Gravel	6T09 Gravel
2UH4 Cement	6T10 Cement
2UH6 Sheetrock	6T12 Sheetrock
Woodgrain	
2409 Clear Maple	6237 Clear Maple
2410 Graphite Walnut	6231 Graphite Walnut
2412 Natural Cherry	6034 Natural Cherry
2422 Medium Cherry	6036 Medium Cherry
2511 Winter on Maple E	6037 Winter on Maple
2538 Clear Walnut	6245 Clear Walnut
2592 Blonde on Maple E	6038 Blonde on Maple E
2714 Natural Walnut E	6041 Natural Walnut E
2HAK Clear Oak	6219 Clear Oak
2HAN Ash Noce	6707 Ash Noce
2HAT Acacia	6213 Acacia
2HAW Ash Wenge	6703 Ash Wenge
2HBN Bisque Noce	6708 Bisque Noce
2HBW Bisque Wenge	6705 Bisque Wenge
2HCN Clay Noce	6709 Clay Noce
2HCW Clay Wenge	6706 Clay Wenge
2HSN Storm Noce	6710 Storm Noce
2HSW Storm Wenge	6704 Storm Wenge
2HZA Waxed Maple	6X50 Waxed Maple
2HZB Natural Ash	6X51 Natural Ash
2HZC Aged Ash	6X10 Aged Ash
2HZD Ashwood Oak	6X52 Ashwood Oak
2HZE Ashwood Beige	6X53 Ashwood Beige
2HZF White Washed Birchply	6X54 White Washed Birchply

E = Excluded

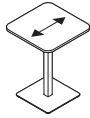
Modular Casegoods Directional Laminate

The appearance of laminate may change slightly depending on the angle from which it is viewed. This natural phenomenon is called polarization, and it can be seen on natural veneer, and to a lesser extent on composite veneer. Polarization is often noticed on worksurfaces installed at a 90° angle with each other. Please refer to the following illustrations for an understanding of grain direction on your installation.

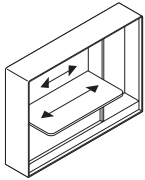
Regard



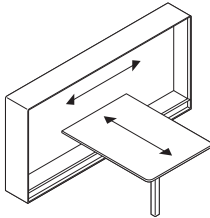
Square Tables



Personal Tables



Open Desk Cabinet



Booth with Table

Upholstery and Color Numbers

Upholstery

Not all fabrics are available on all products. See the COM database for specific product and fabric availability.

Price Group 1

Buzz2

5F03 Tomato
5F04 Red **E**
5F05 Burgundy
5F06 Sky **E**
5F07 Blue
5F08 Navy
5F15 Stone
5F16 Grey
5F17 Black
5G50 Dunegrass
5G51 Sable
5G55 Pumpkin
5G57 Rouge
5G59 Meadow
5G61 Cyan
5G62 Atlantic
5G63 Crocus
5G64 Alpine
5G65 Tornado

Era

5ER0 Cobalt
5ER1 Harbor
5ER2 Blue Nickel
5ER3 Pistachio
5ER4 Canary
5ER5 Comet
5ER6 Truffle
5ER7 Saffron
5ER8 Pink Lemonade
5ER9 Onyx
5ES0 Scarlet
5ES1 Lentil
5ES2 Oatmeal
5ES3 Persimmon
5ES4 Sprout
5ES5 Blue Mint
5ES6 Royal Blue
5ES7 Night Owl
5ET1 Rose Quartz
5ET3 Olivine
5EU2 Electric Indigo
5EU3 Green Citrine
5EU4 Storm Cloud

Jacks

5B61 Taupe **E**
5B63 Camel **E**
5B64 Pewter **E**
5B70 Midnight **E**

Link

5A20 Burgundy
5A24 Blue
5A25 Navy
5A26 Purple
5A27 Black

New Black

5J10 New Black: Bruce
5J11 New Black: Henry
Tip: New Black upholstery has color numbers in both price group 1 and price group 2.

Price Group 2

Chainmail

5551 Space
5552 Silver Dollar
5553 Volcano
5554 Orange Crush
5555 Tricycle
5556 Geranium
5558 Margarita
5559 Lagoon

Cogent: Connect

5S15 Coconut
5S16 Turmeric/Honey
5S17 Tangerine
5S18 Scarlet
5S19 Concord
5S21 Blue Jay
5S23 Wasabi
5S24 Nickel
5S25 Graphite
5S26 Licorice
5S27 Malt
5S28 Root Beer
5S93 Indigo/Blueprint
5S94 Lizard/Jungle
5S95 Sailor
5S96 Quicksilver
5S99 Lipstick/Merlot
5SD0 Royal Blue
5SD1 Aubergine
5SD2 Peacock
5SD3 Lagoon
5SD4 Saffron
5SD5 Citrine
5SD6 Rose Quartz
5SD7 Sea Salt
5SF3 Storm Cloud
5SF4 Olivine

Dovetail by Designtex

5H39 Light Mocha
5H40 Pebble
5H41 Warm White
5H42 Sandstone
5H43 Honeycomb
5H44 Terra
5H45 Honeydew
5H46 Denim
5H47 Storm
5H48 Ice Blue
5H49 Aura
5H50 Darkest Grey

Foundation

5875 Black
5876 Navy
5877 Foggy Night
5878 Sailor
5879 Ivory
5880 Seal
5881 Peat
5882 New Sand
5883 Cranberry
5884 Spring
5885 Honey
5886 Folkstone
5887 Pebble
5888 Oregano

New Black

5J08 New Black: Jack
5J09 New Black: James
5J12 New Black: Harley
Tip: New Black upholstery has color numbers in both price group 1 and price group 2.

SoftNext

5H27 Obsidian
5H28 Foggy Night
5H29 Greystone
5H30 Mocha
5H31 Clay
5H32 Sandstone
5H33 Chalk
5H34 Midnight
5H35 Blue Mica
5H36 Jade
5H37 Burnt Umber
5H38 Cinnabar

Stand In

5621 Sleet
5622 Lunar
5623 Cyclone
5624 Eclipse
5625 Powder
5626 Chardonnay
5627 Graham
5628 Sediment
5629 Allspice
5630 Apple
5631 Lava
5632 Cayenne
5633 Plantain
5634 Parsley
5635 Scallion
5636 Atlantis
5691 Orca
5740 Burlap
5741 Porter
5742 Tusk
5743 Putty
5744 Blueberry
5745 Chartreuse
5746 Mango
5747 Sedona
5748 Juniper
5749 Peanut

Price Group 3

Billiard Multi-Use by Designtex

5H11 Poppy
5H12 Tangelo
5H13 Citrine/Citron
5H14 Avocado
5H16 Indigo
5H17 Mallard
5H18 Teak
5H19 Cumulus
5H20 Pewter
5H21 Gunmetal
5H22 Ink
5H23 Rose Quartz
5H24 Sea Salt
5H25 Storm Cloud
5H26 Olivine

Gaja

5W40 Black
5W41 Pepper
5W42 Pearl Grey
5W43 Crimson
5W44 Ink
5W45 Night Blue
5W48 Sepia
5W51 Camellia Red
5W52 Emerald
5W53 Snow Pea
5W54 Olive
5W56 Maroon
5W57 Black Raspberry
5W58 Spruce
5W60 Deep Blue
5W61 Chili Pepper

Redeem

TM50 Brick
TM52 Cinnamon
TM55 Water
TM58 Mallard
TM60 Greyhound
TM62 Iceberg
TM63 Chestnut
TM64 Granite
TM66 Barnwood

Retrieve

TM31 Lake
TM32 Gala
TM37 Submarine
TM40 Quarry
TM42 Shadow
TM43 Seal

Price Group 5

Bo Peep

5G67 Bone
5G72 Honey Mustard
5G73 Marmalade
5G74 Picnic
5G75 Pinot
5G76 Bloom
5G77 Grapevine
5G79 Artichoke
5G80 Serpent
5G81 Carolina
5G82 Blue Bonnet
5G83 Nautical
5G84 Gravel
5G85 Sharkskin
5G86 Kohl

Remix

RE01 Rust
RE02 Pumpkin
RE03 Pebble
RE04 Dark Chocolate
RE05 Beige
RE06 Linen Beige
RE08 Concrete Grey
RE09 Sky Blue
RE10 Blue Jean
RE11 Ivy Green
RE12 Primavera Yellow
RE13 Night Blue

Silk

5L30 Butterscotch
5L31 Dijon
5L32 Seaweed
5L33 Boysenberry
5L34 Vermillion
5L35 Marina
5L36 Heather Blue
5L37 Blue Raspberry
5L38 Cauldron
5L39 Flaxen

E = Excluded

Price Group 6**Brisa**

- BR01 Black Onyx
- BR04 Truffle
- BR06 Ash
- BR07 Sage
- BR08 Celery
- BR09 Sterling Blue
- BR10 Night Navy
- BR11 Cambridge Blue
- BR12 Abyss
- BR14 Pompeian Red
- BR16 Cinnabar
- BR18 New Sand
- BR20 White
- BR21 Moccasin
- BR22 Buckskin
- BR24 Mineral
- BR25 Skyway
- BR26 Iron
- BR27 Stormy
- BR28 Esmeralda
- BR29 Seaweed
- BR30 Bone
- BR31 Caramel
- BR32 Bridle
- BR33 Moon

Price Group 7**Steelcut Trio**

- TR01 Mist Grey
- TR02 Stone Grey
- TR03 Cassonade Beige
- TR04 Nutmeg Beige
- TR06 Licorice Black
- TR11 Ice Blue
- TR15 Brown Frost
- TR18 Coastal Oasis
- TR19 Deep Sea

Steelcase Leather

- L107 Black **E**
- L207 Mahogany **E**
- L220 Soapstone **E**
- L221 Rocky **E**

Select Surfaces

For information on products within Select Surfaces, including accent paints and fabrics from Designtex, Gabriel, Kvadrat, and Pollack, please refer to the *Surface Materials Reference Manual* or visit www.steelcase.com/surface-materials under the Select Surfaces section.

E = Excluded

Custom Surfaces**Price Group COM (Customer's Own Material)****Fabric Approval and Yardage**

To confirm whether a particular COM material has already been tested for use on a specific Steelcase or Steelcase Health product or to determine actual yardage requirements:

- Visit www.steelcase.com

For additional information regarding Customer's Own Material, call

1.888.STEELCASE (1.888.783.3522) or send an e-mail to lineone@steelcase.com.

For Steelcase Health products, call 1.800.342.8562.

Steelcase Health Select Surfaces Programs

Steelcase Health Select Surfaces Program: Acrylic Panel

A collection of acrylic panel are available as part of a Select Surfaces Program. The collection is from the Designtex Fusion offering.

These acrylic panels are Select Surfaces for the Sonata product only. The collection on these pages is not Select Surfaces for other Steelcase brands or product lines.

To order these acrylic panels, enter the finish code which corresponds with the acrylic panel price group.

Price Group	Finish Code
1	65DA
2	65DB
3	65DC
4	65DD

Then enter the acrylic panel information in the Special Acrylic Panel Information pop up window. If prompted, enter the finish code DSGNTX0002 based on the acrylic panel supplier.

Designtex

Fusion Offering

Price Group 1

- Blueberry
- Bluestone
- Bubblegum
- Canary
- Candy Apple
- Etch
- Grape
- Key Lime
- Lemon
- Periwinkle
- Plum
- Red
- Sea
- Searchlight
- Slate
- Tangerine
- White
- White Dot
- White Rain
- White Ribbon

Price Group 2

- Berry Grid
- Bone Linen
- Cloud Grid
- Espresso Sketch
- Flame Sketch
- Flannel Linen
- Granny Smith Grid
- Grapefruit Grid
- Halo
- Honey Sketch
- Ice Sketch
- Noir Linen
- Orange Grid
- Pistachio Sketch
- Reef Linen
- Scarlet Sketch
- Sky Grid
- Tiki Stalk
- Windowbox

Price Group 3

- Kenya Rush
- Ogee
- Prairie Stalk
- Savannah Rush
- Straws

Price Group 4

- Coil
- Convection
- Desert Stalk 50% More
- Drink Tray
- Fingerprints
- Grassland
- Green Sheer Leaf
- Illumination
- Large Sheer Leaf
- Maroon Sheer Leaf
- Plain
- Rock Candy
- Sapphire Rock Candy
- Small Sheer Leaf
- Toffee Sheer Leaf
- Underwood

Steelcase Health Select Surfaces Program: Solid Surface

A collection of solid surfaces are available as part of a Select Surfaces Program. The collection is from the Corian solid surface offering.

These solid surfaces are Select Surfaces for the Folio, Sonata, Sync, Senza, Tava, and Leela products only. The collection on these pages is not Select Surfaces for other Steelcase brands or product lines.

To order these solid surfaces, enter the finish code which corresponds with the solid surface price group.

Price Group	Finish Code
A	29DA
B	29DB
C	29DC
D	29DD

Then enter the solid surface information in the Special Solid Surface Information pop up window. If prompted, enter the finish code CORIAN0001 based on the solid surface supplier.

Solid Surface Offering

Price Group A

- Cameo White
- Vanilla

Price Group B

- Abalone
- Aurora
- Canyon
- Maui
- Moja
- Modern White
- Platinum
- Sahara
- Sandstone
- Savannah
- Silt

Price Group C

- Arctic Ice
- Blue Pebble
- Cocoa Brown
- Concrete
- Cottage Lane
- Deep Night Sky
- Deep Nocturne
- Designer White
- Doeskin
- Dove
- Fossil
- Glacier Ice
- Granola
- Matterhorn
- Pine
- Raffia
- Rice Paper
- Seafoam
- Serene Sage
- Silver Birch
- Silverite
- Suede
- Venaro White
- Whisper
- White Jasmine
- Willow

Price Group D

- Arrowroot
- Burled Beach
- Clam Shell
- Earth
- Ecu
- Elderberry
- Graylite
- Juniper
- Lava Rock
- Milky Way
- Natural Gray
- Rain Cloud
- Rosemary
- Sagebrush
- Sand Storm
- Sandalwood
- Sonora
- Sorrel
- Thyme
- Tumbleweed
- Witch Hazel

Standard Steelcase Health Solid Surface finishes:

Price Group A

- 2801 Glacier White
- 2973 Linen
- 2975 Bisque
- 2978 Cameo White
- 2979 Silver Grey

Price Group B

- 2972 Antarctica

Price Group C

- 2974 Canvas

▶ See page 278

Steelcase Health Select Surfaces Program: Upholstery

Steelcase Health Select Surfaces Program Partners:

- Architex
- Arc-Com
- CF Stinson
- Designtex
- Momentum
- Ultrafabrics

A collection of textiles

are available as part of a Select Surfaces Program. The collection from the leading suppliers in the market consists of high-performance textiles that meet the demands of healthcare environments. Note that not all fabrics can be applied to all seating products. Refer to the Steelcase COM database for the most current application information.

To order these fabrics, enter the finish code which corresponds with the fabric price group.

Price Group	Finish Code
2	59DB
3	59DC
4	59DD
5	59DE
6	59DF
7	59DG
8	59DH
9	59DJ
10	59DK

Then enter the fabric information in the Special Fabric Information pop up window. Enter the appropriate deal code from the list below, based on the fabric supplier.

Supplier	Deal Code
Architex	ARCHTX0001
ArcCom	ARCCOM0001
CF Stinson	CFSTIN0001
Designtex	DSGNTX0001
Momentum	MOMENT0001
Ultrafabrics	ULTRAF0001

Fabric application direction must be specified.

▶ See page 286 for *Fabric Application Direction Guidelines* to ensure fabric is specified in the correct direction.

For a comprehensive list of patterns and price grades in Steelcase Health offering, visit www.steelcase.com/surface-materials under the Healthcare Select Surfaces section.

Fabric Application Direction Guidelines

What is the issue?


Some textiles are simple and look the same regardless of how you apply them to a product. Other fabrics are patterned, textured, or have luster that will have a distinctly different appearance applied in a different direction on a chair. Because of these differences, and the fact that there are limits to how some fabrics can be applied to Steelcase Health products, it is important to understand fabric application direction when ordering a product to avoid being disappointed.

Talking about direction

Fabrics come on rolls. The long yarns that run down the length of the roll are called the "warp" yarns. These yarns are used to define the direction you are viewing the fabric as it is applied to a chair. Fabric directionality is determined by how the fabric comes off the roll.



It is NOT determined by the way the pattern looks on the product. For example, the image below shows the fabric applied warped horizontal although the stripes appear vertical.



Terminology

Steelcase uses the terms warped horizontal and warped vertical. There are other terms within the industry that are used that have the same meaning:

- Warped horizontal is also referred to as: railroaded or across roll
- Warped vertical is also referred to as: woven way, down roll, or top out

Why is it important?

Dealers must specify fabric application direction when ordering COMs and Steelcase Health Select Surfaces fabrics. We require the dealer to specify the direction because we do not know which way customers want to see a pattern on the furniture. Therefore, it is critical to know how the pattern is run on the roll to ensure that Steelcase Health builds and ships each order to the customer's expectation each and every time.



How do I know which way the fabric comes off the roll?

Most textile companies will swatch their fabrics in a warp vertical (woven way, down roll) direction. Some exceptions might be made to address patterns especially with stripes. Typically, when a fabric is swatched in a warp horizontal (railroad or across roll) direction, the direction is noted on the swatch card or fabric sample. If in doubt of a fabric direction, we encourage you to contact the textile vendor for clarification.




Vinyl

Vinyl generally only passes on Steelcase Health product in a horizontal or across roll direction. This is due to physical properties of the material. If a vinyl is applied in the opposite direction, too much stretch in the material can compromise the overall aesthetics of the final upholstery. If a patterned vinyl is being specified and the vinyl must be run in a vertical direction, pre-approval must be arranged through Steelcase Health. Steelcase Health will consider the request and a decision will be made based on the specific vinyl and product combination. Contact Steelcase Health's Customer Care line.

Required Action Steps before Specifying

1. Verify by using Steelcase's COM website that the fabric is approved on the product.
2. Verify the direction that the fabric can be applied. Occasionally a fabric is only approved in one direction.
3. Confirm with the customer how they want the fabric to look on the furniture.
4. Confirm using the swatch card or vendor's website the direction the sample is shown.
5. Now you're ready to place the order.

Understanding and Specifying Verb

	Statement of Line	288	Specifying	
	Understanding		Personal Tables	
	Verb	294	Triangle Table	315
	Personal Tables		Keystone Tables	315
	Triangle Table	300	Rectangle Tables	315
	Keystone Tables	300	Student Tables	
	Rectangle Tables	300	Chevron Tables	316
	Student Tables		Team and Trapezoid Tables	318
	Chevron Tables	302	Rectangle Tables	320
	Team Tables	302	Media Tables	
	Trapezoid Table	302	Rounded Table	322
	Rectangle Tables	302	Square Table	322
	Media Tables		Trapezoid Tables	322
	Rounded Table	304	Active Media Tables	
	Square Table	304	Rectangle Tables	324
	Trapezoid Tables	304	Rounded Tables	324
	Active Media Tables		Tapered Tables	324
	Rectangle Tables	306	Flip-Top Tables	
	Rounded Tables	306	Chevron Tables	326
	Tapered Tables	306	Team Tables	326
	Flip-Top Tables		Rectangle Tables	326
	Chevron Tables	308	Teaching Stations	328
	Team Tables	308	Personal Whiteboard	330
	Rectangle Tables	308	Easel	331
	Teaching Stations	310	Wall Track	332
	Easel and Wall Track	311		
	Table Top and Leg Choices	312	Surface Materials	333
	Dock Storage Availability	314		

Statement of Line

Personal Tables



Understanding
▶ Page 300
Specifying
▶ Page 315

Triangle Table

33"W

22"D ●



Understanding
▶ Page 300
Specifying
▶ Page 315

Keystone Tables

34"W

19"D ●

24"D ●



Understanding
▶ Page 300
Specifying
▶ Page 315

Rectangle Tables

34"W

19"D ●

24"D ●

Statement of Line

Student Tables



Understanding
 ▶ Page 302
 Specifying
 ▶ Page 316



Understanding
 ▶ Page 302
 Specifying
 ▶ Page 318

Chevron Tables

	60"W	66"W	72"W	84"W
19"D	●	●	●	●
24"D	●	●	●	●
30"D	●	●	●	●

Team Tables

	60"W	72"W	84"W
24"D	●	●	●
30"D	●	●	●



Understanding
 ▶ Page 302
 Specifying
 ▶ Page 318

Trapezoid Table

	62"W
30"D	●



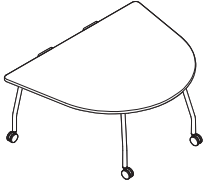
Understanding
 ▶ Page 302
 Specifying
 ▶ Page 320

Rectangle Tables

	39"W	48"W	60"W	66"W	72"W	84"W
19"D	●	●	●	●	●	●
24"D	●	●	●	●	●	●
30"D		●	●	●	●	●

Statement of Line

Media Tables

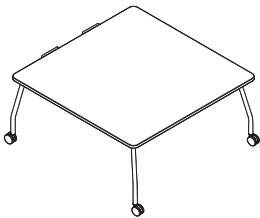


Understanding
▶ Page 304
Specifying
▶ Page 322

Rounded Table

78"W

60"D ●

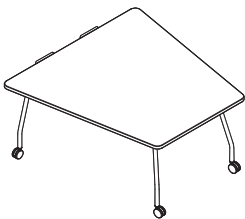


Understanding
▶ Page 304
Specifying
▶ Page 322

Square Table

60"W

60"D ●



Understanding
▶ Page 304
Specifying
▶ Page 322

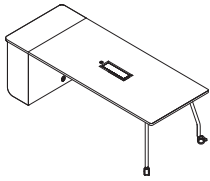
Trapezoid Tables

60"W 84"W

60"D ● ●

Statement of Line

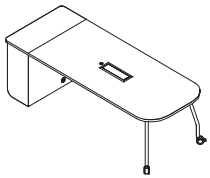
Active Media Tables



Understanding
▶ Page 306
Specifying
▶ Page 324

Rectangle Tables

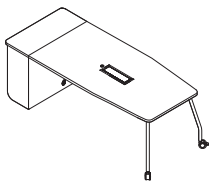
	61"W	87"W
34"D	●	●
43"D	●	●



Understanding
▶ Page 306
Specifying
▶ Page 324

Rounded Tables

	87"W
34"D	●
43"D	●



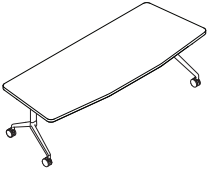
Understanding
▶ Page 306
Specifying
▶ Page 324

Tapered Tables

	87"W
34"D	●
43"D	●

Statement of Line

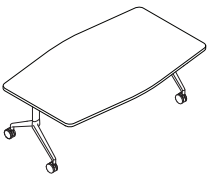
Flip-Top Tables



Understanding
 ▶ Page 308
 Specifying
 ▶ Page 326

Chevron Tables

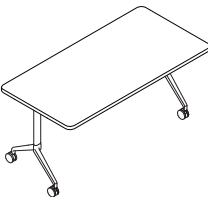
	60"W	66"W	72"W	84"W
19"D	●	●	●	●
24"D	●	●	●	●
30"D	●	●	●	●



Understanding
 ▶ Page 308
 Specifying
 ▶ Page 326

Team Tables

	60"W	72"W	84"W
24"D	●	●	●
30"D	●	●	●



Understanding
 ▶ Page 308
 Specifying
 ▶ Page 326

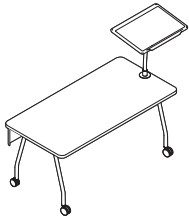
Rectangle Tables

	39"W	48"W	60"W	66"W	72"W	84"W
19"D	●	●	●	●	●	●
24"D	●	●	●	●	●	●
30"D		●	●	●	●	●

Statement of Line

Teaching Solutions

Statement of Line



Understanding
▶ Page 310
Specifying
▶ Page 328

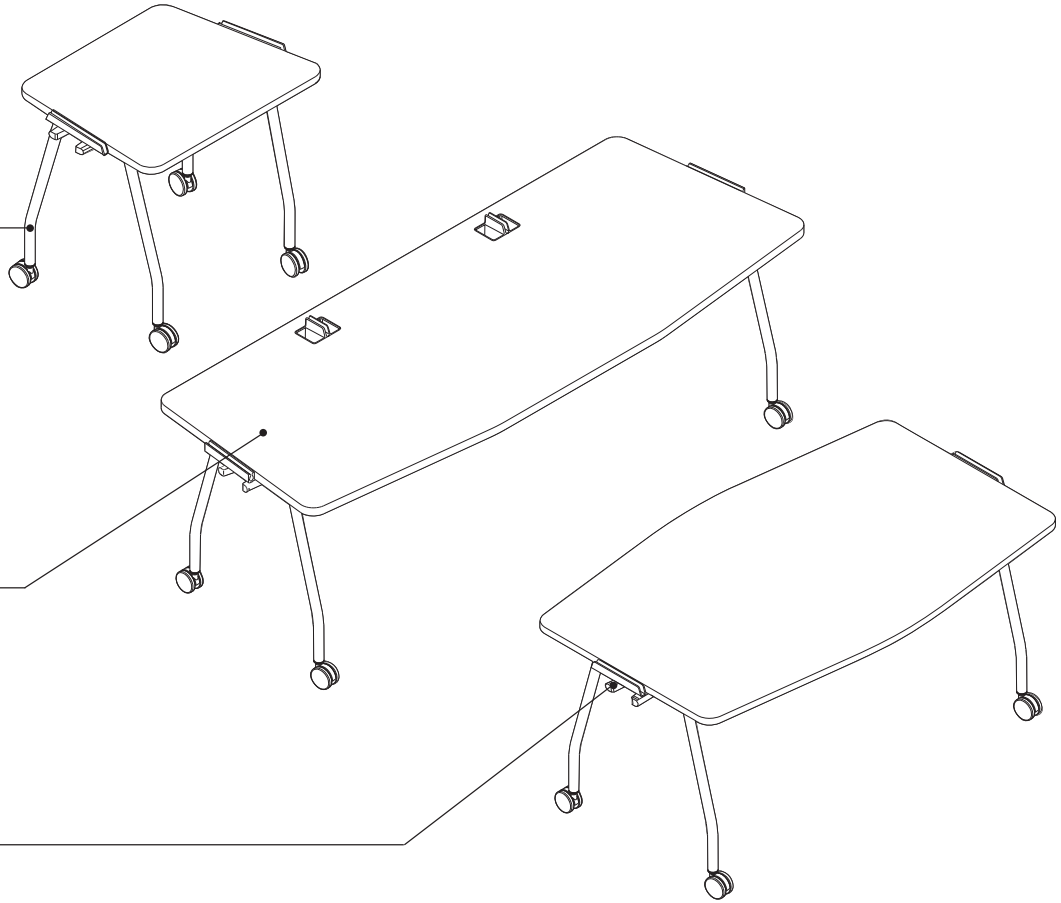
Teaching Stations

	50"W	60"W	72"W
30"D	●	●	●

Verb

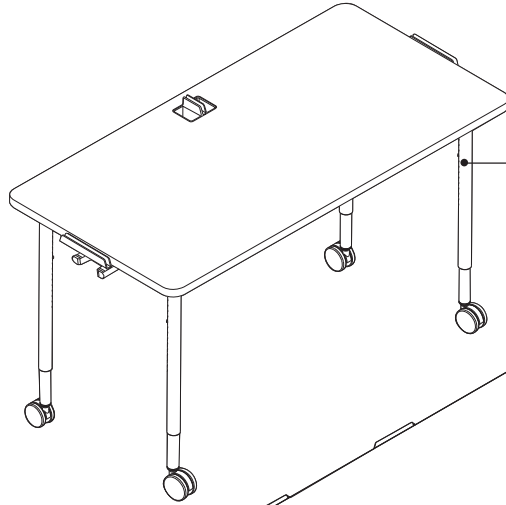
Verb is an integrated collection of classroom furniture designed to support a full range of teaching and learning styles on demand.

Tables come standard with access legs. Other options are available.

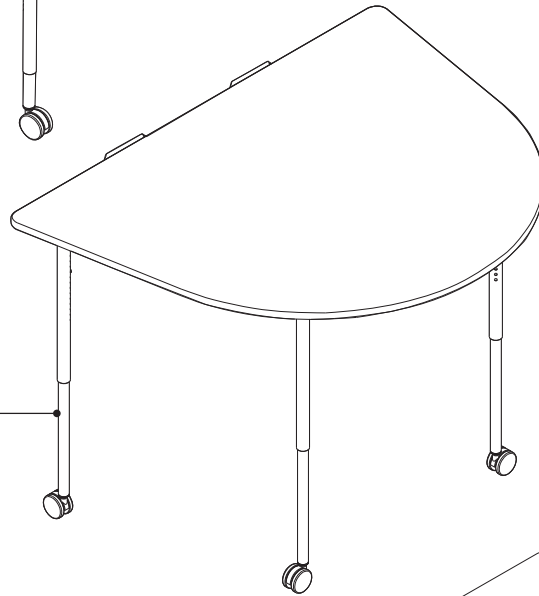


Verb worksurfaces are 1¹/₈" thick wood-core with High-Pressure Laminate top and plastic edge band.

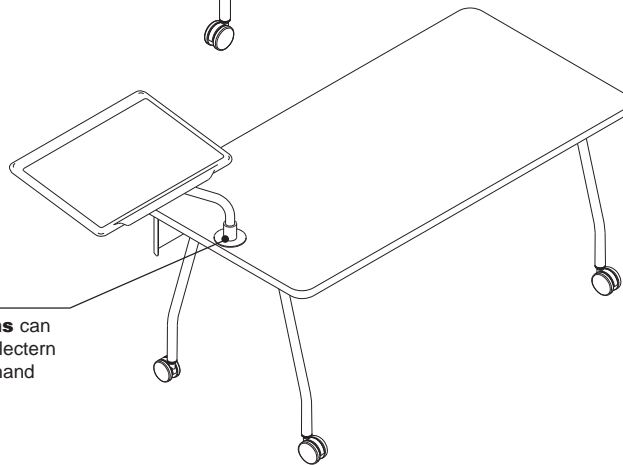
Plastic components are optional and used to provide storage and display for Verb whiteboards.



Seated height-adjustable post legs are available on personal, student, and media tables only, not on teaching stations.

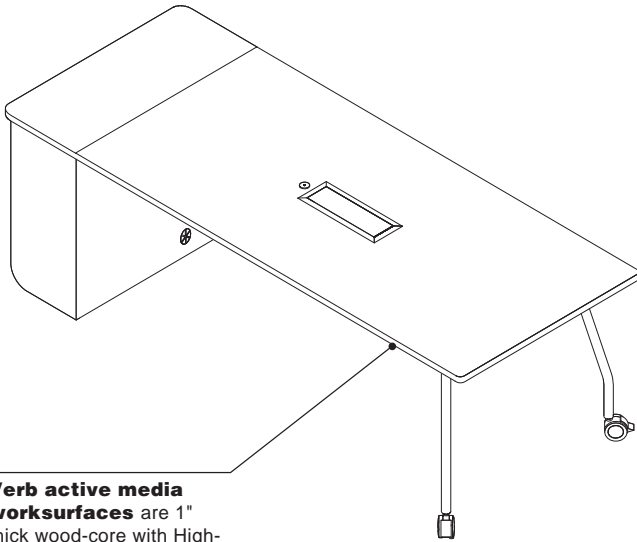


Standing height-adjustable post legs are available on student and media tables, not on personal tables or teaching stations.



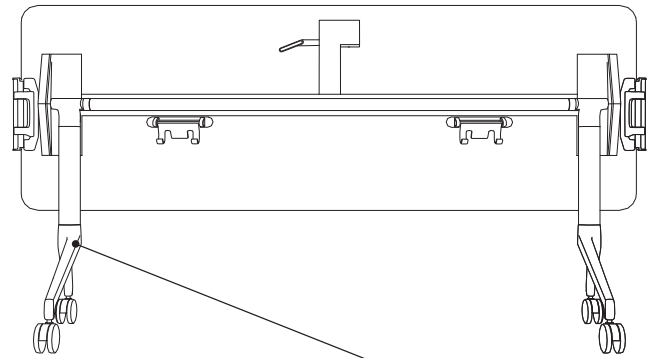
Teaching stations can be installed with the lectern on the left- or right- hand side of the table.

Active media tables



Verb active media worksurfaces are 1" thick wood-core with High-Pressure Laminate tops and plastic edge bands.

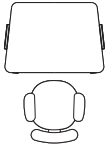
Flip-top tables



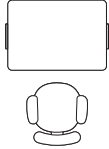
Flip-top legs are available on student tables and not on personal tables, media tables, or teaching stations.

Table Shapes

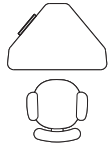
Personal Tables



Keystone




Rectangle

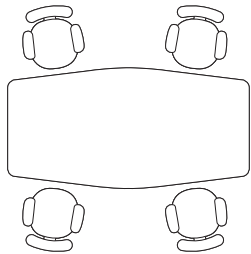


Triangle

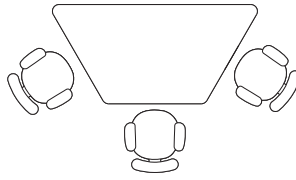
Student Tables



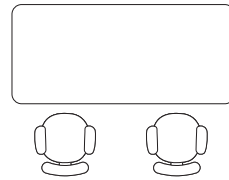
Chevron



Team

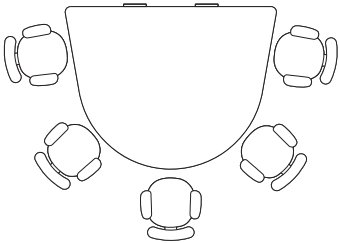


Trapezoid

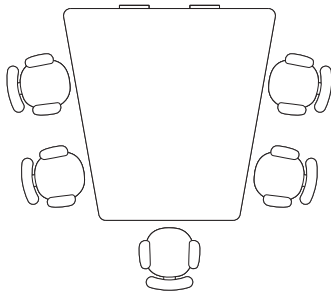


Rectangle

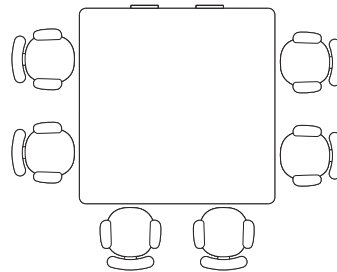
Media Tables



Rounded

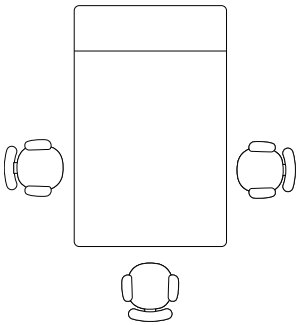


Trapezoid

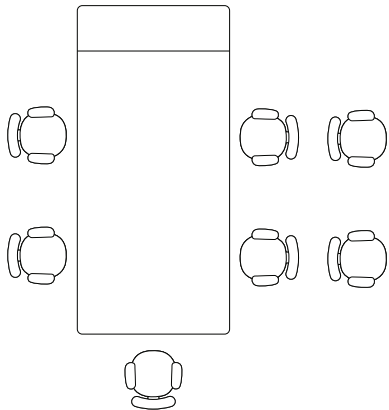


Square

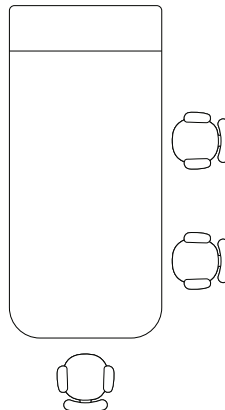
Active Media Tables



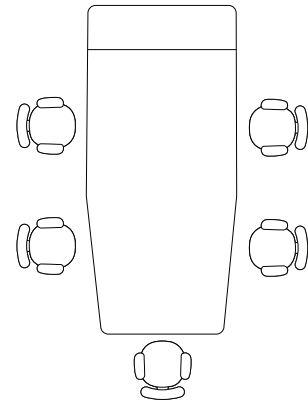
Rectangle 61"



Rectangle 87"




Rounded

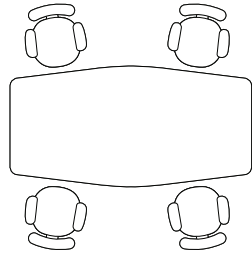


Tapered

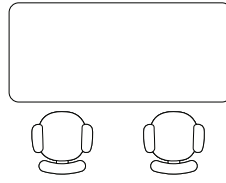
Flip-Top Tables



Chevron



Team



Rectangle

Personal Tables

The Verb ecosystem

is designed to quickly and easily reconfigure while providing equal access to collaborative tools.

Verb personal tables

are designed for active learning environments where flexibility and student engagement are key. Personal tables provide students a highly mobile, easy to reconfigure personal workspace that supports the active learning environment.

Product Details

Personal tables come in keystone, rectangle, and triangle shapes to support active learning in a small footprint.



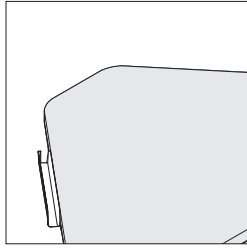
The keystone shape table provides the optimal reconfiguration capability in a small footprint, and can achieve the same arc created in lecture applications as the chevron table. Keystone tables are available with access legs, and seated height-adjustable post legs with glides.



The rectangle shape table supports more traditional configurations in small footprints. Rectangle tables are available with access legs, and seated height-adjustable post legs with glides.

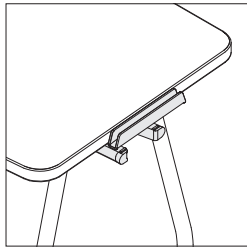


The triangle shape table supports small footprints and is standard with three access legs with glides.



Triangle tables have a rounded rear corner to support lecture and discussion applications and provide access to Thread hubs.

Worksurfaces are wood-core with High-Pressure Laminate top and plastic 3 mm edge band. All corners have a 2" radius.



Side docks allow display of whiteboards on the tables. For best results, rock the boards into place rather than pressing straight down. Side hooks allow storage of up to four boards per hook.

Tip: Side docks are not available on 19"D personal tables with casters.

Tip: Only one side dock set is available on triangle tables.

► See *Dock Storage Availability*, page 314.

Two leg designs are available on personal tables, the access leg and the seated height-adjustable post leg.



Personal tables come standard with the access leg with non-locking casters. Access legs are also available as an option with four locking casters, four glides, or two non-locking casters and two glides.



Seated height-adjustable post legs are available with four glides on personal tables.

► See *Table Top and Leg Choices*, page 312.



Table height on access legs is 28½". On seated height-adjustable post legs, the midpoint is 28½" and the legs adjust 4½" up and 4½" down for a total range of 24"–33".

Tip: Tables with seated height-adjustable post legs set below standard table height will not allow the personal whiteboards to be hung on the plastic side hooks as they will not have sufficient clearance. The boards may still be used with the side docks since table height does not affect board display.

Glides are available and are used for leveling for installation on uneven floors. The glide is 1½" long and provides 1" of leveling.

Surface Materials

Top

- High-Pressure Laminate
- Open Line laminate (option)

3 mm Radius Profile Edge

- Plastic

Access Legs and Seated Height-Adjustable Post Legs

- Paint

Dock and Hooks on Personal Tables

- 6059 Sterling Dark Solid
- 6249 Platinum Solid
- 6259 Midnight
- 6337 Element

Student Tables

Verb student tables are designed for active learning environments where flexibility and student engagement are key.

Product Details

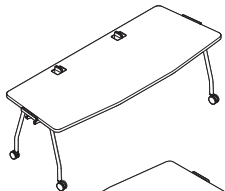
Student tables have chevron shape tables, team shape tables, trapezoid shape tables, and rectangle shape tables.



The chevron shape tables provide a sense of personal space division as well as creating a subtle arc when in lecture mode to allow line of sight to everyone in the row.



The team shape tables are designed specifically for small group work and project teams, offering the same angled shape as the chevron tables but on both sides of the table.



On 84" W chevron and team tables, there is a slight modification to the shape to allow three people to sit at the table instead of two. Rather than having two facets on the angled side of the table, 84" tables have three facets.

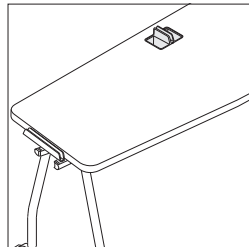


The trapezoid shape table is designed specifically for small group work and project teams. Each table can accommodate three people.



The rectangle shape tables can be used for more traditional applications as well as when smaller table sizes are necessary because the rectangle tables are available in 39" and 48" widths as well as the larger sizes.

Worksurfaces are wood-core with High-Pressure Laminate top and plastic 3 mm edge band. All corners have a 2" radius.

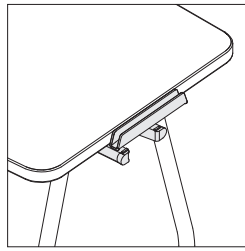


Center docks are optional and used to provide a storage area for markers, erasers, and other items students may bring as well as providing a dock for supporting test mode.

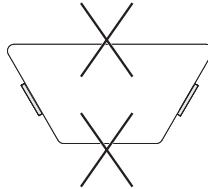
84" W tables are designed to have three students and will have two center docks (if center docks are specified).

Center docks are not available on tables smaller than 60" because they are designed primarily for test mode and tables smaller than 60" do not accommodate two students.

Tip: Center docks are not available on team and trapezoid tables.



Side docks allow display of whiteboards on the tables. For best results, rock the boards into place rather than pressing straight down. Side hooks allow storage of up to four boards per hook.

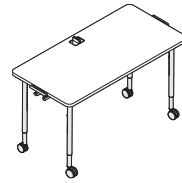


Side docks may only be placed on the angled sides of the trapezoid table.
▶ See *Dock Storage Availability*, page 314.

Three leg designs are available on student tables: the access leg, the seated height-adjustable post leg, and the standing height-adjustable post leg.



Access legs with non-locking casters are standard on student tables. Access legs are also available as an option with four locking casters, four glides, or two non-locking casters and two glides.



Seated height-adjustable post legs are available with four non-locking casters, four locking casters, four glides, or two non-locking casters and two glides.

Tables that are either 19"D or up to 39"W are available with glides only when using the seated height-adjustable post legs due to stability test requirements.



Standing height-adjustable post legs are available with four non-locking casters, four locking casters, four glides, or two non-locking casters and two glides.
Tip: Standing height-adjustable trapezoid tables are only available with glides.

Table height on access legs is 28½".

On seated height-adjustable post legs, the midpoint is 28½" and the legs adjust 4½" up and 4½" down every ¾" for a total range of 24"–33".

Tip: Tables with seated height-adjustable post legs set below standard table height will not allow the personal whiteboards to be hung on the plastic side hooks as they will not have sufficient clearance. The boards may still be used with the side docks since table height does not affect board display.

▶ See *Table Top and Leg Choices*, page 312.

On standing height-adjustable post legs, legs adjust every ¾" for a total range of 28½"–42".

Modesty panels are available for chevron and rectangle tables and are made of painted steel. Modesty panels are not available on 19"D x 39"W or 24"D x 39"W rectangle tables.

Tip: When ordering tables with a modesty panel, it is not necessary to order optional reinforcing channel as the modesty panel acts as a reinforcing channel.

Tip: On tables 24"D with standing height-adjustable post legs and modesty panels, chevron and rectangle tables are only available with glides.

Tip: On tables with standing height-adjustable post legs and casters, chevron tables 30"D x 60"–84"W must be used with a modesty panel.

Tip: On tables with standing height-adjustable post legs and casters, rectangle tables 30"D x 48"–84"W cannot be used with a modesty panel.

Reinforcing channel is not required on tables smaller than 60"W. On tables 60"–72"W a reinforcing channel is strongly recommended for medium to heavy duty applications to minimize deflection over time. 84"W tables come standard with a reinforcing channel.

Glides are available and are used for leveling for installation on uneven floors. The glide is 1½" long and provides 1" of leveling.

Surface Materials

Top

- High-Pressure Laminate
- Open Line laminate (option)

3 mm Radius Profile

Edge

- Plastic

Access Legs, Seated Height-Adjustable Post Legs, and Standing Height-Adjustable Post Legs

- Paint

Modesty Panels

- Paint

Dock and Hooks on Student Tables

- 6059 Sterling Dark Solid
- 6249 Platinum Solid
- 6259 Midnight
- 6337 Element

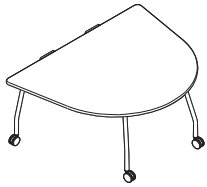
Media Tables

Verb media tables are designed for active learning environments where flexibility, student engagement, and technology collaboration is important.

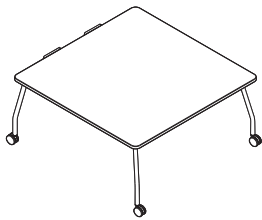
Media tables are offered in three shapes to encourage collaboration through technology display and facilitate a seamless flow of information sharing during the learning process. The tables optimize the use of media:scape mini and media:scape mobile, while also offering the ability to incorporate personal whiteboards for analog content creation.

Product Details

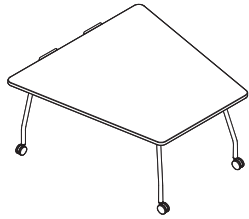
Media tables come in three shapes; rounded, square, and trapezoid.



The rounded shape table provides seamless small group, face-to-face, and technology collaboration. The rounded table can accommodate up to five people.

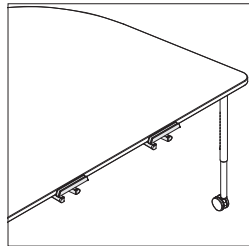


The square shape table provides small group, face-to-face and technology collaboration in a smaller footprint. The square table can accommodate up to six people.



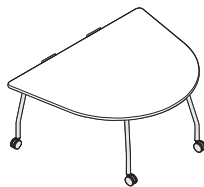
The trapezoid shape table provides an optimal view of technology screens and more surface for class materials. The trapezoid tables can accommodate up to five or six people.

Worksurfaces are 1 $\frac{1}{8}$ " thick wood-core with High-Pressure Laminate top and plastic 3 mm edge band. All corners have 2" radius.

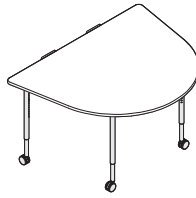


Side docks allow display of whiteboards on the tables. For best results, rock the boards into place rather than pressing straight down. Side hooks allow storage of up to four boards per hook. ▶ See *Dock Storage Availability*, page 314.

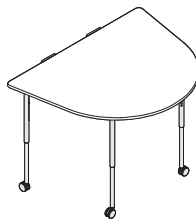
Three leg designs are available on media tables, the access leg, the seated height-adjustable post leg, and the standing height-adjustable post leg.



Access legs with non-locking casters are standard on media tables. Access legs are also available as an option with four locking casters, four glides, or two non-locking casters and two glides.



Seated height-adjustable post legs are available with four non-locking casters, four locking casters, four glides, or two non-locking casters and two glides.



Standing height-adjustable post legs are available with four non-locking casters, four locking casters, four glides, or two non-locking casters and two glides. ▶ See *Table Top and Leg Choices*, page 312.

Table height on access legs is 28 $\frac{1}{2}$ ".

On seated height-adjustable post legs, the midpoint is 28 $\frac{1}{2}$ " and the legs adjust 4 $\frac{1}{2}$ " up and 4 $\frac{1}{2}$ " down every $\frac{3}{4}$ " for a range of 24"–33".

Tip: Tables with height-adjustable legs set below standard table height will not allow the personal whiteboards to be hung on the plastic side hooks as they will not have sufficient clearance. The boards may still be used with the side docks since table height does not affect board display.

On standing height-adjustable post legs, legs adjust every $\frac{3}{4}$ " for a total range of 28 $\frac{1}{2}$ "–42".

Reinforcing channels are standard on all media tables.

Glides are available and are used for leveling for installation on uneven floors. The glide is 1 $\frac{1}{2}$ " long and provides 1" of leveling.

Surface Materials

Top

- High-Pressure Laminate
- Open Line laminate (option)

3 mm Radius Profile Edge

- Plastic

Access Legs, Seated Height-Adjustable Post Legs, and Standing Height-Adjustable Post Legs

- Paint

Dock and Hooks on Media Tables

- 6059 Sterling Dark Solid
- 6249 Platinum Solid
- 6259 Midnight
- 6337 Element

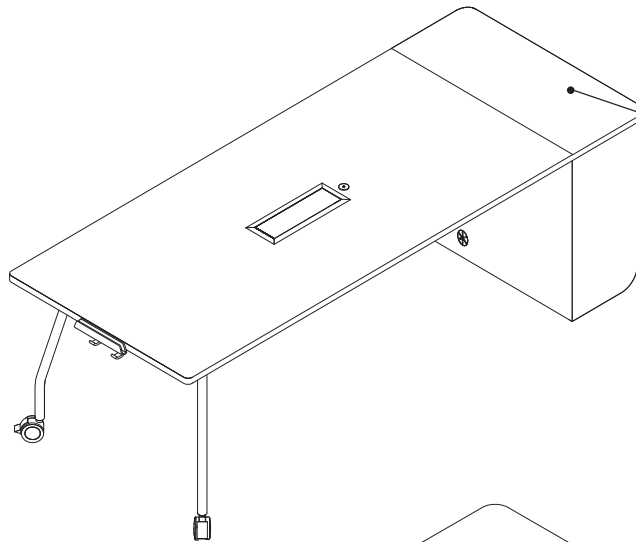
Active Media Tables

Verb active media tables provide versatile, intuitive, and unobstructed technology support for the classroom. The mobile table can support a range of existing technology and provide a flexible, cost-effective solution for institutions. Digital and analog white board storage and display integration encourages continuous collaboration and idea-sharing among students and educators.

Active media tables come in three table shapes: rectangle, rounded, and tapered.

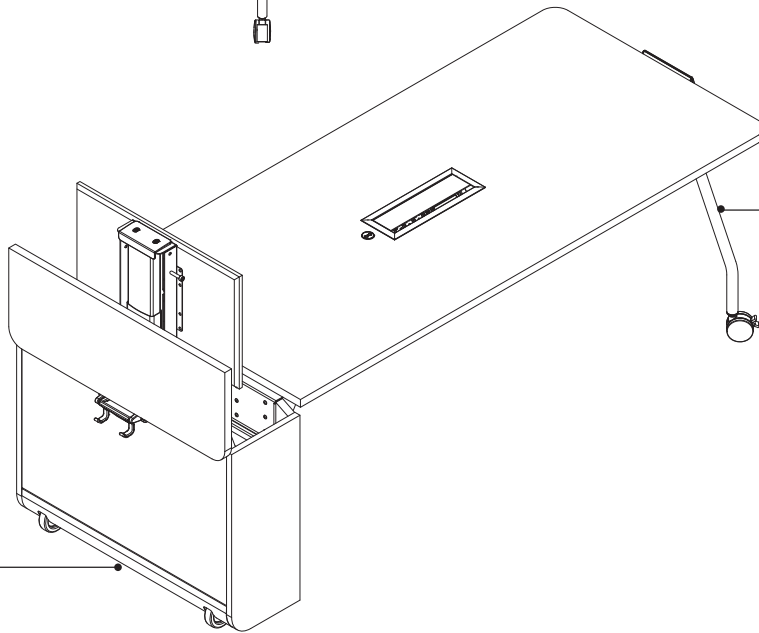
Optional side docks allow for display of whiteboards on the table while stow hook allows for the storage of whiteboards on the table. Stow hooks allow storage for up to two whiteboards per hook.

Brackets, legs, and shroud share the same finish.



Worksurfaces are 1" thick wood-core with High-Pressure Laminate top and plastic 3 mm edge band. All corners have 2" radius.

The media case top can be selected with a contrasting finish. The media case surface and table worksurface will always match.



Access legs with locking casters are standard on active media tables.

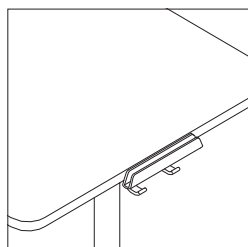
Verb active media tables are designed for active learning environments where flexibility, student engagement, and technology collaboration is important.

Active media tables are offered in three shapes to encourage collaboration through technology display and facilitate a seamless flow of information sharing during the learning process. The tables offer the ability to incorporate personal whiteboards for analog content creation.

Product Details

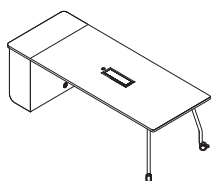
Active media tables come in three shapes; rectangle, tapered, and rounded.

Worksurfaces are 1" thick wood-core with High-Pressure Laminate top and plastic 3 mm edge band. All corners have 2" radius.



Side docks allow display of whiteboards on the tables. For best results, rock the boards into place rather than pressing straight down. Side hooks allow storage of up to four boards per hook.

Side dock and hooks are not available on the rounded active media table.



Access legs with non-locking casters are standard on active media tables. Access legs are also available as an option with glides.

Table height on access legs is 28½".

Glides are available and are used for leveling for installation on uneven floors. The glide is 1½" long and provides 1" of leveling.

Media Case

Lift mechanisms support monitors up to 43 pounds with a near silent operation and no exposed tracks or gears. Lift control box comes standard with a contact closure interface.

Lift mechanism for 32" deep tables:

- Supports monitor size: 29.32"W x 21.20"H x 3.5"D
- Travels 23"

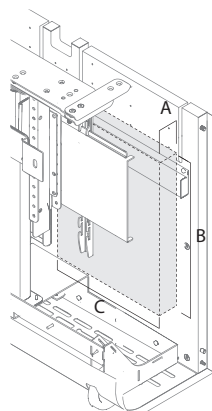
Lift mechanism for 43" deep tables:

- Supports monitor size: 38.32"W x 22.22"H x 3.65"D
- Travels 26½"

Universal mounting patterns accommodates standard VESA mounts:

- 75 mm x 75 mm
- 100 mm x 100 mm
- 200 mm x 100 mm
- 200 mm x 200 mm

The active media case is designed with a lid that has a 2" overhang over the worksurface.



Available space for technology within the media case:

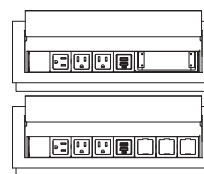
- 34" case:
- A: 2¾" (75 mm)
 - B: 15¾" (400 mm)
 - C: 8" (210 mm)

- 43" case:
- A: 3¾" (96 mm)
 - B: 13¾" (350 mm)
 - C: 12" (310 mm)

Technology

The active media table is a technology agnostic solution, allowing one to bring their own technology application to the table. Customers are responsible for bringing and integrating technology and audio visual components.

Tip: Consult an AV or IT professional early on in the design process for potential technology applications.

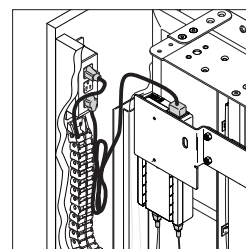


User power trough

provides access to power and technology connections for everyone at the table. (3 outlet, 1 dual USB and 3 knockouts) or (3 Outlet, 1 dual USB and extron adapter plate cover).

Tip: AV cords or extron AAP super plates will not be included, customers will need to specify own AV configuration.

Technology components can be securely mounted to the media case and powered by the power receptacles within the media case.



Wire managers allow ease of cable routing and managing.

Active media table is for commercial and institutional use only. Children and people with cognitive disabilities should be supervised.

Surface Materials

Top

- High-Pressure Laminate
- Open Line laminate (option)

3 mm radius profile edge

- Plastic

Access legs

- Paint

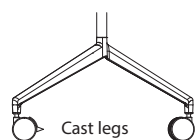
Dock and hooks on active media tables

- 6059 Sterling Dark Solid
- 6249 Platinum Solid
- 6259 Midnight
- 6337 Element

Flip-Top Tables

Verb flip-top tables

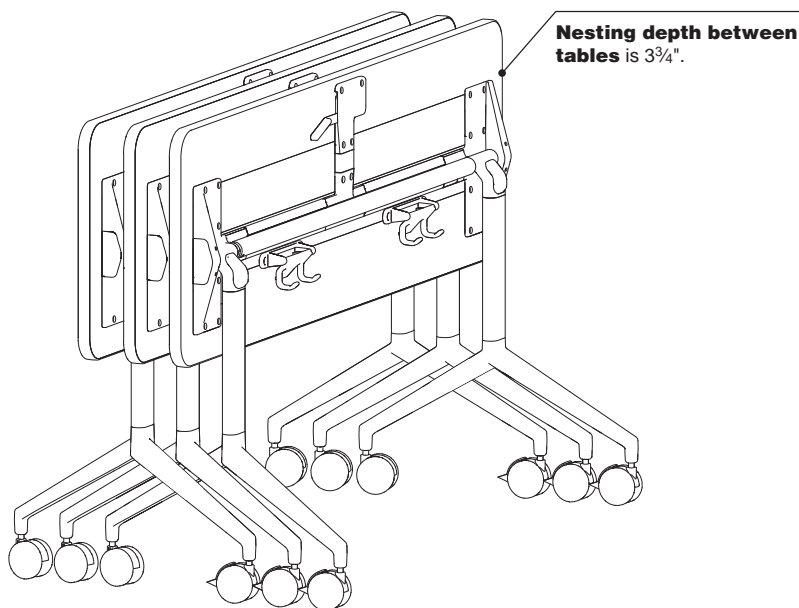
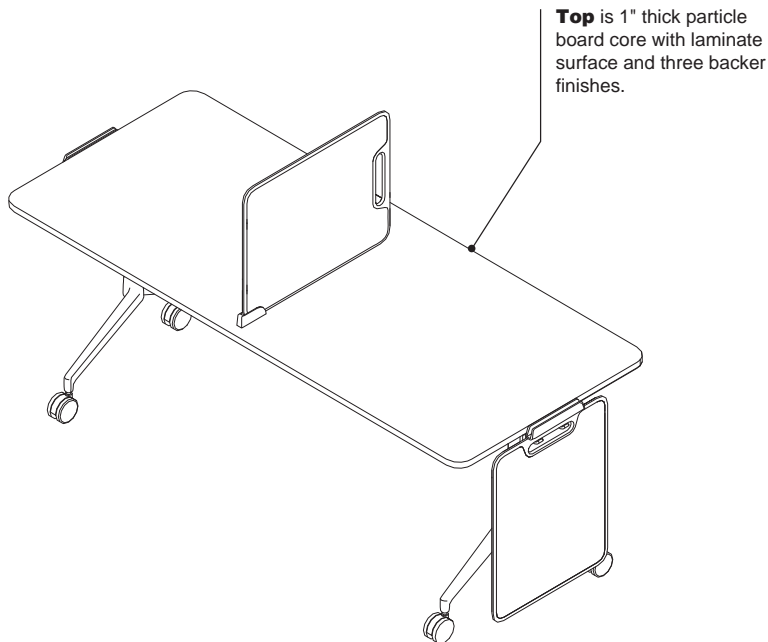
are a folding and nesting table for active spaces. With easy to use one-handed folding lever and mechanism, one person can set it up, take down, move, and compactly store a roomful of tables with minimal effort. The table series is available in three shapes and with casters.



Legs are extruded and die-cast aluminum available in a cast base.

Cast leg:

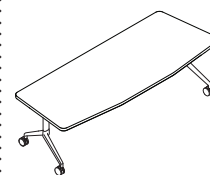
- 19"D, 24"D, and 30"D tables
- Chevron, team, and rectangle tables



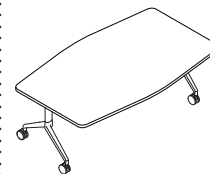
Verb flip-top tables are designed for active learning environments where flexibility and student engagement are key.

Product Details

Flip-top tables have chevron shape tables, team shape tables, and rectangle shape tables.

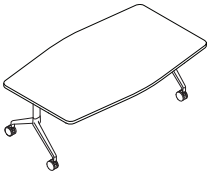
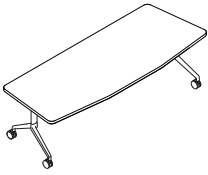


The chevron shape tables provide a sense of personal space division as well as creating a subtle arc when in lecture mode to allow line of sight to everyone in the row.

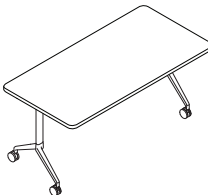


The team shape tables are designed specifically for small group work and project teams, offering the same angled shape as the chevron tables but on both sides of the table.

Casters are 3" diameter, dual wheels that allow the tables to move easily on carpet or hard floors. Flip-top tables are standard with two locking casters (user/flip-handle side) and two non-locking casters. Glides are not available on the flip-top table.

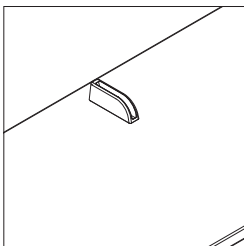


On 84" W chevron and team tables, there is a slight modification to the shape to allow three people to sit at the table instead of two. Rather than having two facets on the angled side of the table, 84" tables have three facets.



The rectangle shape tables can be used for more traditional applications as well as when smaller table sizes are necessary because the rectangle tables are available in 39" and 48" widths as well as the larger sizes.

Worksurfaces are wood-core with High-Pressure Laminate top and plastic 3 mm edge band. All corners have a 2" radius.

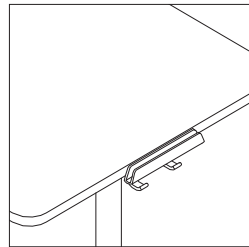


Center docks without storage are optional and provide a dock to support test mode.

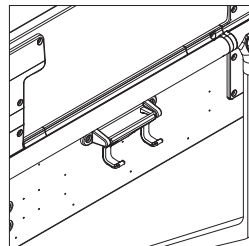
84" W tables are designed to have three students and will have two center docks (if center docks are specified).

Center docks are not available on tables smaller than 60" because they are designed primarily for test mode and tables smaller than 60" do not accommodate two students.

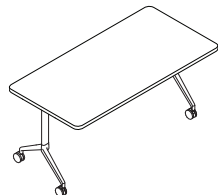
Tip: Center docks are not available on team tables.



Side docks allow display of whiteboards on the tables. For best results, rock the boards into place rather than pressing straight down. Side hooks allow storage of up to four boards per hook.



Stow hook allows for easy whiteboard storage when the table is in flipped mode.

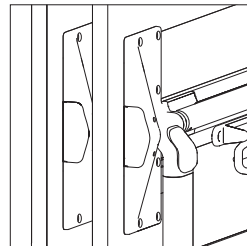


Two non-locking and two locking casters are standard on flip-top tables. Legs are also available with four locking casters.

Table height on legs is 28½".

Reinforcing channel is not required on tables smaller than 60" W. On tables 66" W to 84" W, reinforcing channel comes standard to minimize deflection. The reinforcing channel will match the understructure finish selection (light or dark).

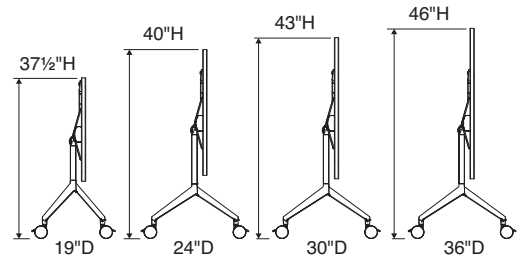
Flip-top modesty panels are constructed of a light-weight fiberglass substrate wrapped with Buzz2 fabric. Panel attaches to the underside of the table with a plastic extrusion that allows the panel to rotate from both the in-use and nested position with ease. Modesty panel stays with the table when flipped and in nesting position, or in-use position. Modesty panels are available for 39", 48", 60", 66", 72", and 84" flip-top rectangle and chevron tops.



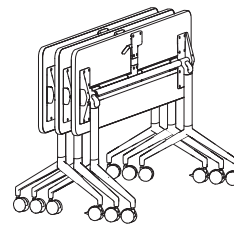
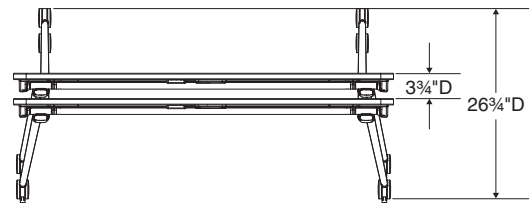
Leg bumper will always be the main point of contact between two nesting tables, even with the stow hooks and whiteboards.

Tables should be inspected and maintained regularly by tightening screws and bolts, inspecting casters for damage, and inspecting all moving parts for damage and wear.

Release handle is black and only used to unlock the table from the in-use position. Flip-top tables in the in-use position have a natural flex in them and are not completely static.



Rectangle table dimensions shown above



Flip-top tables can be nested for space saving storage. Each nested flip-top table adds approximately 3¾" to the nesting depth.

Surface Materials

Top

- High-Pressure Laminate
- Open Line laminate (option)

3 mm radius profile edge

- Plastic

Access legs, seated height-adjustable post legs, and standing height-adjustable post legs

- Paint

Dock and hooks on student tables

- 6059 Sterling Dark Solid
- 6249 Platinum Solid
- 6259 Midnight
- 6337 Element


The underside of the table can be specified in one of these color options:

- Light
- Dark

Teaching Stations

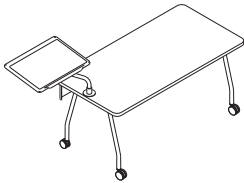
The Verb teaching station is designed to provide support for a range of postures and work modes, including instruction, collaboration, and concentrated work.

Product Details

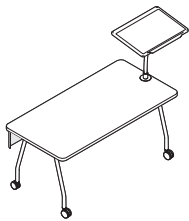


Verb teaching station worksurfaces are wood-core with High-Pressure Laminate top and plastic 3 mm edge band.

Teaching stations are 30"D and come in 50", 60", and 72" widths.



The lectern can be installed on the right or left side of table.

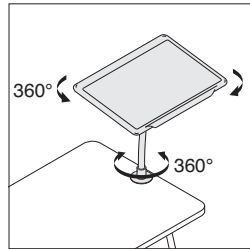


Modesty panels are optional on teaching stations.

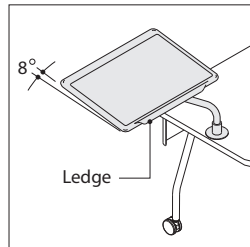
Access legs with non-locking casters come standard on teaching stations. Access legs are also available as an option with four locking casters, four glides, or two non-locking casters and two glides.

Tip: Seated and standing height-adjustable post legs are not available on teaching stations.

▶ See *Table Top and Leg Choices*, page 312.



The lectern top and lectern arm swivel 360° allowing for maximum position flexibility and enhanced sightlines.



The lectern has an ergonomic 8° slant and a ledge at the bottom.

The lectern top is a High-Pressure Laminate with a urethane edge.

The lectern has an optional cup holder.

Surface Materials

Top

- High-Pressure Laminate
- Open Line laminate (option)

3 mm Radius Profile Edge

- Plastic

Access Legs

- Paint

Modesty Panels

- Paint

Lectern

- 6059 Sterling Dark Solid Urethane Edge with 2883 Seagull Laminate
- 6249 Platinum Solid Urethane Edge with 2883 Seagull Laminate
- 6337 Element Urethane Edge with 2885 Dune Laminate

Lectern Arm

- 4750 Champagne Metallic
- 4799 Platinum Metallic
- 7360 Merle

Cup holder

- 6059 Sterling Dark Solid

Easel and Wall Track

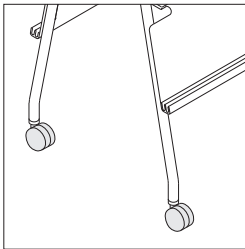
Verb easel facilitates effective display, storage, and presentation of Verb whiteboards.

Verb wall track offers additional display options for the Verb whiteboards and can add functionality to otherwise blank walls.

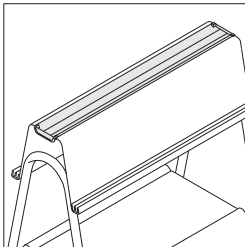
Product Details



Two-sided easel comes standard with two shelves on each side and is 36"W.



Each easel comes standard with casters for ease of mobility.



The easel top shelf can be used to store markers and erasers and is available only in 6249 Platinum Solid finish.



Wall track comes in 6' and 8' lengths and is made from extruded anodized aluminum. It may be easily cut to length in the field.

Each wall track comes standard with hooks for use with the whiteboards.

Maintenance

- Wipe board with a clean cloth moistened by a liquid markerboard cleaner or a solution of 50% water and 50% isopropyl alcohol.
- Rinse with clear water.
- Wipe dry with a clean cloth. If your board is used daily, the cleaning should be performed at least 2-3 times a week.

More thorough cleaning may be required if writing is left on the board for more than two days.

Markers

Use any high-quality dry erase marker.

CAUTION! The use of Low Odor markers may cause ghosting to occur. If Low Odor markers have been used, the surface can be completely cleaned by following the cleaning instructions above. Remember to discard eraser if used with Low Odor markers.

Removing Permanent Marker

Option 1:

- Write over the top of the permanent marker ink with a dry-erase marker
- Simply erase

Option 2:

- Moisten a clean, dry cloth with isopropyl alcohol
- Wipe the board in a circular motion to loosen marker residue
- Rinse with clear water
- Dry the board with a clean cloth
- Repeat these steps as necessary

Installer's Instructions for Initial Cleaning at Time of Installation

NOTE: These initial cleaning instructions are shipped with every board.

- For initial cleaning, wipe your board with a clean cloth moistened by a mild, alcohol-based cleaner.
- Rinse with clear water. This step is simple, but very important.
- Wipe dry with a clean cloth.

Surface Materials

Easel Frame/Legs

- 4750 Champagne Metallic
- 4799 Platinum Metallic
- 7360 Merle

Easel Display Shelf

- 7360 Merle

Easel Shelf Inserts and Top Cap

- 6249 Platinum Solid

Wall Track Hook

- 6249 Platinum Solid

Table Top and Leg Choices

	• Dimensions		• Access Leg				• Seated Height-Adjustable Post Leg			
	D	W	With non-locking casters	With locking casters	With glides	With two non-locking casters and two	With non-locking casters	With locking casters	With glides	With two non-locking casters and two
Personal Tables										
Keystone	19" and 24"	34"	●	●	●	●	N.A.	N.A.	●	N.A.
Rectangle	19" and 24"	34"	●	●	●	●	N.A.	N.A.	●	N.A.
Triangle	22"	33"	N.A.	N.A.	●	N.A.	N.A.	N.A.	N.A.	N.A.
Student Tables										
Chevron	19"	60"–84"	●	●	●	●	N.A.	N.A.	●	N.A.
	24"	60"–84"	●	●	●	●	●	●	●	●
	30"	60"–84"	●	●	●	●	●	●	●	●
Team	24"	60"–84"	●	●	●	●	●	●	●	●
	30"	60"–84"	●	●	●	●	●	●	●	●
Trapezoid	30"	60"–84"	●	●	●	●	●	●	●	●
Rectangle	19"	39"–84"	●	●	●	●	N.A.	N.A.	●	N.A.
	24"	39"	●	●	●	●	N.A.	N.A.	●	N.A.
	24"	48"–84"	●	●	●	●	●	●	●	●
	30"	48"–84"	●	●	●	●	●	●	●	●
Media Tables										
Rounded	60"	78"	●	●	●	●	●	●	●	●
Square	60"	60"	●	●	●	●	●	●	●	●
Trapezoid	60"	60" and 84"	●	●	●	●	●	●	●	●
Active Media Tables										
Rectangle	34"	61" and 87"	N.A.	●	●	N.A.	N.A.	N.A.	N.A.	N.A.
	43"	61" and 87"	N.A.	●	●	N.A.	N.A.	N.A.	N.A.	N.A.
Rounded	34"	87"	N.A.	●	●	N.A.	N.A.	N.A.	N.A.	N.A.
	43"	87"	N.A.	●	●	N.A.	N.A.	N.A.	N.A.	N.A.
Tapered	34"	87"	N.A.	●	●	N.A.	N.A.	N.A.	N.A.	N.A.
	43"	87"	N.A.	●	●	N.A.	N.A.	N.A.	N.A.	N.A.
Flip-Top Tables										
Chevron	19"	60"–84"	N.A.	N.A.	N.A.	N.A.	N.A.	N.A.	N.A.	N.A.
	24"	60"–84"	N.A.	N.A.	N.A.	N.A.	N.A.	N.A.	N.A.	N.A.
	30"	60"–84"	N.A.	N.A.	N.A.	N.A.	N.A.	N.A.	N.A.	N.A.
Team	24"	60"–84"	N.A.	N.A.	N.A.	N.A.	N.A.	N.A.	N.A.	N.A.
	30"	60"–84"	N.A.	N.A.	N.A.	N.A.	N.A.	N.A.	N.A.	N.A.
Rectangle	19"	39"–84"	N.A.	N.A.	N.A.	N.A.	N.A.	N.A.	N.A.	N.A.
	24"	39"–84"	N.A.	N.A.	N.A.	N.A.	N.A.	N.A.	N.A.	N.A.
	30"	48"–84"	N.A.	N.A.	N.A.	N.A.	N.A.	N.A.	N.A.	N.A.
Teaching Stations	30"	50"–72"	●	●	●	●	N.A.	N.A.	N.A.	N.A.

	• Dimensions		• Standing Height-Adjustable Post Leg			• Flip-Top Cast Legs			
	D	W	With locking casters	With glides	With two non-locking casters and two glides	With non-locking casters	With locking casters	With two locking casters and two non-locking casters	
Personal Tables									
Keystone	19" and 24"	34"	N.A.	N.A.	N.A.	N.A.	N.A.	N.A.	
Rectangle	19" and 24"	34"	N.A.	N.A.	N.A.	N.A.	N.A.	N.A.	
Triangle	22"	33"	N.A.	N.A.	N.A.	N.A.	N.A.	N.A.	
Student Tables									
Chevron	19"	60"–84"	N.A.	N.A.	N.A.	N.A.	N.A.	N.A.	
	24"	60"–84"	N.A.	●	N.A.	N.A.	N.A.	N.A.	
	30"	60"–84"	**	●	**	**	N.A.	N.A.	
Team	24"	60"–84"	N.A.	●	N.A.	N.A.	N.A.	N.A.	
	30"	60"–84"	●	●	●	●	N.A.	N.A.	
Trapezoid	30"	60"–84"	N.A.	●	N.A.	N.A.	N.A.	N.A.	
Rectangle	19"	39"–84"	N.A.	N.A.	N.A.	N.A.	N.A.	N.A.	
	24"	39"–84"	N.A.	N.A.	N.A.	N.A.	N.A.	N.A.	
	24"	48"–84"	N.A.	●	N.A.	N.A.	N.A.	N.A.	
	30"	48"–84"	*	●	*	*	N.A.	N.A.	
Media Tables									
Rounded	60"	78"	●	●	●	●	N.A.	N.A.	
Square	60"	60"	●	●	●	●	N.A.	N.A.	
Trapezoid	60"	60" and 84"	●	●	●	●	N.A.	N.A.	
Active Media Tables									
Rectangle	34"	61" and 87"	N.A.	N.A.	N.A.	N.A.	N.A.	N.A.	
	43"	61" and 87"	N.A.	N.A.	N.A.	N.A.	N.A.	N.A.	
Rounded	34"	87"	N.A.	N.A.	N.A.	N.A.	N.A.	N.A.	
	43"	87"	N.A.	N.A.	N.A.	N.A.	N.A.	N.A.	
Tapered	34"	87"	N.A.	N.A.	N.A.	N.A.	N.A.	N.A.	
	43"	87"	N.A.	N.A.	N.A.	N.A.	N.A.	N.A.	
Flip-Top Tables									
Chevron	19"	60"–84"	N.A.	N.A.	N.A.	N.A.	●	●	
	24"	60"–84"	N.A.	N.A.	N.A.	N.A.	●	●	
	30"	60"–84"	N.A.	N.A.	N.A.	N.A.	●	●	
Team	24"	60"–84"	N.A.	N.A.	N.A.	N.A.	●	●	
	30"	60"–84"	N.A.	N.A.	N.A.	N.A.	●	●	
Rectangle	19"	39"–84"	N.A.	N.A.	N.A.	N.A.	●	●	
	24"	39"–84"	N.A.	N.A.	N.A.	N.A.	●	●	
	30"	48"–84"	N.A.	N.A.	N.A.	N.A.	●	●	
Teaching Stations	30"	50"–72"	N.A.	N.A.	N.A.	N.A.	N.A.	N.A.	

* Can not be used with modesty panel.

** Must be used with modesty panel.

Dock Storage Availability

	Dimensions D W		Side Dock and Hook (1 set)	Side Dock and Hook (2 sets)	Side Dock, Hook, and Center Storage Dock	Center Storage Dock	Center Dock Without Storage	Stow Hook
Personal Tables								
Keystone	19"*	34"	●	●	N.A.	N.A.	N.A.	N.A.
	24"	34"	●	●	N.A.	N.A.	N.A.	N.A.
Rectangle	19"*	34"	●	●	N.A.	N.A.	N.A.	N.A.
	24"	34"	●	●	N.A.	N.A.	N.A.	N.A.
Triangle	22"	33"	●	N.A.	N.A.	N.A.	N.A.	N.A.
Student Tables								
Chevron	19", 24", and 30"	60"–84"	N.A.	●	●	●	N.A.	N.A.
Team	24" and 30"	60"–84"	N.A.	●	N.A.	N.A.	N.A.	N.A.
Trapezoid	30"	62"	N.A.	●	N.A.	N.A.	N.A.	N.A.
Rectangle	19" and 24"	39"–48"	N.A.	●	N.A.	N.A.	N.A.	N.A.
	19" and 24"	60"–84"	N.A.	●	●	●	N.A.	N.A.
	30"	48"	N.A.	●	N.A.	N.A.	N.A.	N.A.
	30"	60"–84"	N.A.	●	●	●	N.A.	N.A.
Media Tables								
Rounded	60"	78"	N.A.	●	N.A.	N.A.	N.A.	N.A.
Square	60"	60"	N.A.	●	N.A.	N.A.	N.A.	N.A.
Trapezoid	60"	60" and 84"	N.A.	●	N.A.	N.A.	N.A.	N.A.
Active Media Tables								
Rectangle	34"	61" and 87"	●	N.A.	N.A.	N.A.	N.A.	●
	43"	61" and 87"	●	N.A.	N.A.	N.A.	N.A.	●
Rounded	34"	87"	●	N.A.	N.A.	N.A.	N.A.	●
	43"	87"	●	N.A.	N.A.	N.A.	N.A.	●
Tapered	34"	87"	●	N.A.	N.A.	N.A.	N.A.	●
	43"	87"	●	N.A.	N.A.	N.A.	N.A.	●
Flip-Top Tables								
Chevron	19"	60"–84"	●	●	N.A.	N.A.	●	●
	24"	60"–84"	●	●	N.A.	N.A.	●	●
	30"	60"–84"	●	●	N.A.	N.A.	●	●
Team	24"	60"–84"	●	●	N.A.	N.A.	●	●
	30"	60"–84"	●	●	N.A.	N.A.	●	●
Rectangle	19"	39"–84"***	●	●	N.A.	N.A.	●	●
	24"	39"–84"***	●	●	N.A.	N.A.	●	●
	30"	48"–84"***	●	●	N.A.	N.A.	●	●
Teaching Stations	30"	50"–72"	N.A.	N.A.	N.A.	N.A.	N.A.	N.A.

* Side docks are not available on 19"D personal tables with casters.

** Center docks are not available on Flip-Top tables under 60"W.

Personal Tables

Standard Includes		Required to Specify
<ul style="list-style-type: none"> ▶ Need help? Product details, page 300 	<ul style="list-style-type: none"> Table: 1½"- thick top, High-Pressure Laminate price group 1 3 mm radius profile edge: plastic Access legs with non-locking casters: paint group 1 Triangle table is standard with three access legs and glides 	<ol style="list-style-type: none"> 1 Style number 2 High-Pressure Laminate color number for table 3 Plastic edge band color number for table 4 Paint color number for legs 5 Options, if selected (see below) <ul style="list-style-type: none"> ▶ See <i>Surface Materials</i>, page 333.

Tip: The triangle table is only available with three access legs and glides.

For laminate price group 2 and 3 pricing, please refer to the electronic catalog or SmartTools.

Options	U.S. Price	Required to Specify	
Surface Materials	Legs on keystone and rectangle tables		
<ul style="list-style-type: none"> Paint price group 1 Paint price group 2 Paint price group 3 	<ul style="list-style-type: none"> No cost +\$ 69 +\$113 	<ul style="list-style-type: none"> Specify paint color number. Specify paint color number. Specify paint color number. 	
	Legs on triangle table		
<ul style="list-style-type: none"> Paint price group 1 Paint price group 2 Paint price group 3 	<ul style="list-style-type: none"> No cost +\$ 50 +\$ 61 	<ul style="list-style-type: none"> Specify paint color number. Specify paint color number. Specify paint color number. 	
	High-Pressure Laminate worksurfaces		
<ul style="list-style-type: none"> Laminate price group 2 Laminate price group 3 Open Line laminate 	<ul style="list-style-type: none"> See information at left See information at left +\$111 plus cost of laminate 	<ul style="list-style-type: none"> Specify laminate color number. Specify laminate color number. ▶ See <i>Surface Materials Reference Manual</i>. 	
Leg Options	Access legs		
<ul style="list-style-type: none"> Locking casters Glides Two non-locking casters and two glides 	<ul style="list-style-type: none"> No cost -\$ 32 -\$ 13 	<ul style="list-style-type: none"> Specify with access legs with locking casters. Specify with access legs with glides. Specify with access legs with two non-locking casters and two glides. 	
	Seated height-adjustable post legs		
<ul style="list-style-type: none"> Glides 	<ul style="list-style-type: none"> +\$369 	<ul style="list-style-type: none"> Specify with seated height-adjustable post leg with glides. 	
Dock Storage Options	<ul style="list-style-type: none"> No dock Side dock and hook (one set) Side dock and hook (two sets) 	<ul style="list-style-type: none"> No cost +\$ 80 +\$160 	<ul style="list-style-type: none"> Specify with no dock. Specify with dock and hook (one set) and specify plastic finish. Specify with dock and hook (two sets) and specify plastic finish.

Tip: The triangle table is optional with only one side dock and hook.

Tip: Side docks are not available on 19"D personal tables with casters.

Specification Information

Dimensions		Style	U.S.
D	W	Number	Base Price

Triangle Table			
22"	33"	VTP2233	\$ 783

Keystone Tables			
19"	34"	VTK1934	\$1002
24"	34"	VTK2434	\$1019

Rectangle Tables			
19"	34"	VTR1934	\$1002
24"	34"	VTR2434	\$1019



Chevron Tables



► Need help?
Product details,
page 302

Standard Includes

- Table: 1½"- thick top, High-Pressure Laminate price group 1
- 3 mm radius profile edge: plastic
- Access legs with non-locking casters: paint group 1
- Reinforcing channel on 84" tables

Required to Specify

- 1 Style number
 - 2 High-Pressure Laminate color number for table
 - 3 Plastic edge band color number for table
 - 4 Paint color number for legs
 - 5 Options, if selected (see below)
- See *Surface Materials*, page 333.

For laminate price group 2 and 3 pricing, please refer to the electronic catalog or SmartTools.

Tip: On 19"D tables, only seated height-adjustable post legs with glides are available.

	Options	U.S. Price	Required to Specify
Surface Materials	Legs		
	• Paint price group 1	No cost	Specify paint color number.
	• Paint price group 2	+\$ 69	Specify paint color number.
	• Paint price group 3	+\$113	Specify paint color number.
	Modesty panel		
	• Paint price group 1	No cost	Specify paint color number.
	• Paint price group 2	+\$ 36	Specify paint color number.
	• Paint price group 3	+\$ 56	Specify paint color number.
	High-Pressure Laminate worksurfaces		
	• Laminate price group 2	See information at left	Specify laminate color number.
	• Laminate price group 3	See information at left	Specify laminate color number.
	• Open Line laminate	+\$111 plus cost of laminate	► See <i>Surface Materials Reference Manual</i> .
Leg Options	Access legs		
	• Locking casters	No cost	Specify <i>with access legs with locking casters</i> .
	• Glides	-\$ 32	Specify <i>with access legs with glides</i> .
	• Two non-locking casters and two glides	-\$ 13	Specify <i>with access legs with two non-locking casters and two glides</i> .
	Seated height-adjustable post legs		
	• Non-locking casters	Prices at right	Specify <i>with seated height-adjustable post leg with non-locking casters</i> .
	• Locking casters	Prices at right	Specify <i>with seated height-adjustable post leg with locking casters</i> .
	• Glides	Prices at right	Specify <i>with seated height-adjustable post leg with glides</i> .
	• Two non-locking casters and two glides	Prices at right	Specify <i>with seated height-adjustable post leg with two non-locking casters and two glides</i> .
	Standing height-adjustable post legs		
• Non-locking casters	Prices at right	Specify <i>with standing height-adjustable post leg with non-locking casters</i> .	
• Locking casters	Prices at right	Specify <i>with standing height-adjustable post leg with locking casters</i> .	
• Glides	Prices at right	Specify <i>with standing height-adjustable post leg with glides</i> .	
• Two non-locking casters and two glides	Prices at right	Specify <i>with standing height-adjustable post leg with two non-locking casters and two glides</i> .	
Modesty Panel	• Steel modesty panel	+\$310	Specify <i>with modesty panel</i> and specify paint color number.

► Options, continued on next page



For Canadian Pricing

Multiply U.S. Price by the Canadian price factor.

► See page 1 for details.

► Options, continued from previous page

Options	U.S. Price	Required to Specify
Dock Storage Options		
• No dock	No cost	Specify <i>with no dock</i> .
• Side dock and hook (two sets)	+\$160	Specify <i>with dock and side hook (two sets)</i> and specify plastic finish.
• Side dock, hook, and center storage dock on units 72" units and smaller	+\$212	Specify <i>with dock, hook, and center storage dock</i> and specify plastic finish.
• Side dock, hook, and center storage dock on 84" units	+\$270	Specify <i>with dock, hook, and center storage dock</i> and specify plastic finish.
• Center storage dock on 72" units and smaller	+\$ 54	Specify <i>with center storage dock</i> and specify plastic finish.
• Center storage dock on 84" units	+\$110	Specify <i>with center storage dock</i> and specify plastic finish.
Reinforcing Channel	• Reinforcing channel +\$ 81	Specify <i>with reinforcing channel</i> .

Tip: Reinforcing channel is not needed on tops smaller than 60" or when a modesty panel is specified. 84" tables come standard with reinforcing channel.

Specification Information

Dimensions		Style Number	U.S. Base Price	Options (Add \$ to Base Price)							
D	W			Seated Height-Adjustable Post Legs				Standing Height-Adjustable Post Legs			
				with Non-Locking Casters	with Locking Casters	with Glides	with Two Casters and Two Glides	with Non-Locking Casters	with Locking Casters	with Glides	with Two Casters and Two Glides
19"	60"	VTC1960	\$1192	N.A.	N.A.	+\$380	N.A.	N.A.	N.A.	N.A.	N.A.
19"	66"	VTC1966	\$1215	N.A.	N.A.	+\$380	N.A.	N.A.	N.A.	N.A.	N.A.
19"	72"	VTC1972	\$1246	N.A.	N.A.	+\$380	N.A.	N.A.	N.A.	N.A.	N.A.
19"	84"	VTC1984	\$1458	N.A.	N.A.	+\$380	N.A.	N.A.	N.A.	N.A.	N.A.
24"	60"	VTC2460	\$1246	+\$417	+\$417	+\$380	+\$397	N.A.	N.A.	+\$535	N.A.
24"	66"	VTC2466	\$1281	+\$417	+\$417	+\$380	+\$397	N.A.	N.A.	+\$535	N.A.
24"	72"	VTC2472	\$1314	+\$417	+\$417	+\$380	+\$397	N.A.	N.A.	+\$535	N.A.
24"	84"	VTC2484	\$1536	+\$417	+\$417	+\$380	+\$397	N.A.	N.A.	+\$535	N.A.
30"	60"	VTC3060	\$1314	+\$417	+\$417	+\$380	+\$397	+\$564	+\$564	+\$535	+\$549
30"	66"	VTC3066	\$1361	+\$417	+\$417	+\$380	+\$397	+\$564	+\$564	+\$535	+\$549
30"	72"	VTC3072	\$1403	+\$417	+\$417	+\$380	+\$397	+\$564	+\$564	+\$535	+\$549
30"	84"	VTC3084	\$1639	+\$417	+\$417	+\$380	+\$397	+\$564	+\$564	+\$535	+\$549



Tip: 84" tops come standard with reinforcing channel.

Tip: On tables 24"D with standing height-adjustable post legs and modesty panels, Chevron tables are only available with glides.

Tip: On tables with standing height-adjustable post legs and casters, Chevron tables 30"D x 60"-84"W must be used with a modesty panel.

For Canadian Pricing
 Multiply U.S. Price by the Canadian price factor.
 ► See page 1 for details.

Team and Trapezoid Tables



For laminate price group 2 and 3 pricing, please refer to the electronic catalog or SmartTools.

Standard Includes		Required to Specify	
<ul style="list-style-type: none"> ▶ Need help? Product details, page 302 	<ul style="list-style-type: none"> • Table: 1½" thick top, High-Pressure Laminate price group 1 • 3 mm radius profile edge: plastic • Access legs with non-locking casters: paint group 1 • Reinforcing channel on 84" tables 	<ol style="list-style-type: none"> 1 Style number 2 High-Pressure Laminate color number for table 3 Plastic edge band color number for table 4 Paint color number for legs 5 Options, if selected (see below) 	<ul style="list-style-type: none"> ▶ See <i>Surface Materials</i>, page 333.
Options	U.S. Price	Required to Specify	
Surface Materials	Legs	Specify paint color number.	
	<ul style="list-style-type: none"> • Paint price group 1 • Paint price group 2 • Paint price group 3 	<ul style="list-style-type: none"> No cost +\$ 69 +\$113 	<ul style="list-style-type: none"> Specify paint color number. Specify paint color number. Specify paint color number.
	High-Pressure Laminate worksurfaces	Specify laminate color number.	
	<ul style="list-style-type: none"> • Laminate price group 2 • Laminate price group 3 • Open Line laminate 	<ul style="list-style-type: none"> See information at left See information at left +\$111 plus cost of laminate 	<ul style="list-style-type: none"> Specify laminate color number. Specify laminate color number. ▶ See <i>Surface Materials Reference Manual</i>.
Leg Options	Access legs	Specify with access legs with locking casters.	
	<ul style="list-style-type: none"> • Locking casters • Glides • Two non-locking casters and two glides 	<ul style="list-style-type: none"> No cost -\$ 32 -\$ 13 	<ul style="list-style-type: none"> Specify with access legs with locking casters. Specify with access legs with glides. Specify with access legs with two non-locking casters and two glides.
	Seated height-adjustable post legs	Specify with seated height-adjustable post leg with non-locking casters.	
	<ul style="list-style-type: none"> • Non-locking casters • Locking casters • Glides • Two non-locking casters, two glides 	<ul style="list-style-type: none"> Prices at right Prices at right Prices at right Prices at right 	<ul style="list-style-type: none"> Specify with seated height-adjustable post leg with non-locking casters. Specify with seated height-adjustable post leg with locking casters. Specify with seated height-adjustable post leg with glides. Specify with seated height-adjustable post leg with two non-locking casters and two glides.
	Standing height-adjustable post legs	Specify with standing height-adjustable post leg with non-locking casters.	
	<ul style="list-style-type: none"> • Non-locking casters • Locking casters • Glides • Two non-locking casters, two glides 	<ul style="list-style-type: none"> Prices at right Prices at right Prices at right Prices at right 	<ul style="list-style-type: none"> Specify with standing height-adjustable post leg with non-locking casters. Specify with standing height-adjustable post leg with locking casters. Specify with standing height-adjustable post leg with glides. Specify with standing height-adjustable post leg with two non-locking casters and two glides.
Dock Storage Options	<ul style="list-style-type: none"> • No dock • Side dock and hook (two sets) 	<ul style="list-style-type: none"> No cost +\$160 	<ul style="list-style-type: none"> Specify with no dock. Specify with dock and hook (two sets) and specify plastic finish.
Reinforcing Channel	<ul style="list-style-type: none"> • Reinforcing channel 	<ul style="list-style-type: none"> +\$ 81 	Specify with reinforcing channel.



For Canadian Pricing
Multiply U.S. Price by the Canadian price factor.
▶ See page 1 for details.

Specification Information

Dimensions		Style Number	U.S. Base Price	Options (Add \$ to Base Price)							
D	W			Seated Height-Adjustable Post Legs				Standing Height-Adjustable Post Legs			
				with Non-Locking Casters	with Locking Casters	with Glides	with Two Casters and Two Glides	with Non-Locking Casters	with Locking Casters	with Glides	with Two Casters and Two Glides



Team Tables

D	W	Style Number	U.S. Base Price	with Non-Locking Casters	with Locking Casters	with Glides	with Two Casters and Two Glides	with Non-Locking Casters	with Locking Casters	with Glides	with Two Casters and Two Glides
24"	60"	VTT2460	\$1298	+\$417	+\$417	+\$380	+\$397	N.A.	N.A.	+\$535	N.A.
24"	72"	VTT2472	\$1403	+\$417	+\$417	+\$380	+\$397	N.A.	N.A.	+\$535	N.A.
24"	84"	VTT2484	\$1510	+\$417	+\$417	+\$380	+\$397	N.A.	N.A.	+\$535	N.A.
30"	60"	VTT3060	\$1376	+\$417	+\$417	+\$380	+\$397	+\$564	+\$564	+\$535	+\$549
30"	72"	VTT3072	\$1504	+\$417	+\$417	+\$380	+\$397	+\$564	+\$564	+\$535	+\$549
30"	84"	VTT3084	\$1674	+\$417	+\$417	+\$380	+\$397	+\$564	+\$564	+\$535	+\$549



Trapezoid Table

30"	62"	VTZ3062	\$1322	+\$417	+\$417	+\$380	+\$397	N.A.	N.A.	+\$535	N.A.
-----	-----	----------------	--------	--------	--------	--------	--------	------	------	--------	------

 **For Canadian Pricing**
 Multiply U.S. Price by the Canadian price factor.
 ▶ See page 1 for details.



Rectangle Tables



► Need help?
Product details,
page 302

Standard Includes

- Table: 1½" - thick top, High-Pressure Laminate price group 1
- 3 mm radius profile edge: plastic
- Access legs with non-locking casters: paint group 1
- Reinforcing channel on 84" tables

Required to Specify

- 1 Style number
 - 2 High-Pressure Laminate color number for table
 - 3 Plastic edge band color number for table
 - 4 Paint color number for legs
 - 5 Options, if selected (see below)
- See *Surface Materials*, page 333.

For laminate price group 2 and 3 pricing, please refer to the electronic catalog or SmartTools.

	Options	U.S. Price	Required to Specify
Surface Materials	Legs		
	• Paint price group 1	No cost	Specify paint color number.
	• Paint price group 2	+\$ 69	Specify paint color number.
	• Paint price group 3	+\$113	Specify paint color number.
	Modesty panel		
	• Paint price group 1	No cost	Specify paint color number.
	• Paint price group 2	+\$ 36	Specify paint color number.
	• Paint price group 3	+\$ 56	Specify paint color number.
	High-Pressure Laminate worksurfaces		
	• Laminate price group 2	See information at left	Specify laminate color number.
	• Laminate price group 3	See information at left	Specify laminate color number.
	• Open Line laminate	+\$111 plus cost of laminate	► See <i>Surface Materials Reference Manual</i> .
Leg Options	Access legs		
	• Locking casters	No cost	Specify with access legs with locking casters.
	• Glides	-\$ 32	Specify with access legs with glides.
	• Two non-locking casters and two glides	-\$ 13	Specify with access legs with two non-locking casters and two glides.
	Seated height-adjustable post legs		
	• Non-locking casters	Prices at right	Specify with seated height-adjustable post leg with non-locking casters.
	• Locking casters	Prices at right	Specify with seated height-adjustable post leg with locking casters.
	• Glides	Prices at right	Specify with seated height-adjustable post leg with glides.
	• Two non-locking casters, two glides	Prices at right	Specify with seated height-adjustable post leg with two non-locking casters and two glides.
	Standing height-adjustable post legs		
• Non-locking casters	Prices at right	Specify with standing height-adjustable post leg with non-locking casters.	
• Locking casters	Prices at right	Specify with standing height-adjustable post leg with locking casters.	
• Glides	Prices at right	Specify with standing height-adjustable post leg with glides.	
• Two non-locking casters, two glides	Prices at right	Specify with standing height-adjustable post leg with two non-locking casters and two glides.	
Modesty Panel	• Steel modesty panel	+\$310	Specify with modesty panel and specify paint color number.

► Options, continued on next page

Tip: On all 19"D tables and on all 39"W tables only seated height-adjustable post legs with glides are available.

Tip: On tables 24"D with standing height-adjustable post legs and modesty panels, rectangle tables are only available with glides.

Tip: On tables with standing height-adjustable post legs and casters, rectangle tables 30"D x 48" - 84"W, cannot be used with a modesty panel.

Tip: Modesty panels are not available on 19"D x 39"W or 24"D x 39"W rectangle tables.

Tip: 39"W and 48"W tables can only have side dock and hook.

► Options, continued from previous page

Options	U.S. Price	Required to Specify
Dock Storage Options		
• No dock	No cost	Specify <i>with no dock</i> .
• Side dock and hook (two sets)	+\$160	Specify <i>with dock and hook (two sets)</i> and specify plastic finish.
• Side dock, hook, and center storage dock on 60"–72" units	+\$212	Specify <i>with dock, hook, and center storage dock</i> and specify plastic finish.
• Side dock, hook, and center storage dock on 84" units	+\$270	Specify <i>with dock, hook, and center storage dock</i> and specify plastic finish.
• Center storage dock on 72" units and smaller	+\$ 54	Specify <i>with center storage dock</i> and specify plastic finish.
• Center storage dock on 84" units	+\$110	Specify <i>with center storage dock</i> and specify plastic finish.
Reinforcing Channel	• Reinforcing channel +\$ 81	Specify <i>with reinforcing channel</i> .

Tip: Reinforcing channel is not needed on tops smaller than 60" or when a modesty panel is specified. 84" tables come standard with reinforcing channel.

Specification Information

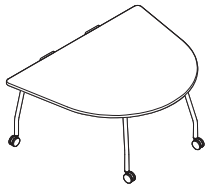
Dimensions D W	Style Number	U.S. Base Price	Options (Add \$ to Base Price)							
			Seated Height-Adjustable Post Legs				Standing Height-Adjustable Post Legs			
			with Non- Locking Casters	with Locking Casters	with Glides	with Two Casters and Two Glides	with Non- Locking Casters	with Locking Casters	with Glides	with Two Casters and Two Glides
19" 39"	VTR1939	\$1054	N.A.	N.A.	+\$380	N.A.	N.A.	N.A.	N.A.	N.A.
19" 48"	VTR1948	\$1098	N.A.	N.A.	+\$380	N.A.	N.A.	N.A.	N.A.	N.A.
19" 60"	VTR1960	\$1141	N.A.	N.A.	+\$380	N.A.	N.A.	N.A.	N.A.	N.A.
19" 66"	VTR1966	\$1180	N.A.	N.A.	+\$380	N.A.	N.A.	N.A.	N.A.	N.A.
19" 72"	VTR1972	\$1215	N.A.	N.A.	+\$380	N.A.	N.A.	N.A.	N.A.	N.A.
19" 84"	VTR1984	\$1447	N.A.	N.A.	+\$380	N.A.	N.A.	N.A.	N.A.	N.A.
24" 39"	VTR2439	\$1086	N.A.	N.A.	+\$380	N.A.	N.A.	N.A.	N.A.	N.A.
24" 48"	VTR2448	\$1120	+\$417	+\$417	+\$380	+\$397	N.A.	N.A.	+\$535	N.A.
24" 60"	VTR2460	\$1169	+\$417	+\$417	+\$380	+\$397	N.A.	N.A.	+\$535	N.A.
24" 66"	VTR2466	\$1215	+\$417	+\$417	+\$380	+\$397	N.A.	N.A.	+\$535	N.A.
24" 72"	VTR2472	\$1261	+\$417	+\$417	+\$380	+\$397	N.A.	N.A.	+\$535	N.A.
24" 84"	VTR2484	\$1510	+\$417	+\$417	+\$380	+\$397	N.A.	N.A.	+\$535	N.A.
30" 48"	VTR3048	\$1160	+\$417	+\$417	+\$380	+\$397	+\$564	+\$564	+\$535	+\$549
30" 60"	VTR3060	\$1213	+\$417	+\$417	+\$380	+\$397	+\$564	+\$564	+\$535	+\$549
30" 66"	VTR3066	\$1287	+\$417	+\$417	+\$380	+\$397	+\$564	+\$564	+\$535	+\$549
30" 72"	VTR3072	\$1340	+\$417	+\$417	+\$380	+\$397	+\$564	+\$564	+\$535	+\$549
30" 84"	VTR3084	\$1611	+\$417	+\$417	+\$380	+\$397	+\$564	+\$564	+\$535	+\$549



Tip: 84" tables come standard with reinforcing channel.

For Canadian Pricing
Multiply U.S. Price by the Canadian price factor.
► See page 1 for details.

Media Tables



► Need help?
Product details,
page 304

Standard Includes

- Table: 1½"- thick top, High-Pressure Laminate price group 1
- 3 mm radius profile edge: plastic
- Access legs with non-locking casters: paint group 1
- Reinforcing channels

Required to Specify

- 1 Style number
 - 2 High-Pressure Laminate color number for table
 - 3 Plastic edge band color number for table
 - 4 Paint color number for legs
 - 5 Options, if selected (see below)
- See *Surface Materials*, page 333.

For laminate price group 2 and 3 pricing,
please refer to the electronic
catalog or SmartTools.

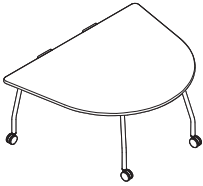
	Options	U.S. Price	Required to Specify
Surface Materials	Legs		
	<ul style="list-style-type: none"> • Paint price group 1 • Paint price group 2 • Paint price group 3 	No cost +\$ 69 +\$113	Specify paint color number. Specify paint color number. Specify paint color number.
	High-Pressure Laminate worksurfaces		
	<ul style="list-style-type: none"> • Laminate price group 2 • Laminate price group 3 • Open Line laminate 	See information at left See information at left +\$111 plus cost of laminate	Specify laminate color number. Specify laminate color number. ► See <i>Surface Materials Reference Manual</i> .
Leg Options	Access legs		
	<ul style="list-style-type: none"> • Locking casters • Glides • Two non-locking casters and two glides 	No cost -\$ 32 -\$ 13	Specify <i>with access legs with locking casters</i> . Specify <i>with access legs with glides</i> . Specify <i>with access legs with two non-locking casters and two glides</i> .
	Seated height-adjustable post legs		
	<ul style="list-style-type: none"> • Non-locking casters • Locking casters • Glides • Two non-locking casters, two glides 	+\$417 +\$417 +\$380 +\$397	Specify <i>with seated height-adjustable post leg with non-locking casters</i> . Specify <i>with seated height-adjustable post leg with locking casters</i> . Specify <i>with seated height-adjustable post leg with glides</i> . Specify <i>with seated height-adjustable post leg with two non-locking casters and two glides</i> .
	Standing height-adjustable post legs		
	<ul style="list-style-type: none"> • Non-locking casters • Locking casters • Glides • Two non-locking casters, two glides 	+\$564 +\$564 +\$535 +\$549	Specify <i>with standing height-adjustable post leg with non-locking casters</i> . Specify <i>with standing height-adjustable post leg with locking casters</i> . Specify <i>with standing height-adjustable post leg with glides</i> . Specify <i>with standing height-adjustable post leg with two non-locking casters and two glides</i> .
	Dock Storage Options		
	<ul style="list-style-type: none"> • No dock • Side dock and hook (two sets) 	No cost +\$160	Specify <i>with no dock</i> . Specify <i>with dock and hook (two sets)</i> and specify plastic finish.



For Canadian Pricing
Multiply U.S. Price by the
Canadian price factor.
► See page 1 for details.

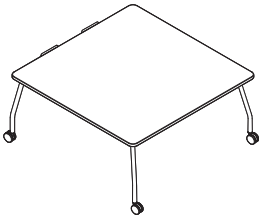
Specification Information

Dimensions		Style Number	U.S. Base Price
D	W		



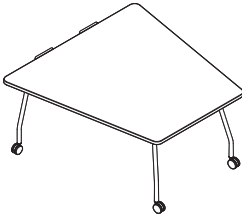
Rounded Table

60"	78"	VTMR6078	\$2456
-----	-----	-----------------	--------



Square Table

60"	60"	VTMS6060	\$1992
-----	-----	-----------------	--------



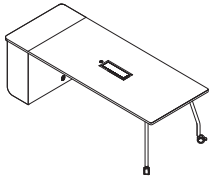
Trapezoid Tables

60"	60"	VTMZ6060	\$1992
60"	84"	VTMZ6084	\$2574

 **For Canadian Pricing**
 Multiply U.S. Price by the Canadian price factor.
 ▶ See page 1 for details.



Active Media Tables



► Need help?
Product details,
page 306

Standard Includes

- Table: 1"- thick top, High-Pressure Laminate price group 1
- 3 mm radius profile edge: plastic
- Media case top: High-Pressure Laminate
- Access legs with locking casters: paint price group 1
- 96" Nema power cord
- Electric height-adjustable monitor lift
- Media case power: 3 outlets
- User power channel: 3 outlets, 1 USB, and extron adapter plate or 3 outlets, 1 USB, and 3 knockouts
- Wire management
- Two locking casters

Required to Specify

- 1 Style number
 - 2 Table depth (see below under Required Selections)
 - 3 Table width (see below under Required Selections)
 - 4 High-Pressure Laminate color number for table top and media case
 - 5 Plastic edge band color number for table
 - 6 Paint color number for legs
 - 7 Options, if selected (see below)
- See *Surface Materials*, page 333.

	Required Selections	U.S. Price	Required to Specify
Table Size	Depth		
	<ul style="list-style-type: none"> • 34" • 43" 	Prices at right Prices at right	Specify with 34" depth. Specify with 43" depth.
	Width		
	<ul style="list-style-type: none"> • 61" • 87" 	Prices at right Prices at right	Specify with 61" width. Specify with 87" width.

	Options	U.S. Price	Required to Specify
Surface Materials	High-Pressure Laminate worksurfaces		
	<ul style="list-style-type: none"> • Laminate price group 2 • Laminate price group 3 • Open Line laminate 	See information at left See information at left +\$111 plus cost of laminate	Specify laminate color number. Specify laminate color number. ► See <i>Surface Materials Reference Manual</i> .
	Legs		
	<ul style="list-style-type: none"> • Paint price group 1 • Paint price group 2 • Paint price group 3 	No cost +\$ 69 +\$113	Specify paint color number. Specify paint color number. Specify paint color number.
Legs	Access legs		
	<ul style="list-style-type: none"> • Locking casters • Glides 	No cost -\$ 13	Specify with locking casters. Specify with glides.
Media Case Power	<ul style="list-style-type: none"> • 3 outlets • 5 outlets 	No cost +\$114	Specify with 3 outlets in the media case. Specify with 5 outlets in the media case.
User Power Channel	<ul style="list-style-type: none"> • 3 outlet, 1 USB, and extron adapter plate 	No cost	Specify with 3 outlet, 1 USB, and extron adapter plate configuration.
	<ul style="list-style-type: none"> • 3 outlet, 1 USB, and 3 knockouts 	No cost	Specify with 3 outlet, 1 USB, and 3 knockouts plate configuration.
Power Plug Type	<ul style="list-style-type: none"> • NEMA plug • Thread low profile 	No cost +\$ 43	Specify with NEMA plug configuration. Specify with Thread low profile configuration.
Dock Storage Accessories	Side dock and hook		
	<ul style="list-style-type: none"> • No side dock and hook • One side dock and hook 	No cost +\$ 80	Specify with no side dock and hook. Specify with one side dock and hook.
	Stow hook		
	<ul style="list-style-type: none"> • No stow hook • One stow hook 	No cost +\$ 53	Specify with no stow hook. Specify with one stow hook.

For laminate price group 2 and 3 pricing, please refer to the electronic catalog or SmartTools.

Tip: Access legs were designed specifically for 1" tops.

Tip: If you need to power more than one additional piece of technology specify with five outlets.

Tip: If a simple HDMI or VGA connection is needed, route a 15' cord through the table.

Tip: USB port is dual USB-A.



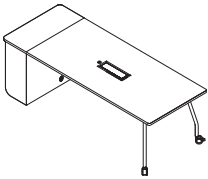
For Canadian Pricing

Multiply U.S. Price by the Canadian price factor.

► See page 1 for details.

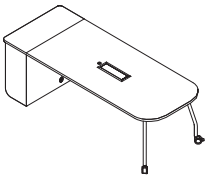
Specification Information

• Style Number	• Dimensions Depth	• U.S. Base Prices	
		Widths	
		61"W	87"W



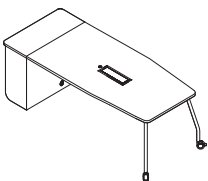
Rectangle Active Media Tables

VTAMRT2	34"	\$9049	\$ 9498
	43"	\$9753	\$10,202



Rounded Active Media Tables

VTAMRD2	34"	N.A.	\$ 9618
	43"	N.A.	\$10,322



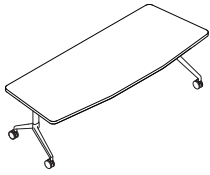
Tapered Media Tables

VTAMTP2	34"	N.A.	\$ 9618
	43"	N.A.	\$10,322

 **For Canadian Pricing**
 Multiply U.S. Price by the Canadian price factor.
 ▶ See page 1 for details.



Flip-Top Tables



	Standard Includes	Required to Specify
<p>► Need help? Product details, page 308</p>	<ul style="list-style-type: none"> Table: 1"- thick top, High-Pressure Laminate price group 1 3 mm radius profile edge: plastic Cast legs with casters: paint group 1 Reinforcing channel on 66"-84" tables Underside color scheme: light or dark 	<ol style="list-style-type: none"> Style number Table depth (see below under Required Selections) Table width (see below under Required Selections) High-Pressure Laminate color number for table Paint color number for legs Underside color scheme Plastic edge band color number for table Options, if selected (see below) <p>► See <i>Surface Materials</i>, page 333.</p>

	Required Selections	U.S. Price	Required to Specify
Table Size	<ul style="list-style-type: none"> Depth Width 	<p>Prices at right</p> <p>Prices at right</p>	<p>Specify depth.</p> <p>Specify width.</p>

	Options	U.S. Price	Required to Specify
Surface Materials	<ul style="list-style-type: none"> High-Pressure Laminate price group 2 <ul style="list-style-type: none"> - 39"W +\$ 18 - 48"W +\$ 27 - 60"W +\$ 36 - 66"W +\$ 36 - 72"W +\$ 36 - 84"W +\$ 44 High-Pressure Laminate price group 3 <ul style="list-style-type: none"> - 39"W +\$ 36 - 48"W +\$ 52 - 60"W +\$ 69 - 66"W +\$ 69 - 72"W +\$ 69 - 84"W +\$ 89 Open Line Laminate +\$111 plus cost of laminate 		<p>Specify laminate color number.</p> <p>Specify laminate color number.</p> <p>Specify laminate color number.</p> <p>Specify laminate color number.</p> <p>Specify laminate color number.</p> <p>Specify laminate color number.</p> <p>Specify laminate color number.</p> <p>Specify laminate color number.</p> <p>Specify laminate color number.</p> <p>Specify laminate color number.</p> <p>► See <i>Surface Materials Reference Manual</i>.</p>
	Legs	<ul style="list-style-type: none"> Paint price group 1 No cost Paint price group 2 +\$ 69 Paint price group 3 +\$113 	<p>Specify paint color number.</p> <p>Specify paint color number.</p> <p>Specify paint color number.</p>
	Underside color scheme	<ul style="list-style-type: none"> Light No cost Dark No cost 	<p>Specify <i>with light</i>.</p> <p>Specify <i>with dark</i>.</p>

Tip: Fabric modesty panel is not offered on the team flip-top tables.

Modesty Panel	Chevron tables	U.S. Price	Required to Specify
	<ul style="list-style-type: none"> 60"W +\$616 66"W +\$626 72"W +\$648 84"W +\$688 		<p>Specify <i>with modesty panel</i>.</p> <p>Specify <i>with modesty panel</i>.</p> <p>Specify <i>with modesty panel</i>.</p> <p>Specify <i>with modesty panel</i>.</p>
	Rectangle tables	<ul style="list-style-type: none"> 39"W +\$504 48"W +\$573 60"W +\$616 66"W +\$626 72"W +\$648 84"W +\$688 	<p>Specify <i>with modesty panel</i>.</p> <p>Specify <i>with modesty panel</i>.</p> <p>Specify <i>with modesty panel</i>.</p> <p>Specify <i>with modesty panel</i>.</p> <p>Specify <i>with modesty panel</i>.</p> <p>Specify <i>with modesty panel</i>.</p>

► Options, continued on next page



For Canadian Pricing
 Multiply U.S. Price by the Canadian price factor.
 ► See page 1 for details.

► Options, continued from previous page

Options	U.S. Price	Required to Specify
Legs		
Caster type		
• Two locking casters and two non-locking casters	No cost	Specify with two locking casters and two non-locking casters.
• Four locking casters	No cost	Specify with four locking casters.
Dock Storage		
Side dock and hook		
• No side dock and hook	No cost	Specify with no side dock and hook.
• One side dock and hook	+\$ 78	Specify with one side dock and hook.
• Two side docks and hook	+\$156	Specify with two side docks and hook.
Stow hook		
• No stow hook	No cost	Specify with no stow hook.
• One stow hook	+\$ 52	Specify with one stow hook.
• Two stow hooks	+\$104	Specify with two stow hooks.
Center dock		
• No center dock	No cost	Specify with no center dock.
• One center dock	+\$ 52	Specify with one center dock.
• Two center docks	+\$104	Specify with two center docks.

Tip: Flip-top dock and hook options only support two whiteboards per hook.

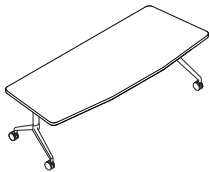
Tip: Center docks on flip-top tables do not have storage well.

Specification Information

Style Number	Dimensions Depth	U.S. Base Prices					
		Widths					
		39"W	48"W	60"W	66"W	72"W	84"W

Chevron Flip-Top Tables

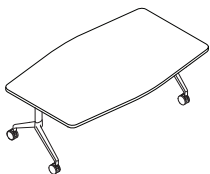
VTCF	19"	N.A.	N.A.	\$2046	\$2073	\$2097	\$2294
	24"	N.A.	N.A.	\$2097	\$2130	\$2162	\$2371
	30"	N.A.	N.A.	\$2162	\$2204	\$2245	\$2461



Tip: The 19"D table legs are different and do not nest with 24"D or 30"D table legs.

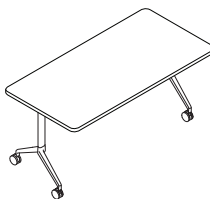
Team Flip-Top Tables

VTF	24"	N.A.	N.A.	\$2143	N.A.	\$2245	\$2347
	30"	N.A.	N.A.	\$2219	N.A.	\$2336	\$2498



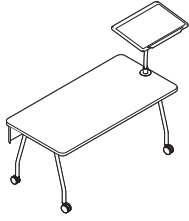
Rectangle Flip-Top Tables

VTRF	19"	\$1921	\$1962	\$2001	\$2038	\$2073	\$2287
	24"	\$1955	\$1980	\$2026	\$2073	\$2113	\$2347
	30"	N.A.	\$2021	\$2086	\$2137	\$2190	\$2440



For Canadian Pricing
Multiply U.S. Price by the Canadian price factor.
► See page 1 for details.

Teaching Stations



► Need help?
Product details,
page 310

Standard Includes

- Table: 1½"- thick top, High-Pressure Laminate price group 1
- 3 mm radius profile edge: plastic
- Lectern: urethane edge with laminate
- Access legs with non-locking casters: paint price group 1
- Lectern arm: paint price group 1
- Modesty panel: paint price group 1, if selected

Required to Specify

- 1 Style number
 - 2 High-Pressure Laminate color number for table
 - 3 Plastic edge band color number for table
 - 4 Lectern finish color number
 - 5 Paint color number for legs
 - 6 Paint color number for lectern arm
 - 7 Paint color number for modesty panel, if selected
 - 8 Options, if selected (see below)
- See *Surface Materials*, page 333.

	Options	U.S. Price	Required to Specify
Surface Materials	Legs		
	• Paint price group 1	No cost	Specify paint color number.
	• Paint price group 2	+\$ 69	Specify paint color number.
	• Paint price group 3	+\$113	Specify paint color number.
	Lectern Arm		
	• Paint price group 1	No cost	Specify paint color number.
	• Paint price group 2	+\$ 13	Specify paint color number.
	Modesty panel		
	• Paint price group 1	No cost	Specify paint color number.
	• Paint price group 2	+\$ 36	Specify paint color number.
	• Paint price group 3	+\$ 56	Specify paint color number.
	High-Pressure Laminate worksurfaces		
	• Laminate price group 2	See information at left	Specify laminate color number.
	• Laminate price group 3	See information at left	Specify laminate color number.
	• Open Line laminate	+\$111 plus cost of laminate	► See <i>Surface Materials Reference Manual</i> .
Cup Holder	• Cup holder on lectern	+\$ 55	Specify <i>with cup holder</i> .
Leg Options	Access legs		
	• Locking casters	No cost	Specify <i>with access leg with locking casters</i> .
	• Glides	-\$ 32	Specify <i>with access leg with glides</i> .
	• Two non-locking casters and two glides	-\$ 13	Specify <i>with access leg with two casters and two glides</i> .
Modesty Panel	• Steel modesty panel	+\$310	Specify <i>with modesty panel</i> and select paint color number.
Reinforcing Channel	• Reinforcing channel on 60" and 72" units	+\$ 81	Specify <i>with reinforcing channel</i> .

For laminate price group 2 and 3 pricing, please refer to the electronic catalog or SmartTools.



For Canadian Pricing

Multiply U.S. Price by the Canadian price factor.

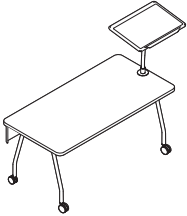
► See page 1 for details.

Specification Information

Dimensions		Style Number	U.S. Base Price
D	W		

Teaching Stations

30"	50"	VTSN3050	\$2405
30"	60"	VTSN3060	\$2465
30"	72"	VTSN3072	\$2572



For Canadian Pricing

Multiply U.S. Price by the Canadian price factor.

▶ See page 1 for details.

Personal Whiteboard



Standard Includes	Required to Specify
-------------------	---------------------

- | | |
|---|--------------|
| <ul style="list-style-type: none">Two-sided e³ CeramicSteel with urethane edge molding | Style number |
|---|--------------|

Specification Information			
Dimensions		Style	U.S.
H	W	Number	Price

23"	18"	VWB2	\$303
-----	-----	-------------	-------



For Canadian Pricing
Multiply U.S. Price by the Canadian price factor.
▶ See page 1 for details.

Easel



Standard Includes		Required to Specify
<ul style="list-style-type: none"> ▶ Need help? Product details, page 311 	<ul style="list-style-type: none"> • Steel display shelves: 7360 Merle • Frame/legs: paint price group 1 • Casters: black • Trough: 6249 Platinum Solid • Shipped assembled/wrapped 	<ul style="list-style-type: none"> 1 Style number 2 Frame/leg paint color number 3 Options, if selected (see below) ▶ See <i>Surface Materials</i>, page 333.

Options	U.S. Price	Required to Specify
Surface Materials <ul style="list-style-type: none"> • Paint price group 1 • Paint price group 2 	<ul style="list-style-type: none"> No cost +\$52 	<ul style="list-style-type: none"> Specify paint color number. Specify paint color number.

Specification Information			
Dimensions		Style	U.S. Base
D	W	Number	Price
24"	36"	VE36	\$2498

 **For Canadian Pricing**
 Multiply U.S. Price by the Canadian price factor.
 ▶ See page 1 for details.

Wall Track



Tip: The wall track style numbers come with four or five hooks. Additional wall track hooks are available.

Standard Includes	Required to Specify
<ul style="list-style-type: none"> ▶ Need help? Product details, page 311 • Anodized aluminum track • Cork insert • Plastic hooks 	<ul style="list-style-type: none"> Style number

Specification Information			
Dimensions	Number of Plastic Hooks	Style Number	U.S. Price
D	W		
1"	6'	4	VWT6
1"	8'	5	VWT8
:	:	:	:

Wall Track			
1"	6'	4	VWT6
1"	8'	5	VWT8
:	:	:	:

Wall Track Hook			
		1	VWTH
			\$ 37
:	:	:	:



For Canadian Pricing
 Multiply U.S. Price by the Canadian price factor.
 ▶ See page 1 for details.

Surface Materials

This listing includes all the surface material choices that are available for the products in this specification guide.

Resources

For more information about surface materials, refer to the following resources:

Additional surface materials specification tools are available to assist you in the specification process—the Surface Materials Binders.

The global surface materials palette is a core collection of finishes that is available across multiple geographies (Americas/EMEA – Europe, Middle East, and Africa/APAC – Asia Pacific) and on global product lines, where applicable. For a list of finishes included in the offering, see the Surface Materials Reference Manual. Additional details, like product approvals by geography and finish number conversions, can also be found in the Surface Materials Reference Manual or see www.steelcase.com/surface-materials.

Surface Materials Binders

- Surface Materials Reference Manual
- A complete set of swatch cards for hard surfaces, vertical surface fabrics, and seating upholstery.

Paint

Steelcase Surfaces

Price Group 1

- Applies to:
- Legs and modesty panels on chevron tables, rectangle tables, and teaching stations.
 - Legs on personal tables, team tables, trapezoid tables, media tables, and active media tables

ⓔ = Excluded

Textured Paint

- 7207 Black
- 7225 Sand
- 7241 Arctic White
- 7243 Seagull
- 7278 Dark Bronze
- 7360 Merle

Price Group 2

Smooth Metallic Paint

- 4750 Champagne Metallic
- 4798 Sterling Metallic ⓔ
- 4799 Platinum Metallic

Applies to:

- Easel frame/legs
- Teaching station lectern arm

Price Group 1

Textured Paint

- 7360 Merle

Price Group 2

Smooth Metallic Paint

- 4750 Champagne Metallic
- 4799 Platinum Metallic

Applies to:

- Legs and modesty panels on chevron tables, rectangle tables, and teaching stations
- Legs on personal tables, team tables, trapezoid tables, media tables, and active media tables

Price Group 3

Accent Paint

- 1ATG Rose Quartz
- 4AV3 Blue Jay
- 4AV4 Baltic
- 4AX1 Citron
- 4AY2 Chili
- 4AZ5 Marlin
- 4CL1 Dark Olivine
- 4CL2 Ice Blue
- 4CL3 Aura
- 4CL4 Sea Glass
- 4CL5 Light Matcha
- 4CL6 Terra
- 4CL7 Sandstone
- 4CL8 Smokey Plum
- 4CZ5 Honey
- 4CZ6 Lagoon
- 4CZ8 Light Peacock

Custom Surfaces

Price Group 3

PerfectMatch

PerfectMatch is a service that allows you to create your own paint color. Refer to the *Surface Materials Reference Manual* for more information about this program.

Laminate

Applies to:

- Worksurface on personal tables, chevron tables, team tables, trapezoid tables, rectangle tables, media tables, active media tables, flip-top tables, and teaching stations

Steelcase Surfaces

High-Pressure Laminate

Price Group 1

Fiber Laminate

- 2850 Vanadium Fiber
- 2852 Tungsten Fiber ⓔ
- 2854 Vellum Fiber ⓔ
- 2860 Granite Fiber
- 2862 Stucco Fiber ⓔ

Micro Laminate

- 2920 Marl Micro
- 2921 Gypsum Micro
- 2922 Clay Micro

Patina Laminate

- 2870 Blonde Bronze Patina
- 2873 Instant Iron Patina

Solid Laminate

- 2722 Cream ⓔ
- 2730 Arctic White
- 2746 Black
- 2759 Warm White
- 2811 Mist ⓔ
- 2883 Seagull
- 2884 Milk
- 2885 Dune
- 2HAA Persian Salt
- 2HAB Rose
- 2HAC Indigo
- 2HAD Green Citrine ⓔ
- 2HAE Dark Olivine
- 2HAF Cloudy
- 2HMG Merle
- 2HWU Clay
- 2HWV Chalk

Speckle Laminate

- 2820 Coffee Speckle ⓔ
 - 2823 Driftwood Speckle
 - 2824 Smoke Speckle
 - 2825 Vanadium Speckle
- Tip: Some wood veneer finishes and woodgrain laminates share the same name. Because of the difference in materials, veneers and laminates of the same name are not an exact match but do coordinate with each other.*

Woodgrain Laminate

- 2406 Clear Cherry ⓔ
- 2409 Clear Maple
- 2410 Graphite Walnut
- 2412 Natural Cherry
- 2422 Medium Cherry
- 2511 Winter on Maple ⓔ
- 2535 Virginia Walnut
- 2536 Blackwood
- 2538 Clear Walnut
- 2592 Blonde on Maple ⓔ
- 2714 Natural Walnut ⓔ
- 2HAK Clear Oak
- 2HAN Ash Noce
- 2HAT Acacia
- 2HAW Ash Wenge
- 2HBN Bisque Noce
- 2HBW Bisque Wenge
- 2HCN Clay Noce
- 2HCW Clay Wenge
- 2HSN Storm Noce
- 2HSW Storm Wenge
- 2HWA Grey Kingswood
- 2HWB Planked Walnut
- 2HWD Resolute Walnut
- 2HWE Natural Recon
- 2HWF Smoked Walnut ⓔ
- 2HZA Waxed Maple
- 2HZB Natural Ash
- 2HZC Aged Ash
- 2HZD Ashwood Oak
- 2HZE Ashwood Beige
- 2HZF White Washed Birchply

Price Group 2

Textured Laminate

- 2TH2 Fawn Cypress
- 2TH4 Saddle Oak
- 2TH5 Veranda Teak
- 2TH7 Walnut Heights
- 2UH1 Reclaimed Aggregate
- 2UH2 Reclaimed Gravel
- 2UH4 Cement*
- 2UH6 Sheetrock

*2UH4 Cement has limited availability, determined by product sizing and/or options.

Price Group 3

- Applies to:
- Flip-top tables

Solid Laminate

- 24H1 Satin White
- 24H2 Satin Black
- 24H3 Satin Stone
- 24H4 Satin Mocha

Custom Surfaces

Open Line Laminate (OLL)

This service allows you to order non-standard laminate at an additional processing fee of \$111 U.S. per unit, plus the cost of the laminate.

High-Pressure Laminate pricing does not include premium or digitally printed patterns from any suppliers. Laminate cost may also vary for basic or standard laminates from other suppliers. Please contact the OLL consultant at 616.475.2426 for pricing. The cost of the laminate will be added to your invoice as a separate line on the acknowledgement.

When processing orders for Open Line Laminate on Verb, specify 2900 in the laminate finish field and enter the OLL manufacturer information. Enter the required edge finish as you would a standard laminate.

Laminate Approval and Material Requirements

To confirm whether a particular laminate has already been tested for use on a specific Steelcase product or to determine material square foot requirements:

- Visit www.steelcase.com

For additional information, refer to the *Steelcase Surface Materials Reference Manual*.

Surface Materials, continued

Plastic**Steelcase Surfaces**

Applies to:

- Edge on personal tables, chevron tables, team tables, trapezoid tables, rectangle tables, media tables, flip-top tables, active media tables, and teaching stations

6000 Black	6635 Dawn E
6009 Arctic White	6636 Mist
6034 Natural Cherry	6654 Sand
6036 Medium Cherry	6655 Warm White
6037 Winter on Maple	6695 Midnight
6038 Blonde on Maple E	6697 Fog
6041 Natural Walnut E	6698 Fieldstone
6052 Milk	66WA Grey Kingswood
6053 Seagull	66WB Planked Walnut
6169 Stone	66WD Resolute Walnut
6170 Mocha	66WE Natural Recon
61AA Persian Salt	66WF Smoked Walnut
61AB Rose	66WU Clay
61AC Indigo	66WV Chalk
61AD Green Citrine E	6703 Ash Wenge
61AE Dark Olivine	6704 Storm Wenge
61AF Cloudy	6705 Bisque Wenge
6213 Acacia	6706 Clay Wenge
6219 Clear Oak	6707 Ash Noce
6231 Graphite Walnut	6708 Bisque Noce
6237 Clear Maple	6709 Clay Noce
6242 Virginia Walnut	6710 Storm Noce
6243 Blackwood	6T02 Fawn Cypress
6245 Clear Walnut	6T04 Saddle Oak
6249 Platinum Solid	6T05 Veranda Teak
6271 Plywood	6T07 Walnut Heights
6527 Merle	6T08 Aggregate
6618 White	6T09 Gravel
6619 Ice E	6T10 Cement
6631 Cream E	6T12 Sheetrock

Tip: Light color plastic edges are susceptible to degradation due to normal wear and tear. Staining (e.g., ball point pen or clothing dyes such as blue jeans) and dirt effects are more pronounced in light colors and are not considered defects.

Applies to:

- Dock and hooks on personal tables, chevron tables, team tables, trapezoid tables, rectangle tables, and active media tables

6059 Sterling Dark Solid
6249 Platinum Solid
6259 Midnight
6337 Element

Lectern Surface**Steelcase Surfaces**

Lectern laminate color defaults based on the urethane color.

Urethane Edge:	Laminate:
6059 Sterling Dark Solid	2883 Seagull
6249 Platinum Solid	2883 Seagull
6337 Element	2885 Dune

E = Excluded

Understanding and Specifying Elbrook



Statement of Line **336**



Understanding

Elbrook **338**

Table Shapes **341**



Specifying

Elbrook **344**



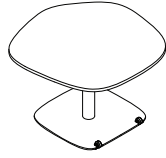
Surface Materials **350**

Statement of Line

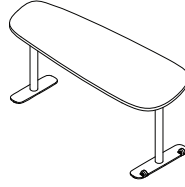
Tables



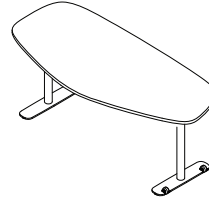
Personal
Understanding
▶ Page 338
Specifying
▶ Page 344



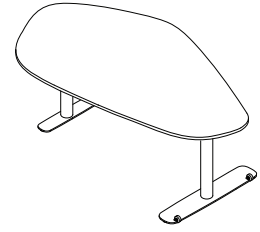
Huddle
Understanding
▶ Page 338
Specifying
▶ Page 344



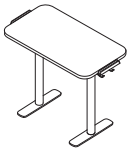
Team
Understanding
▶ Page 338
Specifying
▶ Page 344



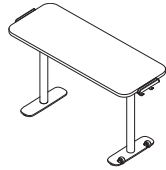
Group
Understanding
▶ Page 338
Specifying
▶ Page 344



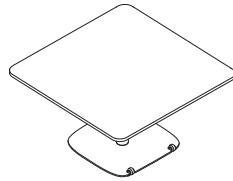
Collaborative
Understanding
▶ Page 338
Specifying
▶ Page 344



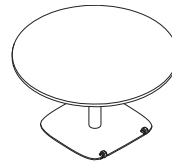
Personal Rectangle
Understanding
▶ Page 338
Specifying
▶ Page 346



Rectangle
Understanding
▶ Page 338
Specifying
▶ Page 346



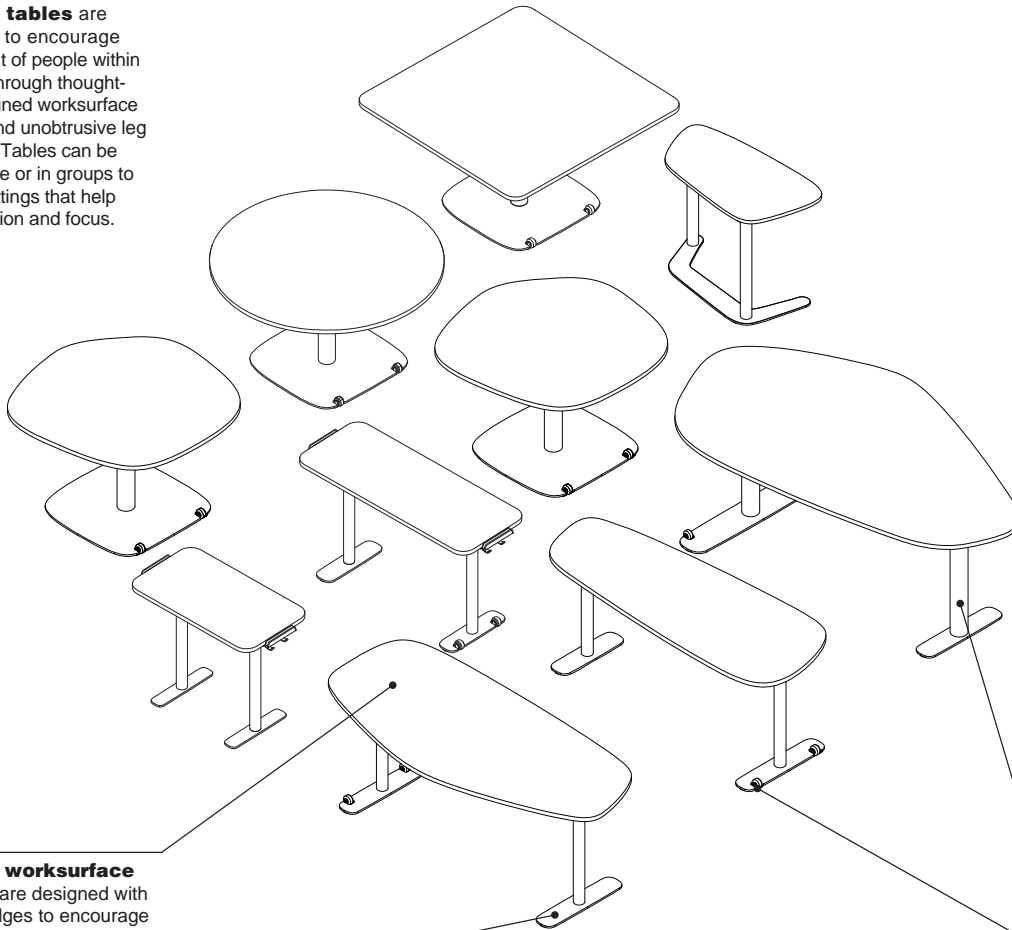
Square
Understanding
▶ Page 338
Specifying
▶ Page 348



Round
Understanding
▶ Page 338
Specifying
▶ Page 348

Elbrook

Elbrook tables are designed to encourage movement of people within a space through thoughtfully designed worksurface shapes and unobtrusive leg supports. Tables can be used alone or in groups to create settings that help collaboration and focus.



Elbrook worksurface shapes are designed with curved edges to encourage gathering on any side of the table.

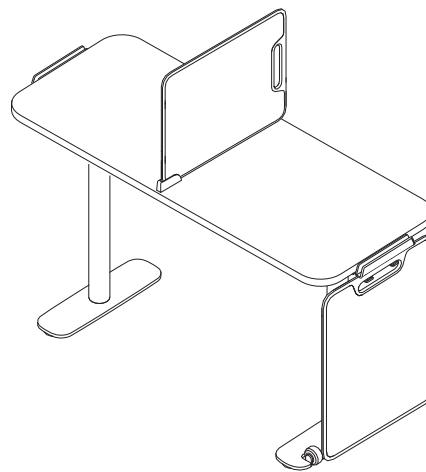
Low profile bases are unobtrusive as users pull up to work.

Lounge, seated, and standing heights are available for a variety of spaces.

The Elbrook rectangle table supports worktools such as the Verb personal whiteboards, side dock and hooks, center docks, and fabric modesty panels.

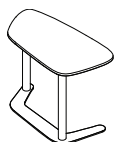
Recessed table legs are inset to allow maximum knee space while sitting around the table.

Skateboard wheels are highly durable for an ultra smooth movement when reconfiguring.

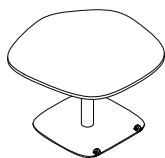


Product Details

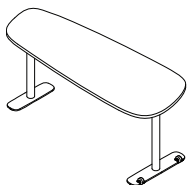
The Elbrook table collection is designed to allow people to move freely within a space. With organic worksurface shapes and inset table legs, Elbrook supports user needs while allowing maximum flexibility and freedom of movement.



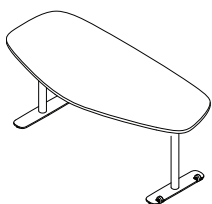
Elbrook personal table has a surface specifically designed to hold digital and analog worktools. The angular base is designed to clear chair legs as the user pulls up to the surface and also nestles under lounge furniture as a side table. Elbrook personal table comes in lounge height 26"H and seated height 28 1/2"H.



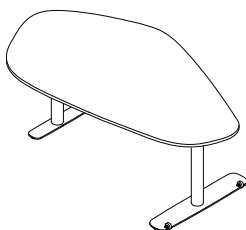
Elbrook huddle table's curved, organic shape works well in small areas allowing a space on any side. The huddle table works cohesively with the other shapes in the collection and is available in three heights; lounge height 26"H, seated height 28 1/2"H, and standing height 38 1/2"H.



Elbrook team table is the ideal size for two users. The surface is large enough to spread out and work in teams or individually, with easy access for others to join in as needed. Elbrook team table is available in lounge height 26"H, seated height 28 1/2"H, and standing height 38 1/2"H.



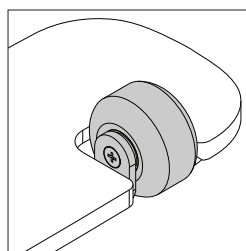
Elbrook group table is a versatile table for active learning. The unique shape holds four to six users comfortably and can be pushed together with other Elbrook tables to make a large discussion group. Elbrook group table comes in seated height 28 1/2"H and standing height 38 1/2"H.



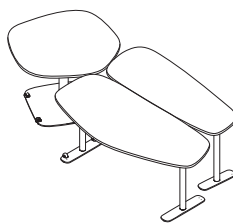
Elbrook collaborative table allows for users to gather on any side of the table. The large, organic shape works well in small spaces as users gather on all sides or place many users in a large space to create a dynamic workflow. Users can freely move around the table without traditional corner-mounted legs getting in the way. Elbrook collaborative table comes in seated height 28 1/2"H, and standing height 38 1/2"H.

Worksurfaces are wood-core with a High-Pressure Laminate top and plastic 3 mm edgeband. All corners have a 2" radius.

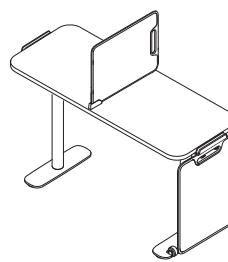
The team, group, collaborative, and rectangle tables come with two large glides under each base. The personal table includes five glides and the huddle table includes four glides for ease of movement on hard or soft surfaces.



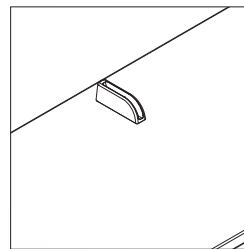
In-line wheels aid in movement and reconfiguration of tables. Skateboard wheels are used for smooth rolling and high durability. Wheel assembly can be field replaced if damaged. Dimensions from floor to top of wheel is 1.94" and floor to top of base is .73".



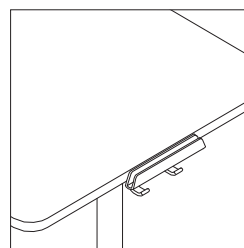
Elbrook worksurface shapes are designed to work together for informal group discussion and collaborative work.



The rectangle shaped tables can be used for more traditional applications and come in a wide range of sizes. The rectangle tables have fixed depths of 19"D, 24"D, 30"D, and 42"D. The widths are highly versatile and offered in 47"W-90"W depending on the depth.



Center docks are available on tables 62"W and larger. *Tip: You can apply two center docks on tables 83"W and larger. These tables will accommodate three users on one side.*



Side docks allow display of whiteboards on the tables. For best results, rock the boards into place rather than pressing straight down. Side hooks allow storage of up to four boards per hook.

Modesty panels are available on Elbrook rectangle table and constructed of a lightweight fiberglass substrate wrapped with Buzz2 fabric. Panel attaches to the underside of the table with a plastic extrusion that allows the panel to rotate. Modesty panels are sized for 48"W, 60"W, 66"W, and 72"W.

Tip: The 72"W modesty panel can be used for sizes up to 90"W, however there will be gaps on either side.

Surface Materials

Top

- High-Pressure Laminate
- Open Line laminate (option)

Tip: Grain direction runs horizontal with width of table.

3 mm radius profile edge

- Plastic

Column and base

- Paint

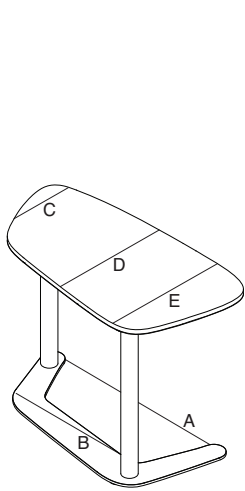
Wheel

- Black with black Steelcase logo

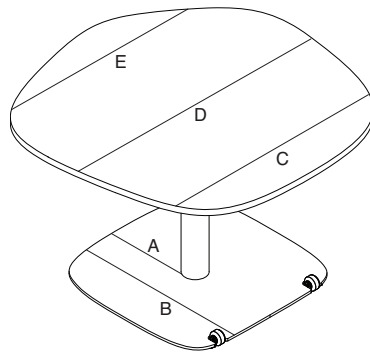
Dock and hooks on rectangle table

- 6059 Sterling Dark Solid
- 6249 Platinum Solid
- 6259 Midnight
- 6337 Element

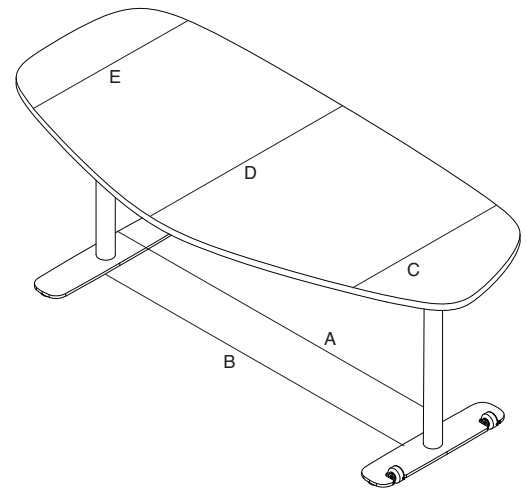
Dimensions					
	A	B	C	D	E
Personal Table	22.49"	26.46"	11.78"	17.88"	18.69"
Huddle Table	19.49"	24.56"	35.20"	40.97"	34.25"
Group Table	52.01"	49.57"	23.20"	31.83"	21.33"
Team Table	48.93"	46.50"	19.82"	22.80"	15.35"
Collaborative Table	53.82"	51.57"	34.32"	42.68"	22.66"



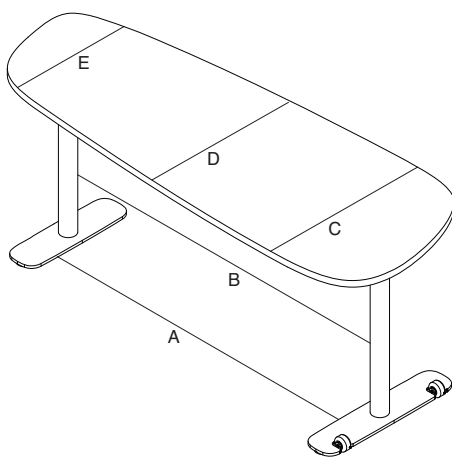
Personal Table



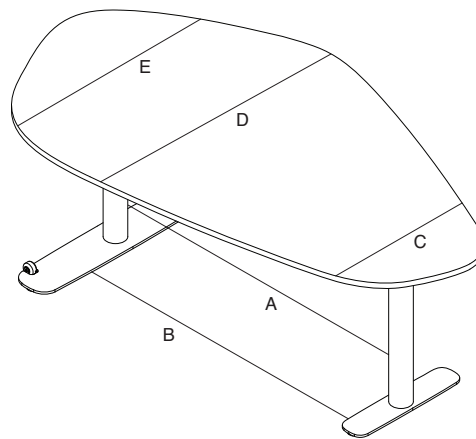
Huddle Table



Group Table

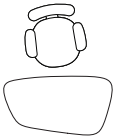


Team Table



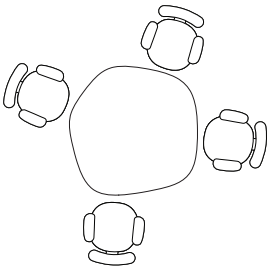
Collaborative Table

Personal Table



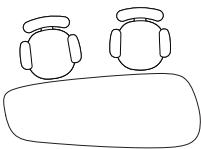
Personal

Huddle Table



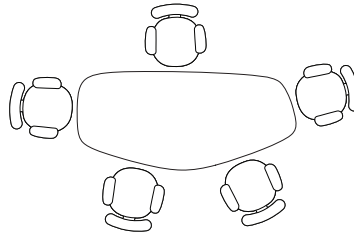
Huddle

Team Table



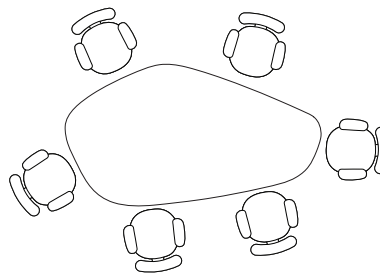
Team

Group Table



Group

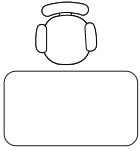
Collaborative Table



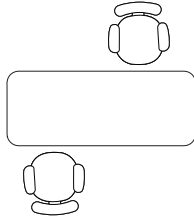
Collaborative

Table Shapes, continued

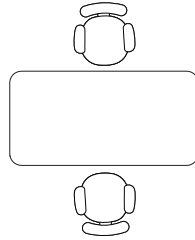
Rectangle Table




Personal - Rectangle



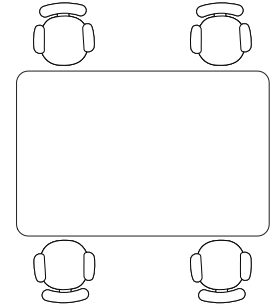
Rectangle - 19" x 48"



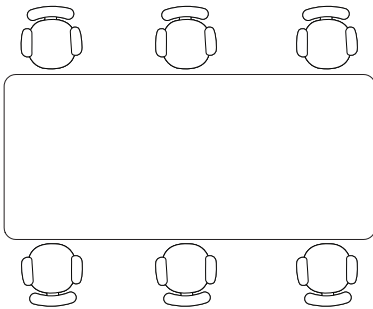
Rectangle - 24" x 48"



Rectangle - 30" x 48"

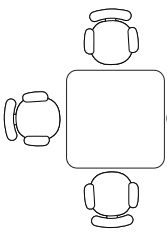


Rectangle - 42" x 66"

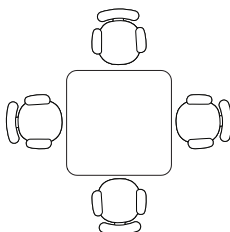


Rectangle - 42" x 90"

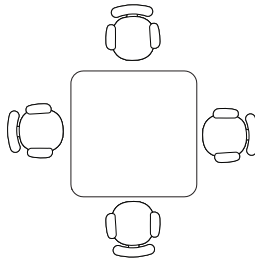
Square Table



Square - 28" x 28"

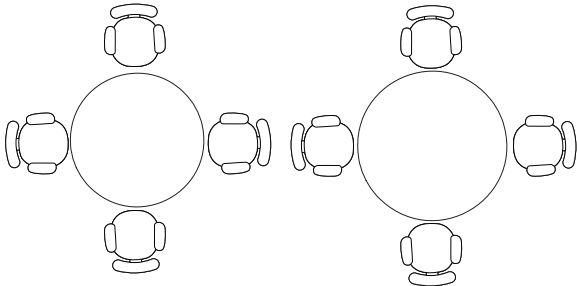


Square - 30" x 30"

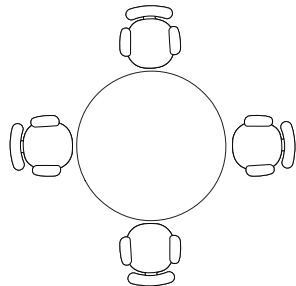


Square - 36" x 36"

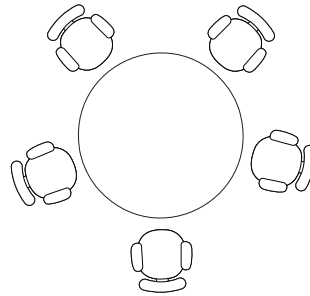
Round Table



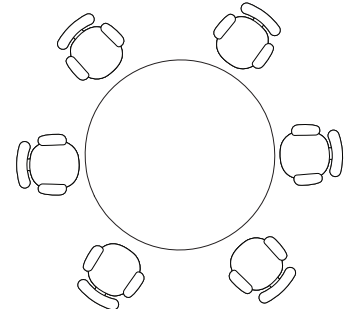
Round - 34"D



Round - 38"D

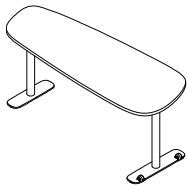


Round - 42"D



Round - 48"D

Elbrook



Standard Includes	Required to Specify
<ul style="list-style-type: none"> ▶ Need help? Product details, page 338 • Table: 1½"- thick top, High-Pressure Laminate price group 1 • 3 mm radius profile edge: plastic • Column leg and base: paint price group 1 • Glides under base • Skateboard wheels: black 	<ol style="list-style-type: none"> 1 Style number 2 Table height (See below under Required Selections) 3 High-Pressure Laminate color number for table 4 Plastic edge band color number for table 5 Paint color number for column leg and base 6 Options, if selected (see below) <p>▶ See <i>Surface Materials</i>, page 350.</p>

	Required Selections	U.S. Price	Required to Specify
Height	<ul style="list-style-type: none"> • Lounge - 26"H • Seated - 28½"H • Standing - 38½"H 	<p>Prices at right</p> <p>Prices at right</p> <p>Prices at right</p>	<p>Specify lounge height.</p> <p>Specify seated height.</p> <p>Specify standing height.</p>

	Options	U.S. Price	Required to Specify
Surface Materials	<p>High-Pressure Laminate price group 2</p> <ul style="list-style-type: none"> • Personal table +\$ 18 • Huddle table +\$ 27 • Team table +\$ 36 • Group table +\$ 36 • Collaborative table +\$ 44 <hr/> <p>High-Pressure Laminate price group 3</p> <ul style="list-style-type: none"> • Personal table +\$ 42 • Huddle table +\$ 52 • Team table +\$ 60 • Group table +\$ 60 • Collaborative table +\$ 69 • Open Line Laminate +\$111 plus cost of laminate <hr/> <p>Column leg and base</p> <ul style="list-style-type: none"> • Paint price group 1 No cost • Paint price group 2 +\$ 69 • Paint price group 3 +\$113 		<p>Specify laminate color number.</p> <p>Specify laminate color number.</p> <p>Specify laminate color number.</p> <p>Specify laminate color number.</p> <p>Specify laminate color number.</p> <hr/> <p>Specify laminate color number.</p> <p>Specify laminate color number.</p> <p>Specify laminate color number.</p> <p>Specify laminate color number.</p> <p>Specify laminate color number.</p> <hr/> <p>Specify paint color number.</p> <p>Specify paint color number.</p> <p>Specify paint color number.</p>



For Canadian Pricing
 Multiply U.S. Price by the Canadian price factor.
 ▶ See page 1 for details.

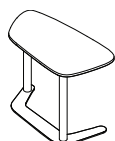
Tip: Lounge height is 26"H, seated height is 28½"H, and standing height is 38½"H.

Specification Information

• Dimensions D W	• Style Number	U.S. Base Prices		
		• Lounge	• Seated	• Standing

Personal Table

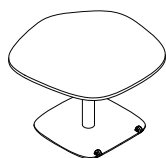
19"	35"	ETPERS	\$1325	\$1441	N.A.
-----	-----	---------------	--------	--------	------



Tip: Personal table comes with glides only, no wheels.

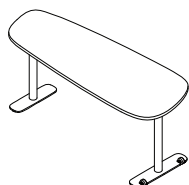
Huddle Table

42"	42"	ETHUD	\$1771	\$1924	\$2079
-----	-----	--------------	--------	--------	--------



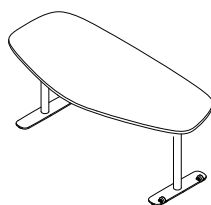
Team Table

24"	64"	ETTM	\$1655	\$1801	\$1943
-----	-----	-------------	--------	--------	--------



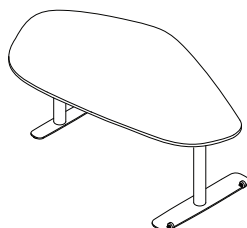
Group Table

32"	72"	ETGRP	N.A.	\$1978	\$2137
-----	-----	--------------	------	--------	--------



Collaborative Table

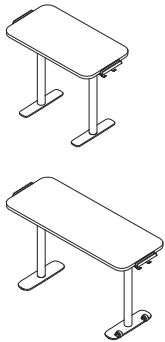
46"	84"	ETCOL	N.A.	\$2195	\$2373
-----	-----	--------------	------	--------	--------



 **For Canadian Pricing**
 Multiply U.S. Price by the Canadian price factor.
 ▶ See page 1 for details.



Elbrook Rectangle and Rectangle Personal



	Standard Includes	Required to Specify
▶ Need help? Product details, page 338	<ul style="list-style-type: none"> Table: 1"– thick top, High-Pressure Laminate price group 1 3 mm radius profile edge: plastic Column leg and base: paint price group 1 Glides under base Skateboard wheels: black 	<ol style="list-style-type: none"> Style number Table height (See below under Required Selections) Depth (See below under Required Selections) High-Pressure Laminate color number for table Plastic edge band color number for table Paint color number for column leg and base Options, if selected (see below) <p>▶ See <i>Surface Materials</i>, page 350.</p>

	Defaulted Components	U.S. Price	Required to Specify
Wheels	Rectangle Table		
	<ul style="list-style-type: none"> With wheels No wheels 	<p>No cost</p> <p>–\$ 14</p>	<p>Specify <i>with wheels</i>.</p> <p>Specify <i>with no wheels</i>.</p>

	Required Selections	U.S. Price	Required to Specify
Height	<ul style="list-style-type: none"> Lounge - 26"H Seated - 28 1/2"H Standing - 38 1/2"H 	<p>Prices at right</p> <p>Prices at right</p> <p>Prices at right</p>	<p>Specify lounge height.</p> <p>Specify seated height.</p> <p>Specify standing height.</p>
Depth on Rectangle Table	<ul style="list-style-type: none"> 19" 24" 30" 42" 	<p>Prices at right</p> <p>Prices at right</p> <p>Prices at right</p> <p>Prices at right</p>	<p>Specify <i>with 19"D</i>.</p> <p>Specify <i>with 24"D</i>.</p> <p>Specify <i>with 30"D</i>.</p> <p>Specify <i>with 42"D</i>.</p>

	Options	U.S. Price	Required to Specify
Surface Materials	High-Pressure Laminate price group 2		
	<ul style="list-style-type: none"> 34"W 48"W 60"W 66"W 72"W 84"W 90"W 	<p>+\$ 16</p> <p>+\$ 24</p> <p>+\$ 31</p> <p>+\$ 31</p> <p>+\$ 39</p> <p>+\$ 47</p> <p>+\$ 55</p>	<p>Specify laminate color number.</p> <p>Specify laminate color number.</p> <p>Specify laminate color number.</p> <p>Specify laminate color number.</p> <p>Specify laminate color number.</p> <p>Specify laminate color number.</p> <p>Specify laminate color number.</p>
	High-Pressure Laminate price group 3		
	<ul style="list-style-type: none"> 34"W 48"W 60"W 66"W 72"W 84"W 90"W Open Line Laminate 	<p>+\$ 34</p> <p>+\$ 47</p> <p>+\$ 63</p> <p>+\$ 63</p> <p>+\$ 81</p> <p>+\$ 81</p> <p>+\$ 97</p> <p>+\$111 plus cost of laminate</p>	<p>Specify laminate color number.</p> <p>Specify laminate color number.</p> <p>Specify laminate color number.</p> <p>Specify laminate color number.</p> <p>Specify laminate color number.</p> <p>Specify laminate color number.</p> <p>Specify laminate color number.</p> <p>▶ See <i>Surface Materials Reference Manual</i>.</p>
	Column leg and base		
	<ul style="list-style-type: none"> Paint price group 1 Paint price group 2 Paint price group 3 	<p>No cost</p> <p>+\$ 69</p> <p>+\$113</p>	<p>Specify paint color number.</p> <p>Specify paint color number.</p> <p>Specify paint color number.</p>
Modesty Panel	<ul style="list-style-type: none"> 34"W – 48"W 49"W – 54"W 55"W – 60"W 61"W – 72"W 73"W – 90"W 	<p>+\$573</p> <p>+\$616</p> <p>+\$626</p> <p>+\$648</p> <p>+\$688</p>	<p>Specify <i>with modesty panel</i> and select fabric color number.</p> <p>Specify <i>with modesty panel</i> and select fabric color number.</p> <p>Specify <i>with modesty panel</i> and select fabric color number.</p> <p>Specify <i>with modesty panel</i> and select fabric color number.</p> <p>Specify <i>with modesty panel</i> and select fabric color number.</p>

▶ Options, continued on next page

 **For Canadian Pricing**
 Multiply U.S. Price by the Canadian price factor.
 ▶ See page 1 for details.

► Options, continued from previous page

Options	U.S. Price	Required to Specify
Dock Storage		
Side dock and hook		
• No side dock and hook	No cost	Specify no side dock and hook.
• One side dock and hook	+\$ 78	Specify one side dock and hook.
• Two side docks and hooks	+\$156	Specify two side docks and hooks.
Center dock		
• No center dock	No cost	Specify no center dock.
• One center dock	+\$ 52	Specify one center dock.
• Two center docks	+\$104	Specify two center docks.
Related Products	• Verb personal whiteboard	► See page 330

Tip: Center docks are not available on tables less than 62"W.

Tip: Center docks on rectangle table do not have storage well.

Tip: Lounge height is 26"H, seated height is 28½"H, and standing height is 38½"H.

Tip: Rectangle personal table comes with glides only, no wheels.

Tip: Rectangle personal table is not available in parametric sizes.

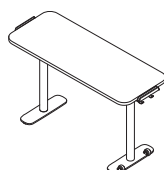
Specification Information			U.S. Base Prices							
Style Number	Dimensions		Desk Type	34"W	48"W	60"W	66"W	72"W	84"W	90"W
	D	H		Modular	47"W	55"W	61"W	67"W	73"W	85"W
			Parametric	54"W	60"W	66"W	72"W	84"W	90"W	

Rectangle—Personal Tables

ETPERSREC	19"	Lounge	\$1310	N.A.	N.A.	N.A.	N.A.	N.A.	N.A.
	19"	Seated	\$1324	N.A.	N.A.	N.A.	N.A.	N.A.	N.A.

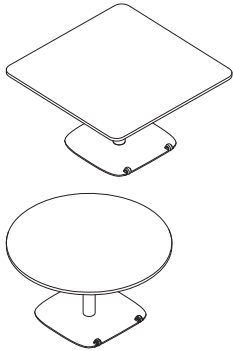
Rectangle Tables

ETREC	19"	Lounge	N.A.	\$1378	\$1496	\$1572	\$1649	N.A.	N.A.
	19"	Seated	N.A.	\$1467	\$1591	\$1670	\$1755	\$1892	\$2062
	19"	Standing	N.A.	\$1567	\$1703	\$1787	\$1875	N.A.	N.A.
	24"	Lounge	N.A.	\$1450	\$1575	\$1657	\$1739	N.A.	N.A.
	24"	Seated	N.A.	\$1542	\$1674	\$1761	\$1851	\$1997	\$2175
	24"	Standing	N.A.	\$1649	\$1791	\$1883	\$1978	N.A.	N.A.
	30"	Seated	N.A.	\$1614	\$1755	\$1845	\$1943	\$2098	\$2284
	30"	Standing	N.A.	\$1725	\$1876	\$1973	\$2075	N.A.	N.A.
	42"	Seated	N.A.	N.A.	N.A.	\$1909	\$2009	\$2158	\$2352
	42"	Standing	N.A.	N.A.	N.A.	\$2041	\$2150	\$2310	N.A.



For Canadian Pricing
 Multiply U.S. Price by the Canadian price factor.
 ► See page 1 for details.

Elbrook Square and Round



► Need help?
Product details,
page 338

Standard Includes

- Table: 1"– thick top, High-Pressure Laminate price group 1
- 3 mm radius profile edge: plastic
- Column leg and base: paint price group 1
- Glides under base
- Skateboard wheels: black

Required to Specify

- 1 Style number
 - 2 Table height (See below under Required Selections)
 - 3 Depth (See below under Required Selections)
 - 4 High-Pressure Laminate color number for table
 - 5 Plastic edge band color number for table
 - 6 Paint color number for column leg and base
 - 7 Options, if selected (see below)
- See *Surface Materials*, page 350.

	Defaulted Components	U.S. Price	Required to Specify
Wheels	<ul style="list-style-type: none"> • With wheels • No wheels 	No cost –\$ 14	Specify <i>with wheels</i> . Specify <i>with no wheels</i> .

	Required Selections	U.S. Price	Required to Specify
Height	<ul style="list-style-type: none"> • Lounge – 26"H • Seated – 28½"H • Standing – 38½"H 	Prices at right Prices at right Prices at right	Specify lounge height. Specify seated height. Specify standing height.

Depth on Square Table	<ul style="list-style-type: none"> • 28" • 30" • 36" 	Prices at right Prices at right Prices at right	Specify <i>with 28"D</i> . Specify <i>with 30"D</i> . Specify <i>with 36"D</i> .
------------------------------	---	---	--

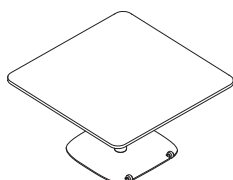
	Options	U.S. Price	Required to Specify
Surface Materials	High-Pressure Laminate price group 2		
	• Square 28"W – 36"W	+\$ 16	Specify laminate color number.
	• Round 34"Dia. – 37"Dia.	+\$ 16	Specify laminate color number.
	• Round 38"Dia. – 48"Dia.	+\$ 24	Specify laminate color number.
	High-Pressure Laminate price group 3		
	• Square 28"W – 36"W	+\$ 34	Specify laminate color number.
	• Round 34"Dia. – 37"Dia.	+\$ 34	Specify laminate color number.
	• Round 38"Dia. – 48"Dia.	+\$ 47	Specify laminate color number.
	• Open Line Laminate	+\$111 plus cost of laminate	► See <i>Surface Materials Reference Manual</i> .
		Column leg and base	
	<ul style="list-style-type: none"> • Paint price group 1 • Paint price group 2 • Paint price group 3 	No cost +\$ 69 +\$113	Specify paint color number. Specify paint color number. Specify paint color number.



For Canadian Pricing
Multiply U.S. Price by the
Canadian price factor.
► See page 1 for details.

Specification Information

• Style Number	• Dimensions		• Desk Type	U.S. Base Prices		
	D	H		Modular	Parametric	
			Modular	28"W	30"W	36"W
			Parametric	28"W– 29"W	30"W– 35"W	N.A.



Tip: Pricing is based off highest depth or width dimension.

Square Tables

ETSQU	Dimensions	Style	28" W	30" W	36" W
	28" – 36"	Lounge	\$1593	\$1661	\$1746
	28" – 36"	Seated	\$1696	\$1765	\$1857
	28" – 36"	Standing	\$1814	\$1889	\$1987

Specification Information

• Style Number	• Height	• Desk Type	U.S. Base Prices				
			Modular	Parametric			
		Modular	34"Dia.	36"Dia.	38"Dia.	42"Dia.	48"Dia.
		Parametric	34"Dia.– 35"Dia.	36"Dia.– 37"Dia.	38"Dia.– 41"Dia.	42"Dia.– 45"Dia.	46"Dia.– 48"Dia.



Tip: Lounge height is 26"H, seated height is 28½"H, and standing height is 38½"H.

Round Tables

ETRND	Style	34" Dia	36" Dia	38" Dia	42" Dia	48" Dia
	Lounge	\$1645	\$1679	\$1767	\$1802	\$1928
	Seated	\$1751	\$1786	\$1878	\$1917	\$2089
	Standing	\$1871	\$1909	\$2010	\$2050	\$2192



For Canadian Pricing
 Multiply U.S. Price by the Canadian price factor.
 ▶ See page 1 for details.



Surface Materials

This listing includes all the surface material choices that are available for the products in this specification guide.

Resources

For more information about surface materials, refer to the following resources:

Additional surface materials specification tools are available to assist you in the specification process—the Surface Materials Binders.

The global surface materials palette is a core collection of finishes that is available across multiple geographies (Americas/EMEA – Europe, Middle East, and Africa/APAC – Asia Pacific) and on global product lines, where applicable. For a list of finishes included in the offering, see the Surface Materials Reference Manual. Additional details, like product approvals by geography and finish number conversions, can also be found in the Surface Materials Reference Manual or see www.steelcase.com/surface-materials.

Surface Materials Binders

- Surface Materials Reference Manual
- A complete set of swatch cards for hard surfaces, vertical surface fabrics, and seating upholstery.

Paint

Steelcase Surfaces

Price Group 1

- Applies to:
- Elbrook tables column and base

Smooth Paint

- 4238 Mocha
- 4239 Clay
- 4240 Chalk
- 4242 Milk Smooth
- 4710 Low Gloss Black

Textured Paint

- 7207 Black
- 7225 Sand
- 7237 Slate
- 7238 Fieldstone
- 7239 Midnight **E**
- 7241 Arctic White
- 7243 Seagull
- 7250 Sterling Dark Solid
- 7278 Dark Bronze
- 7360 Merle

Price Group 2

Accessory Paint

- 4140 Arctic White Gloss
- 4144 Black Gloss

Smooth Metallic Paint

- 4750 Champagne Metallic
- 4798 Sterling Metallic **E**
- 4799 Platinum Metallic
- 4803 Near Black Metallic

Price Group 3

Accent Paint

- 1ATG Rose Quartz
- 4AV3 Blue Jay
- 4AV4 Baltic
- 4AX1 Citron
- 4AY2 Chili
- 4AZ5 Marlin
- 4CL1 Dark Olivine
- 4CL2 Ice Blue
- 4CL3 Aura
- 4CL4 Sea Glass
- 4CL5 Light Matcha
- 4CL6 Terra
- 4CL7 Sandstone
- 4CL8 Smokey Plum
- 4CZ5 Honey
- 4CZ6 Lagoon
- 4CZ8 Light Peacock

Lux Coatings

- 4B20 Obsidian
- 4B22 Matte Brass
- 4B23 Burnished Bronze
- 4B24 Night Bronze
- 4B25 Matte Copper
- 4B26 Smoked Mica
- 4B29 Cast Iron

Custom Surfaces

Price Group 3

PerfectMatch

PerfectMatch is a service that allows you to create your own paint color. Refer to the *Surface Materials Reference Manual* for more information about this program.

Applies to:

- Elbrook tables worksurface

Steelcase Surfaces

High-Pressure Laminate

Price Group 1

Fiber Laminate

- 2850 Vanadium Fiber
- 2852 Tungsten Fiber **E**
- 2854 Vellum Fiber **E**
- 2860 Granite Fiber
- 2862 Stucco Fiber **E**

Micro Laminate

- 2920 Marl Micro
- 2921 Gypsum Micro
- 2922 Clay Micro

Patina Laminate

- 2870 Blonde Bronze Patina
- 2873 Instant Iron Patina

Solid Laminate

- 2722 Cream **E**
- 2730 Arctic White
- 2746 Black
- 2759 Warm White
- 2811 Mist **E**
- 2883 Seagull
- 2884 Milk
- 2885 Dune
- 2HAA Persian Salt
- 2HAB Rose
- 2HAC Indigo
- 2HAD Green Citrine **E**
- 2HAE Dark Olivine
- 2HAF Cloudy
- 2HMG Merle
- 2HWU Clay
- 2HWW Chalk

Speckle Laminate

- 2820 Coffee Speckle **E**
- 2823 Driftwood Speckle
- 2824 Smoke Speckle
- 2825 Vanadium Speckle

Tip: Some wood veneer finishes and woodgrain laminates share the same name. Because of the difference in materials, veneers and laminates of the same name are not an exact match but do coordinate with each other.

Woodgrain Laminate

- 2406 Clear Cherry **E**
- 2409 Clear Maple
- 2410 Graphite Walnut
- 2412 Natural Cherry
- 2422 Medium Cherry **E**
- 2511 Winter on Maple **E**
- 2535 Virginia Walnut
- 2536 Blackwood
- 2538 Clear Walnut
- 2592 Blonde on Maple **E**
- 2714 Natural Walnut **E**
- 2HAK Clear Oak
- 2HAN Ash Noce
- 2HAT Acacia
- 2HAW Ash Wenge
- 2HBN Bisque Noce
- 2HBW Bisque Wenge
- 2HCCN Clay Noce
- 2HCW Clay Wenge
- 2HSN Storm Noce
- 2HSW Storm Wenge
- 2HWA Grey Kingswood
- 2HWB Planked Walnut
- 2HWD Resolute Walnut
- 2HWE Natural Recon
- 2HWF Smoked Walnut **E**
- 2HZA Waxed Maple
- 2HZB Natural Ash
- 2HZC Aged Ash
- 2HZD Ashwood Oak
- 2HZE Ashwood Beige
- 2HZF White Washed Birchply

Price Group 2

Textured Laminate

- 2TH2 Fawn Cypress
- 2TH4 Saddle Oak
- 2TH5 Veranda Teak
- 2TH7 Walnut Heights
- 2UH1 Reclaimed Aggregate
- 2UH2 Reclaimed Gravel
- 2UH4 Cement*
- 2UH6 Sheetrock

**2UH4 Cement has limited availability, determined by product sizing and/or options.*

Price Group 3

Solid Laminate

- 24H1 Satin White
- 24H2 Satin Black
- 24H3 Satin Stone
- 24H4 Satin Mocha

Custom Surfaces

Open Line Laminate (OLL)

This service allows you to order non-standard laminate at an additional processing fee of \$111 U.S. per unit, plus the cost of the laminate.

High-Pressure Laminate pricing does not include premium or digitally printed patterns from any suppliers. Laminate cost may also vary for basic or standard laminates from other suppliers. Please contact the OLL consultant at 616.475.2426 for pricing. The cost of the laminate will be added to your invoice as a separate line on the acknowledgement.

When processing orders for Open Line Laminate on Elbrook, specify 2900 in the laminate finish field and enter the OLL manufacturer information. Enter the required edge finish as you would a standard laminate.

Laminate Approval and Material Requirements

To confirm whether a particular laminate has already been tested for use on a specific Steelcase product or to determine material square foot requirements:

- Visit www.steelcase.com

For additional information, refer to the *Steelcase Surface Materials Reference Manual*.

E = Excluded

Plastic

Steelcase Surfaces

Applies to:

- Edge on Elbrook tables

6000 Black	6635 Dawn E
6009 Arctic White	6636 Mist
6034 Natural Cherry	6654 Sand
6036 Medium Cherry	6655 Warm White
6037 Winter on Maple	6695 Midnight
6038 Blonde on Maple E	6697 Fog
6041 Natural Walnut E	6698 Fieldstone
6052 Milk	66WA Grey Kingswood
6053 Seagull	66WB Planked Walnut
6169 Stone	66WD Resolute Walnut
6170 Mocha	66WE Natural Recon
61AA Persian Salt	66WF Smoked Walnut
61AB Rose	66WU Clay
61AC Indigo	66WV Chalk
61AD Green Citrine E	6703 Ash Wenge
61AE Dark Olivine	6704 Storm Wenge
61AF Cloudy	6705 Bisque Wenge
6213 Acacia	6706 Clay Wenge
6219 Clear Oak	6707 Ash Noce
6231 Graphite Walnut	6708 Bisque Noce
6237 Clear Maple	6709 Clay Noce
6242 Virginia Walnut	6710 Storm Noce
6243 Blackwood	6T02 Fawn Cypress
6245 Clear Walnut	6T04 Saddle Oak
6249 Platinum Solid	6T05 Veranda Teak
6271 Plywood	6T07 Walnut Heights
6527 Merle	6T08 Aggregate
6618 White	6T09 Gravel
6619 Ice E	6T10 Cement
6631 Cream E	6T12 Sheetrock

Tip: Light color plastic edges are susceptible to degradation due to normal wear and tear. Staining (e.g., ball point pen or clothing dyes such as blue jeans) and dirt effects are more pronounced in light colors and are not considered defects.

E = Excluded



Understanding and Specifying Groupwork

Statement of Line 354

Understanding

Flip-Top Training Tables	360
Non-Flip Training Tables	364
Training Table Power and Connections	368
Tables	374
Table Reinforcing Channel Requirement Matrix	376
Table Configurations	377
Table Legs	378
Post Leg Clearance Dimensions	379
Table Bases	380
Table Top, Leg, and Base Combinations	382
Screens and Marker Trays	384

Specifying

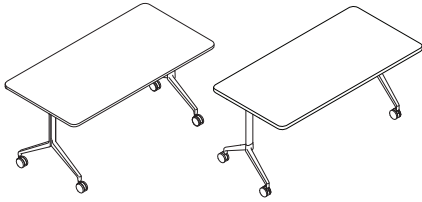
Flip-Top Training Tables	386
Non-Flip Training Tables	394
Table Tops	402
Conference Table Tops	406
Table Legs	408
Table Bases	410
Table Components	411
Power and Data Access	416
Screens and Marker Trays	418

Surface Materials 422

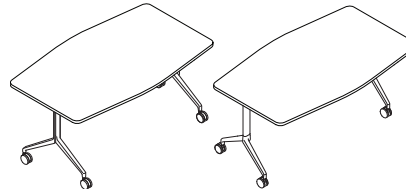
Statement of Line

Groupwork

Flip-Top Training Tables



Understanding
 ▶ Page 360
 Specifying
 ▶ Page 386



Understanding
 ▶ Page 360
 Specifying
 ▶ Page 390

Rectangle

	36"W	42"W	48"W	60"W	66"W	72"W	84"W
19"D			●	●	●	●	●
24"D	●	●	●	●	●	●	●
30"D	●	●	●	●	●	●	●

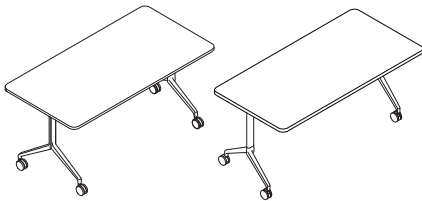
Tip: Widths are parametric to 1/16" from 36"W – 84"W.

Team

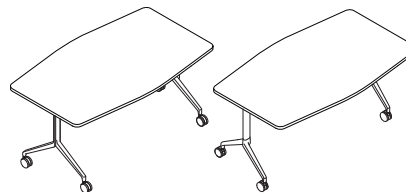
	60"W	66"W	72"W	84"W
36"D	●	●	●	●

Tip: Widths are parametric to 1/16" from 60"W – 84"W.

Non-Flip Training Tables



Understanding
 ▶ Page 364
 Specifying
 ▶ Page 394



Understanding
 ▶ Page 364
 Specifying
 ▶ Page 398

Rectangle

	36"W	42"W	48"W	60"W	66"W	72"W	84"W
19"D			●	●	●	●	●
24"D	●	●	●	●	●	●	●
30"D	●	●	●	●	●	●	●

Tip: Widths are parametric to 1/16" from 36"W – 84"W.

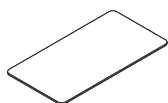
Team

	60"W	66"W	72"W	84"W
36"D	●	●	●	●

Tip: Widths are parametric to 1/16" from 60"W – 84"W.

Groupwork, continued

Table Tops



Understanding
 ▶ Page 374
 Specifying
 ▶ Page 402

Rectangular

	36"W	42"W	48"W	60"W	66"W	72"W	84"W
18"D			●	●	●	●	●
24"D	●	●	●	●	●	●	●
30"D	●	●	●	●	●	●	



Understanding
 ▶ Page 374
 Specifying
 ▶ Page 402

Half-Round

	36"W	48"W	60"W
18"D	●		
24"D		●	
30"D			●



Understanding
 ▶ Page 374
 Specifying
 ▶ Page 402

Trapezoid

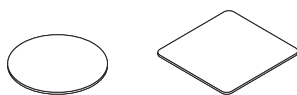
	48"W	60"W
21¾"D	●	
26½"D		●



Understanding
 ▶ Page 374
 Specifying
 ▶ Page 402

90° Corner Bridge

	24"W	30"W
24"D	●	
30"D		●



Understanding
 ▶ Page 374
 Specifying
 ▶ Page 404

Round and Square

	24"W	30"W	36"W	42"W	48"W
24"D/Dia.	●				
30"D/Dia.		●			
36"D/Dia.			●		
42"D/Dia.				●	
48"D/Dia.					●



Understanding
 ▶ Page 374
 Specifying
 ▶ Page 404

Oval

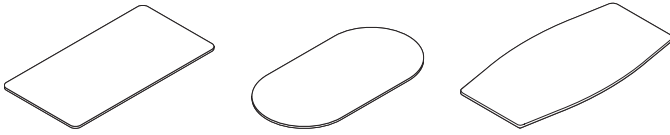
	48"W
24"D	●

Groupwork

Statement of Line, continued

Groupwork, continued

Conference Table Tops



Understanding
▶ Page 374
Specifying
▶ Page 406

Rectangular, Racetrack, and Boat-shaped Conference

	96"W	120"W	144"W
48"D	●	●	●



Understanding
▶ Page 374
Specifying
▶ Page 406

Oval Conference

	96"W
48"D	●

Table Legs



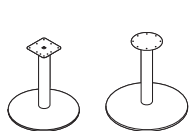
Post Legs
Understanding
▶ Page 378
Specifying
▶ Page 408



Standing-Height Adjustable Post Legs
Understanding
▶ Page 378
Specifying
▶ Page 408

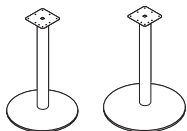
Groupwork, continued

Table Bases



Round Table Bases

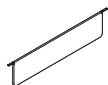
- Understanding
- ▶ Page 380
- Specifying
- ▶ Page 410



Café-Height Round Table Bases

- Understanding
- ▶ Page 380
- Specifying
- ▶ Page 410

Table Components



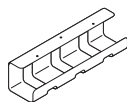
Laminate Modesty Panels

- Understanding
- ▶ Page 375
- Specifying
- ▶ Page 411



Fabric Modesty Panel

- Understanding
- ▶ Page 375
- Specifying
- ▶ Page 412



Wire Management Trough

- Understanding
- ▶ Page 375
- Specifying
- ▶ Page 412



Vertical Cable Manager

- Understanding
- ▶ Page 372
- Specifying
- ▶ Page 413



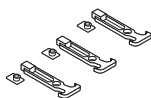
Horizontal Cable Manager

- Understanding
- ▶ Page 372
- Specifying
- ▶ Page 413



Cable Management Clip

- Specifying
- ▶ Page 414

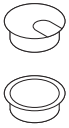


Flex Ganger Package


- Understanding
- ▶ Page 373
- Specifying
- ▶ Page 414

Groupwork, continued


Power and Data Access



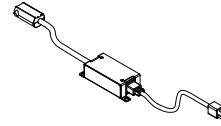
Grommet
Understanding
▶ Page 368
Specifying
▶ Page 416



Pop-Up Power, Cord
Understanding
▶ Page 368
Specifying
▶ Page 416

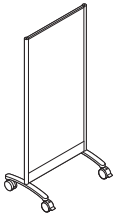


Flush Power, Cord
Understanding
▶ Page 368
Specifying
▶ Page 417

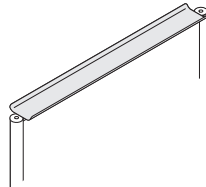


Power Infeed
Understanding
▶ Page 371
Specifying
▶ Page 417


Screen and Marker Trays



Screens
Understanding
▶ Page 384
Specifying
▶ Page 418



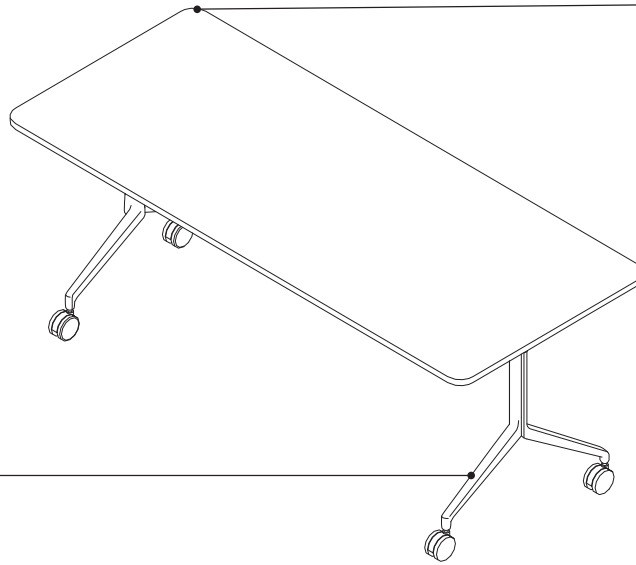
Marker Trays
Understanding
▶ Page 384
Specifying
▶ Page 420



Flip-Top Training Tables

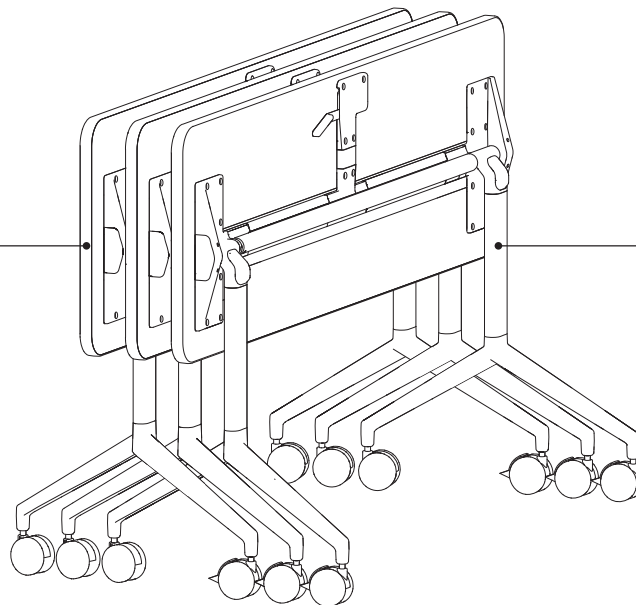
Groupwork flip-top training tables offer a solution for active learning environments and multipurpose rooms. With its easy to use one-handed activation lever and mechanism on the user side, one person can set it up or take it down, move it, and compactly store a roomful of tables with minimal effort.

► Specifying, pages 386–390



Worksurfaces have 2" radius corners with 3 mm edge band on all sides when Low-Pressure or High-Pressure Laminate is specified. Edge band color is specifiable.

Legs support 19"D, 24"D, and 30"D rectangle tables and 36"D team tables.




Top is 1" thick particle board with Low-Pressure or High-Pressure Laminate and two coordinating backer finishes or wood veneer with Gatorboard backer.

Tables are 28½"H.

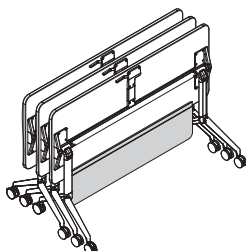
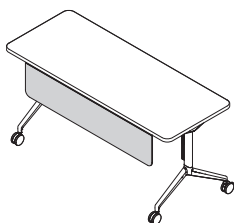
Product Details

Underside of table can be specified in light or dark. *Tip: Veneer worksurfaces do not have a colored laminate underside. The underside color must still be specified for the support brackets and reinforcing channels.*

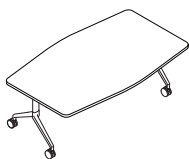


Reinforcing channel must be used on worksurfaces 66"W and greater to minimize deflection. On tables 66"W to 84"W, reinforcing channels come standard and are field installed. When installed, channels add 1" below the table. The reinforcing channel will match the understructure finish selection (light, medium, or dark).

Casters are 3" diameter, dual wheels that allow the tables to move easily on carpet or hard floors. Flip-top training tables are available with either two locking casters (user/handle side) and two non-locking casters or with four locking casters. Soft casters are available as an option and can be specified light or dark. The brake on soft casters is always red. Soft casters are recommended for use on hard floors. Glides are not available on the flip-top training table.



Modesty panels are constructed of a lightweight fiberglass substrate wrapped with fabric. Panel attaches to the underside of the table with a plastic extrusion that allows the panel to rotate from both the in-use and nested position with ease. Modesty panel stays with the table when flipped and in nesting position, or in-use position.



Modesty panels can not be used on 36"D team tables.

Modesty Panel Dimensions

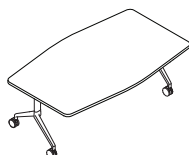
Table Width	Actual Width
36"	22 ¹ / ₅ "
42"	25 ¹ / ₅ "
48"	31 ¹ / ₅ "
60"	46 ¹ / ₅ "
66"	49 ¹ / ₅ "
72"	55 ¹ / ₅ "
84"	67 ¹ / ₅ "

Flip-top training table flips from its in-use position to its nesting position by using one hand to pull the release handle and in the same motion lift the top to its nesting position. The movement is easy and controlled and no additional locking is required.

Release handle is black and is only used to unlock the table from the in-use position.

Tip: Flip-top tables in the in-use position have a natural flex in them and are not completely static.

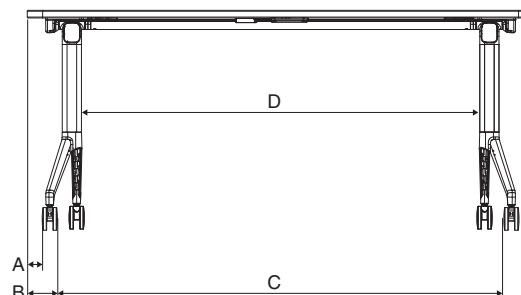
Rectangle training tables are parametric in width from 36"W to 84"W in ¹/₁₆" increments. Team training tables are parametric in width from 60"W to 84"W in ¹/₁₆" increments.



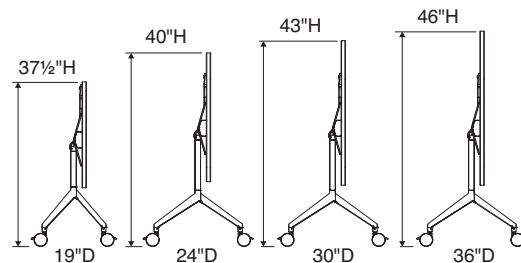
Team tables are designed specifically for small group work and project teams offering an angled shape on both sides of the table.

Clamp on power units are not recommended on flip-top tables due to possible collision when tables are nested.

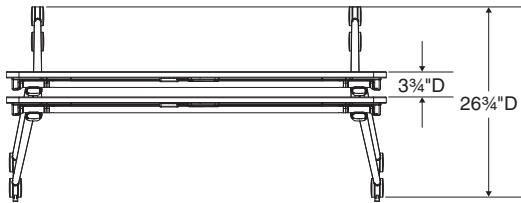
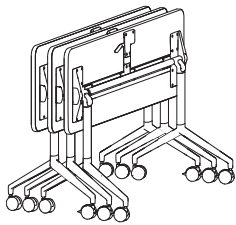
Tip: Attaching monitor arms to freestanding tables with casters or glides is not recommended due to tipping hazards.



Depth	Width	A	B	C	D
19"	48"	2 ¹ / ₂ "	4 ¹ / ₂ "	39 ¹ / ₁₆ "	34"
19"	60"	1"	3"	54 ¹ / ₁₆ "	49"
19"	66"	2 ¹ / ₂ "	4 ¹ / ₂ "	57 ¹ / ₁₆ "	52"
19"	72"	2 ¹ / ₂ "	4 ¹ / ₂ "	63 ¹ / ₈ "	58"
19"	84"	2 ¹ / ₂ "	4 ¹ / ₂ "	75 ¹ / ₁₆ "	70"
24"	36"	² / ₅ "	2 ¹ / ₂ "	31 ¹ / ₈ "	25"
24"	42"	2"	4"	34 ¹ / ₈ "	28"
24"	48"	2"	4"	40 ¹ / ₈ "	34"
24"	60"	² / ₅ "	2 ¹ / ₂ "	55 ¹ / ₈ "	49"
24"	66"	2"	4"	58 ¹ / ₈ "	52"
24"	72"	2"	4"	64 ¹ / ₈ "	58"
24"	84"	2"	4"	76 ¹ / ₈ "	70"
30"	36"	² / ₅ "	2 ¹ / ₂ "	31 ¹ / ₈ "	25"
30"	42"	2"	4"	34 ¹ / ₈ "	28"
30"	48"	2"	4"	40 ¹ / ₈ "	34"
30"	60"	² / ₅ "	2 ¹ / ₂ "	55 ¹ / ₈ "	49"
30"	66"	2"	4"	58 ¹ / ₈ "	52"
30"	72"	2"	4"	64 ¹ / ₈ "	58"
30"	84"	2"	4"	76 ¹ / ₈ "	70"
36"	60"	² / ₅ "	2 ¹ / ₂ "	55 ¹ / ₈ "	49"
36"	66"	2"	4"	58 ¹ / ₈ "	52"
36"	72"	2"	4"	64 ¹ / ₈ "	58"
36"	84"	2"	4"	76 ¹ / ₈ "	70"



Flip-Top Training Tables, continued

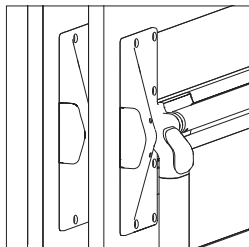


Flip-top training tables can be nested for space saving storage. Two 24"D or 30"D tables nested together are 26³/₄"D while two 19"D tables nested together are 21³/₄"D. Each nested flip-top table adds approximately 3³/₄" to the nesting depth. Three tables nested together fit through a standard door.

Tip: Old flip-top tables (TS4FL2724TC2 and TS4FL2730TC2) cannot be nested with new flip-top tables (TS4FLIP and TS4FLIP2).

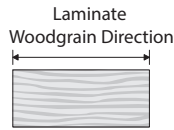
Tip: It is recommended to move one table at a time for both in-use or nested position.

Tip: For legs, the 19"D legs are different and do not nest with 24/30/36"D legs. 24", 30", and 36"D tables use the same legs.



Leg bumper will always be the main point of contact between two nesting tables.

Surface Materials



Woodgrain laminates are always oriented with the grain direction running parallel with the length of the table top. You cannot specify woodgrain laminates with end- or side-matched grain directions.

Table top

- Low-Pressure Laminate
- High-Pressure Laminate
- Open Line laminate
- Wood veneer
- Customiz stain (option)

Edge

- 3 mm plastic
- Wood veneer

Legs

- Paint

Underside

- Laminate backer

Pop-up power

- 4799 Platinum Metallic
- 7243 Seagull
- 7360 Merle

Flush power

- 6053 Seagull
- 6527 Merle

Grommet

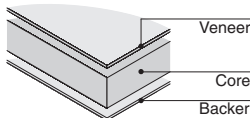
- Black plastic

Vertical cable manager

- 6527 Merle

Horizontal cable manager

- P631 Dark Heather Grey



Wood veneer table

tops are fabricated with Architectural Grade AA hand-selected hardwood veneer, plain sliced, book matched, and bonded to the core with a backing sheet for balance. Due to natural variations in wood, finished products may vary from samples in color, texture, and grain.

Wood is a natural material; slight variations occur in veneer texture, color, grain configuration, and stain acceptance. Steelcase stains are all applied with an exacting regard for consistency and are well within traditional tolerances for wood products.

Tip: Finished tops may vary slightly in tone or character from each other or from the samples Steelcase produces. No guarantee can be made of an absolutely exact match.

Swatch cards and actual samples of standard wood veneers

are available from your Customer Service representative.

Additional wood

veneer species are available. To confirm availability and to determine pricing, contact your local dealer, the Steelcase Solutions Resource Team, or the Steelcase Solutions Fulfillment Team at 1.888.STEELCASE (1.888.783.3522) or send an e-mail to lineone@steelcase.com.

Stains applied to Steelcase wood veneer table tops are standard with the same stain color applied to both the top and the solid hardwood edge profile. Steelcase strives to produce a consistently high quality product and some natural variation in color is to be expected. This is especially apparent on natural woods which have no stain applied. This color variation is normal and reflects the unique and natural properties of wood. This should not be considered a defect.

Care & Maintenance

Laminate should be cleaned with soap and water. For stubborn stains, use a non-abrasive household cleaner.

Veneers should be cleaned regularly with mild soap and water and dried with a soft cloth. To polish, use silicone-free household polishers. Use sparingly. *Tip: Never use ammonia based cleaners or wax on wood surfaces.*

Powder coat finishes on table legs

should be cleaned with a liquid detergent and water. Remove stubborn stains with liquid cleanser, such as Formula 409.

Tables should be inspected and maintained regularly by tightening screws and bolts, inspecting casters for damage, and inspecting all moving parts for damage and wear.



Non-Flip Training Tables

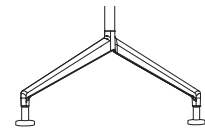
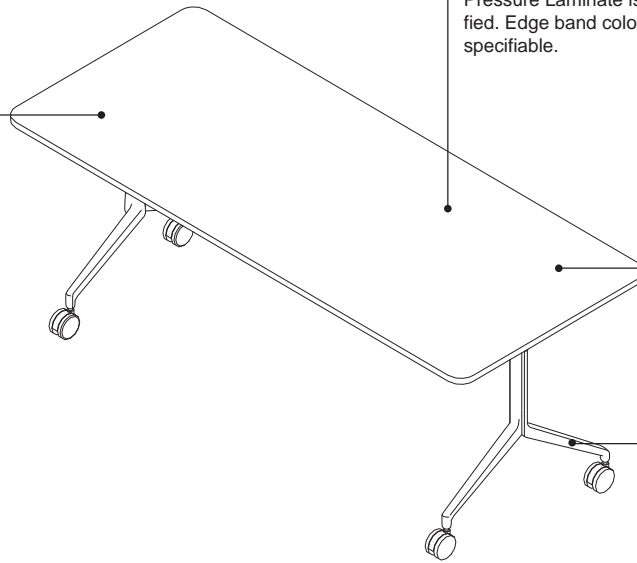
Groupwork non-flip training tables offer a solution for active learning environments and multipurpose rooms. With its light but sturdy construction, tables are easily rearranged to fit any room or layout. This table series is available in multiple top sizes on casters or glides.
▶ Specifying, pages 394–398

Top is 1" thick particle board with Low-Pressure or High-Pressure Laminate and two coordinating backer finishes or wood veneer with Gatorboard backer.

Worksurfaces have 2" radius corners with 3 mm edge band on all sides when Low-Pressure or High-Pressure Laminate is specified. Edge band color is specifiable.

Tables are 28½"H.

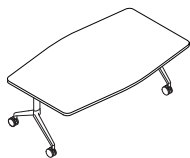
Legs support 19"D, 24"D, and 30"D rectangle tables and 36"D team tables.



Glides are available on non-flip tables only. Cast leg glides are painted to match the leg color chosen. Overall height of the table remains the same whether standard casters, soft casters, or glides have been chosen.

Product Details

Underside of table can be specified in light or dark.
Tip: Veneer worksurfaces do not have a colored laminate underside. The underside color must still be specified for the support brackets and reinforcing channels.

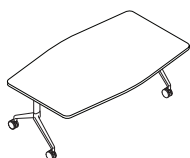


Modesty panels can not be used on 36"D team tables.

Modesty Panel Dimensions


Table Width	Actual Width
36"	22 ¹ / ₅ "
42"	25 ¹ / ₅ "
48"	31 ¹ / ₅ "
60"	46 ¹ / ₅ "
66"	49 ¹ / ₅ "
72"	55 ¹ / ₅ "
84"	67 ¹ / ₅ "

Rectangle training tables are parametric in width from 36"W to 84"W in 1/16" increments. Team training tables are parametric in width from 60"W to 84"W in 1/16" increments.



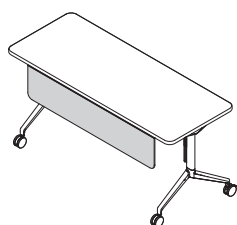
Team tables are designed specifically for small group work and project teams offering an angled shape on both sides of the table.

Attaching monitor arms to freestanding tables with casters or glides is not recommended due to tipping hazards.

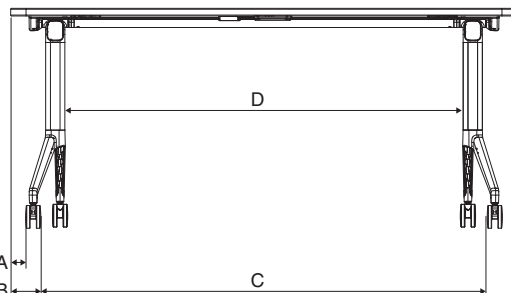


Reinforcing channel must be used on worksurfaces 48"W and greater to minimize deflection. Tables 60"W and greater require 2 channels. On tables 48"W to 84"W, reinforcing channels come standard and are field installed. When installed, channels add 1" below the table. The reinforcing channel will match the understructure finish selection (light, medium, or dark).

Casters are 3" diameter, dual wheels that allow the tables to move easily on carpet or hard floors. Non-flip training tables are available with either two locking casters (user/handle side) and two non-locking casters or with four locking casters. Soft casters are available as an option and can be specified light or dark. The brake on soft casters is always red. Soft casters are recommended for use on hard floors. Glides are available on non-flip training tables only.

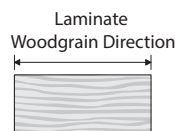


Modesty panels are constructed of a light-weight fiberglass substrate wrapped with fabric. Panel attaches to the underside of the table with a plastic extrusion.



Depth	Width	A	B	C	D
19"	48"	0.500"	2 ¹ / ₂ "	43"	37 ⁴ / ₅ "
19"	60"	0.500"	2 ¹ / ₂ "	55"	49 ⁴ / ₅ "
19"	66"	0.500"	2 ¹ / ₂ "	61"	55 ⁴ / ₅ "
19"	72"	0.500"	2 ¹ / ₂ "	67"	61 ⁴ / ₅ "
19"	84"	0.500"	2 ¹ / ₂ "	79"	73 ⁴ / ₅ "
24"	36"	0.030"	2"	32"	25 ⁴ / ₅ "
24"	42"	0.030"	2"	38"	31 ⁴ / ₅ "
24"	48"	0.030"	2"	44"	37 ⁴ / ₅ "
24"	60"	0.030"	2"	56"	49 ⁴ / ₅ "
24"	66"	0.030"	2"	62"	55 ⁴ / ₅ "
24"	72"	0.030"	2"	68"	61 ⁴ / ₅ "
24"	84"	0.030"	2"	80"	73 ⁴ / ₅ "
30"	36"	0.030"	2"	32"	25 ⁴ / ₅ "
30"	42"	0.030"	2"	38"	31 ⁴ / ₅ "
30"	48"	0.030"	2"	44"	37 ⁴ / ₅ "
30"	60"	0.030"	2"	56"	49 ⁴ / ₅ "
30"	66"	0.030"	2"	62"	55 ⁴ / ₅ "
30"	72"	0.030"	2"	68"	61 ⁴ / ₅ "
30"	84"	0.030"	2"	80"	73 ⁴ / ₅ "
36"	60"	0.030"	2"	56"	49 ⁴ / ₅ "
36"	66"	0.030"	2"	62"	55 ⁴ / ₅ "
36"	72"	0.030"	2"	68"	61 ⁴ / ₅ "
36"	84"	0.030"	2"	80"	73 ⁴ / ₅ "

Surface Materials



Woodgrain laminates are always oriented with the grain direction running parallel with the length of the table top. You cannot specify woodgrain laminates with end- or side-matched grain directions.

Table top

- Low-Pressure Laminate
- High-Pressure Laminate
- Open Line laminate
- Wood veneer
- Customiz stain (option)

Edge

- 3 mm plastic
- Wood veneer

Legs

- Paint

Underside

- Laminate backer

Pop-up power

- 4799 Platinum Metallic
- 7243 Seagull
- 7360 Merle

Flush power

- 6053 Seagull
- 6527 Merle

Grommet

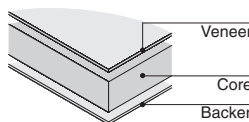
- Black plastic

Vertical cable manager

- 6527 Merle

Horizontal cable manager

- P631 Dark Heather Grey



Wood veneer table tops

are fabricated with Architectural Grade AA hand-selected hardwood veneer, plain sliced, book matched, and bonded to the core with a backing sheet for balance. Due to natural variations in wood, finished products may vary from samples in color, texture, and grain.

Non-Flip Training Tables, continued

Wood is a natural material; slight variations occur in veneer texture, color, grain configuration, and stain acceptance. Steelcase stains are all applied with an exacting regard for consistency and are well within traditional tolerances for wood products.

Tip: Finished tops may vary slightly in tone or character from each other or from the samples Steelcase produces. No guarantee can be made of an absolutely exact match.

Swatch cards and actual samples of standard wood veneers are available from your Customer Service representative.

Additional wood veneer species are available. To confirm availability and to determine pricing, contact your local dealer, the Steelcase Solutions Resource Team, or the Steelcase Solutions Fulfillment Team at 1.888.STEELCASE (1.888.783.3522) or send an e-mail to lineone@steelcase.com.

Stains applied to Steelcase wood veneer table tops are standard with the same stain color applied to both the top and the solid hardwood edge profile. Steelcase strives to produce a consistently high quality product and some natural variation in color is to be expected. This is especially apparent on natural woods which have no stain applied. This color variation is normal and reflects the unique and natural properties of wood. This should not be considered a defect.

Care & Maintenance

Laminate should be cleaned with soap and water. For stubborn stains, use a non-abrasive household cleaner.

Veneers should be cleaned regularly with mild soap and water and dried with a soft cloth. To polish, use silicone-free household polishes. Use sparingly.

Tip: Never use ammonia based cleaners or wax on wood surfaces.

Powder coat finishes on table legs should be cleaned with a liquid detergent and water. Remove stubborn stains with liquid cleanser, such as Formula 409.

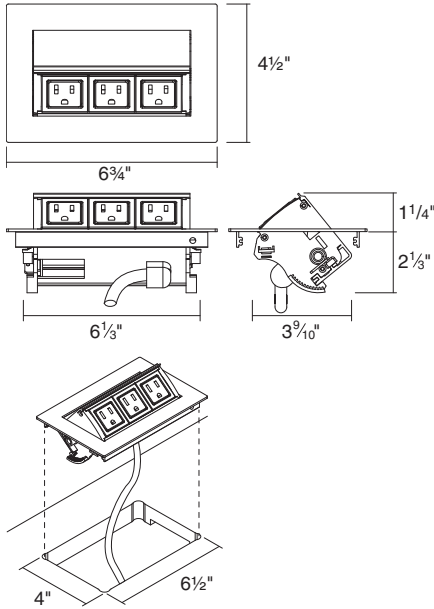
Tables should be inspected and maintained regularly by tightening screws and bolts, inspecting casters and glides for damage, and inspecting all moving parts for damage and wear.



Training Table Power and Connections

Power, Data, and Wiring

Pop-Up Power



Pop-up power is a 4 1/2" x 6 3/4" desktop module and can be configured in several choices:

- Three power
- Two power/one data
- Two power/one USB-A+C 20W
- One power/one USB-C 100W

The pop-up power unit has a six-foot power cord and choice of standard NEMA 15-amp plug or low profile plug type.

For access to the outlets, the user opens a hinged door. Pop-up power can not be closed when cords are attached. Pop-up power are NRTL and CSA listed. When data is specified, an array of faceplates are supplied to accommodate a range of voice/data communication outlets.

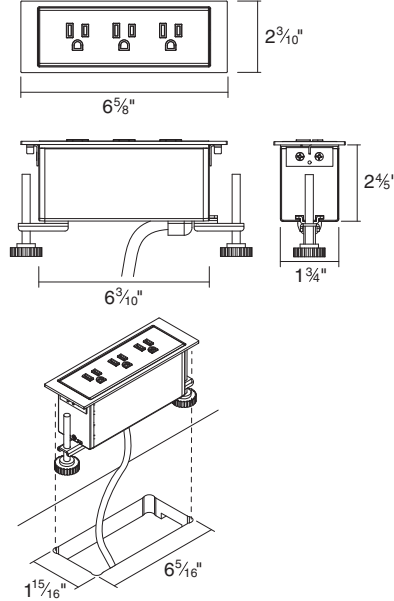
Hinge Door

4799 Platinum
7243 Seagull
7360 Merle

Outlets

6527 Merle
6053 Seagull
6527 Merle

Flush Power



Flush power is a 2 3/10" x 6 5/8" desktop module and can be configured in several choices:

- Three power
- Two power/one data
- Two power/one USB-A+C 20W
- One power/one USB-C 100W

The flush power unit has a six-foot power cord and choice of standard NEMA 15-amp plug or low profile plug type. Flush power are NRTL and CSA listed.

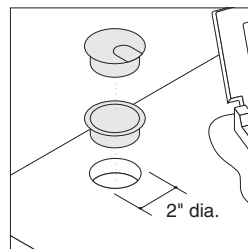
When data is specified, an array of faceplates are supplied to accommodate a range of voice/data communication outlets.

Factory installed cutouts are available as standard option for tables. For the top to have a factory installed cutout, you must specify the option, where applicable, otherwise the table will be shipped without a cutout.

▶ See pages 369 and 370

Field installed desktop modules are ordered separately, not as an option, therefore, the table top will not have a cutout and must be cut in the field per the required locations.

▶ See pages 369 and 370



Grommets are available and have a 2" diameter opening. For factory cutout, specify the grommet as an option on the table. Field installation is available. To specify, order the grommet and the table as separate items.

Power Compatibility

Legend

■ = Compatible

	Flush Center	Flush Left & Right	Pop-Up Center	Pop-Up Left & Right	Grommet Center	Grommet Left & Right
--	--------------	--------------------	---------------	---------------------	----------------	----------------------

Table Type and Dimension

Groupwork Rectangle

Table Type and Dimension	Flush Center	Flush Left & Right	Pop-Up Center	Pop-Up Left & Right	Grommet Center	Grommet Left & Right
19" x 48"	■	N.A.	N.A.	N.A.	■	N.A.
19" x 60"	■	N.A.	N.A.	N.A.	■	N.A.
19" x 66"	■	N.A.	N.A.	N.A.	■	N.A.
19" x 72"	■	■	N.A.	N.A.	■	■
19" x 84"	■	■	N.A.	N.A.	■	■
24" x 36"	■	N.A.	■	N.A.	■	N.A.
24" x 42"	■	N.A.	■	N.A.	■	N.A.
24" x 48"	■	N.A.	■	N.A.	■	N.A.
24" x 60"	■	N.A.	■	N.A.	■	N.A.
24" x 66"	■	N.A.	■	N.A.	■	N.A.
24" x 72"	■	■	■	■	■	■
24" x 84"	■	■	■	■	■	■
30" x 36"	■	N.A.	■	N.A.	■	N.A.
30" x 42"	■	N.A.	■	N.A.	■	N.A.
30" x 48"	■	N.A.	■	N.A.	■	N.A.
30" x 60"	■	N.A.	■	N.A.	■	N.A.
30" x 66"	■	N.A.	■	N.A.	■	N.A.
30" x 72"	■	■	■	■	■	■
30" x 84"	■	■	■	■	■	■

Groupwork Team

36" x 60"	■	N.A.	■	N.A.	■	N.A.
36" x 66"	■	N.A.	■	N.A.	■	N.A.
36" x 72"	■	■	■	■	■	■
36" x 84"	■	■	■	■	■	■

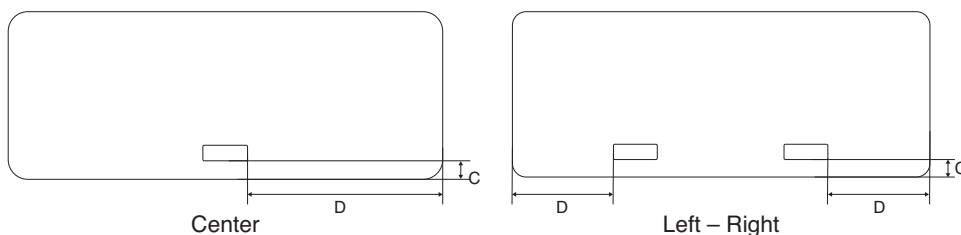
Tip: Cannot have differing devices on same table top.

Tip: Cannot combine power and grommets on the same table top.

Power Access Locations for Groupwork Training Tables

Groupwork Rectangle					
	Power Access	ALL	FLUSH	POPUP	GROMMET
Size	Power Position	C	D	D	D
19" x 48"	Center	2½"	20⅝"	N.A.	23"
	Left-Right	N.A.	N.A.	N.A.	N.A.
19" x 60"	Center	2½"	26⅝"	N.A.	29"
	Left-Right	N.A.	N.A.	N.A.	N.A.
19" x 66"	Center	2½"	29⅝"	N.A.	32"
	Left-Right	N.A.	N.A.	N.A.	N.A.
19" x 72"	Center	2½"	32⅝"	N.A.	35"
	Left-Right	2½"	14⅝"	N.A.	17"
19" x 84"	Center	2½"	38⅝"	N.A.	41"
	Left-Right	2½"	17⅝"	N.A.	20"
24" x 36"	Center	2½"	14⅝"	14¾"	17"
	Left-Right	N.A.	N.A.	N.A.	N.A.
24" x 42"	Center	2½"	17⅝"	17¾"	20"
	Left-Right	N.A.	N.A.	N.A.	N.A.
24" x 48"	Center	2½"	20⅝"	20¾"	23"
	Left-Right	N.A.	N.A.	N.A.	N.A.
24" x 60"	Center	2½"	26⅝"	26¾"	29"
	Left-Right	N.A.	N.A.	N.A.	N.A.
24" x 66"	Center	2½"	29⅝"	29¾"	32"
	Left-Right	N.A.	N.A.	N.A.	N.A.
24" x 72"	Center	2½"	32⅝"	32¾"	35"
	Left-Right	2½"	14⅝"	14¾"	17"
24" x 84"	Center	2½"	38⅝"	38¾"	41"
	Left-Right	2½"	17⅝"	17¾"	20"
30" x 36"	Center	2½"	14⅝"	14¾"	17"
	Left-Right	N.A.	N.A.	N.A.	N.A.
30" x 42"	Center	2½"	17⅝"	17¾"	20"
	Left-Right	N.A.	N.A.	N.A.	N.A.
30" x 48"	Center	2½"	20⅝"	20¾"	23"
	Left-Right	N.A.	N.A.	N.A.	N.A.
30" x 60"	Center	2½"	26⅝"	26¾"	29"
	Left-Right	N.A.	N.A.	N.A.	N.A.
30" x 66"	Center	2½"	29⅝"	29¾"	32"
	Left-Right	N.A.	N.A.	N.A.	N.A.
30" x 72"	Center	2½"	32⅝"	32¾"	35"
	Left-Right	2½"	14⅝"	14¾"	17"
30" x 84"	Center	2½"	38⅝"	38¾"	41"
	Left-Right	2½"	17⅝"	17¾"	20"

Tip: Dimensions here are based on modular widths. Parametric widths may have varying dimensions.

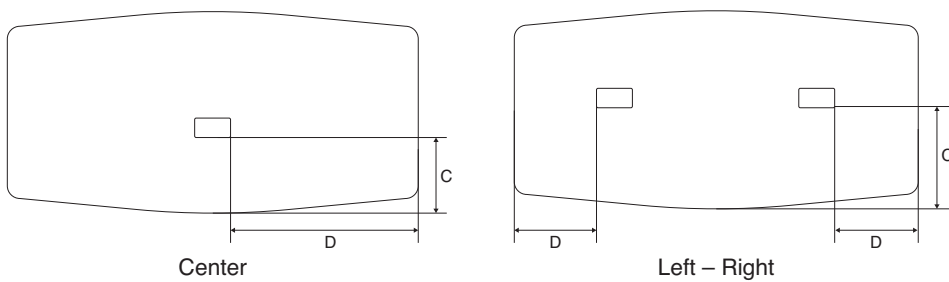


Power Access Locations for Groupwork Training Tables, continued

Groupwork Team

Power Access		FLUSH	POPUP	GROMMET	FLUSH	POPUP	GROMMET	FLUSH	POPUP	GROMMET
Table Type		Non-Flip			Flip			Flip and Non-Flip		
Size	Power Position	C	C	C	C	C	C	D	D	D
36" x 60"	Center	17"	16"	17"	13 ³ / ₁₀ "	11 ¹ / ₂ "	20 ³ / ₅ "	26 ¹ / ₂ "	26 ³ / ₄ "	29"
	Left-Right	N.A.	N.A.	N.A.	N.A.	N.A.	N.A.	N.A.	N.A.	N.A.
36" x 66"	Center	17"	16"	17"	13 ³ / ₁₀ "	11 ¹ / ₂ "	20 ³ / ₅ "	29 ¹ / ₂ "	29 ³ / ₄ "	32"
	Left-Right	N.A.	N.A.	N.A.	N.A.	N.A.	N.A.	N.A.	N.A.	N.A.
36" x 72"	Center	17"	16"	17"	13 ³ / ₁₀ "	11 ¹ / ₂ "	20 ³ / ₅ "	32 ¹ / ₂ "	32 ³ / ₄ "	35"
	Left-Right	17"	16"	17"	18 ³ / ₁₀ "	18 ³ / ₁₀ "	15 ¹ / ₁₀ "	14 ¹ / ₂ "	14 ³ / ₄ "	17"
36" x 84"	Center	17"	16"	17"	13 ³ / ₁₀ "	11 ¹ / ₂ "	20 ³ / ₅ "	38 ¹ / ₂ "	38 ³ / ₄ "	41"
	Left-Right	17"	16"	17"	18 ³ / ₁₀ "	18 ³ / ₁₀ "	15 ¹ / ₁₀ "	17 ¹ / ₂ "	17 ³ / ₄ "	20"

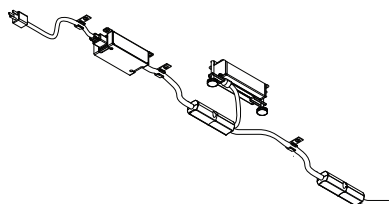
Tip: Dimensions here are based on modular widths. Parametric widths may have varying dimensions.



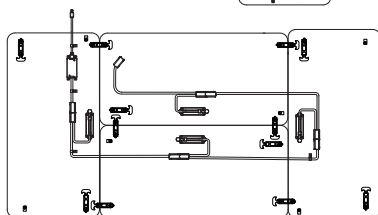
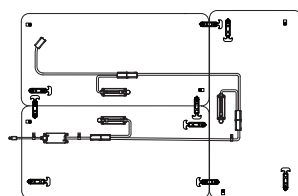
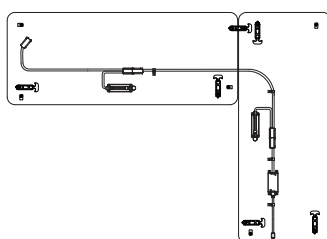
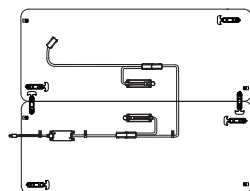
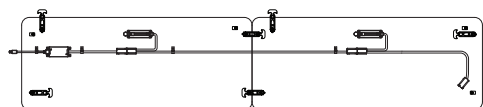
Seating Capacity Guidelines

Depth	Width	Approximate Capacity
Groupwork Rectangle		
19"	48"	1
19"	60"	2
19"	66"	2
19"	72"	2
19"	84"	2
24"	36"	1
24"	42"	1
24"	48"	1
24"	60"	2
24"	66"	2
24"	72"	2
24"	84"	2
30"	36"	1
30"	42"	1
30"	48"	1
30"	60"	2
30"	66"	2
30"	72"	2
30"	84"	2

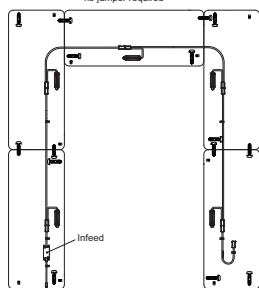
Depth	Width	Approximate Capacity
Groupwork Team		
36"	60"	4
36"	66"	4
36"	72"	4
36"	84"	6



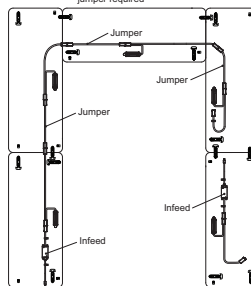
When several tables need to be connected to one another, providing power to the entire series, modular power can be specified as an option. When modular power is specified, a flush or pop-up power unit is required to be specified in order to access power. When modular power is selected, an infeed needs to be ordered. These are ordered separately. One infeed can support up to a maximum of eight connections. Tables 60"W or less require one infeed per eight tables. Tables 60½"W and greater with one power unit require a jumper which counts as a connection, so one infeed per four tables is needed. Jumpers ship automatically when needed. Each power unit also counts as a connection so tables 72"W and greater with two power units require a new infeed every four tables.



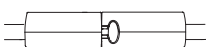
Tables 36"W to 60"W—
no jumper required



Tables 60½"W to 84"W—
jumper required

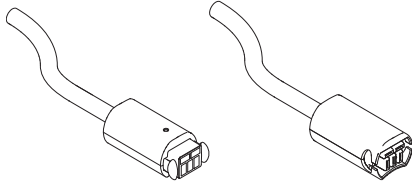


The installation of the modular power system must be followed in accordance with all assembly directions. Improper usage could result in risk of fire or electric shock. Only connect to products labeled "Modular Power System". For use in indoor, dry locations only.

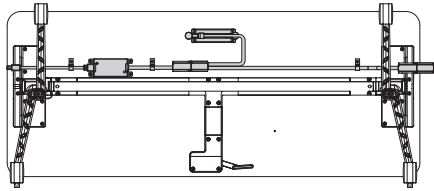


The modular power kit consists of one "male" modular connector and one "female" modular connector allowing only one way to connect the power system. The modular connectors snap together, and easily disengage by pressing the release buttons on either side of the connection. The modular connectors are designed for easy end-user reconfigurations.

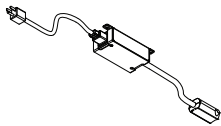
Training Table Power and Connections, continued



The modular connectors are pattern-coded for intuitive match-up when connecting the modular power system. Match the pattern in order to properly connect tables together.

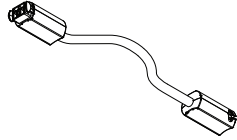


The modular power system is easily installed into pre-drilled holes in the table. The modular power system connectors are easily accessible and always in the same location, and comes with all the necessary hardware.



Modular power requires an infeed to power the tables which are ordered separately. The power cord is 6 feet with the option for either a 15-amp plug or a low profile plug.

One infeed can support up to a maximum of eight connections. Tables 60"W or less require one infeed per eight tables. Tables 60¹/₁₆"W and greater with one power unit require a jumper which counts as a connection, so one infeed per four tables is needed. Jumpers ship automatically when needed. Each power unit also counts as a connection so tables 72"W and greater with two power units require a new infeed every four tables.



The modular power system is based on the width of the table. For tables wider than 60", a jumper is required and will be shipped automatically, no need to order separately. There are eight connections allowed per infeed, using jumpers adds connections and reduces the number of tables that can be linked together before a new infeed is required.

Specifying desktop power with modular power system.

Tip: Grommets cannot be mixed with desktop modules on a single table.

1. Determine the type of desktop module required and its configuration.

Desktop power is required when using modular power. Choose between flush or pop-up power and pick the desired configuration.

Tip: Grommets are available, however, cannot be used with desktop or modular power as they occupy the same space as desktop power units.

2. Determine how many desktop modules.

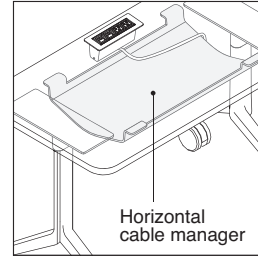
Understand the number of people sitting at the table with the requirements between power, data, and USB along with where the desktop modules are located, one in the center or two in left and right position for individual or shared use.

3. Table width determines your modular power harness length.

When table width has been specified and modular power is selected, SmartTools will automatically select the proper length modular power unit for your table. It will also automatically include a jumper if required.

4. Determine number of infeeds required.

Infeeds are required when using modular power and are ordered separately with either a 15-amp plug or a low profile plug to power the tables. One infeed can support up to a maximum of eight connections. One infeed per eight tables is required on tables 60"W or less. One infeed per four tables is required on tables greater than 60"W.

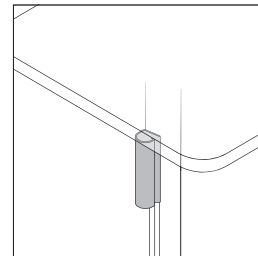


Horizontal Cable Manager Dimensions

Plan Width	Actual Width
36"	20"
42"	23"
48"	29"
60"	44"
66"	47"
72"	53"
84"	65"

Horizontal cable managers are available as an option or a separate style number and match the width of the table. They are made of molded PET felt and hinge on one side for easy user access.

Tip: Horizontal cable managers on 24"D tables with pop-up power selected will have interference with the power unit. The PET can be cut in the field to accommodate the power, if required.



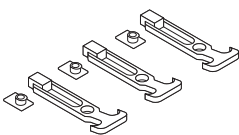
Vertical cable managers can be added to help route cables down the leg to the floor or wall.

Vertical Cable Manager Dimensions

Plan Depth	Actual Depth
19"	5"
24"	10"
30"	10"
36"	10"

Vertical cable managers designed to work on 24/30"D and 36"D legs will not fit on 19"D legs.

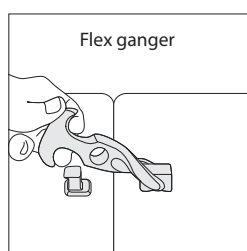
Connections



Flex Ganger Package	Style Number
---------------------	--------------

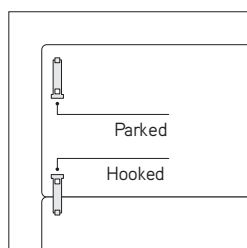
Flex Ganger	TS4FG
-------------	--------------

Flex ganger packages are available and are installed on-site. They are useful in situations when tables will frequently be reconfigured and reganged. Specify one package for each table.



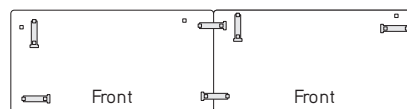
Flex gangers can be used to easily link adjacent tables in multiple configurations. Flex gangers use a flexible loop that engages a hook to hold two adjacent table tops in place. No tools are required to stretch the loop across the seam between two table edges and to connect it to the hook on the adjacent table. All flex ganger locations are pre-drilled for simple relocation when desired.

When modular power is selected, flexible ganging brackets are required and will automatically be added to your order. If additional ganging brackets are desired, more can be ordered using style number **TS4FG**.

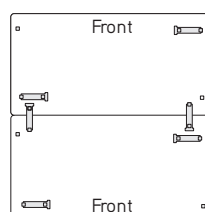


Flex gangers that are not in use can be folded back into the parked position.

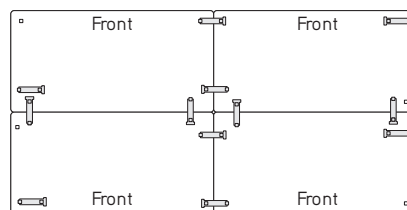
Rectangle Tables Flex Ganger Locations



End-to-end

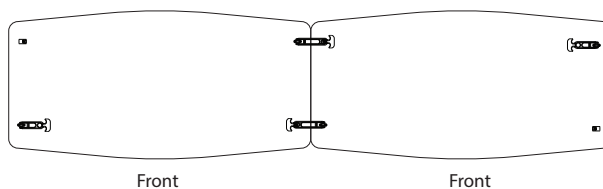


Back-to-back



End-and-back

Team Tables Flex Ganger Locations



Tables

Groupwork furniture supports team activities. It is appropriate in an open plan and an enclosed work space. Table tops and table legs are ordered separately. ▶ Specifying, page 402

Tables are 28½"H.

90° corner bridge creates additional seating where space is a premium.

Worksurfaces are woodcore with laminate top and plastic edge band. Low-Pressure Laminates or High-Pressure Laminates are available.

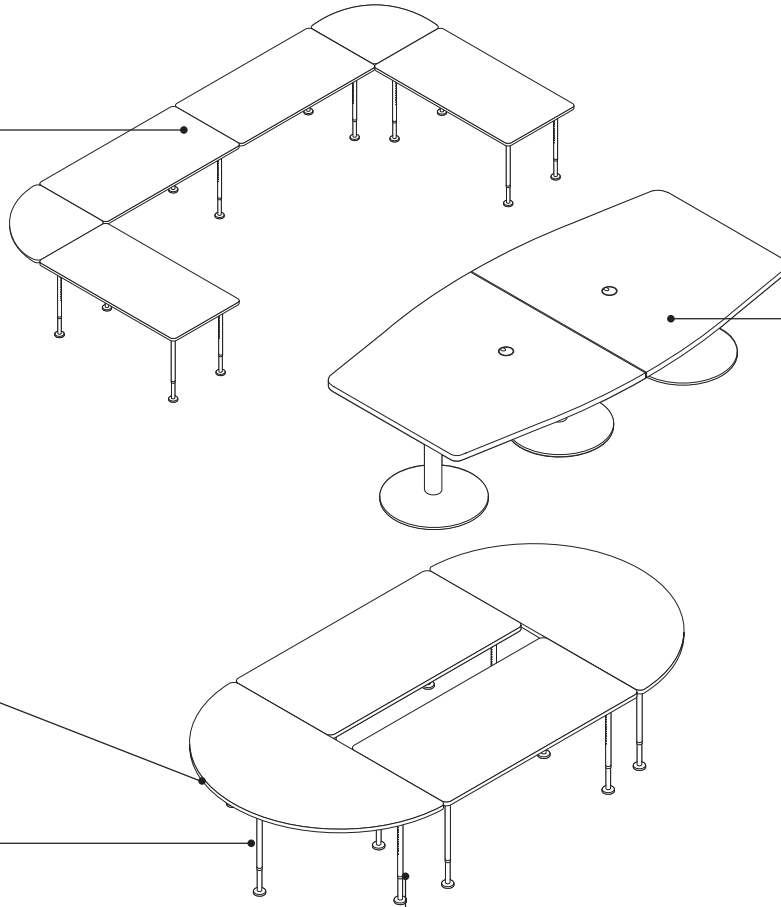
Worksurfaces have 2" radius corners with 3 mm edge band on all sides. Edge band color is selectable.

Table legs ship standard with levelers. Casters are optional.


Groupwork tables are available with post legs.

Conference tops come standard with a grommet. For one-piece conference tops, the grommet is centered in the middle of the table. For two-piece conference tops, two grommets are standard, with grommets positioned 21" from the middle to the center of the grommet. Flip grommets are available for cable routing needs. Conference tops are offered in four shapes—rectangular, boat-shaped, racetrack, and oval. Table tops come in one piece (96"W) or two pieces (120"W or 144"W). Oval is offered in 96"W only. All tops are offered in standard 1½" or optional 1¾" thickness. All conference tops come standard with grommet. Conference table tops 120"W and 144"W, two-piece with HPL woodgrain laminates, will always be grain matched. These same tops, with LPL woodgrain laminates will not be grain matched, as well, LPL laminate 25L5 Virginia Walnut and 25L6 Blackwood will not be available on 120"W and 144"W table tops. You can use HPL 2535 Virginia Walnut and 2536 Blackwood on 120"W and 144"W and they will be grain matched.

Tip: 25L5 Virginia Walnut and 25L6 Blackwood are not available on 120"W and 144"W groupwork conference table tops.



Product Details



Round and square table tops should be used with either Groupwork round table bases or Groupwork post legs. 48"W oval table top should only be used with Groupwork post legs. All tops are offered in standard 1 1/8" or optional 1 3/8" thickness.

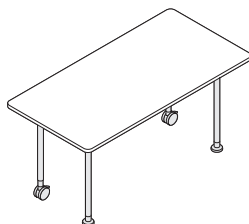
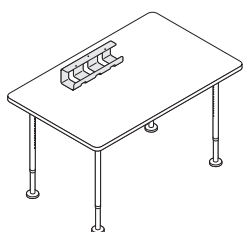
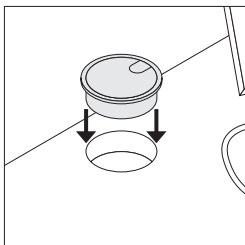


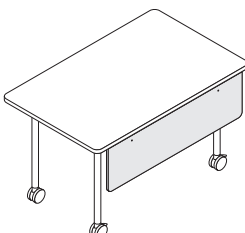
Table legs can be ordered individually to create a combination of two legs with levelers and two legs with casters.



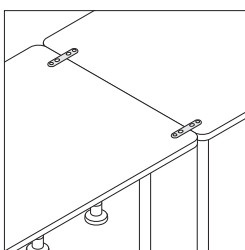
Wire management trough attaches to underside of worksurface to provide cable management and has capacity to support a powerstrip.



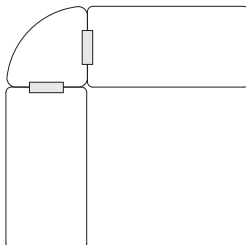
Grommets are available to finish exposed edges of field-installed openings in the worksurface for vertical cable routing. Grommets are 2" diameter black plastic.



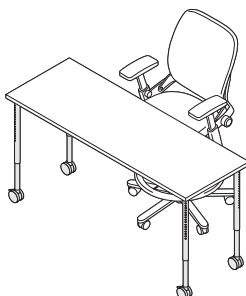
Laminate modesty panel attaches below rectangular table tops to provide privacy. Modesty panels are 9"H and are 1/2" thick. Modesty panels are finished with High-Pressure Laminate on both sides. Laminate modesty panels can be used with any table leg specification, except training tables (**TS4FLIP2** and **TS4NFLIP**).



Groupwork tables can be attached together using Kick tie plates (**TSATTIE**).



90° corner bridges use Kick in-line support plates for connectivity. 14"D in-line support plates are used with 24"D bridges, and 20"D in-line support plates are used with 30"D bridges.



Standing-height adjustable legs adjust on 1" increments from 28 1/2"–45" (includes top thickness). The legs measure 24"–40 1/2" with 3 3/8" levelers. Due to the large range of the leveler, tables may vary in height depending on how far the leveler is inserted into the leg. The 1" adjustments match the Kick Systems vertical upright adjustment pattern.

Tip: Standing-height adjustable legs have natural movement in them and are not completely rigid due to the two-piece construction.

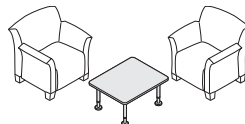



Table tops used with coffee table legs create reception areas or informal team spaces.

Groupwork tables with post legs also blend with Kick Systems furniture. Post leg tables are 28 1/2" tall (includes top thickness). The legs measure 24" with 3 3/8" levelers. Due to the large range of the leveler, tables may vary in height depending on how far the leveler is inserted into the leg.

Levelers adjust 2 1/2" for installation on uneven floors.



Reinforcing channel (TSATRC39, TSATRC48, TSATRC57, or TSATRC72), ordered separately, must be used with tops 60"W and larger. Please refer to the matrix for the appropriate worksurface brace size and quantity. Table dimensions not listed in the matrix do not require bracing.
▶ See *Groupwork Table Reinforcing Channel Requirement Matrix*, page 376.

Tip: Wider rectangular tables with casters, sizes 66", 72", and 84"W, require multiple reinforcing channels. One long and one short channel can be used to maintain the use of modesty panels, grommets, and wire management troughs. Please reference the Table Reinforcing Channel Requirement Matrix for details.

Tip: Attaching monitor arms to freestanding tables with casters or glides is not recommended due to tipping hazards.

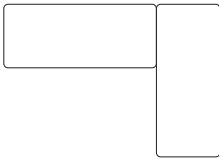
Table Reinforcing Channel Requirement Matrix

Requirement	
Size (LPL or HPL)	Post Leg
18" x 60"	39"
18" x 66"	48"
18" x 72"	48"
18" x 84"	57"
24" x 60"	57"
24" x 66"	57"
24" x 72"	57"
24" x 84"	72"
30" x 60"	57"
30" x 66"	57"
30" x 72"	57"

Tip: Table dimensions not listed in the matrix do not require bracing.


Table Configurations

Workstation




Rectangular tables

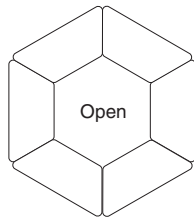
Conference



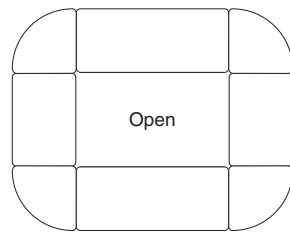
Rectangular and half-round tables



Rectangular and trapezoid tables

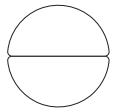


Trapezoid tables

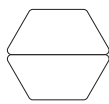


Rectangular tables and 90° corner bridge tables

Team/Collaboration



Half-round tables

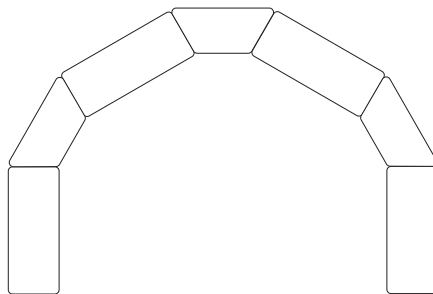


Trapezoid tables

Lecture



Rectangular tables and 90° corner bridges



Rectangular and trapezoid tables

Table Legs

► Specifying, page 408

Laminate modesty panels can be used with any table leg specification.

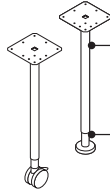
Standing-height adjustable leg is available individually or as a package of four legs. Levelers are standard. Casters are available as an option.

Caster

Post leg is available individually or as a package of four legs. Levelers are standard. Casters are available as an option.



Standing-height legs with pin height adjustment adjust from 27³/₈"–43⁷/₈" in 1" increments. Levelers make up 3³/₈" of leg height.



Post legs are 27³/₈" without worksurface. Levelers make up 3³/₈" of leg height.

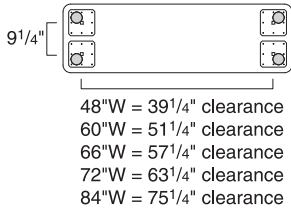
Leveler

Product Details

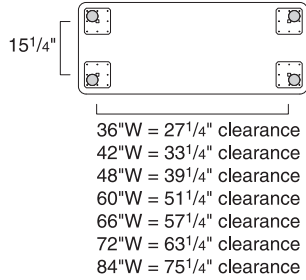
Attachment hardware (screws) is to be used with Currency, Groupwork, or Kick table tops only.

Post Leg Clearance Dimensions

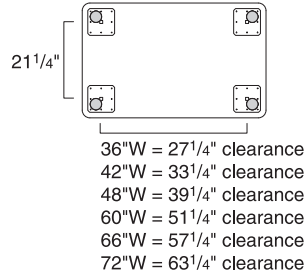
18"D Rectangular Tops



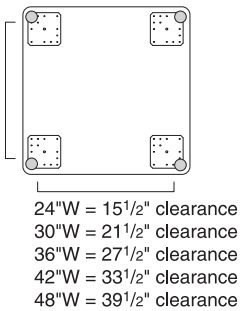
24"D Rectangular Tops



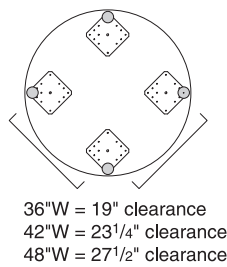
30"D Rectangular Tops



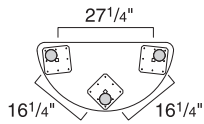
Square Tops



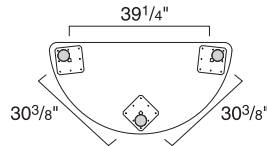
Round Tops



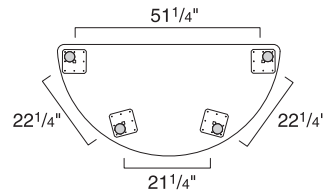
Half-Round Top—18" x 36"



Half-Round Top—24" x 48"



Half-Round Top—30" x 60"



Trapezoid Tops—24" x 48" and 30" x 60"

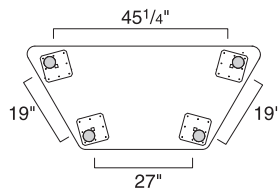
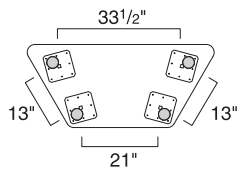



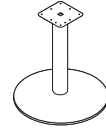
Table Bases

Bases attach to square, round, or conference table tops. Bases support square and round tops at 28½"H or 42"H overall, including top thickness. 28"H bases support conference table tops at 28½"H overall, including top thickness.

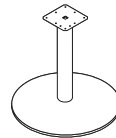
► Specifying, page 410



Product Details

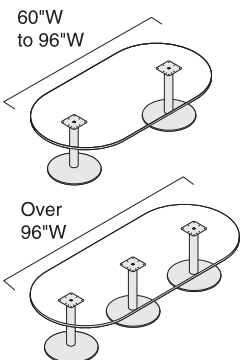


22" diameter by 27¾"H or 41"H bases can be used to create standard-height or cafe-height tables with smaller-size round and square tops (24"–30") in cafeterias or teaming areas. Glides are standard.

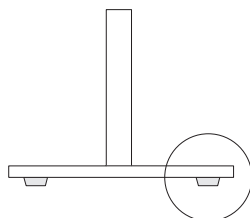


28" diameter by 27¾"H or 41"H bases can be used to create standard-height or cafe-height tables with smaller-size round and square tops (24"–36") in cafeterias or teaming areas. Large-size round and square tops (42" and 48") and conference tops in all sizes can be used with the 5" diameter column. For heavy use applications with any size top, it is recommended to use the 28" diameter base with 5" diameter column for added rigidity. Glides are standard.

Attachment hardware (screws) is to be used with Currency, Groupwork, or Kick table tops only.






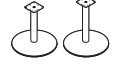
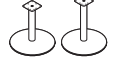



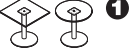
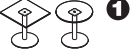
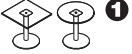
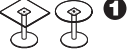
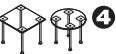
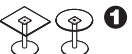
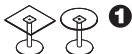
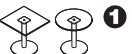















Conference table tops can be used with **TS4TBASE285** or **TS4TCAFE285** only. Both the 27 $\frac{3}{8}$ "H and 41"H bases are designed to structurally support the additional load bearing requirements of the larger conference table tops. Two bases must be used with tops 60"W to 96"W, and three bases must be used with all tops over 96"W.



Glides on Groupwork round table bases are not adjustable.

Table Top, Leg, and Base Combinations

	Post Leg or Standing-Height Adjustable Leg	Tie Plates	In-Line Support Plates	22" dia. bases	28" dia. base, 3" dia. column bases	28" dia. base or 3" dia. column bases	28" dia. base or 5" dia. column bases *****
				 16 ¹ / ₈ ", 27 ³ / ₈ ", and 41" height	 16 ¹ / ₈ " height	 27 ³ / ₈ " and 41" height	 27 ³ / ₈ " and 41" height
18"D Rectangular Tops *** *****	 4	*	N.A.	N.A.	N.A.	N.A.	N.A.
24"D Rectangular Tops	 4	*	N.A.	N.A.	N.A.	N.A.	N.A.
30"D Rectangular Tops	 4	*	N.A.	N.A.	N.A.	N.A.	N.A.
Round and Square Tops 24" and 30"	N.A.	N.A.	N.A.	 1	 1	 1	 1
Round and Square Tops 36"	 4	N.A.	N.A.	N.A.	 1	 1	 1
Round Tops 42" Diameter	 4	N.A.	N.A.	N.A.	 1	N.A.	 1
Round Tops 48" Diameter	 4	N.A.	N.A.	N.A.	N.A.	N.A.	 1
Square Tops 42" and 48"	 4	N.A.	N.A.	N.A.	N.A.	N.A.	 1
Oval Top 48"	 4	N.A.	N.A.	N.A.	N.A.	N.A.	N.A.
Half-Round Top 18" x 36" ***	 3	*	N.A.	N.A.	N.A.	N.A.	N.A.
Half-Round Top 24" x 48" ***	 3	*	N.A.	N.A.	N.A.	N.A.	N.A.
Half-Round Top 30" x 60"	 4	*	N.A.	N.A.	N.A.	N.A.	N.A.
Trapezoid Top 24" x 48" *****	 4	*	N.A.	N.A.	N.A.	N.A.	N.A.
Trapezoid Top 30" x 60"	 4	*	N.A.	N.A.	N.A.	N.A.	N.A.

Note: Attachment hardware (screws) is to be used with Groupwork table tops only.

1 = Number of legs for table

* = Tie plates to be used when ganging tables with levelers to keep table together.





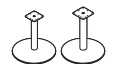
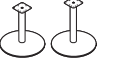
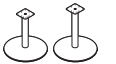









** = In-line support plates to be used on 24"D and 30"D corner bridge tops connecting to other tables with levelers.

*** = To ensure proper stability, post legs and standing-height adjustable post legs with caster option only cannot be used on these top sizes.

**** = To ensure proper stability, standing-height adjustable post legs with caster option only cannot be used on these top sizes.

***** = For heavy use applications, it is recommended to use the 28" diameter base with 5" column for added rigidity.

***** = Standing-height adjustable post legs cannot be used on these top sizes.

	Post Leg or Standing-Height Adjustable Leg	Tie Plates	In-Line Support Plates	22" dia. bases	28" dia. base, 3" dia. column bases	28" dia. base or 3" dia. column bases	28" dia. base or 5" dia. column bases *****
				 27 ³ / ₈ " and 41" height	 16 ¹ / ₈ " height	 27 ³ / ₈ " and 41" height	 27 ³ / ₈ " and 41" height
24"D Corner Bridges 90°	N.A.	N.A.	14"D ** ② 	N.A.	N.A.	N.A.	N.A.
30"D Corner Bridges 90°	N.A.	N.A.	20"D ** ② 	N.A.	N.A.	N.A.	N.A.
Rectangular Conference Tops—48"D x 96"W	N.A.	N.A.	N.A.	N.A.	N.A.	N.A.	 ②
Racetrack Conference Tops—48"D x 96"W	N.A.	N.A.	N.A.	N.A.	N.A.	N.A.	 ②
Boat-Shaped Conference Tops—48"D x 96"W	N.A.	N.A.	N.A.	N.A.	N.A.	N.A.	 ②
Oval Conference Top—48"D x 96"W	N.A.	N.A.	N.A.	N.A.	N.A.	N.A.	 ②
Rectangular Conference Tops—48"D x 120"W and 48"D x 144"W	N.A.	N.A.	N.A.	N.A.	N.A.	N.A.	 ③
Racetrack Conference Tops—48"D x 120"W and 48"D x 144"W	N.A.	N.A.	N.A.	N.A.	N.A.	N.A.	 ③
Boat-Shaped Conference Tops—48"D x 120"W and 48"D x 144"W	N.A.	N.A.	N.A.	N.A.	N.A.	N.A.	 ③

① = Number of legs for table

* = Tie plates to be used when ganging tables with levelers to keep table together.

** = In-line support plates to be used on 24"D and 30"D corner bridge tops connecting to other tables with levelers.

*** = To ensure proper stability, post legs and standing-height adjustable post legs with caster option only cannot be used on these top sizes.

***** = To ensure proper stability, standing-height adjustable post legs with caster option only cannot be used on these top sizes.

***** = For heavy use applications, it is recommended to use the 28" diameter base with 5" column for added rigidity.

Screens and Marker Trays

Screens are available with laminate markerboards on both sides, e³ CeramicSteel on both sides, or tackboard on both sides. Screens are available in two heights—54"H and 66"H—and five widths—24"W, 30"W, 36"W, 42"W, and 48"W—to coordinate with Kick panel systems.

► Specifying, page 418

Laminate markerboard surface has a non-glare writing surface and accepts all standard dry-erase markers. e³ CeramicSteel surface is magnetic.

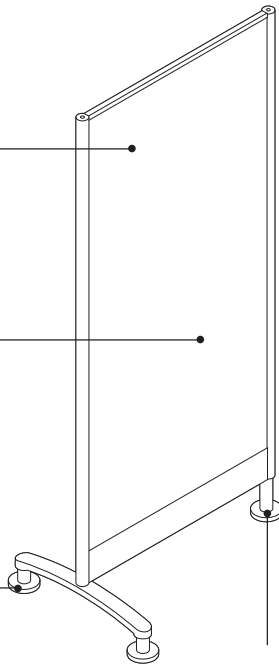
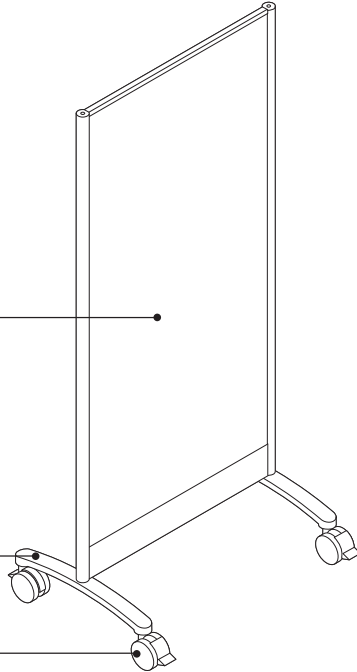
Four-leg base is standard on screens.

Four locking casters allow for easy movement.

Tackboard surface is available in a variety of fabric options.

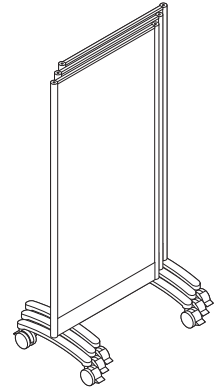
Laminate markerboard surface is available in the U.S. only. For Canada orders, specify either e³ CeramicSteel on both surfaces or tackboard on both sides.

Levelers adjust 1/4" for uneven floors. Levelers do not slide and should be used in applications where infrequent movement is required.

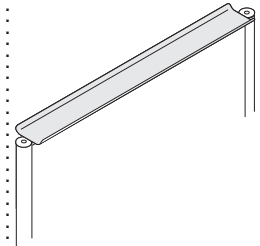


Three-leg base is available on 54"H screens as an option to create a privacy wall.

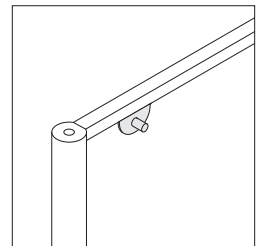
Product Details



Screens nest easily and require minimal space. The leg bases are 16"D, and each screen nested adds another 1 1/2" to the depth.

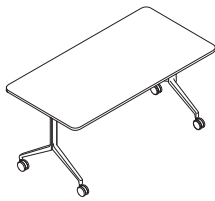


Marker tray is available to hold dry erasers and markers. The tray is attached on top of the screen top cap. Marker trays are available in all five screen widths.



Flip-chart pegs are available as an option on the top cap. They are positioned 17 9/8" apart center to center and are available on one side only. Flip-chart peg top cap works in conjunction with marker trays.

Rectangle Flip-Top Training Tables



Standard Includes	Required to Specify
<ul style="list-style-type: none"> ▶ Need help? Product details, page 360 • Table: 1"- thick top, Low-Pressure or High-Pressure Laminate price group 1 or wood group 1 veneer • 3 mm radius profile edge: plastic • Cast legs with standard casters: paint group 1 • Reinforcing channel(s) on 66"-84"W tables • Underside color scheme: light or dark 	<ol style="list-style-type: none"> 1 Style number 2 Size option (see below under Required Selections) 3 Table size (see below under Required Selections) 4 Low-Pressure or High-Pressure Laminate or Veneer color number for table 5 Plastic edge band color number for table, if selected 6 Paint color number for legs 7 Underside color scheme 8 Options, if selected (see below) <p>▶ See <i>Surface Materials</i>, page 422.</p>

Size Option	Required Selections	U.S. Price	Required to Specify
	<ul style="list-style-type: none"> • Modular • Parametric 	<p>No cost</p> <p>No cost</p>	<p>Specify <i>with modular</i>.</p> <p>Specify <i>with parametric</i>.</p>

Table Size	Required Selections	U.S. Price	Required to Specify
	<ul style="list-style-type: none"> • Depth • Width 	<p>Prices at right</p> <p>Prices at right</p>	<p>Specify depth</p> <p>Specify width.</p>

Surface Materials	Options	U.S. Price	Required to Specify
	<ul style="list-style-type: none"> • High-Pressure Laminate price group 2 <ul style="list-style-type: none"> - 36"W +\$ 18 - 42"W +\$ 27 - 48"W +\$ 27 - 60"W +\$ 36 - 66"W +\$ 36 - 72"W +\$ 36 - 84"W +\$ 44 • High-Pressure Laminate price group 3 <ul style="list-style-type: none"> - 36"W +\$ 36 - 42"W +\$ 52 - 48"W +\$ 52 - 60"W +\$ 69 - 66"W +\$ 69 - 72"W +\$ 69 - 84"W +\$ 89 • Open Line laminate +\$111 plus cost of laminate 		<p>Specify laminate color number.</p> <p>Specify laminate color number.</p> <p>Specify laminate color number.</p> <p>Specify laminate color number.</p> <p>Specify laminate color number.</p> <p>Specify laminate color number.</p> <p>Specify laminate color number.</p> <p>Specify laminate color number.</p> <p>Specify laminate color number.</p> <p>Specify laminate color number.</p> <p>Specify laminate color number.</p> <p>▶ See <i>Surface Materials Reference Manual</i>.</p>

Composite Veneer	Options	U.S. Price	Required to Specify
	<ul style="list-style-type: none"> • Composite veneer group 1 • Composite veneer group 2 	<p>Prices at right</p> <p>+\$108</p>	<p>Specify composite veneer color number.</p> <p>Specify composite veneer color number.</p>

Wood Veneer	Options	U.S. Price	Required to Specify
	<ul style="list-style-type: none"> • Wood group 1 • Wood group 2 • Wood group 3 • Customiz stain • Full-fill finish on wood group 1 	<p>Prices at right</p> <p>+\$118</p> <p>+\$416</p> <p>No cost</p> <p>+\$118</p>	<p>Specify wood color number.</p> <p>Specify wood color number.</p> <p>Specify wood color number.</p> <p>Specify <i>with customiz stain</i>.</p> <p>▶ See <i>Surface Materials Reference Manual</i>.</p>

Legs	Options	U.S. Price	Required to Specify
	<ul style="list-style-type: none"> • Paint price group 1 • Paint price group 2 • Paint price group 3 	<p>No cost</p> <p>+\$ 69</p> <p>+\$113</p>	<p>Specify paint color number.</p> <p>Specify paint color number.</p> <p>Specify paint color number.</p>

Underside Color Scheme	Options	U.S. Price	Required to Specify
	<ul style="list-style-type: none"> • Light • Dark 	<p>No cost</p> <p>No cost</p>	<p>Specify <i>with light</i>.</p> <p>Specify <i>with dark</i>.</p>

▶ Options, continued on next page

Tip: Veneer worksurfaces do not have a colored laminate underside. The underside color must still be specified for the support brackets and reinforcing channels.

 **For Canadian Pricing**
 Multiply U.S. Price by the Canadian price factor.
 ▶ See page 1 for details.

► Options, continued from previous page

Tip: Clamp on power units and monitor arms are not allowed on flip-top tables.

	Options	U.S. Price	Required to Specify
Surface Materials, continued	Pop-Up Power		
	• Paint price group 1	No cost	Specify paint color number.
	• Paint price group 2	+\$ 69	Specify paint color number.
	Soft Caster Finish		
	• Light	No cost	Specify with light soft caster finish.
	• Dark	No cost	Specify with dark soft caster finish.
	Modesty Panel		
	• Fabric price group 1	No cost	Specify fabric color number.
	• Fabric price group 2	+\$ 53	Specify fabric color number.
	• Fabric price group 3	+\$142	Specify fabric color number.
	Grain Direction		
	• No grain direction	No cost	Specify with no grain direction.
	• Long grain direction	No cost	Specify with long grain direction.
	• Short grain direction	No cost	Specify with short grain direction.
	Mobility		
	• Mobile – 4 standard casters	No cost	Specify with 4 standard casters and select caster type.
	• Mobile – 4 soft casters	+\$152	Specify with 4 soft casters and select caster type and soft caster finish.
	Caster Type		
	• Two locking casters and two non-locking casters	No cost	Specify with two locking casters and two non-locking casters.
	• Four locking casters	No cost	Specify with four locking casters.
	Modesty Panel		
	• 36"W	+\$504	Specify with 36"W modesty panel.
	• 42"W	+\$533	Specify with 42"W modesty panel.
	• 48"W	+\$573	Specify with 48"W modesty panel.
	• 60"W	+\$616	Specify with 60"W modesty panel.
	• 66"W	+\$626	Specify with 66"W modesty panel.
	• 72"W	+\$648	Specify with 72"W modesty panel.
	• 84"W	+\$688	Specify with 84"W modesty panel.
	Cable Manager		
	• No cable manager	No cost	Specify with no cable manager.
	• 19" vertical cable manager	+\$ 78	Specify with 19" vertical cable manager.
	• 24"/30" vertical cable manager	+\$115	Specify with 24"/30" vertical cable manager.
	• Horizontal cable manager	+\$418	Specify with horizontal cable manager.
	• Vertical and horizontal cable managers	+\$455	Specify with vertical and horizontal cable manager.
	Power Access		
	• No power access	No cost	Specify with no power access.
	• Flush power	+\$420	Specify with flush power and select color number.
	• Pop-up power	+\$442	Specify with pop-up power and select color number.
	• Grommet	+\$115	Specify with grommet only.
	Power Position		
	• Center	No cost	Specify with center position.
	• Left and right	No cost	Specify with left and right power position.
	Power Configuration		
	For Flush Power		
	• Two power, one data	No cost	Specify with two power, one data.
	• Three power	+\$ 5	Specify with three power.
	• Two power, one USB A+C	+\$203	Specify with two power, one USB A+C.
	• One power, one USB-C 100W	+\$382	Specify with one power, one USB-C 100W.
	For Pop-Up Power		
	• Two power, one data	No cost	Specify with two power, one data.
	• Three power	+\$ 5	Specify with three power.
	• Two power, one USB A+C	+\$203	Specify with two power, one USB A+C.
	• One power, one USB-C 100W	+\$382	Specify with one power, one USB-C 100W.

Tip: Short grain can only be applied to tops less than 60"W.

Tip: Grain direction is only available when veneer is specified.

Tip: Soft casters are recommended for use on hard floors.

Tip: Horizontal cable managers are not available on 19"D tables.

Tip: Horizontal cable managers on 24"D tables with pop-up power selected will have interference with the power unit.

Tip: Pop-up power is not available on 19"D flip-top tables.

Tip: Left and right available on tables 72"W and greater.

Tip: When left and right is specified, cost of power configuration will double.

Tip: When USB A+C is specified, there are two USB ports. When USB-C is specified, there is one USB port.

► Options, continued on next page

**For Canadian Pricing**

Multiply U.S. Price by the Canadian price factor.

► See page 1 for details.

Rectangle Flip-Top Training Tables, continued

► Options, continued from previous page

Tip: An infeed is required when modular power is selected and is ordered separately.

Tip: When modular power is selected, a flush or pop-up power unit is required.

Tip: Ganging is required when modular power is selected.

	Options	U.S. Price	Required to Specify
Power Type	• No modular power	No cost	Specify with no modular power.
	For 36"W to 84"W Tables		
	• Center modular power (36"W–60"W)	+\$107	Specify with center modular power.
	• Center modular power (60 1/16"W–84"W)	+\$244	Specify with center modular power.
Power Plug Type	For 72"W to 84"W Tables Only		
	• Left and right modular power	+\$214	Specify with left and right modular power.
Power Plug Type	• Standard NEMA 3-prong	No cost	Specify with standard NEMA 3-prong.
	• Low profile plug	+\$ 43	Specify with thread low profile plug.
Ganging	• No ganging	No cost	Specify with no ganging.
	• Ganging	+\$115	Specify with ganging.

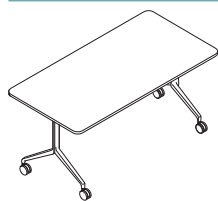


For Canadian Pricing

Multiply U.S. Price by the Canadian price factor.

► See page 1 for details.

Specification Information



Style Number	Depth	Modular Parametric	U.S. Base Prices						
			Widths						
			36"W	42"W	48"W	60"W	66"W	72"W	84"W
			36"W –	42"W –	48"W –	60"W –	66"W –	72"W –	84"W
			41 ¹⁵ / ₁₆ "W	47 ¹⁵ / ₁₆ "W	59 ¹⁵ / ₁₆ "W	65 ¹⁵ / ₁₆ "W	71 ¹⁵ / ₁₆ "W	83 ¹⁵ / ₁₆ "W	

Laminate

Style Number	Depth	Modular Parametric	36"W	42"W	48"W	60"W	66"W	72"W	84"W
TS4FLIP2	19"	N.A.	N.A.	\$1962	\$2001	\$2038	\$2073	\$2287	
	24"		\$1955	\$1980	\$1980	\$2026	\$2073	\$2113	\$2347
	30"		\$2021	\$2021	\$2021	\$2086	\$2137	\$2190	\$2440

Composite Veneer

Style Number	Depth	Modular Parametric	36"W	42"W	48"W	60"W	66"W	72"W	84"W
TS4FLIP2	19"	N.A.	N.A.	\$3086	\$3148	\$3205	\$3261	\$3599	
	24"		\$3072	\$3116	\$3116	\$3189	\$3261	\$3326	\$3692
	30"		\$3180	\$3180	\$3180	\$3283	\$3362	\$3443	\$3837

Veneer

Style Number	Depth	Modular Parametric	36"W	42"W	48"W	60"W	66"W	72"W	84"W
TS4FLIP2	19"	N.A.	N.A.	\$3198	\$3263	\$3322	\$3380	\$3730	
	24"		\$3184	\$3230	\$3230	\$3305	\$3380	\$3448	\$3827
	30"		\$3296	\$3296	\$3296	\$3404	\$3484	\$3569	\$3976

Tip: The 19"D legs are different and do not nest with 24"D or 30"D legs.

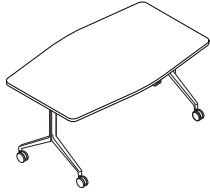


For Canadian Pricing

Multiply U.S. Price by the Canadian price factor.

▶ See page 1 for details.

Team Flip-Top Training Tables



► Need help? Product details, page 360

Standard Includes

- Table: 1"- thick top, Low-Pressure or High-Pressure Laminate price group 1 or wood group 1 veneer
- 3 mm radius profile edge: plastic
- Cast legs with 4 standard casters: paint group 1
- Reinforcing channel
- Underside color scheme: light or dark

Required to Specify

- 1 Style number
 - 2 Size option (see below under Required Selections)
 - 3 Table size (see below under Required Selections)
 - 4 Low-Pressure or High-Pressure Laminate or veneer color number for table
 - 5 Plastic edge band color number for table, if selected
 - 6 Paint color number for legs
 - 7 Underside color scheme
 - 8 Options, if selected (see below)
- See *Surface Materials*, page 422.

	Required Selections	U.S. Price	Required to Specify
Size Option	<ul style="list-style-type: none"> • Modular • Parametric 	No cost No cost	Specify <i>with modular</i> . Specify <i>with parametric</i> .

Table Size	<ul style="list-style-type: none"> • Depth 	Prices at right	Specify depth.
-------------------	---	-----------------	----------------

	Options	U.S. Price	Required to Specify
Surface Materials	<ul style="list-style-type: none"> • High-Pressure Laminate price group 2 		
	– 60"W	+\$ 36	Specify laminate color number.
	– 66"W	+\$ 36	Specify laminate color number.
	– 72"W	+\$ 36	Specify laminate color number.
	– 84"W	+\$ 44	Specify laminate color number.
	• High-Pressure Laminate price group 3		
	– 60"W	+\$ 69	Specify laminate color number.
	– 66"W	+\$ 69	Specify laminate color number.
	– 72"W	+\$ 69	Specify laminate color number.
	– 84"W	+\$ 89	Specify laminate color number.
	• Open Line laminate	+\$111 plus cost of laminate	► See <i>Surface Materials Reference Manual</i> .

Composite Veneer

• Composite veneer group 1	Prices at right	Specify composite veneer color number.
• Composite veneer group 2	+\$108	Specify composite veneer color number.

Wood Veneer

• Wood group 1	Prices at right	Specify wood color number.
• Wood group 2	+\$118	Specify wood color number.
• Wood group 3	+\$416	Specify wood color number.
• Customiz stain	No cost	Specify <i>with customiz stain</i> .
• Full-fill finish on wood group 1	+\$118	► See <i>Surface Materials Reference Manual</i> .

Legs

• Paint price group 1	No cost	Specify paint color number.
• Paint price group 2	+\$ 69	Specify paint color number.
• Paint price group 3	+\$113	Specify paint color number.

Underside Color Scheme

• Light	No cost	Specify <i>with light</i> .
• Dark	No cost	Specify <i>with dark</i> .

Pop-Up Power

• Paint price group 1	No cost	Specify paint color number.
• Paint price group 2	+\$ 69	Specify paint color number.

Soft Caster Finish

• Light	No cost	Specify <i>with light soft caster finish</i> .
• Dark	No cost	Specify <i>with dark soft caster finish</i> .

► Options, continued on next page

Tip: Veneer worksurfaces do not have a colored laminate underside. The underside color must still be specified for the support brackets and reinforcing channels.

Tip: Attaching monitor arms to freestanding tables with casters or glides is not recommended due to tipping hazards.

Tip: Clamp on power units and monitor arms are not allowed on flip-top tables.



For Canadian Pricing

Multiply U.S. Price by the Canadian price factor.

► See page 1 for details.

► Options, continued from previous page

	Options	U.S. Price	Required to Specify
Grain Direction	• No grain direction	No cost	Specify with no grain direction.
	• Long grain direction	No cost	Specify with long grain direction.
Mobility	• Mobile – 4 standard casters	No cost	Specify with 4 standard casters and select caster type.
	• Mobile – 4 soft casters	+\$152	Specify with 4 soft casters and select caster type and soft caster finish.
Caster Type	• Two locking casters and two non-locking casters	No cost	Specify with two locking casters and two non-locking casters.
	• Four locking casters	No cost	Specify with four locking casters.
Cable Manager	• No cable manager	No cost	Specify with no cable manager.
	• Vertical cable manager	+\$115	Specify with vertical cable manager.
	• Horizontal cable manager	+\$418	Specify with horizontal cable manager.
	• Vertical and horizontal cable managers	+\$455	Specify with vertical and horizontal cable managers.
Power Access	• No power access	No cost	Specify with no power access.
	• Flush power	+\$420	Specify with flush power and select color number.
	• Pop-up power	+\$442	Specify with pop-up power and select color number.
Power Position	• Center	No cost	Specify with center position.
	• Left and right	No cost	Specify with left and right power position.
Power Configuration	For Flush Power		
	• Two power, one data	No cost	Specify with two power, one data.
	• Three power	+\$ 5	Specify with three power.
	• Two power, one USB A+C	+\$203	Specify with two power, one USB A+C.
	• One power, one USB-C 100W	+\$382	Specify with one power, one USB-C 100W.
	For Pop-Up Power		
	• Two power, one data	No cost	Specify with two power, one data.
	• Three power	+\$ 5	Specify with three power.
	• Two power, one USB A+C	+\$203	Specify with two power, one USB A+C.
	• One power, one USB-C 100W	+\$382	Specify with one power, one USB-C 100W.
Power Type	• No modular power	No cost	Specify with no modular power.
	For 60"W to 84"W Tables		
	• Center modular power (60"W)	+\$107	Specify with center modular power.
	• Center modular power (60½"W–84"W)	+\$244	Specify with center modular power.
	For 72"W to 84"W Tables Only		
	• Left and right modular power	+\$214	Specify with left and right modular power.
Power Plug Type	• Standard NEMA 3-prong	No cost	Specify with standard NEMA 3-prong.
	• Low profile plug	+\$ 43	Specify with thread low profile plug.
Ganging	• No ganging	No cost	Specify with no ganging.
	• Ganging	+\$115	Specify with ganging.

► Specification Information, on next page

Tip: Grain direction is only available when veneer is specified.

Tip: Soft casters are recommended for use on hard floors.

Tip: Left and right available on tables 72"W and greater.

Tip: When left and right is specified, cost of power configuration will double.

Tip: When USB A+C is specified, there are two USB ports. When USB-C is specified, there is one USB port.

Tip: An infeed is required when modular power is selected and is ordered separately.

Tip: When modular power is selected, a flush or pop-up power unit is required.

Tip: Ganging is required when modular power is selected.

**For Canadian Pricing**

Multiply U.S. Price by the Canadian price factor.

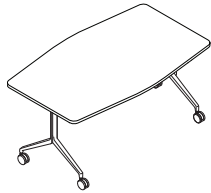
► See page 1 for details.

Team Flip-Top Training Tables, continued

► Options, on previous page

Specification Information

Style Number	Depth	Modular Parametric	U.S. Base Prices			
			Widths			
			60"W	66"W	72"W	84"W
			60"W –	66"W –	72"W –	84"W
			65 ¹⁵ / ₁₆ "W	71 ¹⁵ / ₁₆ "W	83 ¹⁵ / ₁₆ "W	



Laminate

TS4FLIPTM	36"		\$2219	\$2276	\$2336	\$2498
------------------	-----	--	--------	--------	--------	--------

Composite Veneer

TS4FLIPTM	36"		\$3492	\$3582	\$3675	\$3929
------------------	-----	--	--------	--------	--------	--------

Veneer

TS4FLIPTM	36"		\$3620	\$3713	\$3809	\$4072
------------------	-----	--	--------	--------	--------	--------



For Canadian Pricing

Multiply U.S. Price by the Canadian price factor.

► See page 1 for details.



► Options, continued from previous page

	Options	U.S. Price	Required to Specify
Surface Materials, continued	Modesty Panel		
	• Fabric price group 1	No cost	Specify fabric color number.
	• Fabric price group 2	+\$ 53	Specify fabric color number.
	• Fabric price group 3	+\$142	Specify fabric color number.
Grain Direction	• No grain direction	No cost	Specify with no grain direction.
	• Long grain direction	No cost	Specify with long grain direction.
	• Short grain direction	No cost	Specify with short grain direction.
Mobility	• Mobile – 4 standard casters	No cost	Specify with 4 standard casters and select caster type.
	• Mobile – 4 soft casters	+\$152	Specify with 4 soft casters and select caster type and soft caster finish.
	• Static – 4 glides	+\$152	Specify with 4 static glides and select glide type.
Caster Type	• Two locking casters and two non-locking casters	No cost	Specify with two locking casters and two non-locking casters.
	• Four locking casters	No cost	Specify with four locking casters.
Modesty Panel	• 36"W	+\$504	Specify with 36"W modesty panel.
	• 42"W	+\$533	Specify with 42"W modesty panel.
	• 48"W	+\$573	Specify with 48"W modesty panel.
	• 60"W	+\$616	Specify with 60"W modesty panel.
	• 66"W	+\$626	Specify with 66"W modesty panel.
	• 72"W	+\$648	Specify with 72"W modesty panel.
Cable Manager	• 84"W	+\$688	Specify with 84"W modesty panel.
	• No cable manager	No cost	Specify with no cable manager.
	• 19" vertical cable manager	+\$ 78	Specify with 19" vertical cable manager.
	• 24"/30" vertical cable manager	+\$115	Specify with 24"/30" vertical cable manager.
	• Horizontal cable manager	+\$418	Specify with horizontal cable manager.
Power Access	• Vertical and horizontal cable managers	+\$455	Specify with vertical and horizontal cable manager.
	• No power access	No cost	Specify with no power access.
	• Flush power	+\$420	Specify with flush power and select color number.
	• Pop-up power	+\$435	Specify with pop-up power and select color number.
	• Grommet	+\$115	Specify with grommet only.
Power Position	• Center	No cost	Specify with center position.
	• Left and right	No cost	Specify with left and right power position.
Power Configuration	For Flush Power		
	• Two power, one data	No cost	Specify with two power, one data.
	• Three power	+\$ 5	Specify with three power.
	• Two power, one USB A+C	+\$203	Specify with two power, one USB A+C.
	• One power, one USB-C 100W	+\$382	Specify with one power, one USB-C 100W.
	For Pop-Up Power		
• Two power, one data	No cost	Specify with two power, one data.	
• Three power	+\$ 5	Specify with three power.	
• Two power, one USB A+C	+\$203	Specify with two power, one USB A+C.	
• One power, one USB-C 100W	+\$382	Specify with one power, one USB-C 100W.	

► Options, continued on next page

Tip: Grain direction is only available when veneer is specified.

Tip: Short grain can only be applied to tops less than 60"W.

Tip: Soft casters are recommended for use on hard floors.

Tip: If a modesty panel is ordered with a clamp mount desktop device, the cords of the horizontal cable managers are not available on the bottom of the desktop device and will be on the outside of the modesty panel.
Tip: Horizontal cable managers on 24"D tables with pop-up power selected will have interference with the power unit.

Tip: Pop-up power is not available on 19"D tables.

Tip: Left and right available on tables 72"W and greater.

Tip: When left and right is specified, cost of power configuration will double.

Tip: When USB A+C is specified, there are two USB ports. When USB-C is specified, there is one USB port.

**For Canadian Pricing**

Multiply U.S. Price by the Canadian price factor.

► See page 1 for details.

Rectangle Non-Flip Training Tables, continued

► Options, continued from previous page

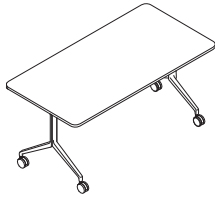
Tip: An infeed is required when modular power is selected and is ordered separately.

Tip: When modular power is selected, a flush or pop-up power unit is required.

Tip: Ganging is required when modular power is selected.

Options	U.S. Price	Required to Specify
Power Type		
• No modular power	No cost	Specify with no modular power.
For 36"W to 84"W Tables		
• Center modular power (36"W–60"W)	+\$107	Specify with center modular power.
• Center modular power (60 ¹ / ₁₆ "W–84"W)	+\$244	Specify with center modular power.
For 72"W to 84"W Tables Only		
• Left and right modular power	+\$214	Specify with left and right modular power.
Power Plug Type		
• Standard NEMA 3-prong	No cost	Specify with standard NEMA 3-prong.
• Low profile plug	+\$ 43	Specify with thread low profile plug.
Ganging		
• No ganging	No cost	Specify with no ganging.
• Ganging	+\$115	Specify with ganging.

Specification Information



Style Number	Depth	Modular Parametric	U.S. Base Prices						
			Widths						
			36"W	42"W	48"W	60"W	66"W	72"W	84"W
			36"W –	42"W –	48"W –	60"W –	66"W –	72"W –	84"W
			41 ¹⁵ / ₁₆ "W	47 ¹⁵ / ₁₆ "W	59 ¹⁵ / ₁₆ "W	65 ¹⁵ / ₁₆ "W	71 ¹⁵ / ₁₆ "W	83 ¹⁵ / ₁₆ "W	

Laminate

Style Number	Depth	Modular Parametric	36"W	42"W	48"W	60"W	66"W	72"W	84"W
TS4NFLIP	19"	N.A.	N.A.	\$1553	\$1584	\$1613	\$1637	\$1813	
	24"	\$1544	\$1567	\$1567	\$1605	\$1637	\$1675	\$1858	
	30"	\$1601	\$1601	\$1601	\$1650	\$1691	\$1734	\$1934	

Composite Veneer

Style Number	Depth	Modular Parametric	36"W	42"W	48"W	60"W	66"W	72"W	84"W
TS4NFLIP	19"	N.A.	N.A.	\$2453	\$2502	\$2546	\$2585	\$2862	
	24"	\$2438	\$2474	\$2474	\$2534	\$2585	\$2645	\$2935	
	30"	\$2528	\$2528	\$2528	\$2607	\$2670	\$2736	\$3050	

Veneer

Style Number	Depth	Modular Parametric	36"W	42"W	48"W	60"W	66"W	72"W	84"W
TS4NFLIP	19"	N.A.	N.A.	\$2543	\$2594	\$2638	\$2680	\$2966	
	24"	\$2527	\$2565	\$2565	\$2627	\$2680	\$2742	\$3043	
	30"	\$2621	\$2621	\$2621	\$2703	\$2768	\$2836	\$3162	

Tip: The 19"D legs are different and do not nest with 24"D or 30"D legs.



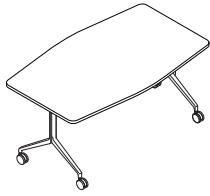
For Canadian Pricing

Multiply U.S. Price by the Canadian price factor.

► See page 1 for details.



Team Non-Flip Training Tables



► Need help? Product details, page 364

Standard Includes

- Table: 1"- thick top, Low-Pressure or High-Pressure Laminate price group 1 or wood group 1 veneer
- 3 mm radius profile edge: plastic
- Cast legs with 4 standard casters: paint group 1
- Reinforcing channel
- Underside color scheme: light or dark

Required to Specify

- 1 Style number
 - 2 Size option (see below under Required Selections)
 - 3 Table size (see below under Required Selections)
 - 4 Low-Pressure or High-Pressure Laminate or Veneer color number for table
 - 5 Plastic edge band color number for table, if selected
 - 6 Paint color number for legs
 - 7 Underside color scheme
 - 8 Options, if selected (see below)
- See *Surface Materials*, page 422.

	Required Selections	U.S. Price	Required to Specify
Size Option	<ul style="list-style-type: none"> • Modular • Parametric 	No cost No cost	Specify <i>with modular</i> . Specify <i>with parametric</i> .

Table Size	<ul style="list-style-type: none"> • Width 	Prices at right	Specify width.
-------------------	---	-----------------	----------------

	Options	U.S. Price	Required to Specify
Surface Materials	<ul style="list-style-type: none"> • High-Pressure Laminate price group 2 		
	– 60"W	+\$ 36	Specify laminate color number.
	– 66"W	+\$ 36	Specify laminate color number.
	– 72"W	+\$ 36	Specify laminate color number.
	– 84"W	+\$ 44	Specify laminate color number.
	<ul style="list-style-type: none"> • High-Pressure Laminate price group 3 		
	– 60"W	+\$ 69	Specify laminate color number.
	– 66"W	+\$ 69	Specify laminate color number.
	– 72"W	+\$ 69	Specify laminate color number.
	– 84"W	+\$ 89	Specify laminate color number.
	<ul style="list-style-type: none"> • Open Line laminate 	+\$111 plus cost of laminate	► See <i>Surface Materials Reference Manual</i> .

Composite Veneer

• Composite veneer group 1	Prices at right	Specify composite veneer color number.
• Composite veneer group 2	+\$108	Specify composite veneer color number.

Wood Veneer

• Wood group 1	Prices at right	Specify wood color number.
• Wood group 2	+\$118	Specify wood color number.
• Wood group 3	+\$416	Specify wood color number.
• Customiz stain	No cost	Specify <i>with customiz stain</i> .
• Full-fill finish on wood group 1	+\$118	► See <i>Surface Materials Reference Manual</i> .

Legs

• Paint price group 1	No cost	Specify paint color number.
• Paint price group 2	+\$ 69	Specify paint color number.
• Paint price group 3	+\$113	Specify paint color number.

Underside Color Scheme

• Light	No cost	Specify <i>with light</i> .
• Dark	No cost	Specify <i>with dark</i> .

Pop-Up Power

• Paint price group 1	No cost	Specify paint color number.
• Paint price group 2	+\$ 69	Specify paint color number.

Soft Caster Finish

• Light	No cost	Specify <i>with light soft caster finish</i> .
• Dark	No cost	Specify <i>with dark soft caster finish</i> .

► Options, continued on next page

Tip: Veneer worksurfaces do not have a colored laminate underside. The underside color must still be specified for the support brackets and reinforcing channels.

Tip: Attaching monitor arms to freestanding tables with casters or glides is not recommended due to tipping hazards.



For Canadian Pricing

Multiply U.S. Price by the Canadian price factor.

► See page 1 for details.

► Options, continued from previous page

	Options	U.S. Price	Required to Specify
Grain Direction	• No grain direction	No cost	Specify with no grain direction.
	• Long grain direction	No cost	Specify with long grain direction..
Mobility	• Mobile – 4 standard casters	No cost	Specify with 4 standard casters and select caster type.
	• Mobile – 4 soft casters	+\$152	Specify with 4 soft casters and select caster type and soft caster finish.
	• Static – 4 static glides	+\$152	Specify with 4 static glides and select cast leg glides.
Caster Type	• Two locking casters and two non-locking casters	No cost	Specify with two locking casters and two non-locking casters.
	• Four locking casters	No cost	Specify with four locking casters.
Cable Manager	• No cable manager	No cost	Specify with no cable manager.
	• Vertical cable manager	+\$115	Specify with vertical cable manager.
	• Horizontal cable manager	+\$418	Specify with horizontal cable manager.
	• Vertical and horizontal cable managers	+\$455	Specify with vertical and horizontal cable manager.
Power Access	• No power access	No cost	Specify with no power access.
	• Flush power	+\$420	Specify with flush power and select color number.
	• Pop-up power	+\$442	Specify with pop-up power and select color number.
	• Grommet	+\$115	Specify with grommet only.
Power Position	• Center	No cost	Specify with center position.
	• Left and right	No cost	Specify with left and right power position.
Power Configuration	For Flush Power		
	• Two power, one data	No cost	Specify with two power, one data.
	• Three power	+\$ 5	Specify with three power.
	• Two power, one USB A+C	+\$203	Specify with two power, one USB A+C.
	• One power, one USB-C 100W	+\$382	Specify with one power, one USB-C 100W.
	For Pop-Up Power		
	• Two power, one data	No cost	Specify with two power, one data.
	• Three power	+\$ 5	Specify with three power.
	• Two power, one USB A+C	+\$203	Specify with two power, one USB A+C.
	• One power, one USB-C 100W	+\$382	Specify with one power, one USB-C 100W.
Power Type	• No modular power	No cost	Specify with no modular power.
	For 60"W to 84"W Tables		
	• Center modular power (60"W)	+\$107	Specify with center modular power.
	• Center modular power (60½"W–84"W)	+\$244	Specify with center modular power.
	For 72"W to 84"W Tables Only		
• Left and right modular power	+\$214	Specify with left and right modular power.	
Power Plug Type	• Standard NEMA 3-prong	No cost	Specify with standard NEMA 3-prong.
	• Low Profile plug	+\$ 43	Specify with thread low profile plug.
Ganging	• No ganging	No cost	Specify with no ganging.
	• Ganging	+\$115	Specify with ganging.

► Specification Information, on next page

Tip: Grain direction is only available when veneer is specified.

Tip: Soft casters are recommended for use on hard floors.

Tip: Left and right available on tables 72"W and greater.

Tip: When left and right is specified, cost of power configuration will double.

Tip: When USB A+C is specified, there are two USB ports. When USB-C is specified, there is one USB port.

Tip: An infeed is required when modular power is selected and is ordered separately.

Tip: When modular power is selected, a flush or pop-up power unit is required.

Tip: Ganging is required when modular power is selected.

**For Canadian Pricing**

Multiply U.S. Price by the Canadian price factor.

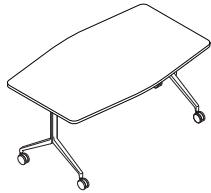
► See page 1 for details.

Team Non-Flip Training Tables, continued

► Options, on previous page

Specification Information

Style Number	Depth	Modular Parametric	U.S. Base Prices			
			Widths			
			60"W	66"W	72"W	84"W
			60"W –	66"W –	72"W –	84"W
			65 ¹⁵ / ₁₆ "W	71 ¹⁵ / ₁₆ "W	83 ¹⁵ / ₁₆ "W	



Laminate

TS4NFLIPTM	36"		\$1758	\$1804	\$1851	\$1977
-------------------	-----	--	--------	--------	--------	--------

Composite Veneer

TS4NFLIPTM	36"		\$2777	\$2847	\$2925	\$3122
-------------------	-----	--	--------	--------	--------	--------

Veneer

TS4NFLIPTM	36"		\$2879	\$2952	\$3033	\$3237
-------------------	-----	--	--------	--------	--------	--------



For Canadian Pricing

Multiply U.S. Price by the Canadian price factor.

► See page 1 for details.



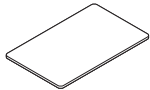
Table Tops

Rectangular, Half-Round, Trapezoid, 90° Corner Bridges

Tip: Standard worksurfaces are 1 1/8" thick. However, the actual thickness between Low-Pressure Laminate (LPL) and High-Pressure Laminate (HPL) worksurfaces is slightly different. It is recommended that only worksurfaces of the same type are specified in a given application. In addition, there may be sheen or texture differences when using LPL and HPL in adjacent applications. Please use caution when mixing and matching different worksurface types.

For laminate group 2 and 3 pricing, please refer to the electronic catalog or SmartTools.

Tip: Reinforcing channel (TSATRC39, TSATRC48, TSATRC57, or TSATRC72), ordered separately, must be used with tops 60"W and larger.
 ▶ See page 414, Supports.
 ▶ See page 376 for Groupwork Table Reinforcing Channel Requirement Matrix.



Tip: To ensure proper leg usage, consult the groupwork table top, leg, and base combination section of the specification guide.
 ▶ See page 382.



For Canadian Pricing
 Multiply U.S. Price by the Canadian price factor.
 ▶ See page 1 for details.

Standard Includes	Required to Specify
-------------------	---------------------

- | | |
|--|--|
| ▶ Need help?
Product details,
page 374 | <ul style="list-style-type: none"> • 1 1/8"-thick top: Low-Pressure Laminate or High-Pressure Laminate price group 1 • 3 mm radius profile edge: plastic |
|--|--|

- | |
|--|
| 1 Style number |
| 2 Low-Pressure Laminate or High-Pressure Laminate color number for top, as appropriate |
| 3 Plastic edge band color number for top |
| 4 Options, if selected (see below) |
| ▶ See <i>Surface Materials</i> , page 422. |

Options	U.S. Price	Required to Specify
---------	------------	---------------------

Surface Materials	High-Pressure Laminate worksurfaces <ul style="list-style-type: none"> • Laminate price group 2 • Laminate price group 3 • Open Line laminate 	See information at left See information at left +\$111 plus cost of laminate
Related Products	<ul style="list-style-type: none"> • Groupwork table legs • Groupwork table bases • Modesty panels • Wire management trough • Reinforcing channel 	Specify laminate color number. Specify laminate color number. ▶ See <i>Surface Materials Reference Manual</i> .

- ▶ Page 408
- ▶ Page 410
- ▶ Page 411
- ▶ Page 412
- ▶ Page 415

Specification Information

Dimensions		Style	U.S.	Style	U.S.
D	W	Number	Price	Number	Base
		LPL		HPL	Price

Rectangular Tops

18"	48"	TS4TLR1848	\$310	TS4THR1848	\$362
18"	60"	TS4TLR1860	\$422	TS4THR1860	\$505
18"	66"	TS4TLR1866	\$472	TS4THR1866	\$515
18"	72"	TS4TLR1872	\$500	TS4THR1872	\$543
18"	84"	TS4TLR1884	\$590	TS4THR1884	\$736
24"	36"	TS4TLR2436	\$273	TS4THR2436	\$299
24"	42"	TS4TLR2442	\$302	TS4THR2442	\$320
24"	48"	TS4TLR2448	\$342	TS4THR2448	\$392
24"	60"	TS4TLR2460	\$459	TS4THR2460	\$506
24"	66"	TS4TLR2466	\$500	TS4THR2466	\$537
24"	72"	TS4TLR2472	\$535	TS4THR2472	\$547
24"	84"	TS4TLR2484	\$644	TS4THR2484	\$814
30"	36"	TS4TLR3036	\$338	TS4THR3036	\$421
30"	42"	TS4TLR3042	\$368	TS4THR3042	\$437
30"	48"	TS4TLR3048	\$401	TS4THR3048	\$495
30"	60"	TS4TLR3060	\$549	TS4THR3060	\$561
30"	66"	TS4TLR3066	\$579	TS4THR3066	\$616
30"	72"	TS4TLR3072	\$626	TS4THR3072	\$679

▶ **Specification Information, continued on next page**

► Specification Information, continued from previous page

Specification Information

Dimensions		Style Number LPL	U.S. Price	Style Number HPL	U.S. Base Price
D	W				

Half-Round Tops

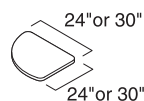
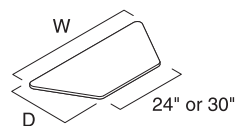
18"	36"	TS4TLN1836	\$399	TS4THN1836	\$462
24"	48"	TS4TLN2448	\$559	TS4THN2448	\$591
30"	60"	TS4TLN3060	\$713	TS4THN3060	\$753
:	:	:	:	:	:

Trapezoid Tops

21 ³ / ₈ "	48"	TS4TLG2448	\$500	TS4THG2448	\$578
26 ¹ / ₂ "	60"	TS4TLG3060	\$720	TS4THG3060	\$831
:	:	:	:	:	:

90° Corner Bridges

24"	24"	TS4TLL2424	\$333	TS4THL2424	\$386
30"	30"	TS4TLL3030	\$388	TS4THL3030	\$449
:	:	:	:	:	:

**For Canadian Pricing**

Multiply U.S. Price by the Canadian price factor.

► See page 1 for details.

Table Tops

Round, Square, and Oval

Tip: Standard worksurfaces are 1 1/8" thick. However, the actual thickness between Low-Pressure Laminate (LPL) and High-Pressure Laminate (HPL) worksurfaces is slightly different. It is recommended that only worksurfaces of the same type are specified in a given application. In addition, there may be sheen or texture differences when using LPL and HPL in adjacent applications. Please use caution when mixing and matching different worksurface types.

For laminate group 2 and 3 pricing, please refer to the electronic catalog or SmartTools.



Standard Includes		Required to Specify
<ul style="list-style-type: none"> ▶ Need help? Product details, page 374 	<ul style="list-style-type: none"> • Top: 1 1/8"-thick: Low-Pressure Laminate or High-Pressure Laminate price group 1, if selected • Top: 1 3/8"-thick (Suffix T): Low-Pressure Laminate or High-Pressure Laminate price group 1, if selected • 3 mm radius profile edge: plastic 	<ol style="list-style-type: none"> 1 Style number 2 Low-Pressure Laminate or High-Pressure Laminate color number for top, as appropriate 3 Plastic edge band color number for top 4 Options, if selected (see below) <p>▶ See <i>Surface Materials</i>, page 422.</p>

Options	U.S. Price	Required to Specify
Surface Materials <ul style="list-style-type: none"> • High-Pressure Laminate worksurfaces • Laminate price group 2 • Laminate price group 3 • Open Line laminate 	<ul style="list-style-type: none"> • See information at left • See information at left +\$111 plus cost of laminate 	<ul style="list-style-type: none"> • Specify laminate color number. • Specify laminate color number. ▶ See <i>Surface Materials Reference Manual</i>.
Related Products <ul style="list-style-type: none"> • Groupwork table legs • Groupwork table bases • Modesty panels • Wire management trough 		<ul style="list-style-type: none"> ▶ Page 408 ▶ Page 410 ▶ Page 411 ▶ Page 412

Specification Information				
Dimensions D W	Style Number LPL	U.S. Price	Style Number HPL	U.S. Base Price

Round Tops

1 1/8"-thick top

24"	24"	TS4TLDR24	\$310	TS4THDR24	\$360
30"	30"	TS4TLDR30	\$401	TS4THDR30	\$464
36"	36"	TS4TLDR36	\$486	TS4THDR36	\$564
42"	42"	TS4TLDR42	\$559	TS4THDR42	\$643
48"	48"	TS4TLDR48	\$622	TS4THDR48	\$715

1 3/8"-thick top ❏10/26

24"	24"	TS4TLDR24T	\$469	TS4THDR24T	\$539
30"	30"	TS4TLDR30T	\$560	TS4THDR30T	\$644
36"	36"	TS4TLDR36T	\$645	TS4THDR36T	\$740
42"	42"	TS4TLDR42T	\$718	TS4THDR42T	\$829
48"	48"	TS4TLDR48T	\$781	TS4THDR48T	\$898

▶ **Specification Information, continued on next page**



For Canadian Pricing
 Multiply U.S. Price by the Canadian price factor.
 ▶ See page 1 for details.

❏10/26 = Last order entry
 October 18, 2026

► Specification Information, continued from previous page

Specification Information

Dimensions		Style Number LPL	U.S. Price	Style Number HPL	U.S. Base Price
D	W				

Square Tops

1 1/8"-thick top

24"	24"	TS4TLR2424	\$310	TS4THR2424	\$426
30"	30"	TS4TLR3030	\$401	TS4THR3030	\$440
36"	36"	TS4TLR3636	\$487	TS4THR3636	\$565
42"	42"	TS4TLR4242	\$559	TS4THR4242	\$643
48"	48"	TS4TLR4848	\$622	TS4THR4848	\$715

1 3/8"-thick top X10/26

24"	24"	TS4TLR2424T	\$469	TS4THR2424T	\$539
30"	30"	TS4TLR3030T	\$560	TS4THR3030T	\$644
36"	36"	TS4TLR3636T	\$646	TS4THR3636T	\$741
42"	42"	TS4TLR4242T	\$718	TS4THR4242T	\$829
48"	48"	TS4TLR4848T	\$781	TS4THR4848T	\$898

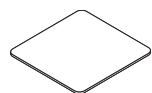
Oval Top

1 1/8"-thick top

24"	48"	TS4TLDV2448	\$560	TS4THDV2448	\$644
-----	-----	--------------------	-------	--------------------	-------

1 3/8"-thick top X10/26

24"	48"	TS4TLDV244T	\$719	TS4THDV244T	\$830
-----	-----	--------------------	-------	--------------------	-------



For Canadian Pricing

Multiply U.S. Price by the Canadian price factor.

► See page 1 for details.

X10/26 = Last order entry
October 18, 2026

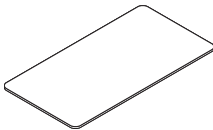
Conference Table Tops

Tip: Conference tops that are 120"W or wider ship in two pieces with quick-connect hardware and brackets.

Tip: Standard worksurfaces are 1 1/8" thick. However, the actual thickness between Low-Pressure Laminate (LPL) and High-Pressure Laminate (HPL) worksurfaces is slightly different. It is recommended that only worksurfaces of the same type are specified in a given application. In addition, there may be sheen or texture differences when using LPL and HPL in adjacent applications. Please use caution when mixing and matching different worksurface types.

For laminate group 2 and 3 pricing, please refer to the electronic catalog or SmartTools.

Tip: When ordered in HPL woodgrain laminates, two-piece tops will have matching grain patterns where the tops meet. When ordered in LPL woodgrain laminates, two-piece tops will not have matching grain patterns where the tops meet.



Standard Includes	Required to Specify
<ul style="list-style-type: none"> ▶ Need help? Product details, page 374 • Top: 1 1/8"-thick: Low-Pressure Laminate or High-Pressure Laminate price group 1, if selected • Top: 1 3/8"-thick (Suffix T): Low-Pressure Laminate or High-Pressure Laminate price group 1, if selected • 3 mm radius profile edge: plastic 	<ul style="list-style-type: none"> 1 Style number 2 Low-Pressure Laminate or High-Pressure Laminate color number for top, as appropriate 3 Plastic edge band color number for top 4 Options, if selected (see below) ▶ See <i>Surface Materials</i>, page 422.

Options	U.S. Price	Required to Specify
Surface Materials <ul style="list-style-type: none"> • High-Pressure Laminate worksurfaces • Laminate price group 2 • Laminate price group 3 • Open Line laminate 	<ul style="list-style-type: none"> See information at left See information at left +\$111 plus cost of laminate 	<ul style="list-style-type: none"> Specify laminate color number. Specify laminate color number. ▶ See <i>Surface Materials Reference Manual</i>.
Grommet <ul style="list-style-type: none"> • One black plastic grommet (96"W only) • Two black plastic grommets (120"W and 144"W only) 	<ul style="list-style-type: none"> +\$ 26 +\$ 53 	<ul style="list-style-type: none"> Specify <i>with one grommet</i>. Specify <i>with two grommet</i>.
Related Products <ul style="list-style-type: none"> • Groupwork table bases • Wire management trough 		<ul style="list-style-type: none"> ▶ Page 410 ▶ Page 412

Specification Information					
Dimensions	Style Number	U.S. Price	Style Number	U.S. Base Price	
D W	LPL		HPL		

Rectangular Conference Tops

1 1/8"-thick top					
48"	96"	TS4TLR4896	\$1056	TS4THR4896	\$1214
48"	120"	TS4TLR48120	\$1278	TS4THR48120	\$1471
48"	144"	TS4TLR48144	\$1444	TS4THR48144	\$1663
1 3/8"-thick top X10/26					
48"	96"	TS4TLR4896T	\$1215	TS4THR4896T	\$1398
48"	120"	TS4TLR4812T	\$1596	TS4THR4812T	\$1834
48"	144"	TS4TLR4814T	\$1762	TS4THR4814T	\$2028

▶ **Specification Information, continued on next page**



For Canadian Pricing
 Multiply U.S. Price by the Canadian price factor.
 ▶ See page 1 for details.

X10/26 = Last order entry
 October 18, 2026

► Specification Information, continued from previous page

Specification Information

Dimensions		Style Number LPL	U.S. Price	Style Number HPL	U.S. Base Price
D	W				

Groupwork



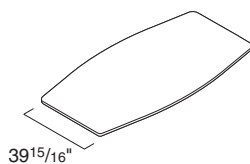
Racetrack Conference Tops

1 1/8"-thick top

48"	96"	TS4TLD4896	\$1108	TS4THD4896	\$1270
48"	120"	TS4TLD48120	\$1338	TS4THD48120	\$1540
48"	144"	TS4TLD48144	\$1499	TS4THD48144	\$1725

1 3/8"-thick top X10/26

48"	96"	TS4TLD4896T	\$1267	TS4THD4896T	\$1460
48"	120"	TS4TLD4812T	\$1656	TS4THD4812T	\$1906
48"	144"	TS4TLD4814T	\$1817	TS4THD4814T	\$2092



Boat-Shaped Conference Tops

1 1/8"-thick top

48"	96"	TS4TLB4896	\$1108	TS4THB4896	\$1270
48"	120"	TS4TLB48120	\$1338	TS4THB48120	\$1539
48"	144"	TS4TLB48144	\$1499	TS4THB48144	\$1725

1 3/8"-thick top X10/26

48"	96"	TS4TLB4896T	\$1267	TS4THB4896T	\$1460
48"	120"	TS4TLB4812T	\$1656	TS4THB4812T	\$1906
48"	144"	TS4TLB4814T	\$1817	TS4THB4814T	\$2092



Oval Conference Tops

1 1/8"-thick top

48"	96"	TS4TLDV4896	\$1108	TS4THDV4896	\$1270
-----	-----	--------------------	--------	--------------------	--------

1 3/8"-thick top X10/26

48"	96"	TS4TLDV489T	\$1267	TS4THDV489T	\$1460
-----	-----	--------------------	--------	--------------------	--------

 **For Canadian Pricing**
 Multiply U.S. Price by the Canadian price factor.
 ► See page 1 for details.

X10/26 = Last order entry
 October 18, 2026

Table Legs

Tip: Levelers are adjustable (lower height), but do not slide. To easily move tables, order tables with casters.

Tip: Attachment hardware is to be used with Currency, Kick, or Groupwork table tops only.

Standard Includes		Required to Specify
<ul style="list-style-type: none"> ▶ Need help? Product details, page 378 	<ul style="list-style-type: none"> • Table leg(s): paint price group 1 • Levelers on post and standing-height: black plastic only • Pin height adjustable leg(s) on standing-height only • Attachment hardware 	<ul style="list-style-type: none"> 1 Style number 2 Paint color number for leg(s) 3 Options, if selected (see below) ▶ See <i>Surface Materials</i>, page 422.

Options	U.S. Price	Required to Specify
Surface Materials Post or standing-height <ul style="list-style-type: none"> • Paint price group 1 • Paint price group 2 • Paint price group 3 	No cost +\$18 per leg +\$26 per leg	Specify paint color number. Specify paint color number. Specify paint color number.
Casters One post or standing-height <ul style="list-style-type: none"> • One locking caster 	+\$ 5	Specify <i>with caster</i> .
Four post or standing-height <ul style="list-style-type: none"> • Four casters (two locking and two non-locking) 	+\$21	Specify <i>with four casters</i> .
Related Products <ul style="list-style-type: none"> • Modesty panels • Table tops 		<ul style="list-style-type: none"> ▶ Page 411 ▶ Page 402

Specification Information

Height	Style Number	U.S. Base Price
...

One Post Leg

27 ³ / ₈ "	TS4L27PG	\$180
...

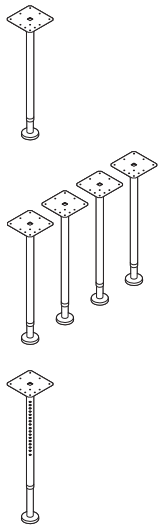
Package of Four Post Legs

27 ³ / ₈ "	TS4L27PG4	\$666
...

One Standing-Height Adjustable Post Leg

27 ³ / ₈ "–44 ⁷ / ₈ "	TS4LSHPG	\$318
...

▶ **Specification Information, continued on next page**



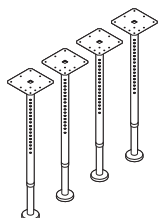
Tip: Translucent screens and slatwalls are not available on 18"D or 24"D height-adjustable tops, if standing-height adjustable post legs are selected.

Tip: Standing height-adjustable post leg is not available with 18"D tops.

► Specification Information, continued from previous page

Specification Information

Tip: Translucent screens and slatwalls are not available on 18"D fixed tops, if post legs are selected.



• Height	• Style Number	• U.S. Base Price
----------	----------------	-------------------

Package of Four Standing-Height Adjustable Post Legs

27 ³ / ₈ "-44"	TS4LSHPG4	\$1225
--------------------------------------	------------------	--------



For Canadian Pricing

Multiply U.S. Price by the Canadian price factor.

► See page 1 for details.

Table Bases

Tip: Attachment hardware is to be used with Currency, Kick, or Groupwork table tops only.

Standard Includes		Required to Specify
▶ Need help? Product details, page 380	<ul style="list-style-type: none"> • Base: paint price group 1 • Glides: black plastic only • Attachment hardware 	1 Style number 2 Paint color number for base 3 Options, if selected (see below) ▶ See <i>Surface Materials</i> , page 422.

Options	U.S. Price	Required to Specify
Surface Materials <ul style="list-style-type: none"> • Paint price group 1 • Paint price group 2 • Paint price group 3 	No cost +\$ 49 +\$113	Specify paint color number. Specify paint color number. Specify paint color number.

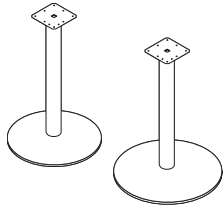
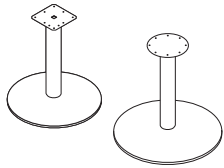
Specification Information				
Dimensions			Style	U.S.
Height	Diameter of Base	Diameter of Column	Number	Base Price

Round Table Bases

27 ³ / ₈ "	22"	3"	TS4TBASE22	\$ 535
27 ³ / ₈ "	28"	3"	TS4TBASE28	\$ 812
27 ³ / ₈ "	28"	5"	TS4TBASE285	\$1172

Café-Height Round Table Bases

41"	22"	3"	TS4TCAFE22	\$ 560
41"	28"	3"	TS4TCAFE28	\$ 831
41"	28"	5"	TS4TCAFE285	\$1217

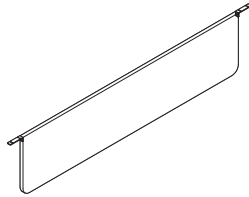


Tip: For heavy use applications, it is recommended to use the 28" diameter base with 5" diameter column for added rigidity.



For Canadian Pricing
 Multiply U.S. Price by the Canadian price factor.
 ▶ See page 1 for details.

Laminate Modesty Panels



For laminate group 2 and 3 pricing, please refer to the electronic catalog or SmartTools.

Tip: Laminate modesty panels are not available on Groupwork training tables.

Standard Includes		Required to Specify
<ul style="list-style-type: none"> Need help? Product details, page 375 Modesty panel: High-Pressure Laminate price group 1 Bracket: black paint only 	<ul style="list-style-type: none"> 1 Style number 2 High-Pressure Laminate color number for modesty panel 3 Options, if selected (see below) 	<ul style="list-style-type: none"> ▶ See <i>Surface Materials</i>, page 422.

Options	U.S. Price	Required to Specify
Surface Materials <ul style="list-style-type: none"> Laminate price group 2 Laminate price group 3 	See information at left See information at left	Specify laminate color number. Specify laminate color number.

Specification Information				
Dimensions		Corresponding Table Top Width	Style Number	U.S. Price
W	H			
25 ⁵ / ₈ "	9"	36"	TS4MH36	\$380
31 ⁵ / ₈ "	9"	42"	TS4MH42	\$398
37 ⁵ / ₈ "	9"	48"	TS4MH48	\$420
49 ⁵ / ₈ "	9"	60"	TS4MH60	\$463
55 ⁵ / ₈ "	9"	66"	TS4MH66	\$481
61 ⁵ / ₈ "	9"	72"	TS4MH72	\$497
73 ⁵ / ₈ "	9"	84"	TS4MH84	\$549
:	:	:	:	:



For Canadian Pricing
 Multiply U.S. Price by the Canadian price factor.
 ▶ See page 1 for details.

Fabric Modesty Panels



Tip: Fabric modesty panels are available for use on Groupwork tables with post legs or on Groupwork training tables.

Standard Includes		Required to Specify
-------------------	--	---------------------

- | | | |
|--|--|--|
| <ul style="list-style-type: none"> ▶ Need help? Product details, page 375 | <ul style="list-style-type: none"> • Modesty panel: fabric price group 1 • Attachment hardware | <ol style="list-style-type: none"> 1 Style number 2 Width (see below under Required Selections) 3 Fabric color number <ul style="list-style-type: none"> ▶ See <i>Surface Materials</i>, page 422. |
|--|--|--|

Required Selections	U.S. Price	Required to Specify
---------------------	------------	---------------------

Width	<ul style="list-style-type: none"> • 36"W • 42"W • 48"W • 60"W • 66"W • 72"W • 84"W 	See below See below See below See below See below See below See below	Specify with 36" width. Specify with 42" width. Specify with 48" width. Specify with 60" width. Specify with 66" width. Specify with 72" width. Specify with 84" width.
--------------	--	---	---

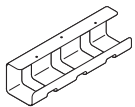
Options	U.S. Price	Required to Specify
---------	------------	---------------------

Surface Materials	<ul style="list-style-type: none"> • Fabric price group 1 • Fabric price group 2 • Fabric price group 3 	No cost +\$ 53 +\$142	Specify fabric color number. Specify fabric color number. Specify fabric color number.
--------------------------	--	-----------------------------	--

Specification Information

Style Number	Dimensions		Corresponding Table Top Width	U.S. Base Price
	W	H		
TS4MP	22½"	11½"	36"	\$504
	25½"	11½"	42"	\$530
	31½"	11½"	48"	\$572
	46½"	11½"	60"	\$615
	49½"	11½"	66"	\$623
	55½"	11½"	72"	\$647
	67½"	11½"	84"	\$688

Wire Management Trough



Standard Includes		Required to Specify
-------------------	--	---------------------

- | | | |
|--|---|---|
| <ul style="list-style-type: none"> ▶ Need help? Product details, page 375 | <ul style="list-style-type: none"> • Wire management trough: paint | <ol style="list-style-type: none"> 1 Style number 2 Paint color number for wire management trough <ul style="list-style-type: none"> ▶ See <i>Surface Materials</i>, page 422. |
|--|---|---|

Specification Information

Style Number	U.S. Price
TS4WIRE	\$155



For Canadian Pricing
 Multiply U.S. Price by the Canadian price factor.
 ▶ See page 1 for details.

Vertical Cable Manager



Tip: Vertical cable manager attaches to table leg with adhesive tape.

Tip: Vertical cable managers designed to work on 24"D, 30"D, or 36"D legs will not fit on 19"D legs.

Standard Includes		Required to Specify	
-------------------	--	---------------------	--

- | | | | |
|--|---|----------------|---|
| ▶ Need help? Product details, page 372 | <ul style="list-style-type: none"> Vertical cable manager: 6527 Merle Adhesive tape | 1 Style number | 2 Depth (see below under Required Selections) |
|--|---|----------------|---|

Required Selections		U.S. Price	Required to Specify
---------------------	--	------------	---------------------

Depth	<ul style="list-style-type: none"> 19"D 24"D 30"D 36"D 	No cost +\$37 +\$37 +\$37	Specify with 19" depth. Specify with 24" depth. Specify with 30" depth. Specify with 36" depth.
--------------	--	------------------------------------	--

Specification Information	
---------------------------	--

Style Number	U.S. Base Price
TS4VCM	\$78

Horizontal Cable Manager



Tip: Horizontal cable managers are not available on 19"D tables.

Tip: Horizontal cable managers on 24"D tables with pop-up power selected will have interference with the power unit. The PET can be cut in the field to accommodate the power, if required.

Standard Includes		Required to Specify	
-------------------	--	---------------------	--

- | | | | |
|--|---|----------------|---|
| ▶ Need help? Product details, page 372 | <ul style="list-style-type: none"> Horizontal cable manager: P631 Dark Heather Grey PET Attachment hardware | 1 Style number | 2 Width (see below under Required Selections) |
|--|---|----------------|---|

Required Selections		U.S. Price	Required to Specify
---------------------	--	------------	---------------------

Width	<ul style="list-style-type: none"> 36"W 42"W 48"W 60"W 66"W 72"W 84"W 	No cost No cost No cost No cost No cost No cost No cost	Specify with 36" width. Specify with 42" width. Specify with 48" width. Specify with 60" width. Specify with 66" width. Specify with 72" width. Specify with 84" width.
--------------	--	---	---

Specification Information	
---------------------------	--

Style Number	U.S. Price
TS4HCM	\$418



For Canadian Pricing

Multiply U.S. Price by the Canadian price factor.

▶ See page 1 for details.

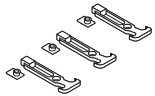
Table Components, continued

Cable Management Clip



Standard Includes		Required to Specify
<ul style="list-style-type: none"> Cable manager clip: black plastic 		Style number
Specification Information		
Style Number	U.S. Price	
TS4CLIP	\$7	

Flex Ganger Package



Tip: Order one ganger package for each table.

Standard Includes		Required to Specify
<ul style="list-style-type: none"> Need help? Product details, page 373 	<ul style="list-style-type: none"> Three field-installed flexible ganger loops and three hooks: black plastic only Hardware 	Style number
Specification Information		
Style Number	U.S. Price	
TS4FG	\$115	

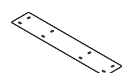


For Canadian Pricing


Multiply U.S. Price by the Canadian price factor.

▶ See page 1 for details.


Supports



Tip: In-line support plates should be used on 90° corner bridges when legs are not used. Use two 14"D in-line support plates with 24"D corner bridges, and use two 20"D in-line support plates with 30"D corner bridges.



Tip: Six tie plates should be used on 90° corner bridges when legs are not used and when connecting two Groupwork tables with levelers together.



Standard Includes	Required to Specify
<ul style="list-style-type: none"> Need help? Product details, page 374 Worksurface support: black paint 	Style number

Specification Information

Dimensions	Style Number	U.S. Price
------------	--------------	------------

In-Line Support Plates

14"D	TSATPL14	\$115
20"D	TSATPL20	\$115
:	:	:

Package of Six Tie Plates for Side-by-Side Worksurfaces

7"L	TSATTIE	\$161
:	:	:

Reinforcing Channels

39"W	TSATRC39	\$ 81
48"W	TSATRC48	\$ 84
57"W	TSATRC57	\$ 89
72"W	TSATRC72	\$190
:	:	:

For Canadian Pricing
 Multiply U.S. Price by the Canadian price factor.
 ▶ See page 1 for details.

Power and Data Access

Grommets

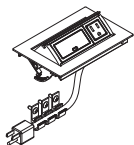


Tip: Reference power access locations for Groupwork tables on page 368.

Standard Includes	Required to Specify
<ul style="list-style-type: none"> ▶ Need help? Product details, page 368 • 2" diameter opening with snap out covers allow power cords and voice/data cables to pass through the worksurface: black plastic 	Style number

Specification Information	
Style Number	U.S. Price
TS4GMT	\$115

Pop-Up Power, Cord



Tip: Available for field installation into field cut openings.

Tip: Reference power access locations for Groupwork tables on page 368.

Tip: Pop-up power not available on 19"D worksurfaces.

Tip: When USB A+C is specified, there are two USB ports. When USB-C is specified, there is one USB port.

Standard Includes	Required to Specify
<ul style="list-style-type: none"> ▶ Need help? Product details, page 368 • Desktop module, with one touch open and close hinged door: anodized aluminum with painted steel • 6' power cord • Requires 6½" x 4" cutout • UL/CSA listed • Faceplates are provided when data is specified 	<ol style="list-style-type: none"> 1 Style number 2 Power configuration (see below under Required Selections) 3 Plug type (see below under Required Selections) 4 Paint color number for desktop module: 4799 Platinum Metallic, 7243 Seagull, 7360 Merle 5 Options, if selected (see below)

	Required Selections	U.S. Price	Required to Specify
Power Configuration	<ul style="list-style-type: none"> • Two power, one data • Three power • Two power, one USB A+C • One power, one USB-C 100W 	No cost +\$ 5 +\$203 +\$382	Specify with two power, one data. Specify with three power. Specify with two power, one USB A+C. Specify with one power, one USB-C 100W.
Plug Type	<ul style="list-style-type: none"> • Standard NEMA 3-prong • Thread low profile plug 	No cost +\$ 43	Specify with standard NEMA 3-prong. Specify with thread low profile plug.

	Options	U.S. Price	Required to Specify
Surface Materials	<ul style="list-style-type: none"> • Paint price group 1 • Paint price group 2 	No cost +\$ 69	Specify paint color number. Specify paint color number.

Specification Information				
Dimensions			Style Number	U.S. Base Price
D	W	H		
4½"	6¾"	2⅓"	TS4POP	\$442

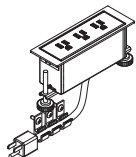


For Canadian Pricing

Multiply U.S. Price by the Canadian price factor.

▶ See page 1 for details.

Flush Power, Cord



Tip: Available for field installation into field cut openings.

Tip: Reference power access locations for Groupwork tables on page 368.

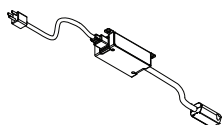
Tip: When USB A+C is specified, there are two USB ports. When USB-C is specified, there is one USB port.

Standard Includes	Required to Specify
<ul style="list-style-type: none"> Need help? Product details, page 368 Desktop module: plastic Faceplate mounts flat just above worksurface 6' power cord Requires 6⁵/₁₆" x 1¹⁵/₁₆" cutout UL/CSA listed Faceplates are provided when data is specified 	<ol style="list-style-type: none"> Style number Power configuration (see below under Required Selections) Plug type (see below under Required Selections) Plastic color number for desktop module: 6053 Seagull, 6527 Merle

Required Selections	U.S. Price	Required to Specify
Power Configuration <ul style="list-style-type: none"> Two power, one data Three power Two power, one USB A+C One power, one USB-C 100W 	No cost +\$ 5 +\$203 +\$382	Specify with two power, one data. Specify with three power. Specify with two power, one USB A+C. Specify with one power, one USB-C 100W.
Plug Type <ul style="list-style-type: none"> Standard NEMA 3-prong Thread low profile plug 	No cost +\$ 43	Specify with standard NEMA 3-prong. Specify with thread low profile plug.

Specification Information				
Dimensions			Style Number	U.S. Base Price
D	W	H		
2 ³ / ₁₀ "	6 ⁵ / ₈ "	2 ¹ / ₂ "	TS4FLUSH	\$420

Power Infeed



Tip: For tables 60"W or less, one infeed is needed for every eight tables. For tables larger than 60"W, one infeed is needed for every four tables.

Standard Includes	Required to Specify
<ul style="list-style-type: none"> Need help? Product details, page 371 Brainbox with modular connector on one end and power infeed cord with 15-amp plug on the other end UL Listed 	<ol style="list-style-type: none"> Style number Plug type (see below under Required Selections)

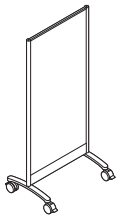
Required Selections	U.S. Price	Required to Specify
Plug Type <ul style="list-style-type: none"> Standard NEMA 3-prong Thread low profile plug 	No cost +\$43	Specify with standard NEMA 3-prong. Specify with thread low profile plug.

Specification Information	
Style Number	U.S. Base Price
TS4INFEEED	\$674



For Canadian Pricing
 Multiply U.S. Price by the Canadian price factor.
 ▶ See page 1 for details.

Screens



Tip: Screens must be specified with fabric on both sides, e³ CeramicSteel on both sides, or laminate on both sides. For Canada, screens are available in fabric or e³ CeramicSteel on both sides only.

Tip: See CeramicSteel Cleaning/Daily Care and Maintenance for additional information.
▶ Page 546

Tip: 54"H screens are available in vertical or horizontal fabric direction. 66"H screens are available in vertical fabric direction only.

Tip: e³ CeramicSteel writing surface is magnetic.

Tip: Three-leg base is used when two or more screens are placed next to each other on angles. Four-leg bases can be used next to each other only in a straight configuration.

Tip: 66"H screens are not available with the three-leg base option.

Tip: Levelers have 1/4" adjustment (higher only) and do not slide. If frequent movement is needed, order screen with casters.

Tip: Flip-chart pegs, located 17 5/8" apart, are located on only one side of the top cap.



For Canadian Pricing
Multiply U.S. Price by the Canadian price factor.
▶ See page 1 for details.

Standard Includes	Required to Specify
<ul style="list-style-type: none"> ▶ Need help? Product details, page 384 • Tackboard, both sides if selected: price group A <ul style="list-style-type: none"> – Horizontal or vertical fabric direction, if 54"H screen is selected – Vertical fabric direction, if 66"H screen is selected • e³ CeramicSteel writing surface, both sides, if selected: 7655 e³ CeramicSteel White High Gloss • Laminate markerboard, both sides, if selected: 2977 White Markerboard Laminate • Frame, top cap, uprights, bottom channel, and four-leg base: paint price group 1 • Four-leg base with four locking casters: black plastic • Attachment hardware • Shipped ready to assemble 	<ol style="list-style-type: none"> 1 Style number 2 Fabric color number, 7655 e³ CeramicSteel White High Gloss, or 2977 White Markerboard Laminate for side 1 3 Fabric color number, 7655 e³ CeramicSteel White High Gloss, or 2977 White Markerboard Laminate for side 2 4 Fabric direction for 54"H screen, if selected 5 Paint color number for frame 6 Options, if selected (see below) <p>▶ See <i>Surface Materials</i>, page 422.</p>

Surface Materials	Options	U.S. Price	Required to Specify
	Fabric surface on tackboard		
	• Price group A	No cost	Specify fabric color number.
	• Fabric price group 1	+\$ 5 per side	Specify fabric color number.
	• Fabric price group 2	+\$ 35 per side	Specify fabric color number.
	• Fabric price group 3	+\$ 52 per side	Specify fabric color number.
	• Fabric price group 4	+\$ 72 per side	Specify fabric color number.
	• Fabric price group 5	+\$ 93 per side	Specify fabric color number.
	• Fabric price group 6	+\$116 per side	Specify fabric color number.
	• Fabric price group 7	+\$136 per side	Specify fabric color number.
	• Fabric price group 8	+\$158 per side	Specify fabric color number.
• Fabric price group 9	+\$179 per side	Specify fabric color number.	
• Fabric price group 10	+\$202 per side	Specify fabric color number.	
• Fabric price group COM	+\$ 66 per side	▶ See <i>Surface Materials Reference Manual</i> .	
	Fabric direction		
	• Horizontal application	No cost	Specify <i>with horizontal application</i> .
	• Vertical application	No cost	Specify <i>with vertical application</i> .
	e³ CeramicSteel writing surface		
	• e ³ CeramicSteel surface on both sides	+\$ 95	Specify <i>with 7655 White High Gloss</i> .
	Laminate markerboard		
	• 2977 White Markerboard Laminate	No cost	Specify <i>with 2977 White Markerboard Laminate</i> .
	Frame and base		
	• Paint price group 1	No cost	Specify paint color number.
• Paint price group 2	+\$ 49	Specify paint color number.	
Base	• Three-leg base with three black plastic locking casters	No cost	Specify <i>with three-leg base</i> .
Levelers	• Levelers (three or four)	No cost	Specify <i>with levelers</i> .
Flip-Chart Pegs	• Top cap with flip-chart pegs on one side	+\$ 54	Specify <i>with flip-chart pegs</i> .
Related Products	• Marker trays		▶ Page 420

Specification Information

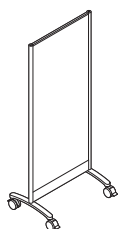
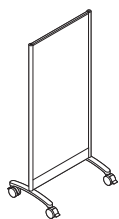
Dimensions			Style Number	U.S. Base Price
D	W	H		

54"H Screens

16"	24"	54"	TS4S2454	\$1123
16"	30"	54"	TS4S3054	\$1179
16"	36"	54"	TS4S3654	\$1228
16"	42"	54"	TS4S4254	\$1283
16"	48"	54"	TS4S4854	\$1339

66"H Screens

16"	24"	66"	TS4S2466	\$1228
16"	30"	66"	TS4S3066	\$1283
16"	36"	66"	TS4S3666	\$1339
16"	42"	66"	TS4S4266	\$1390
16"	48"	66"	TS4S4866	\$1443

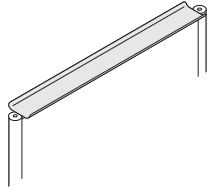


For Canadian Pricing

Multiply U.S. Price by the Canadian price factor.

► See page 1 for details.

Marker Trays



Tip: Attachment hardware is included with screen. Tray is affixed to the top cap.

Standard Includes		Required to Specify
<ul style="list-style-type: none"> ▶ Need help? Product details, page 384 	<ul style="list-style-type: none"> • Marker tray: paint price group 1 	<ul style="list-style-type: none"> 1 Style number 2 Paint color number for marker tray 3 Options, if selected (see below) ▶ See <i>Surface Materials</i>, page 422.

Options	U.S. Price	Required to Specify
Surface Materials <ul style="list-style-type: none"> • Paint price group 1 • Paint price group 2 	No cost +\$13	Specify paint color number. Specify paint color number.

Specification Information				
Dimensions			Style	U.S.
D	W	H	Number	Base Price
2 1/2"	24"	1/2"	TS4SR24	\$ 87
2 1/2"	30"	1/2"	TS4SR30	\$ 94
2 1/2"	36"	1/2"	TS4SR36	\$111
2 1/2"	42"	1/2"	TS4SR42	\$117
2 1/2"	48"	1/2"	TS4SR48	\$127



For Canadian Pricing
Multiply U.S. Price by the Canadian price factor.
▶ See page 1 for details.



Surface Materials

This listing includes all the surface material choices that are available for the products in this section.

Resources

For more information about surface materials, refer to the following resources:

Additional surface materials specification tools are available to assist you in the specification process—the Surface Materials Binders.

The global surface materials palette is a core collection of finishes that is available across multiple geographies (Americas/EMEA – Europe, Middle East, and Africa/APAC – Asia Pacific) and on global product lines, where applicable. For a list of finishes included in the offering, see the Surface Materials Reference Manual. Additional details, like product approvals by geography and finish number conversions, can also be found in the Surface Materials Reference Manual or see steelcase.com/surface-materials.

Surface Materials Binders

- Surface Materials Reference Manual
- A complete set of swatch cards for hard surfaces, vertical surface fabrics, and seating upholstery

Paint

Steelcase Surfaces

Applies to:

- Groupwork legs
- Groupwork table bases
- Groupwork flip-top and non-flip training tables

Price Group 1

Smooth Paint

- 4238 Mocha
- 4239 Clay
- 4240 Chalk
- 4242 Milk

Metal and Accessory Paint

- 4710 Low Gloss Black

Textured Paint

- 7207 Black
- 7225 Sand
- 7237 Slate
- 7238 Fieldstone
- 7239 Midnight **E**
- 7241 Arctic White
- 7243 Seagull
- 7250 Sterling Dark Solid
- 7278 Dark Bronze
- 7360 Merle

Price Group 2

Smooth Metallic Paint

- 4750 Champagne Metallic
- 4798 Sterling Metallic **E**
- 4799 Platinum Metallic
- 4803 Near Black Metallic

Smooth Paint

- 0835 Black
- 4700 Warm White

Applies to:

- Groupwork legs
- Groupwork table bases
- Groupwork flip-top and non-flip training tables

Custom Surfaces

Price Group 3

PerfectMatch

PerfectMatch is a service that allows you to create your own paint color. Refer to the *Surface Materials Reference Manual* for more information about this program.

Applies to:

- Groupwork legs
- Groupwork table bases
- Groupwork flip-top and non-flip training tables

Price Group 3

Accent Paint

- 1ATG Rose Quartz
- 4AV3 Blue Jay
- 4AV4 Baltic
- 4AX1 Citron
- 4AY2 Chili
- 4AZ5 Marlin
- 4CL1 Dark Olivine
- 4CL2 Ice Blue
- 4CL3 Aura
- 4CL4 Sea Glass
- 4CL5 Light Matcha
- 4CL6 Terra
- 4CL7 Sandstone
- 4CL8 Smokey Plum
- 4CZ5 Honey
- 4CZ6 Lagoon
- 4CZ8 Light Peacock

Applies to:

- Groupwork flip-top and non-flip training tables

Coatings

- 1ATT Cast Shadow

Applies to:

- Groupwork legs
- Groupwork table bases
- Groupwork flip-top and non-flip training tables

Lux Coatings

- 4B20 Obsidian
- 4B22 Matte Brass
- 4B23 Burnished Bronze
- 4B24 Night Bronze
- 4B25 Matte Copper
- 4B26 Smoked Mica
- 4B29 Cast Iron

Applies to:

- Wall track
- 7207 Black

Applies to:

- Screens
- Marker tray

Price Group 1

- 7207 Black

Price Group 2

- 4798 Sterling Metallic **E**
- 4799 Platinum Metallic

Applies to:

- Groupwork wire management trough

Price Group 1

- 7207 Black

Price Group 2

- 4799 Platinum Metallic

Applies to:

- Pop-up power

Price Group 1

- 7243 Seagull
- 7360 Merle

Price Group 2

- 4799 Platinum Metallic

Custom Surfaces

Price Group 3

PerfectMatch

PerfectMatch is a service that allows you to create your own paint color. Refer to the *Surface Materials Reference Manual* for more information about this program.

Laminate

Applies to:

- Groupwork table tops
- Groupwork flip-top and non-flip training tables

Steelcase Surfaces

Low-Pressure Laminate

Price Group 1

Tip: 25L5 Virginia Walnut and 25L6 Blackwood are not available on 120"W and 144"W groupwork conference table tops.

- 247L Black V2 LPL
- 24L0 Graphite Walnut LPL
- 25L1 Winter on Maple LPL **E**
- 25L5 Virginia Walnut LPL
- 25L6 Blackwood LPL
- 25L8 Clear Walnut LPL
- 26L1 Natural Cherry V2 LPL
- 2L09 Clear Maple LPL
- 2L30 Arctic White LPL
- 2L50 Vanadium Fiber LPL
- 2L52 Tungsten Fiber LPL **E**

- 2L83 Seagull LPL
- 2L84 Milk LPL
- 2L85 Dune LPL
- 2LAK Clear Oak LPL
- 2LAN Ash Noce LPL
- 2LAT Acacia LPL
- 2LAW Ash Wenge LPL
- 2LBN Bisque Noce LPL
- 2LBW Bisque Wenge LPL
- 2LCN Clay Noce LPL
- 2LCW Clay Wenge LPL
- 2LMG Merle LPL
- 2LSN Storm Noce LPL
- 2LSW Storm Wenge LPL
- 2LWA Grey Kingswood LPL
- 2LWB Planked Walnut LPL
- 2LWD Resolute Walnut LPL
- 2LWF Smoked Walnut LPL **E**

- 2LWG Natural Recon LPL
- 2TL2 Fawn Cypress LPL

E = Excluded

Applies to:

- Groupwork table tops
- Groupwork laminate modesty panels
- Groupwork training tables

Steelcase Surfaces

High-Pressure Laminate

Price Group 1

Fiber Laminate

- 2850 Vanadium Fiber
- 2852 Tungsten Fiber **E**
- 2854 Vellum Fiber **E**
- 2860 Granite Fiber
- 2862 Stucco Fiber **E**

Micro Laminate

- 2920 Marl Micro
- 2921 Gypsum Micro
- 2922 Clay Micro

Patina Laminate

- 2870 Blonde Bronze Patina
- 2873 Instant Iron Patina

Solid Laminate

- 2722 Cream **E**
- 2730 Arctic White
- 2746 Black
- 2759 Warm White
- 2811 Mist **E**
- 2883 Seagull
- 2884 Milk
- 2885 Dune
- 2HAA Persian Salt
- 2HAB Rose
- 2HAC Indigo
- 2HAD Green Citrine **E**
- 2HAE Dark Olivine
- 2HAF Cloudy
- 2HMG Merle
- 2HWU Clay
- 2HWV Chalk

Speckle Laminate

- 2820 Coffee Speckle **E**
- 2823 Driftwood Speckle
- 2824 Smoke Speckle
- 2825 Vanadium Speckle

Tip: Some wood veneer finishes and woodgrain laminates share the same name. Because of the difference in materials, veneers and laminates of the same name are not an exact match but do coordinate with each other.

E = Excluded

Woodgrain Laminate

- 2406 Clear Cherry **E**
- 2409 Clear Maple
- 2410 Graphite Walnut
- 2412 Natural Cherry
- 2422 Medium Cherry **E**
- 2511 Winter on Maple **E**
- 2535 Virginia Walnut
- 2536 Blackwood
- 2538 Clear Walnut
- 2592 Blonde on Maple **E**
- 2714 Natural Walnut **E**
- 2HAK Clear Oak
- 2HAN Ash Noce
- 2HAT Acacia
- 2HAW Ash Wenge
- 2HBN Bisque Noce
- 2HBW Bisque Wenge
- 2HCN Clay Noce
- 2HCW Clay Wenge
- 2HSN Storm Noce
- 2HSW Storm Wenge
- 2HWA Grey Kingswood
- 2HWB Planked Walnut
- 2HWD Resolute Walnut
- 2HWE Natural Recon
- 2HWF Smoked Walnut **E**
- 2HZA Waxed Maple
- 2H2B Natural Ash
- 2H2C Aged Ash
- 2H2D Ashwood Oak
- 2H2E Ashwood Beige
- 2H2F White Washed Birchply

Price Group 2

Textured Laminate

- 2TH2 Fawn Cypress
- 2TH4 Saddle Oak
- 2TH5 Veranda Teak
- 2TH7 Walnut Heights
- 2UH1 Reclaimed Aggregate
- 2UH2 Reclaimed Gravel
- 2UH4 Cement*
- 2UH6 Sheetrock

**2UH4 Cement has limited availability, determined by product sizing and/or options.*

Price Group 3

Solid Laminate

- 24H1 Satin White
- 24H2 Satin Black
- 24H3 Satin Stone
- 24H4 Satin Mocha

Custom Surfaces

Open Line Laminate (OLL)

This service allows you to order non-standard laminate at an additional processing fee of \$111 U.S. per unit, plus the cost of the laminate.

High-Pressure Laminate pricing does not include premium or digitally printed patterns from any suppliers. Laminate cost may also vary for basic or standard laminates from other suppliers. Please contact the OLL consultant at 616.475.2426 for pricing. The cost of the laminate will be added to your invoice as a separate line on the acknowledgement.

When processing orders for Open Line laminate on Universal worksurfaces and Universal Storage tops, specify 2900 in the laminate finish field and enter the OLL manufacturer information. Enter the required edge finish as you would a standard laminate.

Edge color for the Open Line laminate on worksurfaces must be determined by the dealer and customer before orders can be entered. Specify appropriate 2K finish number.

Laminate Approval and Material Requirements

To confirm whether a particular laminate has already been tested for use on a specific Steelcase product or to determine material square foot requirements:

- Visit www.steelcase.com

For additional information, refer to the *Steelcase Surface Materials Reference Manual*.

Laminate Markerboard

Steelcase Surfaces

Applies to:

- Screens
- 2977 White Markerboard Laminate

e³ CeramicSteel

Steelcase Surfaces

Applies to:

- Screens
- 7655 e³ CeramicSteel White High Gloss

Wood

Applies to:

- Groupwork flip-top and non-flip training tables

Steelcase carefully selects veneer and solid wood for consistent color and grain structure. Wood is a natural material and variations will occur in color, grain and texture. These variations are part of the inherent natural beauty of wood and are not considered defects.

All wood products will darken with age and exposure to ultraviolet light. This is especially apparent with cherry and maple veneer. We recommend that desk accessories be rearranged periodically to ensure even aging of wood surfaces.

When storing your wood furniture, please follow the following guidelines:

- Do not store products in trailers
- Store products in areas that simulate office temperatures (60°F to 90°F)
- Store products in areas that maintain constant, office-like humidity levels
- Keep product away from light. Cover products to make sure they are not exposed to light.

Steelcase Surfaces

Veneers are matched for proper balance and consistency. Veneers are available flat cut or quarter cut, except for Oak, which is rift cut. Refer to the *Surface Materials Reference Manual* for descriptions of each cut.

Open-pore finish is a medium gloss finish that leaves the wood grain texture visible to the eye and distinguishable to the touch.

Surface Materials, continued

Veneer**Wood Group 1****Flat-Cut Low Sheen**

- V1AC FC/LS Natural Cherry
- V1AM FC/LS Clear Maple
- V1CC FC/LS Medium Amber Cherry
- V1EW FC/LS Dark Walnut

Flat-Cut Open-Pore

- 3062 FC/OP Graphite Walnut
- 3402 FC/OP Clear Cherry (Aged)
- 3412 FC/OP Natural Cherry **E**
- 3422 FC/OP Medium Cherry
- 3522 FC/OP Clear Maple
- 3592 FC/OP Blonde on Maple **E**
- 3702 FC/OP Clear Walnut
- 3712 FC/OP Natural Walnut
- 3752 FC/OP Medium Walnut **E**
- 3762 FC/OP Dark Walnut
- 3772 FC/OP Medium Mahogany on Walnut

Flat-Cut Open-Pore, Natural Veneer

- 3342 FC/OP Black Walnut
- 35A2 FC/OP Blanch Maple
- 37A2 FC/OP Thunder Walnut

Quarter-Cut Open-Pore

- 3042 QC/OP Ash **E**
- 3222 QC/OP Clear Maple
- 3292 QC/OP Blonde on Maple **E**
- 3302 QC/OP Clear Walnut
- 3312 QC/OP Natural Walnut
- 3352 QC/OP Medium Walnut **E**
- 3362 QC/OP Dark Walnut
- 3372 QC/OP Medium Mahogany on Walnut
- 3382 QC/OP Graphite Walnut

Quarter-Cut Open-Pore, Natural Veneer

- 32A2 QC/OP Blanch Maple
- 33A2 QC/OP Thunder Walnut
- 3392 QC/OP Black Walnut

Rift-Cut Open-Pore

- 3602 RC/OP Desert Oak

Rift-Cut Full-Fill, Natural Veneer

- 36A2 RC/OP Volcanic Oak
- 3611 RC/OP Natural Oak

Wood Group 3**Flat-Cut Open-Pore, Natural Veneer**

- 3082 FC/OP Washed Walnut

Wood Group 1**Open-Pore Planked Veneer**

- 3P41 OP Planked Cherry
- 3P51 OP Planked Maple
- 3P61 OP Planked Oak
- 3P71 OP Planked Walnut

Tip: Known for its uniqueness, planked veneer has intentional and natural variations that include, but are not limited to: character marks, grain pattern, color, and natural color aging.

E = Excluded

Full-Fill

Full-fill finish is a medium-gloss finish that completely fills the grain texture, yet allows the grain pattern to be seen. The wood has a lustrous, satiny look, and it is smooth to the touch. This finish is available on the wood worksurface or field-installed top only.

Wood Group 2**Flat-Cut Full-Fill**

- 3064 FC/FF Graphite Walnut **E**
- 3404 FC/FF Clear Cherry (Aged) **E**
- 3414 FC/FF Natural Cherry **E**
- 3424 FC/FF Medium Cherry **E**
- 3524 FC/FF Clear Maple **E**
- 3544 FC/FF Blonde on Maple **E**
- 3704 FC/FF Clear Walnut **E**
- 3714 FC/FF Natural Walnut **E**
- 3754 FC/FF Medium Walnut **E**
- 3764 FC/FF Dark Walnut **E**
- 3774 FC/FF Medium Mahogany on Walnut **E**

Flat-Cut Full-Fill, Natural Veneer

- 3734 FC/FF Black Walnut **E**

Quarter-Cut Full-Fill

- 3224 QC/FF Clear Maple **E**
- 3294 QC/FF Blonde on Maple **E**
- 3304 QC/FF Clear Walnut **E**
- 3314 QC/FF Natural Walnut **E**
- 3354 QC/FF Medium Walnut **E**
- 3364 QC/FF Dark Walnut **E**
- 3374 QC/FF Medium Mahogany on Walnut **E**
- 3384 QC/FF Graphite Walnut **E**

Quarter-Cut Full-Fill, Natural Veneer

- 3394 QC/FF Black Walnut **E**

Rift-Cut Full-Fill

- 3604 RC/FF Desert Oak **E**

Wood Group 3**Flat-Cut Full-Fill, Natural Veneer**

- 3084 FC/FF Washed Walnut **E**

Premium Veneers

A selection of Premium veneers in this collection are available on most Steelcase brand products. The collection will be available as close to standard leadtimes as possible. However, because adequate supplies of veneer and solids must be secured, all orders will be scheduled individually. Leadtimes will vary based on Premium veneer and Premium solids availability at the time the order is placed. The collection is available as Wood Group 3 as a part of our Select Surfaces program and supported like standard veneers to make ordering easy. Please see the Steelcase surface materials section on village.steelcase.com for sample information and product line availability. All premium veneers are in clear-coat.

Wood Group 3**Quarter-Cut Open-Pore**

- 3832 QC/OP Figured Anegre

Select Surfaces**Composite Veneer**

Composite veneers are an engineered wood intended to create specific grain patterns and characteristics. They are pre-stained and finished with Steelcase's Clarity water-borne UV topcoat, which protects the environment while providing durability and clarity. Only open-pore finishes are available on composite wood. Composite veneer and matching edge bands are available on most Steelcase brand products. Composites, for use as a solid nosing substitute, are not available. Steelcase does not recommend mixing composite veneers with natural solid nosings because composite and natural wood grain and color matching are rarely compatible. Composite veneers are Select Surfaces as Wood Group 1 pricing.

Composite Veneer Group 1**Composite Flat-Cut Open-Pore**

- 3JDX FC/OP Oak Composite
- 3JXX FC/OP Walnut Composite
- 3LAX FC/OP Graphite on Oak Composite
- 3LCX FC/OP Medium Cherry on Cherry Composite

Composite Quarter-Cut Open-Pore

- 3F8X QC/OP European Walnut Composite
- 3GGX QC/OP Zebano Composite
- 3HGX QC/OP Oak Composite
- 3HVX QC/OP Walnut Composite
- 3LBX QC/OP Clear Walnut on Walnut Composite
- 3LDX QC/OP Natural Walnut on Walnut Composite
- 3ZNX QC/OP Night Cerused Oak Composite

Composite Veneer Group 2**Composite Flat-Cut Open-Pore**

- 3LHX FC/OP Espresso on Walnut Composite

Composite Quarter-Cut Open-Pore

- 3LEX QC/OP Desert Oak on Oak Composite
- 3LGX QC/OP Chai on Walnut Composite
- 3LJX QC/OP Ebony on Walnut Composite

Custom Surfaces

Customiz stain is a service that allows you to create your own stain colors and finishes on standard veneer. Customiz stain color is available on all product lines that offer wood veneer.

A \$500 stain-matching fee applies on CUSTOMIZ requests (Exception: The \$500 fee does not apply on matches to Coalesse standard finishes or for a low-gloss finish request on a standard color). The \$500 fee covers the cost of formulating the Customiz color finish and applies regardless of whether or not an order for product is placed.

In addition, an approval form must be signed to indicate customer acceptance of Customiz match. A \$1500 initiation fee will be charged prior to first order entry. This initiation fee activates the finish for unlimited use on any Steelcase product for an 18 month time period. After the 18 month time period has lapsed, the Customiz finish may be reactivated for another 18 months for a \$1000 fee at any point within five years after the \$1500 initiation fee was paid. If the finish is not reactivated within five years after the \$1500 initiation fee was paid, the finish will be culled and the customer will need to pay the \$1500 initiation fee again. All style number related Customiz charges products are no cost as of April 2014. The matching and initiation fees are not discountable.

Customiz stain takes 10 days to formulate. Consult the *Surface Materials Reference Manual* for more information. Custom veneers are also available and must be quoted by Steelcase specials group. Customiz stain on custom veneers takes 2 to 4 weeks to formulate.

Requirements and information on ordering a Customiz stain color are found in the *Surface Materials Reference Manual*.

Plastic

Steelcase Surfaces

Applies to:

- 3 mm edge profile on Groupwork
- 1 mm edge profile on Groupwork modesty panels

6000 Black	6635 Dawn E
6009 Arctic White	6636 Mist
6034 Natural Cherry	6654 Sand
6036 Medium Cherry	6655 Warm White
6037 Winter on Maple	6695 Midnight
6038 Blonde on Maple E	6697 Fog
6041 Natural Walnut E	6698 Fieldstone
6052 Milk	66WA Grey Kingswood
6053 Seagull	66WB Planked Walnut
6169 Stone	66WD Resolute Walnut
6170 Mocha	66WE Natural Recon
61AA Persian Salt	66WF Smoked Walnut
61AB Rose	66WU Clay
61AC Indigo	66WV Chalk
61AD Green Citrine E	6703 Ash Wenge
61AE Dark Olive	6704 Storm Wenge
61AF Cloudy	6705 Bisque Wenge
6213 Acacia	6706 Clay Wenge
6219 Clear Oak	6707 Ash Noce
6231 Graphite Walnut	6708 Bisque Noce
6237 Clear Maple	6709 Clay Noce
6242 Virginia Walnut	6710 Storm Noce
6243 Blackwood	6T02 Fawn Cypress
6245 Clear Walnut	6T04 Saddle Oak
6249 Platinum Solid	6T05 Veranda Teak
6271 Plywood	6T07 Walnut Heights
6527 Merle	6T08 Aggregate
6612 Grey V2 E	6T09 Gravel
6618 White	6T10 Cement
6619 Ice E	6T12 Sheetrock
6631 Cream E	

Tip: Light color plastic edges are susceptible to degradation due to normal wear and tear. Staining (e.g., ball point pen or clothing dyes such as blue jeans) and dirt effects are more pronounced in light colors and are not considered defects.

E = Excluded

Applies to:

- Flush power
- 6053 Seagull
- 6527 Merle

Applies to:

- Vertical cable manager
- 6527 Merle

Fabric

Steelcase Surfaces

Applies to:

- Groupwork fabric modesty panel

Price Group 1

Alloy
Buzz2
Era

Price Group 2

Latch

Price Group 3

Billiard Mult-Use by
DesignTex

Applies to:

- Screens
- Tackboard

Price Group A

Sprite

5540 Khaki
5541 Snow
5543 Linen
5544 Sherbet
5545 Powder
5547 Sky

Price Group 1

Abacus **E**

P123 Portico
P124 Opus
P125 Cusp
P126 Artifact

Alloy

P525 Polar
P526 Skim
P527 Bubbly
P528 Tern
P529 Shore
P530 Asti
P531 Silver
P532 Oxide
P533 Element
P534 Construct
P535 Currency
P536 Iron

Boccie

P200 New Rice
P201 New Almond
P203 New Camel
P204 New Opal
P205 New Mist
P206 New Plum
P208 New Spearmint
P209 New Sky

Buzz2

5F03 Tomato
5F04 Red **E**
5F05 Burgundy
5F06 Sky **E**
5F07 Blue
5F08 Navy
5F15 Stone
5F16 Grey
5F17 Black
5G50 Dunegrass
5G51 Sable
5G55 Pumpkin
5G57 Rouge
5G59 Meadow
5G61 Cyan
5G62 Atlantic
5G63 Crocus
5G64 Alpine
5G65 Tornado

Charm

P505 Shell
P506 Mimosa
P507 Birch
P508 Sparkle
P510 Debut
P511 Clover
P513 Twilight

Optic

P540 Hazel
P541 Twinkle
P542 Orion
P547 Bath
P548 Whisper
P549 Breezy
P551 Glimmer

Pianista

P420 Sand
P421 Mist
P422 Rain
P423 Natural
P424 Café
P425 Denim
P426 Carbon
P427 Stone
P428 Flax
P429 Oat
P430 Wheat
P431 Maize

Rhythm

P555 Allegro
P556 Tempo
P557 Refrain
P560 Melody
P561 Stanza
P562 Opus

Tinsel

P516 Lit
P517 Ego
P518 Fizz
P519 Muse
P520 Depth
P521 Bliss
P522 Grow
P523 Dolce

Surface Materials, continued

Price Group 2

Bariolage

- G200 New Etude
- G201 New Andante **E**
- G202 New Cantata **E**
- G203 New Adagio
- G204 New Melody
- G205 New Ballata

Code

- 5FA1 Fossil
- 5FA2 Gabbro
- 5FA3 Reed
- 5FA4 Bluff
- 5FA5 Sea Salt
- 5FA6 Cannon
- 5FA7 Tussah
- 5FA9 Ecu
- 5FB1 Bamboo

Dovetail by Designtex

- 5H39 Light Mocha
- 5H40 Pebble
- 5H41 Warm White
- 5H42 Sandstone
- 5H43 Honeycomb
- 5H44 Terra
- 5H45 Honeydew
- 5H46 Denim
- 5H47 Storm
- 5H48 Ice Blue
- 5H49 Aura
- 5H50 Darkest Grey

Flip: Orbit

- 5F85 Mud Pie **E**
- 5F87 Petoskey
- 5F89 Papyrus
- 5F91 Blizzard
- 5F92 Briquette

Flip: TexHex

- 5F75 Mud Pie **E**
- 5F77 Petoskey
- 5F79 Papyrus
- 5F97 Blizzard
- 5F98 Briquette

Fresco

- G001 Sandrift
- G002 Mistiblu
- G003 Faon

Intersection

- P211 Summit
- P212 Chalk
- P213 Lace

Latch

- P600 Seashell
- P601 Clam
- P602 Eggshell
- P603 Zen
- P604 Cool Gray
- P605 Armor
- P606 Sentinel
- P608 Billow
- P609 Nimbus

SoftNext

- 5H27 Obsidian
- 5H28 Foggy Night
- 5H29 Greystone
- 5H30 Mocha
- 5H31 Clay
- 5H32 Sandstone
- 5H33 Chalk
- 5H34 Midnight
- 5H35 Blue Mica
- 5H36 Jade
- 5H37 Burnt Umber
- 5H38 Cinnabar

Stencil

- P455 Midnight
- P456 Mulberry
- P457 Cracked Pepper
- P458 Denim
- P459 Chartreuse
- P460 Bittersweet
- P461 Mauvelous
- P462 Bermuda
- P463 Concrete
- P464 Orchid
- P465 Parchment
- P466 Silk
- P467 Sea Salt
- P468 Honeydew
- P469 Sepia

Price Group 3

Billiard Multi-Use by Designtex

- 5H11 Poppy
- 5H12 Tangelo
- 5H13 Citrine/Citron
- 5H14 Avocado
- 5H16 Indigo
- 5H17 Mallard
- 5H18 Teak
- 5H19 Cumulus
- 5H20 Pewter
- 5H21 Gunmetal
- 5H22 Ink
- 5H23 Rose Quartz
- 5H24 Sea Salt
- 5H25 Storm Cloud
- 5H26 Olivine

Select Surfaces

For information on products within Select Surfaces,

including accent paints and fabrics from Designtex, Gabriel, Kvadrat, and Pollack, please refer to the *Surface Materials Reference Manual* or visit steelcase.com/surface-materials under the Select Surfaces section.

Custom Surfaces

Price Group COM (Customer's Own Material)

Fabric Approval and Yardage

To confirm whether a particular COM material has already been tested for use on a specific Steelcase product or to determine actual yardage requirements:

- Visit www.steelcase.com

For additional information regarding Customer's Own Material,

call 1.888.STEELCASE (1.888.783.3522) or send an email to lineone@steelcase.com

▶ See *Surface Materials Reference Manual* for a listing of available seating upholstery colors.

PET

Steelcase Surfaces

Applies to:

- Horizontal cable manager
- P631 Dark Heather Grey

E = Excluded

Recommended Edge Banding Finishes

For Low-Pressure Laminates

Recommended Edge
Banding Finishes

Low-Pressure Laminate Color	Recommended Edge Band
247L Black V2 LPL	6000 Black
25L1 Winter on Maple LPL E	6037 Winter On Maple
25L5 Virginia Walnut LPL	6242 Virginia Walnut
25L6 Blackwood LPL	6243 Blackwood
25L8 Clear Walnut LPL	6245 Clear Walnut
26L1 Natural Cherry V2 LPL	6034 Natural Cherry
2L09 Clear Maple LPL	6237 Clear Maple
2L30 Arctic White LPL	6009 Arctic White
2L50 Vanadium Fiber LPL	6654 Sand
2L52 Tungsten Fiber LPL E	6697 Fog
2L83 Seagull LPL	6053 Seagull
2L85 Dune LPL	6654 Sand
2LAK Clear Oak LPL	6219 Clear Oak
2LAN Ash Noce LPL	6707 Ash Noce
2LAT Acacia LPL	6213 Acacia
2LAW Ash Wenge LPL	6703 Ash Wenge
2LBN Bisque Noce LPL	6708 Bisque Noce
2LBW Bisque Wenge LPL	6705 Bisque Wenge
2LCN Clay Noce LPL	6709 Clay Noce
2LCW Clay Wenge LPL	6706 Clay Wenge
2LSN Storm Noce LPL	6710 Storm Noce
2LSW Storm Wenge LPL	6704 Storm Wenge
2LMG Merle LPL	6527 Merle
2LWA Grey Kingswood LPL	66WA Grey Kingswood
2LWB Planked Walnut LPL	66WB Planked Walnut
2LWD Resolute Walnut LPL	66WD Resolute Walnut
2LWF Smoked Walnut LPL E	66WF Smoked Walnut
2LWG Natural Recon LPL	66WE Natural Recon
2TL2 Fawn Cypress LPL	6T02 Fawn Cypress

E = Excluded

Recommended Edge Banding Finishes

For High-Pressure Laminates

Edges

The recommended edge color will complement the laminate color you specify. Edge color is specified separately.

High-Pressure Laminate Color	Recommended Edge Band
------------------------------	-----------------------

Fiber Laminate

2850 Vanadium Fiber	6654 Sand
2852 Tungsten Fiber E	6636 Mist
2854 Vellum Fiber E	6655 Warm White
2860 Granite Fiber	6000 Black
2862 Stucco Fiber E	6053 Seagull

Micro Laminate

2920 Marl Micro	6053 Seagull
2921 Gypsum Micro	6654 Sand
2922 Clay Micro	6654 Sand

Patina Laminate

2870 Blonde Bronze Patina	6654 Sand
2873 Instant Iron Patina	6527 Merle

Solid Laminate

24H1 Satin White	6009 Arctic White
24H2 Satin Black	6000 Black
24H3 Satin Stone	6169 Stone
24H4 Satin Mocha	6170 Mocha
2722 Cream E	6631 Cream E
2730 Arctic White	6009 Arctic White
2746 Black	6000 Black
2759 Warm White	6655 Warm White
2811 Mist E	6636 Mist
2883 Seagull	6053 Seagull
2884 Milk	6052 Milk
2885 Dune	6654 Sand
2HAA Persian Salt	61AA Persian Salt
2HAB Rose	61AB Rose
2HAC Indigo	61AC Indigo
2HAD Green Citrine E	61AD Green Citrine E
2HAE Dark Olivine	61AE Dark Olivine
2HAF Cloudy	61AF Cloudy
2HMG Merle	6527 Merle
2HWU Clay	66WU Clay
2HWV Chalk	66WV Chalk

Speckle Laminate

2820 Coffee Speckle E	6631 Cream E
2823 Driftwood Speckle	6631 Cream E
2824 Smoke Speckle	6636 Mist
2825 Vanadium Speckle	6619 Ice E

High-Pressure Laminate Color	Recommended Edge Band
------------------------------	-----------------------

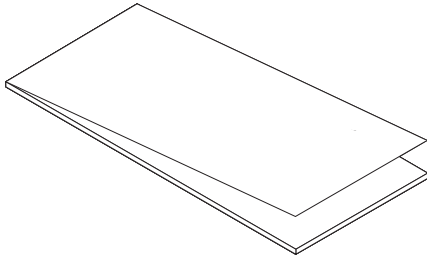
Textured Laminate

2TH2 Fawn Cypress	6T02 Fawn Cypress
2TH4 Saddle Oak	6T04 Saddle Oak
2TH5 Veranda Teak	6T05 Veranda Teak
2TH7 Walnut Heights	6T07 Walnut Heights
2UH1 Reclaimed Aggregate	6T08 Aggregate
2UH2 Reclaimed Gravel	6T09 Gravel
2UH4 Cement	6T10 Cement
2UH6 Sheetrock	6T12 Sheetrock

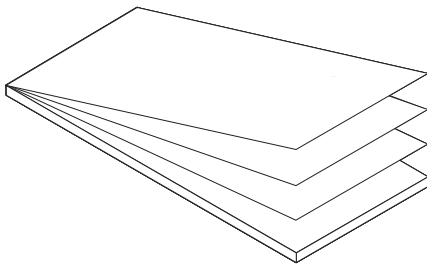
Woodgrain Laminate

2406 Clear Cherry E	6234 Clear Cherry
2409 Clear Maple	6237 Clear Maple
2410 Graphite Walnut	6231 Graphite Walnut
2412 Natural Cherry	6034 Natural Cherry
2422 Medium Cherry E	6036 Medium Cherry
2511 Winter on Maple E	6037 Winter on Maple
2535 Virginia Walnut	6242 Virginia Walnut
2536 Blackwood	6243 Blackwood
2538 Clear Walnut	6245 Clear Walnut
2592 Blonde on Maple E	6038 Blonde on Maple E
2714 Natural Walnut E	6041 Natural Walnut E
2HAK Clear Oak	6219 Clear Oak
2HAN Ash Noce	6707 Ash Noce
2HAT Acacia	6213 Acacia
2HAW Ash Wenge	6703 Ash Wenge
2HBN Bisque Noce	6708 Bisque Noce
2HBW Bisque Wenge	6705 Bisque Wenge
2HCN Clay Noce	6709 Clay Noce
2HCW Clay Wenge	6706 Clay Wenge
2HSN Storm Noce	6710 Storm Noce
2HSW Storm Wenge	6704 Storm Wenge
2HWA Grey Kingswood	66WA Grey Kingswood
2HWB Planked Walnut	66WB Planked Walnut
2HWD Resolute Walnut	66WD Resolute Walnut
2HWE Natural Recon	66WE Natural Recon
2HWF Smoked Walnut E	66WF Smoked Walnut
2HZA Waxed Maple	6X50 Waxed Maple
2HQB Natural Ash	6X51 Natural Ash
2HZC Aged Ash	6X10 Aged Ash
2HZD Ashwood Oak	6X52 Ashwood Oak
2HZE Ashwood Beige	6X53 Ashwood Beige
2HZF White Washed Birchply	6X54 White Washed Birchply

E = Excluded




Low-Pressure Laminates, or LPLs, are created by dipping decorative crafted paper in melamine resin. The melamine dipped paper is then bonded to a wood core under heat and high-pressure. LPLs are generally suitable for use in lower impact areas. LPLs are generally used in vertical applications as well as tops for workstations and private offices. Generally, it is more cost effective to use LPLs when the performance of HPLs are not required.





High-Pressure Laminates, or HPLs, are composed of multiple layers of crafted paper individually soaked in resin. There are 7-15 layers of paper combined to make the final sheet. The top layers are translucent melamine sheet and a decorative layer. The sheets are combined under heat and high pressure to form a single laminate sheet. The resulting sheet is then bonded under heat and high pressure to a wood core. HPLs are generally considered more durable than LPLs due to the extra layers of craft paper (backer) used in their creation. While they cost more, they are more durable. HPLs are generally used in higher traffic areas such as cafeterias and conference rooms. Generally, it is more cost effective to restrict their use to areas needing the added durability HPLs provide.



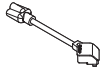
Understanding and Specifying Thread



Statement of Line	432
	
Product Details	
Thread	434
	
Specifying	
Thread Plug Adapter	439
Thread Power Hub	440
Thread Power Track Infeeds	441
Thread Power Tracks	445
Thread Connector	447
Thread Power Strip	448

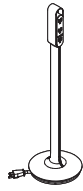
Statement of Line

Thread



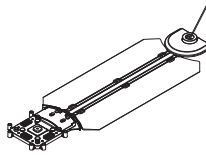
Three-Prong Plug Adapter

Understanding
▶ Page 434
Specifying
▶ Page 439



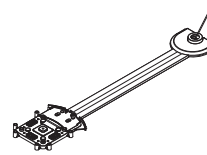
Power Hub

Understanding
▶ Page 434
Specifying
▶ Page 440



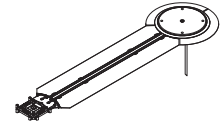
Power Track Wall Infeed with Ramps

Understanding
▶ Page 434
Specifying
▶ Page 441



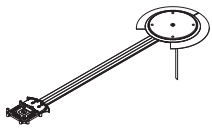
Power Track Wall Infeed with Infills

Understanding
▶ Page 434
Specifying
▶ Page 442



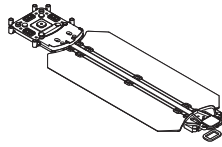
Power Track Floor Infeed with Ramps

Understanding
▶ Page 434
Specifying
▶ Page 443



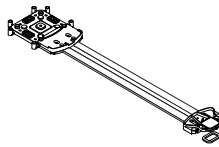
Power Track Floor Infeed with Infills

Understanding
▶ Page 434
Specifying
▶ Page 444



Power Track with Ramps

Understanding
▶ Page 434
Specifying
▶ Page 445



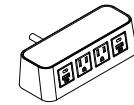
Power Track with Infills

Understanding
▶ Page 434
Specifying
▶ Page 446



Connector

Understanding
▶ Page 434
Specifying
▶ Page 447

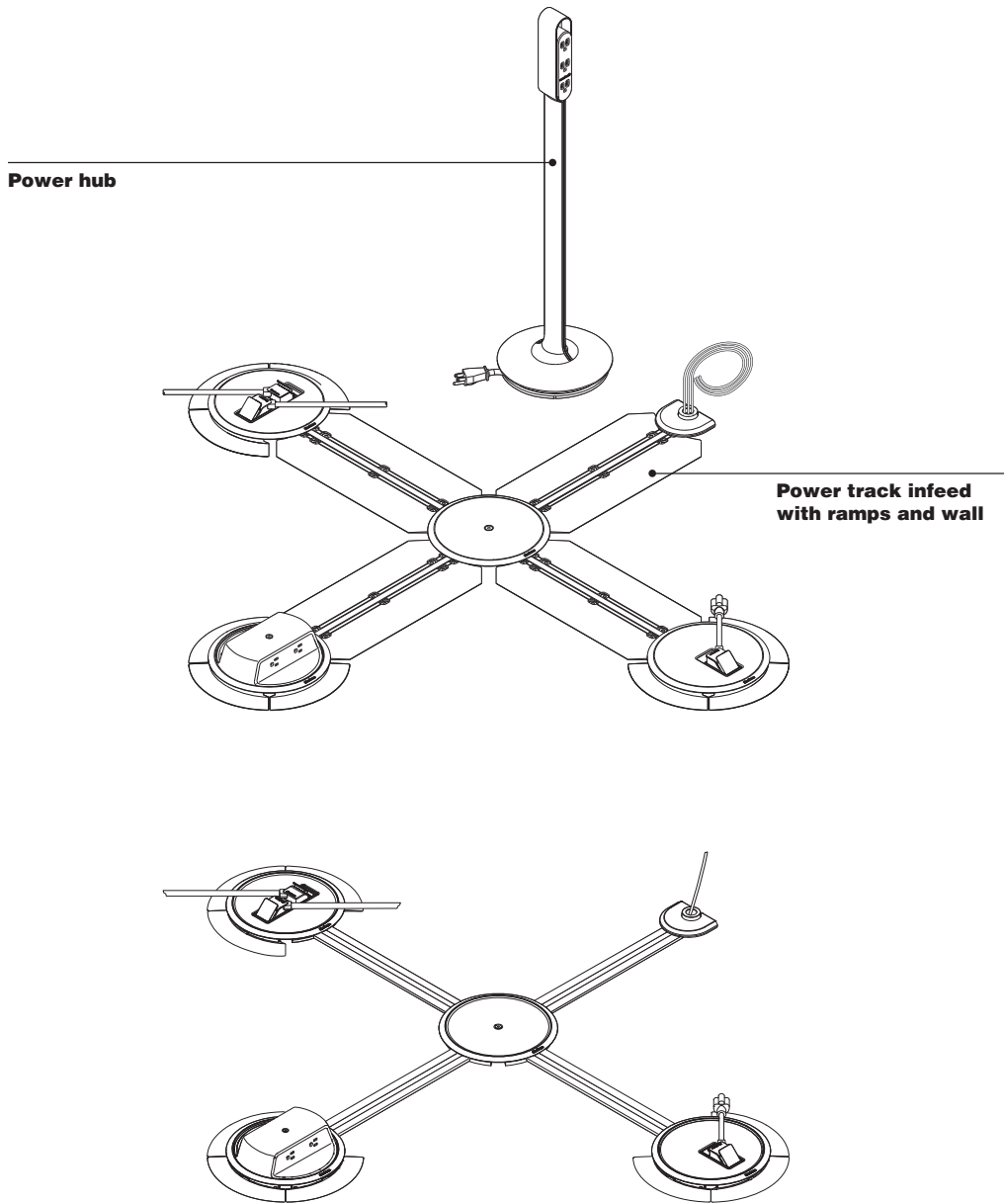


Power Strip

Specifying
▶ Page 448

Thread

Power Track and Power Track Infeeds

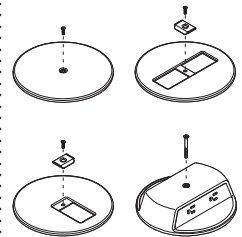


Product Details

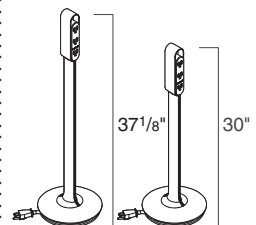
Power track infeeds provide the option of connecting the Thread system to the building power, either through the wall or through the floor. Infeed lengths are available from 24" to 144" in 12" increments and in single or dual circuit.

Available in single circuit and dual circuit.

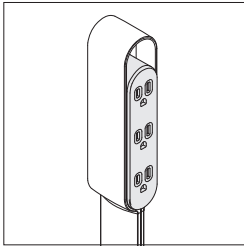
Power track lengths are available from 24" to 144" in 12" increments. They connect to an infeed to distribute power. Power tracks can be ordered with ramps or with infills.



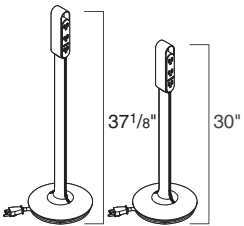
Connectors, four varieties: Blank (No power access), one-door low-profile (provides one access point utilizing Steelcase's proprietary low-profile plug), two-door low-profile (provides two access points utilizing Steelcase's proprietary low-profile plug), and the NEMA monument, which provides four standard three-prong plug (NEMA 5-15) receptacles. NEMA monument is available with standard and tamper resistant receptacles.



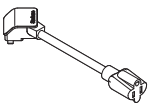
Power hub is available in lounge height and desk height and with a standard three-prong plug or Steelcase's proprietary low-profile plug. The hub provides a user interface for power that is off the floor and capable of moving around the space. It features an integrated cord wrap in the design of the base.



The Thread power hub provides six standard three-prong (NEMA 5-15) receptacles to provide power access where users need it. (indoor dry locations only).



The power hub is available in two heights, lounge height and desk height. The lounge height hub is 30" tall overall with the user interface starting at 22". The desk height hub is 37 1/8" tall overall with the user interface starting at 28".

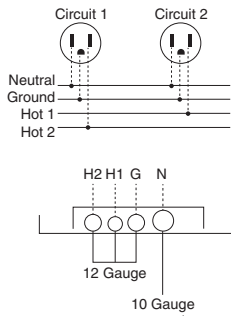


Low-profile plug adapter is an 8 3/4" long adapter that allows a single three-prong plug to connect to Steelcase's proprietary low-profile connectors.

Proprietary low-profile plug can only be used with the Thread system and will not interface with existing receptacles. In order to achieve ADA compliance for connectors in an egress location, we developed our own plug design.

Note: Always consult your local inspector prior to purchasing the Thread system to ensure all local codes and ordinances are satisfied since local regulations may supersede those spelled out in the National Electric Code.

Connections

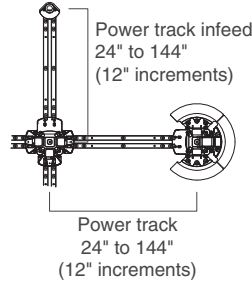


The single circuit power track infeeds utilize three standard 12 gauge insulated wires encased in a riveted metal housing.

The dual circuit power track infeeds utilize three 12 gauge insulated wires along with a 10 gauge shared neutral wire.

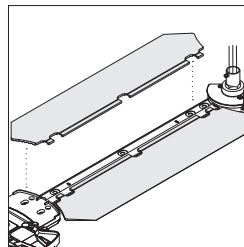
All infeeds stand 1/4" off of the subfloor.

The infeed track comes with 12' of extra wiring to easily connect to the building power through a new or existing junction box. If longer infeed wiring is necessary, it may be submitted to specials.

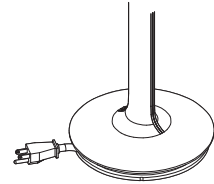


Thread power track and power track infeeds are prefabricated modular tracks capable of distributing up to 20 amps of power per circuit and come in lengths of 24" to 144" in 12" increments. These tracks must be fastened to subfloor, but can be reconfigured or removed without leaving substantial damage to the subfloor like more permanent solutions do. Thread power track cannot be field cut.

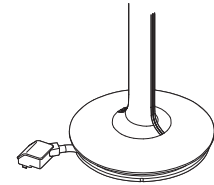
► Please refer to page 436 for more information on applications and reconfiguration.



Each power track and infeed track comes with either two flexible ramps or two infills. The ramps ease the transition between the subfloor and the height of the track. These ramps simply rest on top of the track and do not need to be adhered or fastened. The infills rest within the track to create a smooth surface for the floor covering to be applied over. When ordering a power track and/or infeed track, you can specify the track and ramps or the track and infills, depending on your installation method determined by your flooring selection.

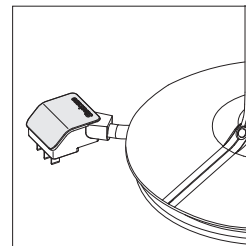


Standard three-prong plug

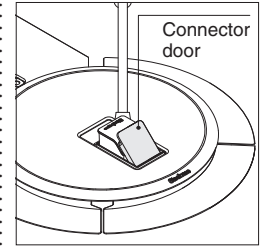


Low-profile plug

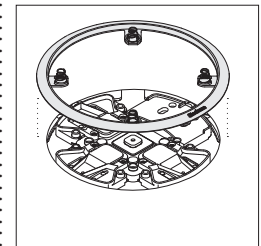
The cord is 5' long and is available with either a standard three-prong plug for use with standard receptacles or with Steelcase's proprietary low-profile plug for use with one-door and two-door low-profile connectors. Cord length can be changed to be 2-9' by ordering through Specials. The base only has the capacity to wrap 5' of cord within.



The metal connector cover on the low-profile connectors is a stamped, painted steel plate. This connector cover is ADA compliant for egress locations.



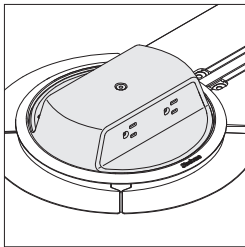
The low-profile connector doors are made of cast zinc. They are spring loaded and gasketed to ensure compliance with small liquid spill requirements. The system is not fully waterproof and is only acceptable for use indoors in dry locations.



The plastic trim ring is spring loaded to provide a tight fit against the flooring. It provides a simple ramp transition to the 1/2" maximum height of the connector cover and hides any imperfections in the access hole cut in the carpet.

NEMA connector is designed to accept most standard NEMA three-prong plug and cord orientations. If cord exits in a non-standard fashion, please check for fit before ordering. A low-profile connector and adapter should be utilized for non-standard configurations.

Thread, Power Track and Power Track Infeeds, continued



The NEMA monument is made of a two piece plastic housing that provides access to four standard three-prong receptacles. This connector is not ADA compliant for egress locations. NEMA monument is available with standard and tamper resistant receptacles.

When planning a power network, you must calculate the amperage requirements of all your electrical components so you can provide sufficient electricity to power them.

► See page 436 for additional power planning information.

Technical Electrical Information and Power Planning

The Thread system is listed as a 20 amp branch circuit. It utilizes three standard 12 gauge wires (hot, neutral, and ground). When more than one circuit is required to support a space or application, additional circuits will need to be provided using Thread power track infeeds connected to other circuits in the building. The number of circuits available to pull from will be determined by building construction. Please consult your electrician if you are unsure of the building power capabilities.

Thread is designed to accommodate 20 amps per circuit. Amps x volts = watts. In the U.S., this means 2,400 watts of potential. However, most locations only allow for power planning of up to 80% of potential. For example, 2,400 watts x 80% is 1,920 watts. When planning, consider whether a single or dual circuit is needed based on power needs.

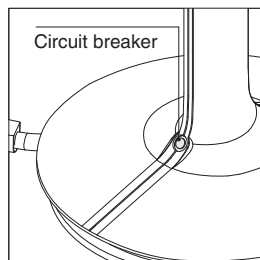
► See page 250 for *How to Calculate Power Needs*.

The Thread power track infeed begins with a universal connector that is capable of connecting to any standard 1/2" conduit or other listed product such as Wiremold or Conduit. The building electrical supply connection must be performed by a licensed electrician. Please consult with your electrician if you have questions regarding what type of conduit will be used.

Due to voltage drop, the National Electric Code (NEC) recommends that the distance between the building circuit box and the user access point not exceed 75–150 feet (depending on gauge of wires running from the building circuit box to the Thread infeed junction). Since the distance from the Thread infeed junction to the building circuit box may be difficult to ascertain, we recommend planning conservatively for the total distance of any individual Thread branch and keep it as short as possible. Thread branches longer than 70 feet per circuit may risk contributing to voltage drop exceeding acceptable levels.

Listing categories: Thread power track is listed as a multi-outlet assembly and is considered a 20 amp branch circuit, which means it meets the same requirements as the hard wire outlets in the wall. The power hub is listed as a relocatable power tap (RPT, which means it is treated the same as a typical power strip). The plug adapter is listed as an accessory to the Thread system.

UL 5 is the standard for multi-outlet assembly (which correlates to article 380 in the National Electric Code) and UL1363 is the standard for RPT, but has no direct correlation in the NEC.



The power hub has a circuit breaker in the base that is intended to trip should excessive power draw occur. If the total draw from all receptacles on a hub exceed 15 amps, the breaker will trip and a black button will pop out of the base where it meets the stalk. Pressing the black button back in will reset the circuit.

It is important to plan for expected power consumption in a given application to ensure enough infeeds are present to prevent tripping the circuit breaker either at a hub or at the building circuit box.

Building construction varies and there may be components hidden below the floor surface that must be avoided when drilling holes to anchor the power track infeed and power track. Sub-flooring, including concrete, may contain electrical wiring, structural cabling, radiant heating lines, etc. To avoid potential property damage or unsafe conditions, consult with the building architect or Engineer of Record to plan accordingly. The sub-floor can only have 1/8" of variance under where the Thread power track lies. If greater than 1/8", floor leveling is required.

The building electrical supply connection must be performed by a licensed electrician. Only connect this system to a dedicated 120-127 V– 60Hz 20A single phase GFCI protected building power circuit.

Codes Information

Thread is UL certified as a multi-outlet assembly and not a manufactured wiring assembly. Manufactured wiring systems are defined in Article 604 of the NEC and provide very clear guidelines regarding construction methods. Thread is constructed in a manner not consistent with any defined method in this section of the NEC and because of this, cannot be considered a manufactured wiring system. It is consistent with the definition for multi-outlet assemblies as defined in Article 380.

NEC 210.71: This 2017 code requires that any habitable room of at least 215 sq. ft. must have at least two floor outlets no less than 6 ft. from the wall. One outlet is required for every 215 sq. ft. of space. Thread is a solution to this code.

The system is capable of distributing 20 amps of power. Power planning to 80% consumption means the system is not designed to deliver more than 16 amps total. Each connection point can only connect to one circuit at a time. Thread is compatible with 5-15 plug types, not 5-20 plug types.

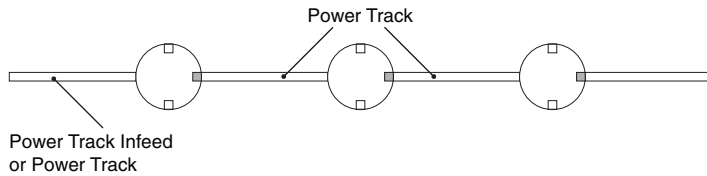
The NEC does not permit plugging an extension cord or relocatable power tap (RPT) into another extension cord or RPT. Many of the power units embedded in furniture are listed as a RPT and, per the NEC, are required to be plugged into a building hardwired receptacle. The Thread cord adapter is a listed multi outlet accessory and as such, is not considered an RPT, extension cord or a building receptacle. We recommend the NEMA monument for any Thread application where furniture-hosted power will be plugged in but some may desire to use the low-profile connector with an adapter for this application. Please note that while it is not a safety hazard, a local inspector may not approve because of the definitions and restrictions mentioned above.

Thread is listed as a multi outlet assembly in accordance with Article 380 of the NEC; it is not a flat conductor cable system (FCC) as identified in Article 324. FCC is not permitted in education, healthcare, or residential facilities.

The intent of this requirement within the code is that outlets are not to be covered by carpet. The traditional multi outlet assembly design was covered with receptacles across the entire face and field wired. With that type of design, it is easy to understand it applies to the entire product. Thread is a new design, yet certified as a multi outlet assembly. The raceway is factory wired and able to be covered with carpet, but the connector/receptacle still cannot.

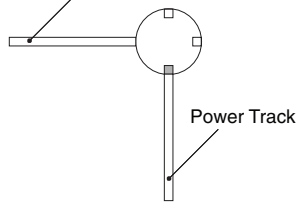
Track Configurations

Inline

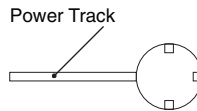


L 90°

Power Track Infeed
or Power Track

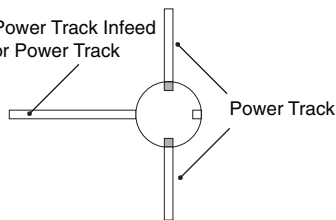


End of Run

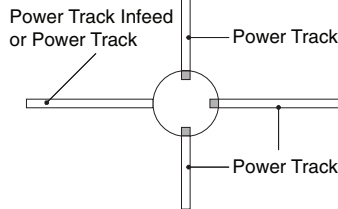


T

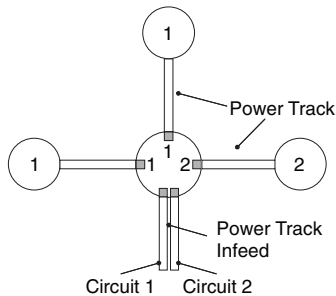
Power Track Infeed
or Power Track



X



Single Circuit and Dual Circuit



Track Configurations and Power Access Points Legend

- Inline = connector of any type
- L/90° = one door or NEMA connector
- End of Run = connector of any type
- T = one door or NEMA connector
- X = blank connector only

Infeed Circuit Types: Single circuit infeeds distribute the same circuit through all tracks and power access points. Dual circuit infeeds distribute one circuit at 90° and 180° from the infeed track. The second circuit is distributed at 270° from the infeed track.

Steelcase has recommended a maximum of 10 receptacle outlets to avoid code variation and Hub maximization.

- Blank covers do not count towards the total number of receptacles because no access points are present in this configuration.
- One door and two door low profile connectors each count as a single receptacle.
- NEMA monument counts as two receptacles.
- Hub counts as zero receptacles.
- cULus listed.

Thread, Power Track and Power Track Infeeds, continued

Applications

Floor Specifications

The Thread power distribution system is intended for indoor use/dry locations only. Each connector in the system will require a hole to be cut in the flooring to permit access to the system. This is true for every connection point, even if only using a blank cover where no power access is needed. For this reason, we strongly recommend carpet tile when carpet is used. See installation guide for tools and direction.

Flooring surface compatibility is dependent on which track solution is used. Track with ramps is designed for carpet only. Carpet tile is preferred over broadloom. Carpet thickness must be between 0.225" and 0.450". Track with infill is used for carpet and resilient tiled surfaces with conforming properties (most types of LVT meet these standards). Rely on the flooring provider to determine if the surface meets the needs of the system (ability to screw down the connectors without the surface breaking). Flooring thickness must be between 0.100" to 0.250" for both carpet and LVT.

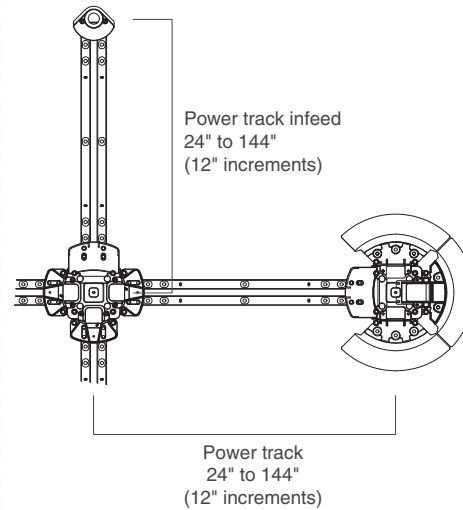
Tracks with infill require a field-supplied 6 mm underlayment.

Each piece of Thread power track or power track infeed must be fastened to the subfloor using one screw at each end of the track and one additional screw every 48". This means for power tracks that are shorter than 48" only two screws are required. For tracks 60" to 96" in length, three screws are required and for tracks longer than 96", four screws are required. Connectors require additional screws in to the subfloor. The track itself has multiple holes to allow it to be screwed down and has many more holes than are needed. For example, at the end of each track you will find four holes placed closely together but only one screw needs to be used. The extra holes are available in case of a damaged screw or some form of interference in the subfloor (like a rock in concrete) that might prevent a hole from being used. The same is true for holes all the rest of the way down the track; there are holes on both sides of the track and they are placed approximately every 12" to provide multiple options in case of interference in the subfloor. Please see installation guide for detailed instructions regarding this topic, including recommended types of fasteners and locating pilot holes.

A wall power infeed may be installed perpendicular to a wall or at any angle between 45° and 135°. However, it should be noted that once the infeed track is installed, all subsequent track connections will be either inline or at right angles to this track. There is no ability to create an angled connection between two tracks. Please refer to the installation guide for detailed instructions and drawings.

The Thread system does have some flexibility to accommodate uneven floors, however flooring elevation changes greater than $\frac{1}{8}$ " must be filled in or sanded down to even out the surface. The area underneath and immediately surrounding a junction (connector of any type, including a blank) must be flat within $\frac{1}{16}$ " in a 9" radius from the center of the junction. The Thread system is not designed for use on raised floors, across building expansion joints, or in areas where it will be subject to constant or rolling loads heavier than people. Please refer to the installation guide for additional details.

For connectors that will be in an ADA defined egress location, in order for the low-profile connector to be considered ADA compliant, the floor thickness stated above must be followed. Thinner surfaces can be used but will leave gaps and will not be ADA compliant. Thicker surfaces than stated are incompatible.

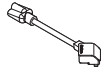


The length of a track is measured from the center of one connector to the center of another connector; a 24" power track by itself may not be precisely 24". This is intended to simplify planning and layouts.

Note: While this system has been developed to minimize its impact on the physical environment and to work with a broad range of existing furniture, certain conditions exist that may create undesirable interactions with other products. One example is the use of sled-base chairs since it may not sit flat when interacting with the track or connectors. Chairs utilizing pneumatic cylinders with minimum clearance of less than $\frac{1}{2}$ " should be used with care as the bottom of the cylinder can catch on a connector cover or on the slightly raised profile of the track beneath the carpet. Steelcase always strives to exceed the $\frac{1}{2}$ " clearance on our seating products but if you identify a seating product that does not have this level of clearance, a spacer ring is available from our service parts that can be placed between the cylinder and the base to increase the clearance. Please see part number 895446201SR in the Service Parts catalog, or part number 895446201MP for a quantity of 10 spacers.

Notice Regarding Installation: Thread must be anchored to the building floor for safe and proper use. Building construction varies and there may be components hidden below the floor surface that must be avoided when drilling holes to anchor the power track infeed and power track. Sub-flooring, including concrete, may contain electrical wiring, structural cabling, radiant heating lines, etc. To avoid potential property damage or unsafe conditions, consult with the building's architect or Engineer of Record to plan accordingly.

Thread Plug Adapter



Standard Includes		Required to Specify
▶ Need help? Product details, page 434	<ul style="list-style-type: none"> • Plug adapter • Low-profile plug end: 6053 Seagull plastic 	Style number

Related Products	
<ul style="list-style-type: none"> • Power hub • Power track • Power track infeed 	<ul style="list-style-type: none"> ▶ Page 440 ▶ Page 445 ▶ Page 441

Specification Information				
Dimensions			Style Number	U.S. Price
D	W	H		
8¾"	2"	1½"	PFLADPTR	\$82

Thread

 **For Canadian Pricing**
 Multiply U.S. Price by the Canadian price factor.
 ▶ See page 1 for details.

Thread Power Hub



Tip: Plugtop cap finish is 6053 Seagull. Hub receptacle faceplates are 7360 Merle.

Tip: Power cord is 5' in length.

Tip: 30" high power hub's lowest user interface is 22" off the floor. 37 1/8" high power hub's lowest user interface is 28" off the floor.

Tip: Neck is 1 3/4" wide and 1/2" deep.

Tip: Head is 2" wide and 1 1/2" deep.

	Standard Includes	Required to Specify
▶ Need help? Product details, page 434	<ul style="list-style-type: none"> Power hub: 7360 Merle paint Six NEMA outlets (three on each side) Integrated cord wrap Reset button Weighted base Power cord with low-profile plug or NEMA plug 	1 Style number 2 Options, if selected (see below)

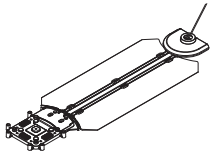
	Options	U.S. Price	Required to Specify
Surface Materials	<ul style="list-style-type: none"> 7360 Merle 4799 Platinum Metallic 4140 Arctic White Gloss 	No cost +\$13 +\$13	Specify with 7360 Merle. Specify with 4799 Platinum Metallic. Specify with 4140 Arctic White Gloss.
Height Options	<ul style="list-style-type: none"> 30" lounge height 37 1/8" desk height 	No cost +\$ 7	Specify with lounge height. Specify with desk height.
Plug Configuration Options	<ul style="list-style-type: none"> Low-profile plug Standard NEMA three-prong plug 	No cost -\$47	Specify with low profile plug. Specify with standard NEMA three-prong plug.
Related Products	<ul style="list-style-type: none"> Power track Power track infeed Plug adapter Connector 		<ul style="list-style-type: none"> ▶ Page 445 ▶ Page 441 ▶ Page 439 ▶ Page 447

Specification Information		
Diameter	Style Number	U.S. Base Price
8"	PFLHUB	\$682
.	.	.
.	.	.
.	.	.



For Canadian Pricing
 Multiply U.S. Price by the Canadian price factor.
 ▶ See page 1 for details.

Thread Power Track Wall Infeed With Ramps



Tip: Length of power track infeed is measured from center of building infeed to center of connector.

Tip: Conduit and conduit collar are not included.
▶ See Understanding on page 436 for conduit sizing.

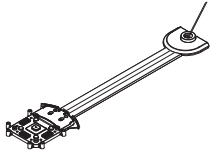
Standard Includes		Required to Specify
▶ Need help? Product details, page 434	<ul style="list-style-type: none"> • Power track infeed • Power track ramps • Infeed cover: 12' of insulated color-coded wires for hard-wire connection to building power source 	1 Style number 2 Options, if selected (see below)

Options	U.S. Price	Required to Specify
Surface Materials Trim ring finish <ul style="list-style-type: none"> • 7360 Merle • 7190 Platinum 	No cost No cost	Specify with 7360 Merle. Specify with 7190 Platinum.
Circuit Type <ul style="list-style-type: none"> • Single circuit • Dual circuit 	See prices below See prices below	Specify with single circuit and length. Specify with dual circuit and length.
Related Products <ul style="list-style-type: none"> • Power track • Power hub • Plug adapter • Connector 		▶ Page 445 ▶ Page 440 ▶ Page 439 ▶ Page 447

Specification Information					
Style Number	Dimensions			U.S. Prices	
	W	H	L	Single Circuit	Dual Circuit
PFLTRKINF	8"	1"	24"	\$379	\$ 472
	8"	1"	36"	\$430	\$ 534
	8"	1"	48"	\$475	\$ 589
	8"	1"	60"	\$525	\$ 646
	8"	1"	72"	\$576	\$ 707
	8"	1"	84"	\$625	\$ 763
	8"	1"	96"	\$671	\$ 816
	8"	1"	108"	\$722	\$ 877
	8"	1"	120"	\$771	\$ 937
	8"	1"	132"	\$819	\$ 993
	8"	1"	144"	\$869	\$1051

 **For Canadian Pricing**
 Multiply U.S. Price by the Canadian price factor.
 ▶ See page 1 for details.

Thread Power Track Wall Infeed With Infills



	Standard Includes	Required to Specify
▶ Need help? Product details, page 434	<ul style="list-style-type: none"> • Power track infeed • Power track infills • Infeed cover: 12' of insulated color-coded wires for hard-wire connection to building power source 	1 Style number 2 Options, if selected (see below)

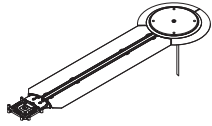
	Options	U.S. Price	Required to Specify
Surface Materials	Trim ring finish <ul style="list-style-type: none"> • 7360 Merle • 7190 Platinum 	No cost No cost	Specify with 7360 Merle. Specify with 7190 Platinum.
Circuit Type	<ul style="list-style-type: none"> • Single circuit • Dual circuit 	See prices below See prices below	Specify with single circuit and length. Specify with dual circuit and length.
Related Products	<ul style="list-style-type: none"> • Power track • Power hub • Plug adapter • Connector 		▶ Page 445 ▶ Page 440 ▶ Page 439 ▶ Page 447

Specification Information					
Style Number	Dimensions			U.S. Prices	
	W	H	L	Single Circuit	Dual Circuit
PFLTRKINFV	8"	1"	24"	\$379	\$ 472
	8"	1"	36"	\$430	\$ 534
	8"	1"	48"	\$475	\$ 589
	8"	1"	60"	\$525	\$ 646
	8"	1"	72"	\$576	\$ 707
	8"	1"	84"	\$625	\$ 763
	8"	1"	96"	\$671	\$ 816
	8"	1"	108"	\$722	\$ 877
	8"	1"	120"	\$771	\$ 937
	8"	1"	132"	\$819	\$ 993
	8"	1"	144"	\$869	\$1051



For Canadian Pricing
 Multiply U.S. Price by the
 Canadian price factor.
 ▶ See page 1 for details.

Thread Power Track Floor Infeed With Ramps



Tip: PerfectMatch is a service that allows you to create your own paint color. Refer to the Surface Materials Reference Manual for more information about this program.

Standard Includes		Required to Specify
<ul style="list-style-type: none"> ▶ Need help? Product details, page 434 	<ul style="list-style-type: none"> • Power track infeed • Power track ramps • Black connector cover: 12' of insulated color-coded wires for hardwire connection to building power source 	<ul style="list-style-type: none"> 1 Style number 2 Options, if selected (see below)

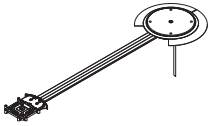
Options	U.S. Price	Required to Specify
Surface Materials Trim ring finish <ul style="list-style-type: none"> • 7360 Merle • 7190 Platinum • Stainless steel • PerfectMatch paint 	<ul style="list-style-type: none"> No cost No cost +\$155 +\$171 	<ul style="list-style-type: none"> Specify with 7360 Merle. Specify with 7190 Platinum. Specify with stainless steel. Specify with 4990 PerfectMatch.
Circuit Type <ul style="list-style-type: none"> • Single circuit • Dual circuit 	<ul style="list-style-type: none"> See prices below See prices below 	<ul style="list-style-type: none"> Specify with single circuit and length. Specify with dual circuit and length.
Related Products <ul style="list-style-type: none"> • Power track • Power hub • Plug adapter • Connector 		<ul style="list-style-type: none"> ▶ Page 445 ▶ Page 440 ▶ Page 439 ▶ Page 447

Specification Information					
Style Number	Dimensions			U.S. Prices	
	W	H	L	Single Circuit	Dual Circuit
PFLINFFL	8"	1"	24"	\$ 625	\$ 783
	8"	1"	36"	\$ 676	\$ 840
	8"	1"	48"	\$ 721	\$ 896
	8"	1"	60"	\$ 771	\$ 956
	8"	1"	72"	\$ 822	\$1013
	8"	1"	84"	\$ 871	\$1070
	8"	1"	96"	\$ 917	\$1126
	8"	1"	108"	\$ 968	\$1185
	8"	1"	120"	\$1017	\$1243
	8"	1"	132"	\$1065	\$1299
	8"	1"	144"	\$1115	\$1358

Thread

 **For Canadian Pricing**
 Multiply U.S. Price by the Canadian price factor.
 ▶ See page 1 for details.

Thread Power Track Floor Infeed With Infills



Tip: PerfectMatch is a service that allows you to create your own paint color. Refer to the Surface Materials Reference Manual for more information about this program.

Tip: Length of power track infeed is measured from center of building infeed to center of connector.

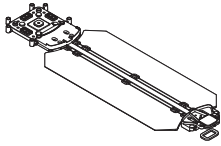
Standard Includes		Required to Specify	
<ul style="list-style-type: none"> ▶ Need help? Product details, page 434 	<ul style="list-style-type: none"> • Power track infeed • Power track infills • Black connector cover: 12' of insulated color-coded wires for hardwire connection to building power source 	<ul style="list-style-type: none"> 1 Style number 2 Options, if selected (see below) 	
Options	U.S. Price	Required to Specify	
Surface Materials <ul style="list-style-type: none"> • Trim ring finish <ul style="list-style-type: none"> • 7360 Merle • 7190 Platinum • Stainless steel • PerfectMatch paint 	<ul style="list-style-type: none"> No cost No cost +\$155 +\$171 	<ul style="list-style-type: none"> Specify with 7360 Merle. Specify with 7190 Platinum. Specify with stainless steel. Specify with 4990 PerfectMatch. 	
Circuit Type <ul style="list-style-type: none"> • Single circuit • Dual circuit 	<ul style="list-style-type: none"> See prices below See prices below 	<ul style="list-style-type: none"> Specify with single circuit and length. Specify with dual circuit and length. 	
Related Products <ul style="list-style-type: none"> • Power track • Power hub • Plug adapter • Connector 	<ul style="list-style-type: none"> ▶ Page 445 ▶ Page 440 ▶ Page 439 ▶ Page 447 		

Specification Information					
Style Number	Dimensions			U.S. Base Prices	
	W	H	L	Single Circuit	Dual Circuit
PFLINFFLV	8"	1"	24"	\$ 625	\$ 783
	8"	1"	36"	\$ 676	\$ 840
	8"	1"	48"	\$ 721	\$ 896
	8"	1"	60"	\$ 771	\$ 956
	8"	1"	72"	\$ 822	\$1013
	8"	1"	84"	\$ 871	\$1070
	8"	1"	96"	\$ 917	\$1126
	8"	1"	108"	\$ 968	\$1185
	8"	1"	120"	\$1017	\$1243
	8"	1"	132"	\$1065	\$1299
	8"	1"	144"	\$1115	\$1358



For Canadian Pricing
 Multiply U.S. Price by the Canadian price factor.
 ▶ See page 1 for details.

Thread Power Track With Ramps



Tip: Length of power track is measured from center of connector to center of another connector.

Standard Includes	Required to Specify
-------------------	---------------------

- | | | |
|--|--|--|
| <ul style="list-style-type: none"> ▶ Need help? Product details, page 434 | <ul style="list-style-type: none"> • Power track • Power track ramps | <ul style="list-style-type: none"> 1 Style number 2 Options, if selected (see below) |
|--|--|--|

Options	U.S. Price	Required to Specify
---------	------------	---------------------

Lengths	<ul style="list-style-type: none"> • 24" No cost • 36" +\$ 51 • 48" +\$ 96 • 60" +\$146 • 72" +\$197 • 84" +\$246 • 96" +\$292 • 108" +\$343 • 120" +\$392 • 132" +\$440 • 144" +\$490 	<ul style="list-style-type: none"> Specify with 24". Specify with 36". Specify with 48". Specify with 60". Specify with 72". Specify with 84". Specify with 96". Specify with 108". Specify with 120". Specify with 132". Specify with 144".
----------------	---	---

- | | | |
|-------------------------|--|--|
| Related Products | <ul style="list-style-type: none"> • Power hub • Power track infeed • Plug adapter • Connector | <ul style="list-style-type: none"> ▶ Page 440 ▶ Page 441 ▶ Page 439 ▶ Page 447 |
|-------------------------|--|--|

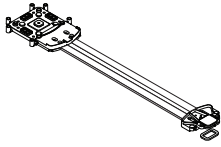
Specification Information			
Dimensions		Style	U.S.
W	H	Number	Base Price

8"	³ / ₄ "	PFLTRK	\$349
----	-------------------------------	--------	-------

Thread

For Canadian Pricing
Multiply U.S. Price by the Canadian price factor.
▶ See page 1 for details.

Thread Power Track with Infills



Tip: Length of power track is measured from center of connector to center of another connector.

Standard Includes	Required to Specify
-------------------	---------------------

- | | | |
|--|--|--|
| <ul style="list-style-type: none"> ▶ Need help? Product details, page 434 | <ul style="list-style-type: none"> • Power track • Power track infills | <ul style="list-style-type: none"> 1 Style number 2 Options, if selected (see below) |
|--|--|--|

Lengths	Options	U.S. Price	Required to Specify
---------	---------	------------	---------------------

<ul style="list-style-type: none"> • 24" • 36" • 48" • 60" • 72" • 84" • 96" • 108" • 120" • 132" • 144" 	<ul style="list-style-type: none"> No cost +\$ 51 +\$ 96 +\$146 +\$197 +\$246 +\$292 +\$343 +\$392 +\$440 +\$490 	<ul style="list-style-type: none"> Specify with 24". Specify with 36". Specify with 48". Specify with 60". Specify with 72". Specify with 84". Specify with 96". Specify with 108". Specify with 120". Specify with 132". Specify with 144".
---	---	---

- | | |
|--|--|
| Related Products <ul style="list-style-type: none"> • Power hub • Power track infeed • Plug adapter • Connector | <ul style="list-style-type: none"> ▶ Page 440 ▶ Page 441 ▶ Page 439 ▶ Page 447 |
|--|--|

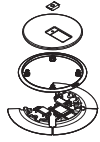
Specification Information			
Dimensions		Style	U.S.
W	H	Number	Base Price

8"	³ / ₄ "	PFLTRKV	\$349
:	:	:	:



For Canadian Pricing
 Multiply U.S. Price by the Canadian price factor.
 ▶ See page 1 for details.

Thread Connector



Tip: PerfectMatch is a service that allows you to create your own paint color. Refer to the Surface Materials Reference Manual for more information about this program.

Tip: The connectors are only available with textured paint. When using perfect match paints, only textured paints will be permitted.

Tip: NEMA monument is plastic molded. Specify with 6527 Merle plastic or 6249 Platinum plastic. Paint, including perfect match paint, is not available.

Tip: The painted connectors are only available with textured paint. When using perfect match paints, only textured paints will be permitted.

Tip: Not all junction configurations are compatible with connector types.

▶ See page 435

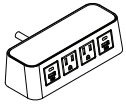
Standard Includes	Required to Specify
<ul style="list-style-type: none"> ▶ Need help? Product details, page 434 • Connector cover: 7360 Merle paint • Connector trim ring: 6527 Merle plastic • Fillers: 6000 Black • Hardware 	<ul style="list-style-type: none"> 1 Style number 2 Options, if selected (see below)

Options	U.S. Price	Required to Specify
Surface Materials <ul style="list-style-type: none"> • 7360 Merle paint • 7190 Platinum Solid paint • 4990 PerfectMatch paint • Stainless steel 	<ul style="list-style-type: none"> No cost No cost +\$171 +\$425 	<ul style="list-style-type: none"> Specify with 7360 Merle. Specify with 7190 Platinum Solid. Specify with 4990 PerfectMatch. Specify with stainless steel.
Trim ring <ul style="list-style-type: none"> • 6527 Merle plastic • 6249 Platinum plastic 	<ul style="list-style-type: none"> No cost No cost 	<ul style="list-style-type: none"> Specify with 6527 Merle. Specify with 6249 Platinum.
NEMA cover and trim ring <ul style="list-style-type: none"> • 6527 Merle plastic • 6249 Platinum plastic 	<ul style="list-style-type: none"> No cost No cost 	<ul style="list-style-type: none"> Specify with 6527 Merle. Specify with 6249 Platinum.
Configurations <ul style="list-style-type: none"> • Blank low-profile connector, 9½" diameter x ¾" height • One-door low-profile connector, 9½" diameter x ¾" height • Two-door low-profile connector, 9½" diameter x ¾" height • NEMA monument connector 9½" diameter and 2½" height • NEMA monument connector with tamper-resistant receptacles 9½" diameter and 2½" height 	<ul style="list-style-type: none"> No cost +\$ 44 +\$ 88 +\$131 +\$151 	<ul style="list-style-type: none"> Specify with blank low profile connector. Specify with one-door low profile connector. Specify with two-door low profile connector. Specify with NEMA monument connector. Specify with NEMA monument connector with tamper-resistant.
Related Products <ul style="list-style-type: none"> • Power track • Power track infeed • Plug adapter 		<ul style="list-style-type: none"> ▶ Page 445 ▶ Page 441 ▶ Page 439

Specification Information	
Style Number	U.S. Base Price
PFLCNCTR	\$262

For Canadian Pricing
 Multiply U.S. Price by the Canadian price factor.
 ▶ See page 1 for details.

Thread Power Strip



Tip: Thread power strip with clamp-on mount works on worksurfaces that range from 3/4" to 2 1/2" thick.

Standard Includes		Required to Specify	
	<ul style="list-style-type: none"> Rectangular shaped power and USB strip with Thread low-profile plug, 3 power/1 USB format Non tamper-resistant receptacles 6' cord Freestanding mount 		<ul style="list-style-type: none"> 1 Style number 2 Options, if selected (see below)
Options	U.S. Price	Required to Specify	
Cord Length	• 10' cord +\$41	Specify with 10' cord.	
Power Plug	• Standard NEMA -\$47	Specify with NEMA plug.	
Power Configuration	• 1 USB A+C/2 power/ 1 USB A+C +\$79	Specify with 1 USB A+C/2 power/ 1 USB A+C configuration.	
Tamper-Resistant	• With tamper-resistant +\$34	Specify with tamper-resistant.	
Mount	• Clamp-on mount +\$30	Specify with clamp-on mount.	
Related Products	<ul style="list-style-type: none"> Power hub Power track Plug Connector Power track infeed 	<ul style="list-style-type: none"> ▶ Page 440 ▶ Page 445 ▶ Page 439 ▶ Page 447 ▶ Page 441 	

Specification Information				
Dimensions			Style	U.S.
D	W	H	Number	Base Price
7 ⁵ / ₁₆ "	2 ¹ / ₁₆ "	2 ³ / ₄ "	PFLPWRST	\$487



For Canadian Pricing
Multiply U.S. Price by the Canadian price factor.
▶ See page 1 for details.

Understanding and Specifying Premium Whiteboards and Tackboards



Statement of Line **450**



Wall Mounted **455**

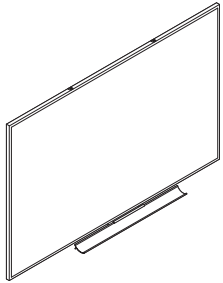
Mobile and Privacy **505**



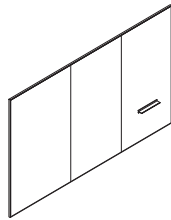
Surface Materials **519**

Statement of Line

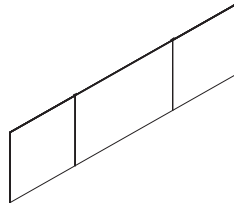
Wall Mounted



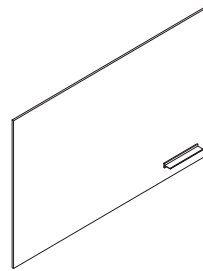
Parametric Premium Whiteboards and Tackboards
Understanding
▶ Page 457
Specifying
▶ Page 468



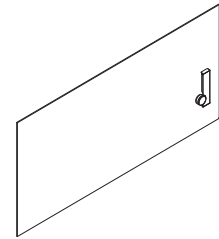
Flow
Understanding
▶ Page 480
Specifying
▶ Page 478



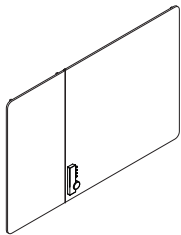
Horizontal Flow
Understanding
▶ Page 484
Specifying
▶ Page 486



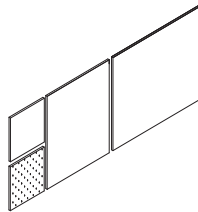
Sans
Understanding
▶ Page 488
Specifying
▶ Page 490



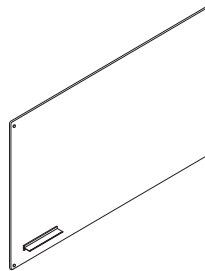
Sans Light
Understanding
▶ Page 491
Specifying
▶ Page 493



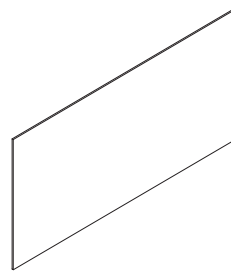
Accord
Understanding
▶ Page 494
Specifying
▶ Page 495



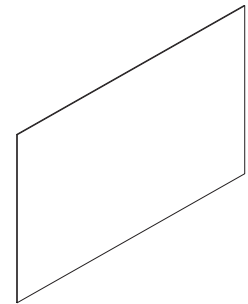
Motif
Understanding
▶ Page 496
Specifying
▶ Pages 497–498



Serif
Understanding
▶ Page 499
Specifying
▶ Page 500

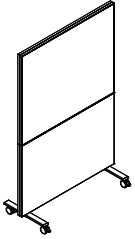


Tac
Understanding
▶ Page 501
Specifying
▶ Page 502




Glass
Understanding
▶ Page 503
Specifying
▶ Page 504

Mobile, Privacy, and Accessories



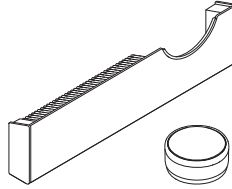
Textura Mobile

- Understanding
- ▶ Page 506
- Specifying
- ▶ Page 507



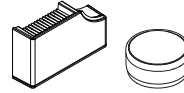
Boundri

- Understanding
- ▶ Page 508
- Specifying
- ▶ Page 510



Collaborative ToolBar

- Understanding
- ▶ Page 512
- Specifying
- ▶ Page 513



Collaborative ToolBar Mini

- Understanding
- ▶ Page 512
- Specifying
- ▶ Page 513

e³ environmental CeramicSteel

The e³ environmental CeramicSteel Difference

Steelcase Premium Whiteboards incorporate the e³ environmental CeramicSteel surface, which is the first and only ecologically intelligent whiteboard surface to receive a MBDC Cradle to Cradle Bronze certification. Cradle to Cradle certification evaluates products for environmentally safe and healthy materials; energy and water use during production, the ability to recycle and reuse materials, and social responsibility. Steelcase has created its fourth generation of CeramicSteel writing surfaces, e³, which delivers the properties of its best selling writing surface, P³ CeramicSteel, and complies with the Cradle to Cradle certification criteria. Steelcase will continue to follow standards set forth by MBDC Cradle to Cradle certification to reaffirm our commitment to sustainability. For over five decades, millions of boards have been produced around the world using P³ CeramicSteel. Steelcase used this cross section of consumers to gather the information that helped determine what the next generation of writing surfaces should provide. Our internationally renowned R&D team worked with experts in the field of ceramics and technology to create e³ environmental CeramicSteel surface – the new industry standard for superior quality.

The e³ environmental CeramicSteel Advantage

The ceramic finish consists of a specially formulated glass substance applied by machine. The e³ environmental CeramicSteel surface is fused to steel at a temperature of approximately 1500 degrees Fahrenheit for whiteboards. It registers at a minimum of five (5) on the revised Mohs hardness scale.

Benefits of e³

- Ultra-smooth writing surface
- Improved erasability
- Greater color contrast
- Significantly less surface/light distortion
- Optimum eye comfort
- Enhanced visibility
- Reduced chalk pressure, greater adherence
- Increased chalk/surface contrast
- Accepts magnets

Environmental Features

- Enamel fused to cold-rolled enameling-grade steel
- In all coatings, the total amount of heavy metals cadmium, mercury, hexavalent chromium, and lead is less than 0.1%
- All coatings are free of arsenic and antimony
- No Volatile Organic Compounds (VOCs)
- Steel core is made from minimum 30% post-consumer and post-industrial waste
- e³ environmental CeramicSteel surface is 99% recyclable

Cleaning/Daily Care and Maintenance

Maintenance

Before the first use of your CeramicSteel:

- Remove the protective film.
- Wipe board with a clean cloth moistened with a high-quality whiteboard cleaner.
- Wipe surface dry with a clean cloth.

Daily cleaning instructions for your CeramicSteel:

- Wipe surface with a clean cloth moistened with warm water.
- Wipe surface dry with a clean cloth.

More thorough cleaning may be required if writing is left on the board for more than two days.

Textura Fabric Cleaning and Care

Wipe with a damp cloth using soap and water or use proprietary upholstery shampoo.

- For deeper cleaning use alcohol spray or wipes. Bleach can be used by following the guidelines below.
- Anti-bacterial sprays and wipes can be used to wipe down the fabric to disinfect.

General commercial disinfection:

- Use a household bleach (containing approximately 4.5 oz per 100 oz of sodium hypochlorite), which should then be used in a 1:10 dilution.
- Follow the instructions of the brand.
- Measure out the required dose in relation to the quantity of water, soak a white or lightly colored cloth in the solution, squeeze out any excess liquid and gently wipe the fabric before leaving dry.

Acoustic Cleaning and Care

Remove spills immediately using damp, clean cloth. Dab with a clean, soft white cloth dampened with a mild solution of liquid detergent and warm water. Repeat using only clean water, then pat dry with a lint free cloth. Always test in an inconspicuous area first. Avoid using wax polishes, solvents or concentrated abrasives. For more difficult stains, dampen a soft white cloth with a solution of household bleach (10% bleach / 90% water). Dab gently. Repeat using only a clean, water dampened cloth to remove bleach concentration then pat dry with a lint free cloth.

Note: Fabrics have been developed to withstand regular cleaning maintenance and disinfection. Please follow the manufacturer instructions on cleaning and disinfection agents. We recommend spot testing on an inconspicuous part of the material first. Fabric samples are available for testing by contacting samples@polyvision.com.

Markers

Use any high-quality dry erase marker.

CAUTION

For optimal performance, Steelcase recommends the use of high quality solvent-based dry-erase markers, as opposed to water-based dry-erase markers (also called "low odor markers"). Low odor markers do not perform as well as solvent-based because the water takes longer to dry and the ink clings more aggressively to the board's surface, leaving behind a film. Replace markers when almost dry to avoid poor erasability. Replace the eraser felt regularly. Dirty felt or erasers will result in poor erasability.

Removing Permanent Marker

Option 1:

- Write over the top of the permanent marker ink with a dry-erase marker
- Simply erase

Option 2:

- Moisten a clean, dry cloth with isopropyl alcohol
- Wipe the board in a circular motion to loosen marker residue
- Rinse with clear water
- Dry the board with a clean cloth
- Repeat these steps as necessary

Installer's Instructions for Initial Cleaning at Time of Installation

NOTE: These initial cleaning instructions are shipped with every board.

- For initial cleaning, wipe your board with a clean cloth moistened by a mild, alcohol-based cleaner.
- Rinse with clear water. This step is simple, but very important.
- Wipe dry with a clean cloth.

Material Description

e³ environmental CeramicSteel is produced by a controlled, continuous coil-coating process. The surface consists of a steel core of .013" and .019" thickness covered on both sides with thin enamel coatings. The ceramic finish is fused to the steel at a temperature of approximately 1500°F for whiteboard and 1250°F for chalkboard.

Characteristic e³ environmental CeramicSteel

Writeability
Whiteboards can be written on with any dry-erase, semi-permanent, water-soluble, permanent marker, pen, or crayon without damaging the surface. Chalkboards have a superior, low-gloss, matte finish that readily accepts chalk providing a sharp, unbroken line with less pressure and maximum surface adherence.

Visibility
Contrast/waviness for whiteboards (light and dark effects) shall be no greater than 15 when tested with BYK - Gardner Wave Scan 5+ measurement device showing visual acuity (contrast sensitivity) to the human eye at distances greater than 3 meters (10'-0"). Contrast/waviness for chalkboards (light and dark effects) shall be no less than 20 when tested with the contrast measurement test with 773-gram load on chalk. Resolution (visual acuity) shall be based on 3 lines per degree and be visibly maintained beyond the current standard of 3 meters.

Erasability
For whiteboards, dry-erase marker ink can be wiped off easily with a dry cloth or standard eraser. Crayon, semi-permanent, and permanent marker pen inks can be removed with a solvent based cleaner. Chalkboards erase easily with a dry cloth or standard chalk eraser, retains minimal residual chalk dust, and will not leave "ghost writing." Color change (dark/light) after chalk erasing is reduced 60% from traditional surfaces.

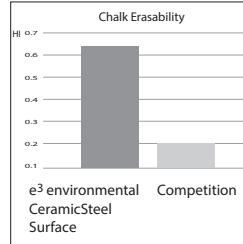
Cleanability (Washability)
WET Ghost measurements on chalkboard surfaces before and after wet cleaning shall not exceed a factor of 0.49. For further care and cleaning instructions, refer to the www.steelcase.com/en/products/category/markerboards/static-boards.

Wearability
Vitrified glass-hard ceramic surface fused to light-gauge enameling grade steel at approximately +1250°F for chalkboards and +1500°F for whiteboards. High resistance to impact damage, abrasion, scratching, and color fading. The e³ environmental CeramicSteel surface registers at a minimum of 5 for chalkboards and 6.5 for whiteboards on the revised Mohs hardness scale.

Magnet Capability
The e³ environmental CeramicSteel surfaces are ideal for all magnets and magnetic impregnated materials and will not be scratched or damaged from the contact.

Flame Resistance
The e³ surface is 100% non-combustible.

Low-Gloss Whiteboards



The ultra-smooth finish enables dry markers and chalk to glide easily across the e³ environmental CeramicSteel surface with minimal friction. The surface smoothness allows more dry-erase ink and chalk to be removed, improving erasability and eliminating "ghost writing".

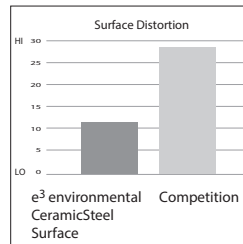
*All whiteboard erasability tests were conducted using High-Gloss e³ environmental CeramicSteel surfaces.

Writeability

Low-Gloss provides the same writing characteristics as High-Gloss.

Erasability

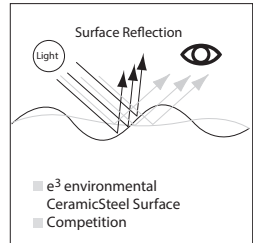
Low-Gloss surfaces will not erase as thoroughly as High-Gloss surfaces. When this occurs, a water-dampened cloth will be required to erase the surface.



Surface distortion (Orange Peel) has been reduced significantly in direct comparison with the competition's surface.

Cleanability

After normal erasing of Low-Gloss surfaces, solvents may be used to remove harder-to-erase dry marker inks and residue from other pens. Always clear water rinse after using any cleaning agent on the surface.



The e³ environmental CeramicSteel surface maximizes the performance of reflected light and reduces surface glare, resulting in improved visibility under a wide range of lighting conditions.

Wall Mounted

Wall Mounted

Understanding Parametrics	456
Parametric Premium Whiteboards and Tackboards	457
Edge Series	458
110 Series	460
555 Series	462
Polyvision Parametric Whiteboards	476
Flow	480
Horizontal Flow	484
Sans	488
Sans Light	491
Accord	494
Motif	496
Serif	499
Tac	501
Glass	503

Understanding Parametrics

What is Parametric?

Parametrics is the ability for a customer to change dimensions of a product within pre-engineered limits.

Customers do not have to go through the specials process for dimensional size changes, thus reducing lead times.

Parametric Premium Whiteboards allow for the specification of non-modular sizes in three trim styles to suit a variety of design applications. The two style numbers are PWBWTBRD for whiteboards and PWBTKBRD for tackboards.

► Specifying, page 468

Trim styles:

- Edge Series
- 110 Series
- 555 Series

Parametric Polyvision whiteboards allow for specification of non-modular sizes with or without edge framing, varying by product selected. The two style numbers for Polyvision whiteboards are **PVFLOWPM** for Flow and **SANSPM** for Sans.

Two edge options are available:

- Sans—frameless only, optional accented edge colors
- Flow— anodized aluminum, framed or frameless

Parametric products requiring digital print graphics will need to be quoted by Specials. Refer to Sans, Sans Light, or Parametric Premium Whiteboards (modular sizes only) for standard graphic patterns and finish color options.

Overall Dimensions

Premium whiteboard and tackboard dimensions can be ordered to the 1/16 of an inch within these ranges.

For whiteboards, the range of sizes is:

- Width: 24.25" to 192.25"
- Height: 18.25" to 48.25"

For tackboards, the range of sizes is:

- Width: 24.25" to 120.25"
- Height: 18.25" to 48.25"

Polyvision whiteboard dimensions vary by product selected and orientation. Dimensions can be ordered to the 1/16 of an inch within these ranges. The marker tray option is not available for Sans or Flow parametric.

SANSPM the range of sizes is:

Horizontal:

- Width: 24" to 144" (610 mm to 3658 mm)
- Height: 24" to 46.625" (610 mm to 1184 mm)

Vertical:

- Width: 24" to 46.625" (610 mm to 1184 mm)
- Height: 46.6875" to 96" (1186 mm to 2438 mm)

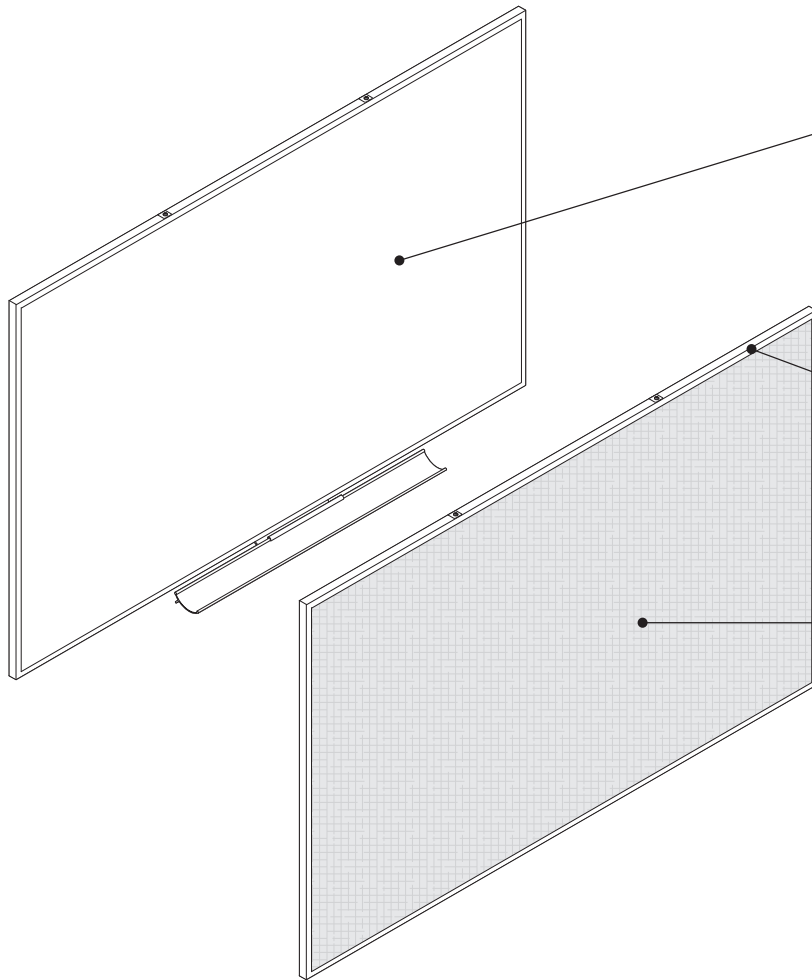
PVFLOWPM the range of sizes is:

- Width: 46.6535 (1185 mm) The width for **PVFLOWPM** is a fixed dimension
- Height: 60" to 96" (1524 mm to 2438 mm)

Parametric Premium Whiteboards and Tackboards

Edge Series, 110 Series, and 555 Series

Parametric Premium
Whiteboards and
Tackboards



Writing surface is 7655 White High Gloss high-performance e³ environmental CeramicSteel.

Digital printing is available in either standard graphics or custom graphics (requires Polyvision print number) on modular sizes only. For custom graphics, please contact your Polyvision sales representative at: sales@polyvision.com to start the process and acquire a custom print job number.

Trim and marker tray are 8043 Clear Anodized Aluminum.

Tackable surface on tackboards is optional and available in a selection of standard or Select Surface fabrics. COM is also available.

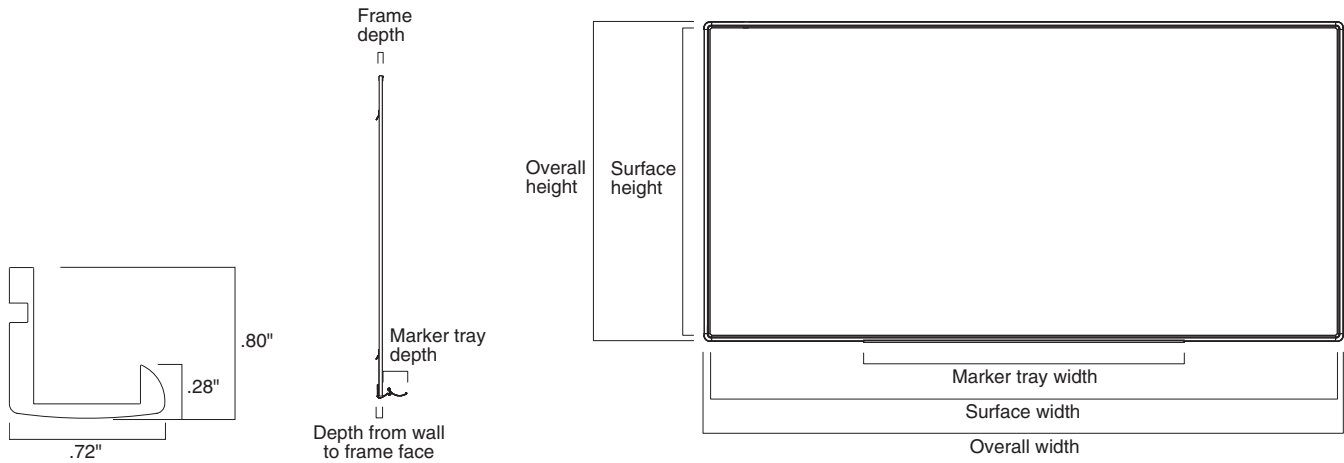
Wall Mounted

Actual Dimensions

	Edge Series Trim PBWTBRD PBTKBRD	110 Series Trim PBWTBRD PBTKBRD	555 Series Trim PBWTBRD PBTKBRD
Overall Width	W: 24.25" – 192.25" T: 24.25" – 120.25"	W: 24.25" – 192.25" T: 24.25" – 120.25"	W: 24.25" – 192.25" T: 24.25" – 120.25"
Surface Width	1/2" in from Overall Width	1 1/2" in from Overall Width	3 3/4" in from Overall Width
Marker Tray Width (dimension will correspond with Overall Width)	18", 24", 36", 48", 60", 72", or 96"	Full-width (blade style)	Full-width (box style)
Overall Height	18.25" – 48.25"	18.25" – 48.25"	18.25" – 48.25"
Surface Height	3/8" in from Overall Width	1 5/8" in from Overall Width	3 3/4" in from Overall Width
Trim Depth	3/4" or 19 mm	5/8" or 16 mm	1" or 25 mm
Depth from Wall to Trim Face	1 1/8" or 29 mm	7/8" or 22 mm	1" or 25 mm
Marker Tray Depth	3 1/2" or 89 mm	2 5/8" or 67 mm	2 3/4" or 70 mm
Weight (lbs)	W: 9 lb – 189 7/8 lb T: 7 1/2 lb – 87 3/8 lb	W: 14 lb – 188 lb T: 8 lb – 74 lb	W: 14 2/5 lb – 196 lb T: 8 1/2 lb – 75 3/5 lb
Weight (kg)	W: 4.1 kg – 86.1 kg T: 3.4 kg – 39.6 kg	W: 6.4 kg – 85.0 kg T: 3.6 kg – 33.6 kg	W: 6.5 kg – 88.9 kg T: 3.9 kg – 34.3 kg

Parametric Premium Whiteboards and Tackboards, continued

Edge Series



Dimensions				
	24"W x 18"H	36"W x 24"H	36"W x 48"H	48"W x 36"H
Overall Width	24 ¹ / ₄ " or 616 mm	36 ¹ / ₄ " or 921 mm	36 ¹ / ₄ " or 921 mm	48 ¹ / ₄ " or 1226 mm
Surface Width	23 ³ / ₄ " or 603 mm	35 ³ / ₄ " or 908 mm	35 ⁷ / ₈ " or 911 mm	47 ³ / ₄ " or 1213 mm
Marker Tray Width	18" or 457 mm	24" or 610 mm	24" or 610 mm	36" or 914 mm
Overall Height	18 ¹ / ₄ " or 464 mm	24 ¹ / ₄ " or 616 mm	48 ¹ / ₄ " or 1226 mm	36 ¹ / ₄ " or 921 mm
Surface Height	17 ⁷ / ₈ " or 454 mm	23 ⁷ / ₈ " or 606 mm	47 ³ / ₄ " or 1213 mm	35 ⁷ / ₈ " or 911 mm
Frame Depth	3/4" or 19 mm	3/4" or 19 mm	3/4" or 19 mm	3/4" or 19 mm
Depth from Wall to Frame Face	1 ¹ / ₈ " or 29 mm	1 ¹ / ₈ " or 29 mm	1 ¹ / ₈ " or 29 mm	1 ¹ / ₈ " or 29 mm
Marker Tray Depth	3 ¹ / ₂ " or 89 mm	3 ¹ / ₂ " or 89 mm	3 ¹ / ₂ " or 89 mm	3 ¹ / ₂ " or 89 mm
Weight (WB/TB) lbs	W: 9 lb T: 6.5 lb	W: 18 lb T: 13 lb	W: 35 ⁷ / ₈ lb T: 26 ³ / ₈ lb	W: 35 ⁷ / ₈ lb T: 26 ³ / ₈ lb
Weight (WB/TB) kg	W: 4.1 kg T: 2.9 kg	W: 8.2 kg T: 5.9 kg	W: 16.2 kg T: 12 kg	W: 16.2 kg T: 12 kg

► Dimensions, continued on next page

► Dimensions, continued from previous page

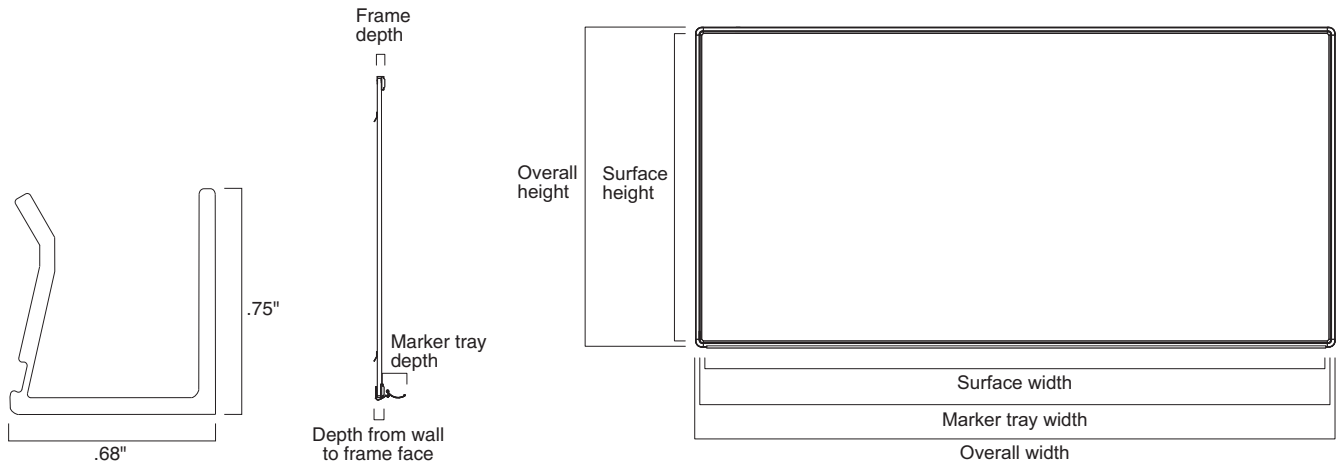
Dimensions				
	48"W x 48"H	60"W x 48"H	72"W x 48"H	96"W x 48"H
Overall Width	48 ¹ / ₄ " or 1226 mm	60 ¹ / ₄ " or 1530 mm	72 ¹ / ₄ " or 1835 mm	96 ¹ / ₄ " or 2445 mm
Surface Width	47 ³ / ₄ " or 1213 mm	59 ³ / ₄ " or 1518 mm	73 ¹ / ₄ " or 1822 mm	95 ³ / ₄ " or 2432 mm
Marker Tray Width	36" or 914 mm	48" or 1219 mm	48" or 1219 mm	48" or 1219 mm
Overall Height	48 ¹ / ₄ " or 1226 mm	48 ¹ / ₄ " or 1226 mm	48 ¹ / ₄ " or 1226 mm	48 ¹ / ₄ " or 1226 mm
Surface Height	47 ⁷ / ₈ " or 1216 mm	47 ⁷ / ₈ " or 1216 mm	47 ⁷ / ₈ " or 1216 mm	47 ⁷ / ₈ " or 1216 mm
Frame Depth	³ / ₄ " or 19 mm	³ / ₄ " or 19 mm	³ / ₄ " or 19 mm	³ / ₄ " or 19 mm
Depth from Wall to Frame Face	1 ¹ / ₈ " or 29 mm	1 ¹ / ₈ " or 29 mm	1 ¹ / ₈ " or 29 mm	1 ¹ / ₈ " or 29 mm
Marker Tray Depth	3 ¹ / ₂ " or 89 mm	3 ¹ / ₂ " or 89 mm	3 ¹ / ₂ " or 89 mm	3 ¹ / ₂ " or 89 mm
Weight (WB/TB) lbs	W: 47.5 lb T: 35 lb	W: 59.5 lb T: 43 ⁷ / ₈ lb	W: 71 ¹ / ₃ lb T: 52.5 lb	W: 95 lb T: 70 lb
Weight (WB/TB) kg	W: 27 kg T: 19.9 kg	W: 32.4 kg T: 23.8 kg	W: 32.4 kg T: 23.8 kg	W: 43.1 kg T: 31.7 kg

Dimensions			
	120"W x 48"H	144"W x 48"H	192"W x 48"H
Overall Width	120 ¹ / ₄ " or 3054 mm	144 ¹ / ₄ " or 3664 mm	192 ¹ / ₄ " or 4883 mm
Surface Width	119 ³ / ₄ " or 3651 mm	143 ³ / ₄ " or 3651 mm	191 ³ / ₄ " or 4870 mm
Marker Tray Width	60" or 1524 mm	72" or 1829 mm	96" or 2438 mm
Overall Height	48 ¹ / ₄ " or 1226 mm	48 ¹ / ₄ " or 1226 mm	48 ¹ / ₄ " or 1226 mm
Surface Height	47 ⁷ / ₈ " or 1216 mm	47 ⁷ / ₈ " or 1216 mm	47 ⁷ / ₈ " or 1216 mm
Frame Depth	³ / ₄ " or 19 mm	³ / ₄ " or 19 mm	³ / ₄ " or 19 mm
Depth from Wall to Frame Face	1 ¹ / ₈ " or 29 mm	1 ¹ / ₈ " or 29 mm	1 ¹ / ₈ " or 29 mm
Marker Tray Depth	3 ¹ / ₂ " or 89 mm	3 ¹ / ₂ " or 89 mm	3 ¹ / ₂ " or 89 mm
Weight (WB/TB) lbs	W: 118 ³ / ₄ lb T: 87 ³ / ₈ lb	142 ³ / ₈ lb	189 ⁷ / ₈ lb
Weight (WB/TB) kg	W: 53.8 kg T: 39.6 kg	64.6 kg	86.1 kg

Wall Mounted

Parametric Premium Whiteboards and Tackboards, continued

110 Series



Dimensions					
	24"W x 18"H	36"W x 24"H	36"W x 48"H	48"W x 36"H	48"W x 48"H
Overall Width	24 ¹ / ₄ " or 616 mm	36 ¹ / ₄ " or 921 mm	36 ¹ / ₄ " or 921 mm	48 ¹ / ₄ " or 1226 mm	48 ¹ / ₄ " or 1226 mm
Surface Width	22 ³ / ₄ " or 578 mm	34 ³ / ₄ " or 883 mm	34 ³ / ₄ " or 883 mm	46 ³ / ₄ " or 1187 mm	46 ³ / ₄ " or 1187 mm
Marker Tray Width	22 ¹ / ₂ " or 572 mm	34 ¹ / ₂ " or 876 mm	34 ¹ / ₂ " or 876 mm	46 ¹ / ₂ " or 1181 mm	46 ¹ / ₂ " or 1181 mm
Overall Height	18 ¹ / ₄ " or 464 mm	24 ¹ / ₄ " or 616 mm	48 ¹ / ₄ " or 1226 mm	36 ¹ / ₄ " or 921 mm	48 ¹ / ₄ " or 1226 mm
Surface Height	16 ⁵ / ₈ " or 422 mm	22 ⁵ / ₈ " or 575 mm	46 ⁵ / ₈ " or 1184 mm	34 ³ / ₄ " or 883 mm	46 ⁵ / ₈ " or 1184 mm
Frame Depth	5 ⁸ / ₈ " or 16 mm	5 ⁸ / ₈ " or 16 mm	5 ⁸ / ₈ " or 16 mm	5 ⁸ / ₈ " or 16 mm	5 ⁸ / ₈ " or 16 mm
Depth from Wall to Frame Face	7 ⁸ / ₈ " or 22 mm	7 ⁸ / ₈ " or 22 mm	7 ⁸ / ₈ " or 22 mm	7 ⁸ / ₈ " or 22 mm	7 ⁸ / ₈ " or 22 mm
Marker Tray Depth	2 ⁵ / ₈ " or 67 mm	2 ⁵ / ₈ " or 67 mm	2 ⁵ / ₈ " or 67 mm	2 ⁵ / ₈ " or 67 mm	2 ⁵ / ₈ " or 67 mm
Weight (WB/TB) lbs	W: 10.4 lb T: 6 lb	W: 19.5 lb T: 12 lb	W: 35.5 lb T: 26 ¹ / ₈ lb	W: 35 lb T: 26 ¹ / ₈ lb	W: 47 lb T: 33.5 lb
Weight (WB/TB) kg	W: 4.6 kg T: 2.7 kg	W: 8.8 kg T: 5.4 kg	W: 16 kg T: 11.4 kg	W: 16 kg T: 11.4 kg	W: 21.3 kg T: 15.2 kg

► Dimensions, continued on next page

► Dimensions, continued from previous page

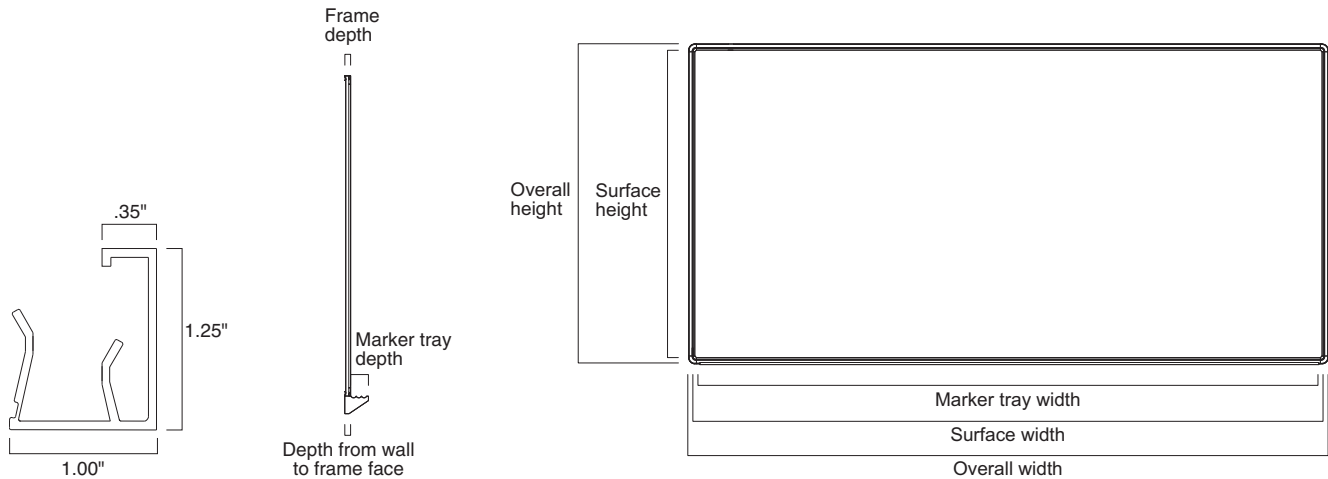
Dimensions				
	60"W x 48"H	72"W x 48"H	96"W x 48"H	120"W x 48"H
Overall Width	60 ¹ / ₄ " or 1530 mm	72 ¹ / ₄ " or 1835 mm	96 ¹ / ₄ " or 2445 mm	120 ¹ / ₄ " or 3054 mm
Surface Width	58 ³ / ₄ " or 1492 mm	70 ³ / ₄ " or 1797 mm	94 ³ / ₄ " or 2407 mm	118 ³ / ₄ " or 3016 mm
Marker Tray Width	58 ¹ / ₂ " or 1486 mm	70 ¹ / ₂ " or 1791 mm	94 ¹ / ₂ " or 2400 mm	118 ¹ / ₂ " or 3010 mm
Overall Height	48 ¹ / ₄ " or 1226 mm	48 ¹ / ₄ " or 1226 mm	48 ¹ / ₄ " or 1226 mm	48 ¹ / ₄ " or 1226 mm
Surface Height	46 ⁵ / ₈ " or 1184 mm	46 ⁵ / ₈ " or 1184 mm	46 ⁵ / ₈ " or 1184 mm	46 ⁵ / ₈ " or 1184 mm
Frame Depth	⁵ / ₈ " or 16 mm	⁵ / ₈ " or 16 mm	⁵ / ₈ " or 16 mm	⁵ / ₈ " or 16 mm
Depth from Wall to Frame Face	⁷ / ₈ " or 22 mm	⁷ / ₈ " or 22 mm	⁷ / ₈ " or 22 mm	⁷ / ₈ " or 22 mm
Marker Tray Depth	2 ⁵ / ₈ " or 67 mm	2 ⁵ / ₈ " or 67 mm	2 ⁵ / ₈ " or 67 mm	2 ⁵ / ₈ " or 67 mm
Weight (WB/TB) lbs	W: 58 ¹ / ₂ lb T: 41 ⁵ / ₈ lb	W: 70.5 lb T: 50 ³ / ₈ lb	W: 94 lb T: 67 lb	117 ¹ / ₂ lb
Weight (WB/TB) kg	W: 26.7 kg T: 19 kg	W: 32 kg T: 22.8 kg	W: 42.6 kg T: 30.4 kg	53.3 kg

Dimensions		
	144"W x 48"H	192"W x 48"H
Overall Width	144 ¹ / ₄ " or 3664 mm	192 ¹ / ₄ " or 4883 mm
Surface Width	142 ³ / ₄ " or 3626 mm	190 ³ / ₄ " or 4858 mm
Marker Tray Width	142 ¹ / ₂ " or 3620 mm	190 ¹ / ₂ " or 4839 mm
Overall Height	48 ¹ / ₄ " or 1226 mm	48 ¹ / ₄ " or 1226 mm
Surface Height	46 ⁵ / ₈ " or 1184 mm	46 ⁵ / ₈ " or 1184 mm
Frame Depth	⁵ / ₈ " or 16 mm	⁵ / ₈ " or 16 mm
Depth from Wall to Frame Face	⁷ / ₈ " or 22 mm	⁷ / ₈ " or 22 mm
Marker Tray Depth	2 ⁵ / ₈ " or 67 mm	2 ⁵ / ₈ " or 67 mm
Weight (WB/TB) lbs	141 lb	188 lb
Weight (WB/TB) kg	64.0 kg	85.0 kg

Wall Mounted

Parametric Premium Whiteboards and Tackboards, continued

555 Series



Dimensions				
	24"W x 18"H	36"W x 24"H	36"W x 48"H	48"W x 36"H
Overall Width	24 ¹ / ₄ " or 616 mm	36 ¹ / ₄ " or 921 mm	36 ¹ / ₄ " or 921 mm	48 ¹ / ₄ " or 1226 mm
Surface Width	21 ³ / ₄ " or 552 mm	33 ³ / ₄ " or 857 mm	33 ³ / ₄ " or 857 mm	33 ³ / ₄ " or 857 mm
Marker Tray Width	21 ¹ / ₂ " or 546 mm	33 ¹ / ₂ " or 851 mm	33 ¹ / ₂ " or 851 mm	33 ¹ / ₂ " or 851 mm
Overall Height	18 ¹ / ₄ " or 464 mm	24 ¹ / ₄ " or 616 mm	48 ¹ / ₄ " or 1226 mm	36 ¹ / ₄ " or 921 mm
Surface Height	14 ¹ / ₂ " or 368 mm	20 ¹ / ₂ " or 521 mm	44 ¹ / ₂ " or 1130 mm	44 ¹ / ₂ " or 1130 mm
Frame Depth	1" or 25 mm	1" or 25 mm	1" or 25 mm	1" or 25 mm
Depth from Wall to Frame Face	1" or 25 mm	1" or 25 mm	1" or 25 mm	1" or 25 mm
Marker Tray Depth	2 ³ / ₄ " or 70 mm	2 ³ / ₄ " or 70 mm	2 ³ / ₄ " or 70 mm	2 ³ / ₄ " or 70 mm
Weight (WB/TB) lbs	W: 10.4 lb T: 6.5 lb	W: 19.5 lb T: 12.5 lb	W: 36 ⁷ / ₈ lb T: 25 ⁷ / ₈ lb	W: 36 ⁷ / ₈ lb T: 25 ⁷ / ₈ lb
Weight (WB/TB) kg	W: 4.6 kg T: 2.9 kg	W: 8.8 kg T: 5.7 kg	W: 16.7 kg T: 11.7 kg	W: 16.7 kg T: 11.7 kg

► Dimensions, continued on next page

► Dimensions, continued from previous page

Dimensions				
	48"W x 48"H	60"W x 48"H	72"W x 48"H	96"W x 48"H
Overall Width	48 ¹ / ₄ " or 1226 mm	60 ¹ / ₄ " or 1530 mm	72 ¹ / ₄ " or 1835 mm	86 ¹ / ₄ " or 2445 mm
Surface Width	45 ³ / ₄ " or 1162 mm	57 ³ / ₄ " or 1467 mm	69 ³ / ₄ " or 1772 mm	93 ³ / ₄ " or 2381 mm
Marker Tray Width	45 ¹ / ₂ " or 1156 mm	57 ¹ / ₂ " or 1461 mm	69 ¹ / ₂ " or 1765 mm	93 ¹ / ₂ " or 2375 mm
Overall Height	48 ¹ / ₄ " or 1226 mm	48 ¹ / ₄ " or 1226 mm	48 ¹ / ₄ " or 1226 mm	48 ¹ / ₄ " or 1226 mm
Surface Height	44 ¹ / ₂ " or 1130 mm	44 ¹ / ₂ " or 1130 mm	44 ¹ / ₂ " or 1130 mm	44 ¹ / ₂ " or 1130 mm
Frame Depth	1" or 25 mm	1" or 25 mm	1" or 25 mm	1" or 25 mm
Depth from Wall to Frame Face	1" or 25 mm	1" or 25 mm	1" or 25 mm	1" or 25 mm
Marker Tray Depth	2 ³ / ₄ " or 70 mm	2 ³ / ₄ " or 70 mm	2 ³ / ₄ " or 70 mm	2 ³ / ₄ " or 70 mm
Weight (WB/TB) lbs	W: 49 lb T: 34.5	W: 61 ³ / ₈ lb T: 43 ¹ / ₈ lb	W: 73.5 lb T: 51 ⁷ / ₈ lb	W: 98 lb T: 69 lb
Weight (WB/TB) kg	W: 22.2 kg T: 15.7 kg	W: 27.8 kg T: 19.6 kg	W: 33.3 kg T: 23.5 kg	W: 44.5 kg T: 31.3 kg

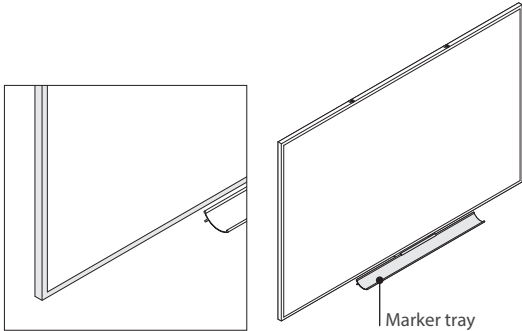
Dimensions			
	120"W x 48"H	144"W x 48"H	192"W x 48"H
Overall Width	120 ¹ / ₄ " or 3054 mm	144 ¹ / ₄ " or 3664 mm	192 ¹ / ₄ " or 4883 mm
Surface Width	117 ³ / ₄ " or 2991 mm	141 ³ / ₄ " or 3600 mm	189 ³ / ₄ " or 4820 mm
Marker Tray Width	117 ¹ / ₂ " or 2985 mm	141 ¹ / ₂ " or 3594 mm	189 ¹ / ₂ " or 4813 mm
Overall Height	48 ¹ / ₄ " or 1226 mm	48 ¹ / ₄ " or 1226 mm	48 ¹ / ₄ " or 1226 mm
Surface Height	44 ¹ / ₂ " or 1130 mm	44 ¹ / ₂ " or 1130 mm	44 ¹ / ₂ " or 1130 mm
Frame Depth	1" or 25 mm	1" or 25 mm	1" or 25 mm
Depth from Wall to Frame Face	1" or 25 mm	1" or 25 mm	1" or 25 mm
Marker Tray Depth	2 ³ / ₄ " or 70 mm	2 ³ / ₄ " or 70 mm	2 ³ / ₄ " or 70 mm
Weight (WB/TB) lbs	122 ¹ / ₂ lb	147 lb	196 lb
Weight (WB/TB) kg	55.6 kg	66.7 kg	88.9 kg

Wall Mounted

Parametric Premium Whiteboards and Tackboards, continued

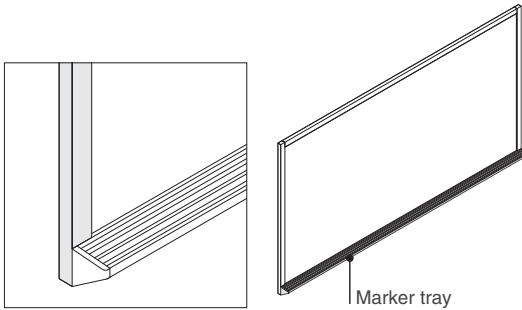
Trim and Marker Trays:

Edge Series



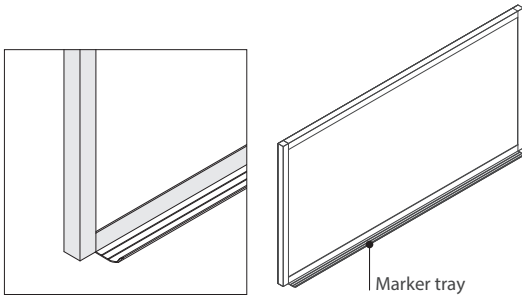
Trim is 1/4" with undersized marker tray. Both are clear anodized aluminum. Trim is also available in 4750 Champagne Metallic.

555 Series



Trim is 1 1/4" with full width box style marker tray. Both are clear anodized aluminum.

110 Series



Trim is 3/4" with full width blade style marker tray. Both are clear anodized aluminum.

Product Details

Sizes of whiteboards and tackboards are nominal and parametric; refer to actual dimensions for exact specifications.

Modular size option allows specification of height and width in pre-defined combinations.

Whiteboards		Tackboards	
Height	Width	Height	Width
18.25	24.25	18.25	24.25
24.25	36.25	24.25	36.25
36.25	48.25	36.25	48.25
48.25	36.25	48.25	36.25
48.25	48.25	48.25	48.25
48.25	60.25	48.25	60.25
48.25	72.25	48.25	72.25
48.25	96.25	48.25	96.25
48.25	120.25	48.25	120.25
48.25	144.25*		
48.25	192.25*		

Tackboard construction is 3/8" fiber board over 1/8" hardboard.

Fabric is available on tackboards only and comes in a selection of standard or Select Surface fabrics. COM is also available.

▶ See page 520.

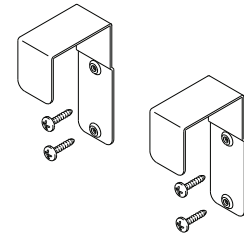
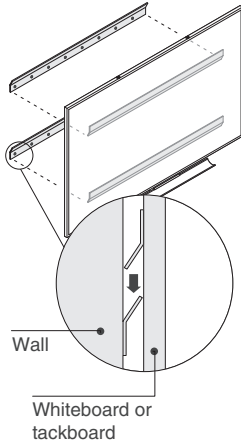
The tray width for Edge Series will correspond to the overall whiteboard width. See the matrix below for the breakdown. The tray width for 110 and 555 Series will be the width of the board.

Board Width (Inches)	Tray Width
24.25000– 36.00000	18"
36.06250– 48.00000	24"
48.06250– 60.00000	36"
60.06250– 72.00000	48"
72.06250– 96.00000	48"
96.06250–120.00000	60"
120.06250–144.00000	72"
144.06250–192.25000	96"

A no tray option is also available for whiteboards.

Connections

Edge Series

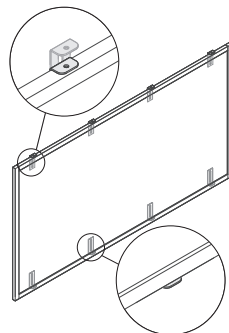
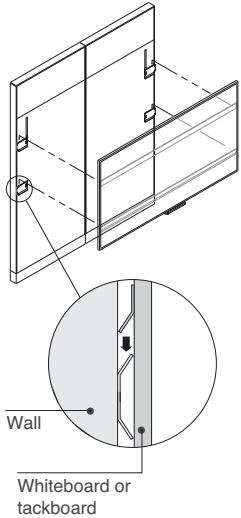


2" over panel bracket/hook mounting system allows for Premium Whiteboards to be mounted on Kick and Avenir.

3" over panel bracket/hook mounting system allows for Premium Whiteboards to be mounted on Answer and Montage.

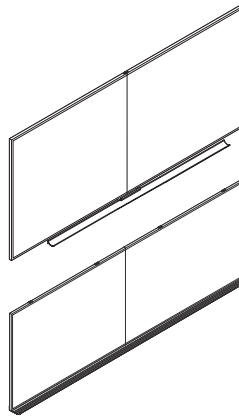
110/555 Series

Metal cleat-mounting system is standard on Edge Series.



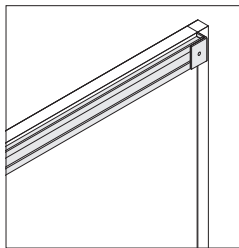
Wall-anchored mounting system is standard on 110 and 555 Series.

On- and off-module bracket allows for Premium Whiteboards to be mounted on Privacy Wall, Answer, or Kick using a standard metal cleat-mounting system.



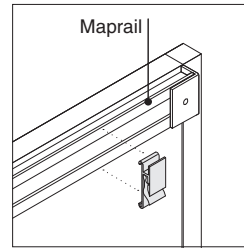
Spline joints allow larger format boards to be delivered in two equal pieces and require assembly on-site. There will be a visible seam where the boards and marker trays are joined that will not hinder the performance or writeability of the board in any way. They are available as options with upcharge on Edge, 110, and 555 trim types 120.25" and larger in width.

Additional options for 110 and 555 Series include maprail, map hook/clips, flag holder, and roller bracket.

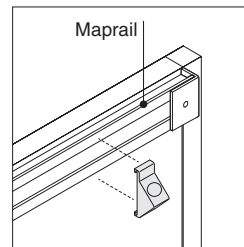


1" maprail is of cork construction and allows for versatility with accessories. Maprail is not available on tackboards.

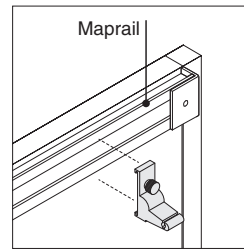
Map hook/clip, flag holder, and roller bracket must be specified with maprail; cannot be specified separately.



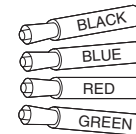
1" map hook/clip comes as a set of two and allows for ease in hanging maps and charts for presentation purposes.



1" flag holder allows for convenient hanging of flags.



Roller bracket holds maps or roll-up projection screens and can be ordered if 1" maprail option is selected. Roller bracket is not available on tackboard.



Package of four dry-erase markers (black, blue, red, and green) and one eraser is included with whiteboards.

Parametric Premium Whiteboards and Tackboards

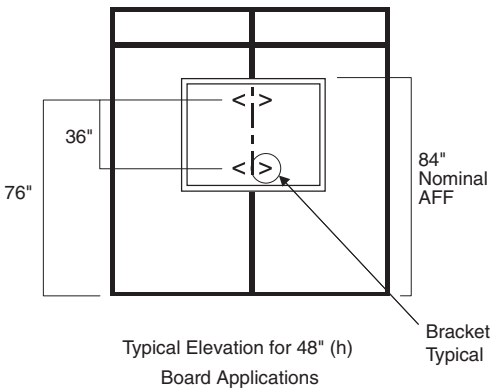
PPPW (Privacy Wall) and On/Off Module Bracket Application Guide

PPPW (Privacy Wall) Bracket Application Guide

- On- and off-module bracket for installation of whiteboards and tackboards on Privacy Wall, Answer, and Kick.
- Allows Premium Whiteboards to be mounted on Privacy Wall, Answer, Avenir, or Kick using a standard metal cleat mounting system.
- Ideal application on a Privacy Wall or when spanning multiple Answer/Kick panels with a single whiteboard.
- Not for use with 110 and 555 Series.
- Cannot install two boards at right angles.
- Ships with four or six non-handed brackets; field-modify for application by removing tabs per instructions.
- The required minimum number of PPPW (Privacy Wall) Brackets must be installed to ensure secure application of board.
- Brackets must be installed in the correct orientation; i.e. left or right hand, as indicated in the key and diagrams below.

NOTE: Space between panel face and rear of board is $\pm 1/4"$.

Standard Mounting Height and Centerline Application



- 48"H x 48"W only

On-Module — Minimum Bracket Application

Board Width	48"	60"	72"	84"	96"	120"	144"	168"	192"
Minimum Number of Brackets	4	4	4	4	4	4	6	6	6

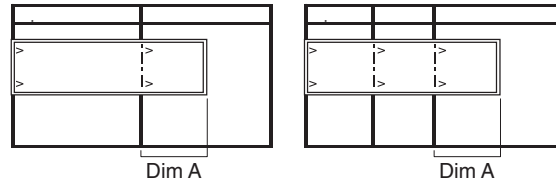
KEY:

- > Right Hand Application of PPPW Bracket
- < Left Hand Application of PPPW Bracket

Asymmetrical Off-Module Overhang Allowances and Minimum Bracket Application

Board Width	60"	72"	84"	96"	120"	144"	168"	192"
Minimum Number of Brackets	4	4	4	4	4	6	6	6
Dimension A - Maximum Overhang	18"	22"	25"	29"	36"	38"	38"	38"

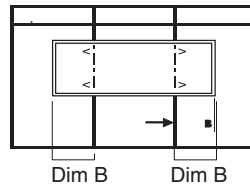
NOTE: Bracket direction must be the same as the overhang direction. This example shows right hand bracket installation with right hand overhang.



Symmetrical Off-Module Overhang Allowances and Minimum Bracket Application

Board Width	60"	72"	84"	96"	120"	144"	168"	192"
Minimum Number of Brackets	4	4	4	4	4	6	6	6
Dimension B - Maximum Overhang	18"	22"	25"	29"	36"	38"	38"	38"

NOTE: Dimension B must be equal on both the left and the right. For example, a 60" board may have a maximum 18" overhang both left and right side.



Digital Print Options

Digital printing is offered on Parametric Premium Whiteboards, Sans, Sans Light, and Flow products. Digital print graphics are permanently baked into the CeramicSteel surface and are scratch, abrasion, bacteria, chemical, fire, and graffiti resistant. Both standard and custom options are available.

Tip: Flow only available with custom option.

Standard Digital Print Options for Sans, Sans Light, and Premium Whiteboards

Patterns available in:

- 7676 Saffron
- 7677 Peacock
- 7678 Sea Salt
- 7679 Sterling Dark
- 7681 Sand
- 7682 Black



PV55 Agate



PV56 Brushstroke



PV57 Code




PV58 Data



PV59 DNA



PV60 Hive




PV61 Skyline



PV62 Soundwave




PV63 Speed




PV64 Summit

Patterns available in:


- 7679 Sterling Dark
- 7682 Black



PV65 Dot Grid



PV66 Line Grid

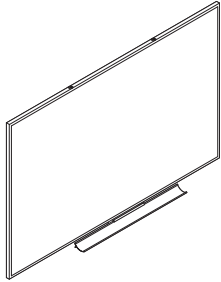


PV67 Music Lines

Tip: For custom graphics, please contact your Polyvision sales representative at: sales@polyvision.com to start the process and acquire a custom print job number.

Parametric Premium Whiteboards and Tackboards

Edge Series, 110 Series, and 555 Series



Tip: See CeramicSteel Cleaning/Daily Care and Maintenance for additional information.
▶ Page 453

Tip: Select parametric size option to specify parametric height and width dimensions within the available range. Select modular size option to specify pre-defined height and width dimension combinations.

Tip: Parametric sizes can be specified to the 1/16 of an inch.

Tip: Only digital print graphic patterns dot grid, line grid, music lines, or custom graphic are available on 18"H x 24"W and 24"H x 36"W boards.

Tip: Digital print available on whiteboard, modular sizes only.

Tip: For custom graphics, please contact your Polyvision sales representative at: sales@polyvision.com to start the process and acquire a custom print job number.

Tip: If width is exactly 120.25000"W, digital print or spline joint can be specified, but not both.



For Canadian Pricing
Multiply U.S. Price by the Canadian price factor.
▶ See page 1 for details.

Standard Includes		Required to Specify
▶ Need help? Product details, page 476	<ul style="list-style-type: none"> • Height: 18.25" – 48.25" • Width: 24.25" – 192.25" • e³ environmental CeramicSteel writing surface: 7655 White High Gloss • Package of four dry-erase markers (black, blue, red, and green) and one eraser on whiteboards, if selected • Fabric on tackboards, if selected • If Edge Series selected: <ul style="list-style-type: none"> – Frame and marker tray: 8043 Clear Anodized Aluminum – Metal cleat-mounting system • If 110 Series selected: <ul style="list-style-type: none"> – 3/4" Frame and full-width marker tray: 8043 Clear Anodized Aluminum – Wall-anchored mounting system hardware • If 555 Series selected: <ul style="list-style-type: none"> – 1 1/4" Frame and full-width marker tray: 8043 Clear Anodized Aluminum – Wall-anchored mounting system hardware 	<ol style="list-style-type: none"> 1 Style number 2 Size (see below under Required Selections) 3 Trim type (see below under Required Selections) 4 Height 5 Width 6 Fabric color number for tackboard, if selected 7 Options, if selected (see below) <p>▶ See Surface Materials, page 520.</p>

	Required Selections	U.S. Price	Required to Specify
Size	<ul style="list-style-type: none"> • Parametric • Modular 	No cost No cost	Specify <i>Parametric</i> . Specify <i>Modular</i> .
Trim Type	<ul style="list-style-type: none"> • Edge Series • 110 Series • 555 Series 	No cost No cost No cost	Specify with <i>Edge Series trim</i> . Specify with <i>110 Series trim</i> . Specify with <i>555 Series trim</i> .

	Options	U.S. Price	Required to Specify
Surface Materials	<p>Frame</p> <ul style="list-style-type: none"> • Champagne trim on frame (Available on Edge Series) <p>Fabric surface on tackboards</p> <ul style="list-style-type: none"> • Fabric price group 1 • Fabric price group 2 • Fabric price group 3 • Fabric price group 4 • Fabric price group 5 • Fabric price group 6 • Fabric price group 7 • Fabric price group 8 • Fabric price group 9 • Fabric price group 10 • Fabric price group COM <p>Fabric direction on tackboards</p> <ul style="list-style-type: none"> • Horizontal application • Vertical application <p>Digital print graphic</p> <ul style="list-style-type: none"> • 18"H x 24"W • 24"H x 36"W • 36"H x 48"W • 48"H x 36"W • 48"H x 48"W • 48"H x 60"W • 48"H x 72"W • 48"H x 96"W • 48"H x 120"W <p>Digital print application</p> <ul style="list-style-type: none"> • Top • Bottom 	Prices at right Prices at right Prices at right Prices at right Prices at right Prices at right Prices at right Prices at right Prices at right Prices at right Prices at right Prices at right No cost No cost +\$308.95 +\$337.13 +\$433.61 +\$433.60 +\$450.95 +\$525.75 +\$586.45 +\$694.85 +\$830.36 No cost No cost	Specify with <i>4750 Champagne Metallic trim</i> . Specify fabric color number. Specify fabric color number. Specify fabric color number. Specify fabric color number. Specify fabric color number. Specify fabric color number. Specify fabric color number. Specify fabric color number. Specify fabric color number. Specify fabric color number. Specify fabric color number. Specify fabric color number. Specify with <i>horizontal application</i> . Specify with <i>vertical application</i> . Specify standard or custom print number. Specify standard or custom print number. Specify standard or custom print number. Specify standard or custom print number. Specify standard or custom print number. Specify standard or custom print number. Specify standard or custom print number. Specify standard or custom print number. Specify standard or custom print number. Specify with <i>top application</i> . Specify with <i>bottom application</i> .

▶ Options, continued on next page

► Options, continued from previous page

Options	U.S. Price	Required to Specify
No Marker Tray		
Whiteboard width (inches)		
• 24.25000–36.25000	–\$ 39.26	Specify <i>no tray</i> .
• 36.31250–48.25000	–\$ 49.94	Specify <i>no tray</i> .
• 48.31250–60.25000	–\$ 59.49	Specify <i>no tray</i> .
• 60.31250–72.25000	–\$ 70.39	Specify <i>no tray</i> .
• 72.31250–96.25000	–\$ 70.39	Specify <i>no tray</i> .
• 96.31250–120.25000	–\$100.14	Specify <i>no tray</i> .
• 120.31250–144.25000	–\$110.82	Specify <i>no tray</i> .
• 144.31250–192.25000	–\$129.87	Specify <i>no tray</i> .

Edge Series

On- and Off-Module Brackets	• Available on 24.25"W x 18.25"H to 192.25"W x 48.25"H whiteboards	+\$197.05	Specify <i>with on- and off- module brackets</i> .
Over Panel Bracket/Hook	Available on 24.25"W to 60.25"W whiteboards		
	• 2" over panel bracket/hook	+\$134.61	Specify <i>with 2" over panel brackets</i> .
	• 3" over panel bracket/hook	+\$134.61	Specify <i>with 3" over panel brackets</i> .
Spline Joint	• Available on 120.25"W to 192.25"W whiteboards	+\$376.91	Specify <i>with spline joint</i> .

110 Series/555 Series

1" Maprail	Whiteboard width (inches)		
	• 24.25000–36.25000	+\$ 14.28	Specify <i>with maprail</i> .
	• 36.31250–48.25000	+\$ 23.39	Specify <i>with maprail</i> .
	• 48.31250–60.25000	+\$ 28.17	Specify <i>with maprail</i> .
	• 60.31250–72.25000	+\$ 37.71	Specify <i>with maprail</i> .
	• 72.31250–96.25000	+\$ 51.56	Specify <i>with maprail</i> .
	• 96.31250–120.25000	+\$ 70.39	Specify <i>with maprail</i> .
	• 120.31250–144.25000	+\$ 85.86	Specify <i>with maprail</i> .
	• 144.31250–192.25000	+\$112.41	Specify <i>with maprail</i> .
1" Map Hook/Clip	Whiteboard width (inches)		
	• 24.25000–60.18750	+\$ 3.20 (2 hooks)	Specify <i>with map hook/clip</i> .
	• 60.25000–120.18750	+\$ 6.40 (4 hooks)	Specify <i>with map hook/clip</i> .
	• 120.25000–144.25000	+\$ 9.60 (6 hooks)	Specify <i>with map hook/clip</i> .
	• 144.31250–192.25000	+\$ 12.80 (8 hooks)	Specify <i>with map hook/clip</i> .
1" Flag Holder	• Available on whiteboards	+\$ 20.22	Specify <i>with flag holder</i> .
Roller Bracket	• Available on whiteboards	+\$ 14.28	Specify <i>with roller bracket</i> .
Spline Joint	• Available on 120.25"W to 192.25"W whiteboards	+\$376.91	Specify <i>with spline joint</i> .

► Specification Information, on next page

Tip: The width of the whiteboard will determine the price of the maprail.

Tip: 1" maprail option must be selected if ordering 1" maphook/clip, 1" flag holder, or roller bracket.

Tip: The width of the whiteboard will determine the price of the hooks.

Wall Mounted

 **For Canadian Pricing**
Multiply U.S. Price by the Canadian price factor.
► See page 1 for details.

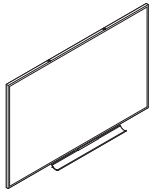
Parametric Premium Whiteboards and Tackboards, Edge Series, 110 Series, and 555 Series, continued

► Options, on previous page

Specification Information

• Style Number	• Square Feet	• U.S. Base Price (Per sq/ft)	• Option (Add \$ to Base Price)	
			• Frame Champagne Trim	

Edge Series — Whiteboard

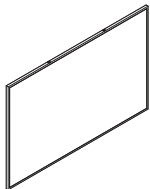


PWBWTBRD	3.07335 – 5.99999	\$201.00	+\$ 86.83
	6.00000 – 11.99999	\$110.32	+\$121.72
	12.00000 – 15.99999	\$ 71.41	+\$172.26
	16.00000 – 19.99999	\$ 55.75	+\$194.52
	20.00000 – 23.99999	\$ 52.03	+\$216.58
	24.00000 – 31.99999	\$ 48.45	+\$241.85
	32.00000 – 39.99999	\$ 43.09	+\$294.00
	40.00000 – 47.99999	\$ 41.21	+\$339.91
	48.00000 – 63.99999	\$ 40.08	+\$393.65
	64.00000 – 64.41710	\$ 36.09	+\$483.70

Specification Information

• Style Number	• Square Feet	• U.S. Base Price (Per sq/ft)	• Options (Add \$ to Base Price)				
			• Frame Champagne Trim	• Fabric Price Group 1	• Fabric Price Group 2	• Fabric Price Group 3	• Fabric Price Group 4

Edge Series — Tackboard



PWBTKBRD	3.07335 – 5.99999	\$201.00	+\$ 86.83	No cost	+\$ 71.62	+\$ 88.57	+\$124.46	+\$167.01
	6.00000 – 11.99999	\$110.32	+\$121.72	No cost	+\$ 71.62	+\$ 88.57	+\$124.46	+\$167.01
	12.00000 – 15.99999	\$ 71.41	+\$172.26	No cost	+\$ 71.62	+\$ 88.57	+\$124.46	+\$167.01
	16.00000 – 19.99999	\$ 55.75	+\$194.52	No cost	+\$ 71.62	+\$ 88.57	+\$124.46	+\$167.01
	20.00000 – 23.99999	\$ 52.03	+\$216.58	No cost	+\$ 83.83	+\$104.34	+\$158.79	+\$207.97
	24.00000 – 31.99999	\$ 48.45	+\$241.85	No cost	+\$ 93.30	+\$122.88	+\$189.95	+\$251.46
	32.00000 – 39.99999	\$ 43.09	+\$294.00	No cost	+\$ 96.45	+\$126.06	+\$209.86	+\$276.09
	40.00000 – 40.29210	\$ 41.21	+\$339.91	No cost	+\$104.34	+\$149.31	+\$250.51	+\$333.03

► Specification Information, continued on next page

► Specification Information, continued from previous page

Fabric Price Group 6	Fabric Price Group 7	Fabric Price Group 8	Fabric Price Group 9	Fabric Price Group 10	Fabric Price Group COM
----------------------------	----------------------------	----------------------------	----------------------------	-----------------------------	---------------------------------

+\$216.62	+\$272.16	+\$335.24	+\$405.03	+\$482.42	+\$29.57
+\$216.62	+\$272.16	+\$335.24	+\$405.03	+\$482.42	+\$29.57
+\$216.62	+\$272.16	+\$335.24	+\$405.03	+\$482.42	+\$29.57
+\$216.62	+\$272.16	+\$335.24	+\$405.03	+\$482.42	+\$29.57
+\$264.26	+\$326.54	+\$392.77	+\$467.91	+\$550.84	+\$29.57
+\$317.45	+\$390.69	+\$461.73	+\$547.17	+\$634.86	+\$29.57
+\$348.40	+\$427.30	+\$499.66	+\$589.12	+\$684.44	+\$29.57
+\$410.68	+\$498.35	+\$573.73	+\$671.87	+\$769.32	+\$29.57

► Specification Information, continued on next page

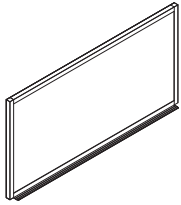
Parametric Premium Whiteboards and Tackboards, Edge Series, 110 Series, and 555 Series, continued

► Specification Information, continued from previous page

Specification Information

Style Number	Square Feet	U.S. Base Price (Per sq/ft)
--------------	-------------	--------------------------------

110 Series—Whiteboard

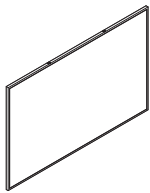


PWBWTBRD	3.07335 – 5.99999	\$95.35
	6.00000 – 11.99999	\$54.73
	12.00000 – 15.99999	\$39.98
	16.00000 – 19.99999	\$34.95
	20.00000 – 23.99999	\$33.49
	24.00000 – 31.99999	\$32.66
	32.00000 – 39.99999	\$30.88
	40.00000 – 47.99999	\$31.10
	48.00000 – 63.99999	\$30.57
	64.00000 – 64.41710	\$29.01

Specification Information

Style Number	Square Feet	U.S. Base Price (Per sq/ft)	Options (Add \$ to Base Price)					
			Fabric Price Group 1	Fabric Price Group 2	Fabric Price Group 3	Fabric Price Group 4	Fabric Price Group 5	Fabric Price Group 6

110 Series — Tackboard



PWBTKBRD	3.07335 – 5.99999	\$46.80	No cost	+\$ 71.62	+\$ 88.57	+\$124.46	+\$167.01	+\$216.62
	6.00000 – 11.99999	\$38.31	No cost	+\$ 71.62	+\$ 88.57	+\$124.46	+\$167.01	+\$216.62
	12.00000 – 15.99999	\$33.05	No cost	+\$ 71.62	+\$ 88.57	+\$124.46	+\$167.01	+\$216.62
	16.00000 – 19.99999	\$30.04	No cost	+\$ 71.62	+\$ 88.57	+\$124.46	+\$167.01	+\$216.62
	20.00000 – 23.99999	\$28.71	No cost	+\$ 83.83	+\$104.34	+\$158.79	+\$207.97	+\$264.26
	24.00000 – 31.99999	\$26.21	No cost	+\$ 93.30	+\$122.88	+\$189.95	+\$251.46	+\$317.45
	32.00000 – 39.99999	\$23.37	No cost	+\$ 96.45	+\$126.06	+\$209.86	+\$276.09	+\$348.40
	40.00000 – 40.29210	\$23.24	No cost	+\$104.34	+\$149.31	+\$250.51	+\$333.03	+\$410.68

► Specification Information, continued on next page

► Specification Information, continued from previous page

Fabric Price Group 7	Fabric Price Group 8	Fabric Price Group 9	Fabric Price Group 10	Fabric Price Group COM
----------------------------	----------------------------	----------------------------	-----------------------------	------------------------------

+\$272.16	+\$335.24	+\$405.03	+\$482.42	+\$29.57
+\$272.16	+\$335.24	+\$405.03	+\$482.42	+\$29.57
+\$272.16	+\$335.24	+\$405.03	+\$482.42	+\$29.57
+\$272.16	+\$335.24	+\$405.03	+\$482.42	+\$29.57
+\$326.54	+\$392.77	+\$467.91	+\$550.84	+\$29.57
+\$390.69	+\$461.73	+\$547.17	+\$634.86	+\$29.57
+\$427.30	+\$499.66	+\$589.12	+\$684.44	+\$29.57
+\$498.35	+\$573.73	+\$671.87	+\$769.32	+\$29.57

► Specification Information, continued on next page

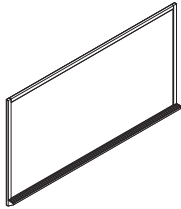
Parametric Premium Whiteboards and Tackboards, Edge Series, 110 Series, and 555 Series, continued

► Specification Information, continued from previous page

Specification Information

Style Number	Square Feet	U.S. Base Price (Per sq/ft)
--------------	-------------	--------------------------------

555 Series—Whiteboard

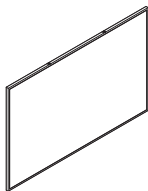


PWBWTBRD	3.07335 – 5.99999	\$117.18
	6.00000 – 11.99999	\$ 67.19
	12.00000 – 15.99999	\$ 44.68
	16.00000 – 19.99999	\$ 38.28
	20.00000 – 23.99999	\$ 36.47
	24.00000 – 31.99999	\$ 36.51
	32.00000 – 39.99999	\$ 34.11
	40.00000 – 47.99999	\$ 34.51
	48.00000 – 63.99999	\$ 33.77
	64.00000 – 64.41710	\$ 32.97

Specification Information

Style Number	Square Feet	U.S. Base Price (Per sq/ft)	Options (Add \$ to Base Price)					
			Fabric Price Group 1	Fabric Price Group 2	Fabric Price Group 3	Fabric Price Group 4	Fabric Price Group 5	Fabric Price Group 6

555 Series — Tackboard



PWBTKBRD	3.07335 – 5.99999	\$51.56	No cost	+\$ 71.62	+\$ 88.57	+\$124.46	+\$167.01	+\$216.62
	6.00000 – 11.99999	\$42.44	No cost	+\$ 71.62	+\$ 88.57	+\$124.46	+\$167.01	+\$216.62
	12.00000 – 15.99999	\$37.65	No cost	+\$ 71.62	+\$ 88.57	+\$124.46	+\$167.01	+\$216.62
	16.00000 – 19.99999	\$33.30	No cost	+\$ 71.62	+\$ 88.57	+\$124.46	+\$167.01	+\$216.62
	20.00000 – 23.99999	\$31.60	No cost	+\$ 83.83	+\$104.34	+\$158.79	+\$207.97	+\$264.26
	24.00000 – 31.99999	\$29.77	No cost	+\$ 93.30	+\$122.88	+\$189.95	+\$251.46	+\$317.45
	32.00000 – 39.99999	\$28.70	No cost	+\$ 96.45	+\$126.06	+\$209.86	+\$276.09	+\$348.40
	40.00000 – 40.29210	\$28.38	No cost	+\$104.34	+\$149.31	+\$250.51	+\$333.03	+\$410.68



For Canadian Pricing

Multiply U.S. Price by the Canadian price factor.

► See page 1 for details.

Fabric Price Group 7	Fabric Price Group 8	Fabric Price Group 9	Fabric Price Group 10	Fabric Price Group COM
----------------------------	----------------------------	----------------------------	-----------------------------	------------------------------

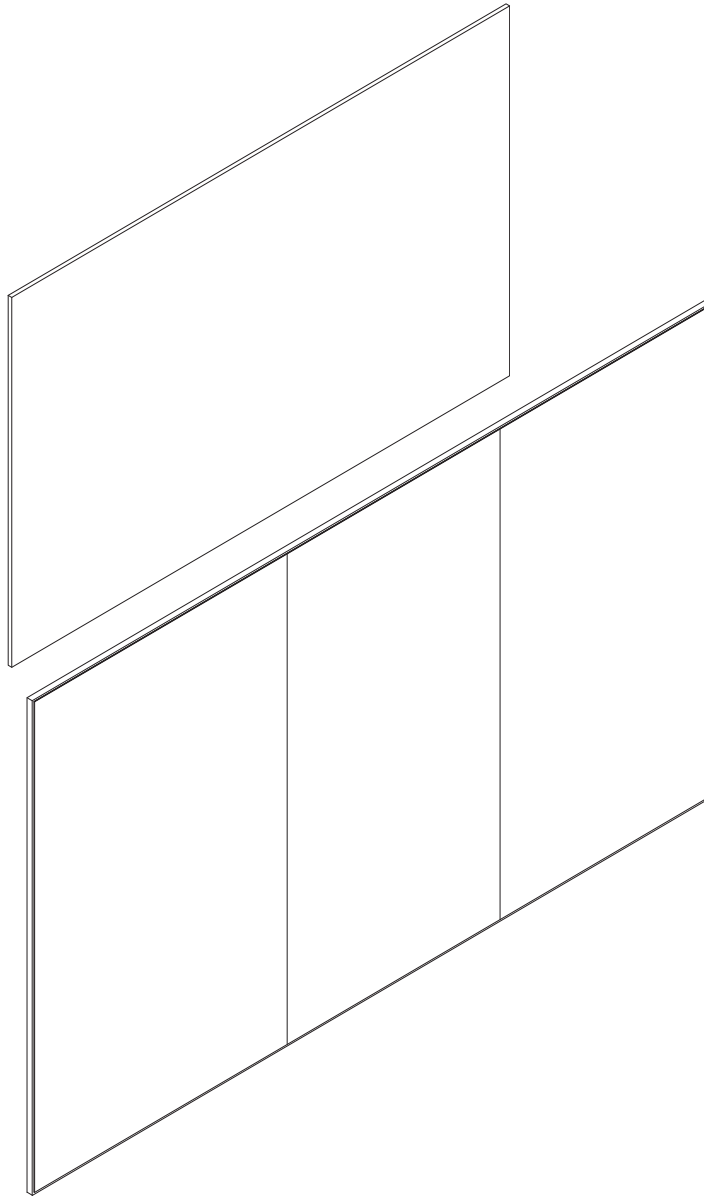
+\$272.16	+\$335.24	+\$405.03	+\$482.42	+\$29.57
+\$272.16	+\$335.24	+\$405.03	+\$482.42	+\$29.57
+\$272.16	+\$335.24	+\$405.03	+\$482.42	+\$29.57
+\$272.16	+\$335.24	+\$405.03	+\$482.42	+\$29.57
+\$326.54	+\$392.77	+\$467.91	+\$550.84	+\$29.57
+\$390.69	+\$461.73	+\$547.17	+\$634.86	+\$29.57
+\$427.30	+\$499.66	+\$589.12	+\$684.44	+\$29.57
+\$498.35	+\$573.73	+\$671.87	+\$769.32	+\$29.57

Polyvision Parametric Whiteboards

Sans and Flow

Accented edge optional for parametric Sans.

Trim optional for parametric Flow.



Writing surface is available in chalkboard or markerboard material types.

SANSPM

- 7655 White High Gloss
- 7661 Gray Chalk 6502C CS
- 7671 Arctic White 2 CS
- 7673 Merle CS
- 7674 Platinum Solid CS
- PV09 Hygienic White Gloss

PVFLOWPM

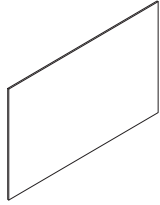
- 7655 White High Gloss
- 7661 Gray Chalk 6502C CS
- 7671 Arctic White 2 CS
- PV09 Hygienic White Gloss

Actual Dimensions

	Sans Series	Sans Series	Flow Series	Flow Series
	SANSPM	SANSPM	PVFLOWPM	PVFLOWPM
Edge Treatment	Frameless	Frameless	Frameless	Framed
Panel Orientation	Horizontal	Vertical	Vertical	Vertical
Overall Width (per panel)	24"-144"	24"-46.625"	46.6535"	46.6535"
Overall Height (per panel)	24"-46.625"	46.6875"-96"	60"-96"	60"-96"
Panel Thickness	1/2"	1/2"	1/2"	1/2"
Depth from Wall to Face	1"	1"	3/4"	1"
Weight (lb)	7 lb-168 lb	7 lb-102 lb	60 lb-102 lb	60 lb-102 lb
Weight (kg)	3.17 kg-72.20 kg	3.17 kg-46.26 kg	27.21 kg-46.26 kg	27.21 kg-46.26 kg

Polyvision Parametric Whiteboards

Sans



Standard Includes	Required to Specify
<ul style="list-style-type: none"> ▶ Need help? Product details, page 476 • Panel: Polyvision CeramicSteel • Attachment hardware • Z-brackets available in two orientations Size Ranges: <ul style="list-style-type: none"> Horizontal: <ul style="list-style-type: none"> – Width: 24" to 144" (610 mm–3658 mm) – Height: 24" to 46.625" (610 mm–1184 mm) Vertical: <ul style="list-style-type: none"> – Width: 24" to 46.625" (610 mm–1184 mm) – Height: 46.6875" to 96" (1186 mm–2438 mm) 	<ol style="list-style-type: none"> 1 Style number 2 Panel Orientation (see below under Required Selections) 3 Size (see below under Required Selections) 4 Surface type (see below under Required Selections) 5 CeramicSteel color number for panel: <ul style="list-style-type: none"> 7655 White High Gloss 7661 Gray Chalk 6502C CS 7671 Arctic White 2 CS 7673 Merle CS 7674 Platinum Solid CS PV09 Hygienic White Gloss 6 Options, if selected (see below)

Tip: Parametric sizes can be specified to the 1/16 of an inch.

Tip: 7661 Gray Chalk 6502C CS is a true chalkboard surface. Chalk sticks and liquid chalk can be used. Liquid chalk requires wet erase.

	Required Selections	U.S. Price	Required to Specify
Panel Orientation	<ul style="list-style-type: none"> • Horizontal • Vertical 	Prices below Prices below	Specify with <i>horizontal</i> . Specify with <i>vertical</i> .
Size	<ul style="list-style-type: none"> • Height • Width 	Prices below Prices below	Specify according to the orientation height range. Specify according to the orientation width range.
Surface Type	<ul style="list-style-type: none"> • Chalkboard • Markerboard 	No cost No cost	Specify with <i>chalkboard</i> . Specify with <i>markerboard</i> .

	Options	U.S. Price	Required to Specify
Surface Materials	<ul style="list-style-type: none"> • Ceramic price group 1 • Ceramic price group 2 	No cost +\$165	Specify ceramic color number. Specify ceramic color number.
	Contrasting <ul style="list-style-type: none"> • Non-contrasting accented edge • Contrasting accented edge 	No cost +\$147	Specify with <i>non-contrasting accented edge</i> . Specify with <i>contrasting accented edge</i> .

Related Products • Accessories ▶ Page 513

Tip: Accessories are sold separately.

Tip: See Cleaning/Daily Care and Maintenance for additional information.

▶ Page 453

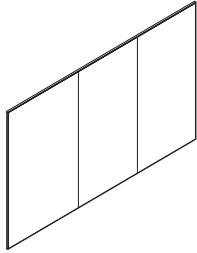
Specification Information				
Style Number	Orientation	Height Range	Width Range	U.S. Base Price
SANS-PM	Horizontal	24"–46.625"	Up to 48"	\$1788
		24"–46.625"	48.062"–72"	\$2439
		24"–46.625"	72.062"–96"	\$2819
		24"–46.625"	96.062"–120"	\$3956
		24"–46.625"	120.062"–144"	\$4363
	Vertical	46.687"–72"	24"–46.625"	\$2439
		72.062"–96"	24"–46.625"	\$2819

For Canadian Pricing
Multiply U.S. Price by the Canadian price factor.
▶ See page 1 for details.

Wall Mounted

Polyvision Parametric Whiteboards

Flow



Tip: Illustration above shows a three-panel system.

Tip: Parametric sizes can be specified to the 1/16 of an inch.

Tip: A panel quantity of one is not available as frameless. Refer to Sans or Sans Light in vertical orientation.

Tip: Individual panel width is 46.65". Width times number of panels equals total system width.

Tip: 7661 Gray Chalk 6502C CS is a true chalkboard surface. Chalk sticks and liquid chalk can be used. Liquid chalk requires wet erase.

Tip: Accessories are sold separately.

Tip: See Cleaning/Daily Care and Maintenance for additional information.

▶ Page 453

Standard Includes		Required to Specify
▶ Need help? Product details, page 476	<ul style="list-style-type: none"> Panel(s): Polyvision CeramicSteel Attachment hardware Spline joints, included with multiple panels system 	<ol style="list-style-type: none"> Style number Height (see below under Required Selections) Frame (see below under Required Selections) Panel quantity (see below under Required Selections) Surface type (see below under Required Selections) CeramicSteel color number for panel: <ul style="list-style-type: none"> 7655 White High Gloss 7661 Gray Chalk 6502C CS 7671 Arctic White 2 CS PV09 Hygienic White Gloss Options, if selected (see below)

	Required Selections	U.S. Price	Required to Specify
Height	• 60"H–96"H	Prices below	Specify with 60"H–96"H.
Frame	• Frame • Frameless	No cost No cost	Specify with frame. Specify without frame.
Panel Quantity	• Frame quantity of one to eight • Frameless quantity of two to eight	Prices below Prices below	Specify number of panels. Specify number of panels.
Surface Type	• Chalkboard • Markerboard	No cost No cost	Specify with chalkboard. Specify with markerboard.

	Options	U.S. Price	Required to Specify
Surface Materials	Surface • Ceramic price group 1 • Ceramic price group 2	No cost +\$165 per panel	Specify ceramic color number. Specify ceramic color number.
Related Products	• Accessories		▶ Page 513

Specification Information				
Style Number	Height Range	Panel Quantity	System Width	U.S. Base Price (per system)
PVFLOWPM	60"–72"	1	46.654"	\$ 2921
		2	93.307"	\$ 5576
		3	139.961"	\$ 8231
		4	186.614"	\$10,886
		5	233.268"	\$13,541
		6	279.921"	\$16,196
		7	326.575"	\$18,851
		8	373.228"	\$21,506

▶ Specification Information, continued on next page



For Canadian Pricing

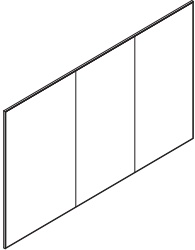
Multiply U.S. Price by the Canadian price factor.

▶ See page 1 for details.

► Specification Information, continued from previous page

Specification Information

Style Number	Height Range	Panel Quantity	System Width	U.S. Base Price (per system)
PVFLOWPM	72.0625"–96"	1	46.654"	\$ 3408
		2	93.307"	\$ 6550
		3	139.961"	\$ 9692
		4	186.614"	\$12,834
		5	233.268"	\$15,976
		6	279.921"	\$19,118
		7	326.575"	\$22,260
		8	373.228"	\$25,402



Tip: Illustration above shows a three-panel system.

Wall Mounted



For Canadian Pricing

Multiply U.S. Price by the Canadian price factor.

► See page 1 for details.

Flow

Flow is a modular panel system with no vertical joint covers providing a large format writing surface. Available as frameless or with outer aluminum frame.

For custom capability and parametrics for special sizes, please see *Parametric Collaborative Surfaces*.

▶ See page 478

Right-end panel position

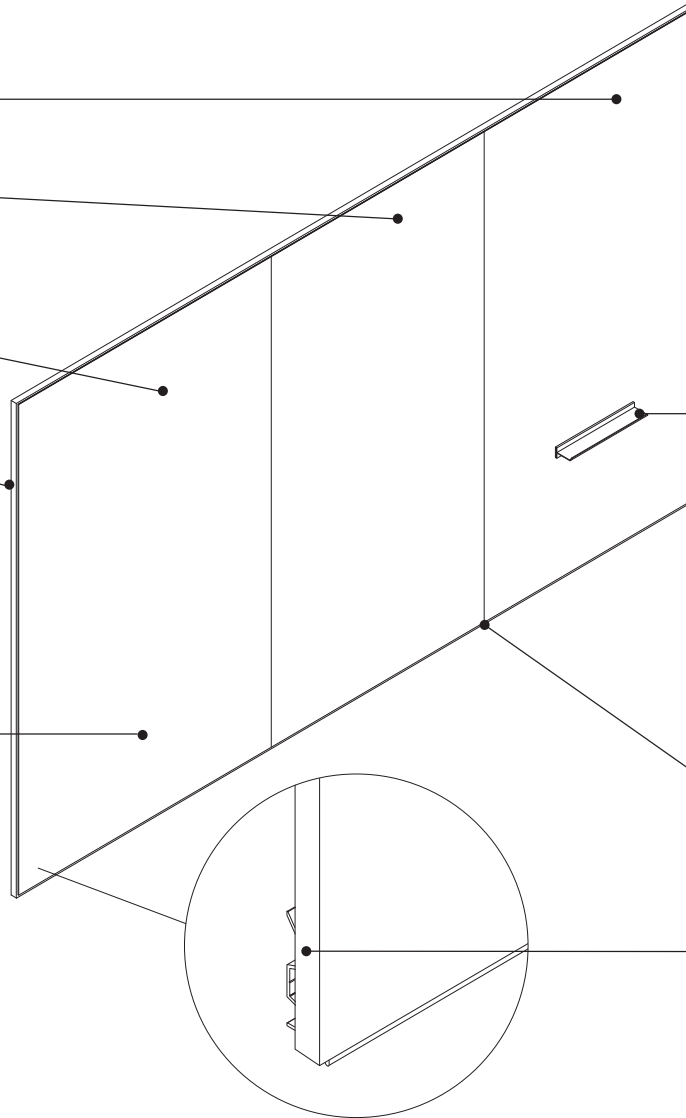
Intermediate panel position

Left-end panel position

Outer frame is extruded, clear anodized aluminum.

CeramicSteel surface is offered in 7655 White High Gloss, 7661 Gray Chalk 6502C CS, 7671 Arctic White 2 CS, or PV09 Hygienic White Gloss. 7661 Gray Chalk 6502C CS requires chalk sticks or liquid chalk for writing.

Custom graphic option is available. Polyvision print number required. For custom graphics, please contact your Polyvision sales representative at: sales@polyvision.com to start the process and acquire a custom print job number.



Marker tray, dry erase markers, and eraser

come standard with white gloss finish for single panel and right-end panel options. If gray chalk finish is selected then an eraser and marker tray come standard. The optional toolbar kit includes markers or chalk sticks depending on the surface type, a round magnetic eraser with replacement microfiber cloths, and the magnetic toolbar to store the writing accessories.

Inner vertical joint allows for a frameless panel seam.

Frameless Flow, has a precision cut and sealed edge with durable lacquer painted edge. Edges are waterjet cut and sealed with high quality paint. Edges show striations. Frameless edge comes standard in the same finish as specified CeramicSteel color number of the panel.

Actual Dimensions

	Flow (72"H)	Flow (95¼"H)	Flow Frameless (72"H)	Flow Frameless (95¼"H)
Single Panel Height	72" or 1830 mm	95¼" or 2420 mm	72" or 1830 mm	95¼" or 2420 mm
Single Panel Width	46.6535" or 1185 mm	46.6535" or 1185 mm	46.6535" or 1185 mm	46.6535" or 1185 mm
Depth	½" or 13 mm	½" or 13 mm	¾" or 19 mm	¾" or 19 mm
Depth from Wall to Face	¾" or 19 mm	¾" or 19 mm	1" or 27 mm	1" or 27 mm
Weight (lbs)	62 lb	82 lb	62 lb	82 lb
Weight (kgs)	28 kg	37 kg	28 kg	37 kg

Tip: Dimensions are actual with a height and width tolerance of +/- 1 mm. Selections in electronic catalog are rounded up to the nearest whole number.

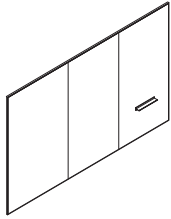
Flow Wall System Dimensions

Panel Quantity	Framed Flow Width	Frameless Flow Width
1	47.1435" or 1197 mm	N.A.
2	93.797" or 2382 mm	93.307" or 2370 mm
3	140.451" or 3567 mm	139.961" or 3555 mm
4	187.105" or 4752 mm	186.615" or 4740 mm
5	233.759" or 5937 mm	233.269" or 5925 mm
6	280.413" or 7122 mm	279.923" or 7110 mm
7	327.067" or 8308 mm	326.577" or 8295 mm
8	373.721" or 9493 mm	373.231" or 9480 mm

Tip: Dimensions are actual with a height and width tolerance of +/- 1 mm. Selections in electronic catalog are rounded up to the nearest whole number.

Wall Mounted

Flow



Tip: Height dimensions listed are nominal.

Tip: A panel quantity of one is not available as frameless. Refer to Sans or Sans Light in vertical orientation.

Tip: Flow is the only system that can be mounted side-by-side for multi-panel use. During installation, be sure to mount panels next to each other that reference the same line number on the sales order and batch number to ensure surface match.

Tip: One accessory kit will be included with each wall system. Not provided with each panel.

Tip: Parametric Flow does not include accessories and should be ordered separately.

Tip: 7661 Gray Chalk 6502C CS is a true chalkboard surface. Chalk sticks and liquid chalk can be used. Liquid chalk requires wet erase.

Tip: See CeramicSteel Cleaning/Daily Care and Maintenance for additional information.
▶ Page 453

Tip: For custom graphics, please contact your Polyvision sales representative at: sales@polyvision.com to start the process and acquire a custom print job number.

Standard Includes		Required to Specify
▶ Need help? Product details, page 480	<ul style="list-style-type: none"> Panel(s): Polyvision CeramicSteel Attachment hardware Spline joints, included with multiple panels system Accessories: basic kit 	<ol style="list-style-type: none"> Style number Height (see below under Required Selections) Frame (see below under Required Selections) Panel quantity (see below under Required Selections) Surface type (see below under Required Selections) CeramicSteel color number for panel: <ul style="list-style-type: none"> 7655 White High Gloss 7661 Gray Chalk 6502C CS 7671 Arctic White 2 CS PV09 Hygienic White Gloss Options, if selected (see below)

	Required Selections	U.S. Price	Required to Specify
Height	<ul style="list-style-type: none"> 72"H 95"H 	Prices below Prices below	Specify with 72" high. Specify with 95" high.
Frame	<ul style="list-style-type: none"> Frame Frameless 	No cost No cost	Specify with frame. Specify without frame.
Panel Quantity	<ul style="list-style-type: none"> Frame quantity of one to eight Frameless quantity of two to eight 	Prices below Prices below	Specify number of panels. Specify number of panels.
Surface Type	<ul style="list-style-type: none"> Chalkboard Markerboard 	No cost No cost	Specify with chalkboard. Specify with markerboard.

	Options	U.S. Price	Required to Specify
Surface Materials	Surface <ul style="list-style-type: none"> Ceramic price group 1 Ceramic price group 2 Custom graphic 72"H panel Custom graphic 95"H panel 	No cost +\$ 165 per panel +\$1730 per panel +\$2131 per panel	Specify ceramic color number. Specify ceramic color number. Specify custom graphic number. Specify custom graphic number.
Accessory Kit	<ul style="list-style-type: none"> Basic kit Toolbar kit 	No cost +\$ 224	Specify with basic kit. Specify with toolbar kit.
Related Products	<ul style="list-style-type: none"> Dry erase markers Magnetic eraser with marker holder Accessories 		▶ Page 516 ▶ Page 514 ▶ Page 513

Specification Information			
Style Number	Panel Quantity	U.S. Base Prices	
		72"H	95"H
PVFLOW	1	\$ 2163	\$ 2665
	2	\$ 4326	\$ 5330
	3	\$ 6489	\$ 7995
	4	\$ 8652	\$10,660
	5	\$10,815	\$13,325
	6	\$12,978	\$15,990
	7	\$15,141	\$18,655
	8	\$17,304	\$21,320

Horizontal Flow

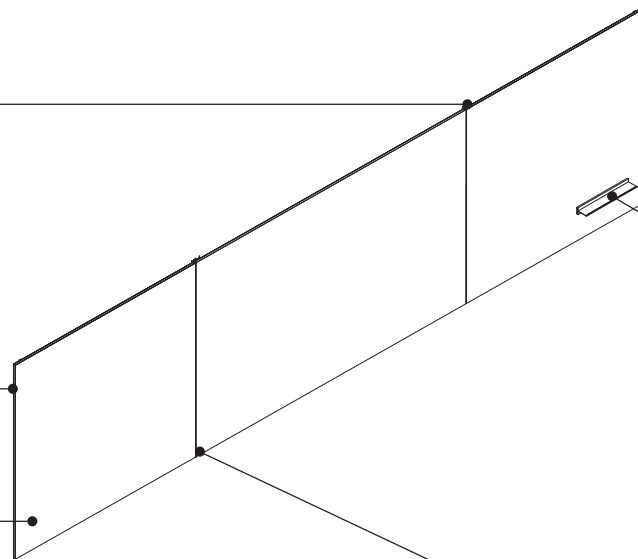
Horizontal Flow is a multi-panel panel system with no vertical joint covers providing a large and long format writing surface. Available as frameless or with outer aluminum frame.

Inner vertical joint allows for a frameless, splined panel seam.

Outer frame is extruded, clear anodized aluminum. Frameless available as an option.

CeramicSteel surface is offered in 7655 White High Gloss, 7661 Gray Chalk 6502C CS, 7671 Arctic White 2 CS, or PV09 Hygienic White Gloss. 7661 Gray Chalk 6502C CS requires chalk sticks or liquid chalk for writing.

Custom graphic option is available. Polyvision print number required. Please contact your Polyvision sales representative at: sales@polyvision.com to start the process and acquire a custom print job number.



Marker tray, dry erase markers, and eraser come standard with white gloss finish for single panel and right-end panel options. If gray chalk finish is selected then an eraser and marker tray come standard. The optional toolbar kit includes markers or chalk sticks depending on the surface type, a round magnetic eraser with replacement microfiber cloths, and the magnetic toolbar to store the writing accessories.

Frameless Horizontal Flow, has a precision cut and sealed edge with durable lacquer painted edge. Edges are waterjet cut and sealed with high quality paint. Edges show striations. Frameless edge comes standard in the same finish as specified CeramicSteel color number of the panel.

Actual Dimensions

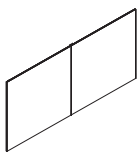
	Horizontal Flow (48"W)	Horizontal Flow (72"W)	Horizontal Flow (95¼"W)
Single Panel Width	48" or 1220 mm	72" or 1830 mm	95.28" or 2420 mm
Single Panel Height	46.6535" or 1185 mm	46.6535" or 1185 mm	46.6535" or 1185 mm
Overall Height	47.1535"	47.1535"	47.1535"
Depth	½" or 13 mm	½" or 13 mm	½" or 13 mm
Depth from Wall to Face	¾" or 19 mm	¾" or 19 mm	¾" or 19 mm
Weight (lbs)	55.1 lb	62 lb	82 lb
Weight (kgs)	25 kg	28 kg	37 kg

Tip: Dimensions are actual with a height and width tolerance of +/- 1 mm. Selections in electronic catalog are rounded up to the nearest whole number.

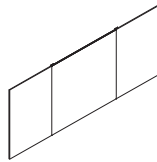
Horizontal Flow Wall System Dimensions

Wall System Width Options	Framed Horizontal Flow Width	Frameless Horizontal Flow Width
12'	144 ¹ / ₂ " or 3671 mm	144" or 3658 mm
14'	168 ¹ / ₂ " or 4280 mm	168" or 4267 mm
16'	192 ¹ / ₂ " or 4890 mm	192" or 4877 mm
18'	216 ¹ / ₂ " or 5499 mm	216" or 5486 mm
20'	240 ¹ / ₂ " or 6109 mm	240" or 6096 mm
24'	288 ¹ / ₂ " or 7328 mm	288" or 7315 mm
30'	360 ¹ / ₂ " or 9157 mm	360" or 9144 mm

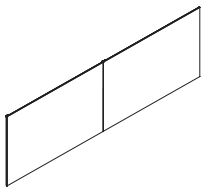
Panel Quantities and Layout by Total Width



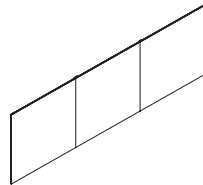
144" : 72" + 72"



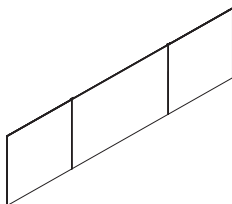
168" : 48" + 72" + 48"



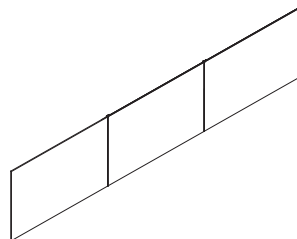
190.56" : 95¹/₄" + 95¹/₄"



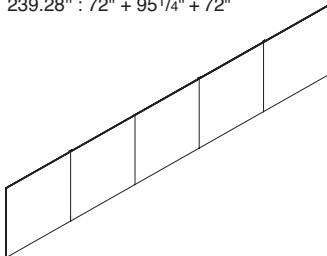
216" : 72" + 72" + 72"



239.28" : 72" + 95¹/₄" + 72"



285.84" : 95¹/₄" + 95¹/₄" + 95¹/₄"

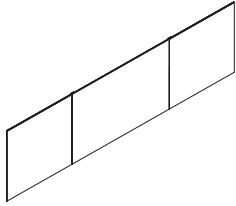


360" : 72" + 72" + 72" + 72" + 72"

Tip: Panel configurations outside of these layouts are considered custom. Dimensions are actual with a height and width tolerance of +/- 1 mm. Selections in electronic catalog are rounded up to the nearest whole number.

Tip: Dimensions configured reference frameless horizontal Flow dimensions. For framed horizontal Flow see table above.

Horizontal Flow



Standard Includes		Required to Specify
<ul style="list-style-type: none"> ▶ Need help? Product details, page 484 	<ul style="list-style-type: none"> • Panel(s): Polyvision CeramicSteel • Attachment hardware • Spline joints, included with multiple panels system • Accessories: basic kit 	<ol style="list-style-type: none"> 1 Style number 2 Frame (see below under Required Selections) 3 Height (see below under Required Selections) 4 Width (see below under Required Selections) 5 Surface Type (see below under Required Selections) 6 CeramicSteel color number for panel: <ul style="list-style-type: none"> 7655 White High Gloss 7661 Gray Chalk 6502C CS 7671 Arctic White 2 CS PV09 Hygienic White Gloss 7 Options, if selected (see below) <ul style="list-style-type: none"> ▶ See Surface Materials, page 520.

Tip: Height dimensions listed are nominal.

Tip: Width is the total dimension by multiple panels being splined together. These are not single pieces in specified lengths.

Tip: 7661 Gray Chalk 6502C CS is a true chalkboard surface. Chalk sticks and liquid chalk can be used. Liquid chalk requires wet erase.

Tip: See CeramicSteel Cleaning/Daily Care and Maintenance for additional information.
▶ Page 453

Tip: One basic accessory kit will be included with each wall system. Not provided with each panel.

Tip: Sizes are nominal.

Tip: Horizontal Flow (framed) as 8' total width should be ordered from the Flow section. Refer to **PVFLOW**.

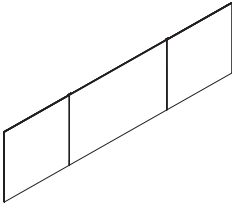
Tip: Horizontal Flow (frameless) as 8' total width should be ordered from the Sans section. Refer to **SANS**.

Tip: For custom graphics, please contact your Polyvision sales representative at: sales@polyvision.com to start the process and acquire a custom print job number.

	Required Selections	U.S. Price	Required to Specify
Frame	<ul style="list-style-type: none"> • Frame • Frameless 	No cost No cost	Specify <i>with frame</i> . Specify <i>without frame</i> .
Height	<ul style="list-style-type: none"> • 47"H 	Prices at right	Specify <i>with 47" high</i> .
Width	<ul style="list-style-type: none"> • 144"W • 168"W • 192"W • 216"W • 240"W • 288"W • 360"W 	Prices at right Prices at right Prices at right Prices at right Prices at right Prices at right Prices at right	Specify <i>with 144" width</i> . Specify <i>with 168" width</i> . Specify <i>with 192" width</i> . Specify <i>with 216" width</i> . Specify <i>with 240" width</i> . Specify <i>with 288" width</i> . Specify <i>with 360" width</i> .
Surface Type	<ul style="list-style-type: none"> • Chalkboard • Markerboard 	No cost No cost	Specify <i>with chalkboard</i> . Specify <i>with markerboard</i> .

	Options	U.S. Price	Required to Specify
Surface Materials	Surface <ul style="list-style-type: none"> • Ceramic price group 1 • Ceramic price group 2 • Custom graphic 144"W • Custom graphic 168"W • Custom graphic 192"W • Custom graphic 216"W • Custom graphic 240"W • Custom graphic 288"W • Custom graphic 360"W 	No cost +\$165 per panel Price at right Price at right Price at right Price at right Price at right Price at right Price at right	Specify ceramic color number. Specify ceramic color number. Specify custom graphic number. Specify custom graphic number. Specify custom graphic number. Specify custom graphic number. Specify custom graphic number. Specify custom graphic number. Specify custom graphic number.
Accessory Kit	<ul style="list-style-type: none"> • Basic kit • Toolbar kit 	No cost +\$224	Specify <i>with basic kit</i> . Specify <i>with toolbar kit</i> .

Related Products	<ul style="list-style-type: none"> • Dry erase markers • Magnetic eraser with marker holder • Accessories 	<ul style="list-style-type: none"> ▶ Page 516 ▶ Page 514 ▶ Page 513
-------------------------	--	--



Specification Information

Style Number	Width	U.S. Base Price	Option (Add \$ to Base Price)
		47"H	Custom Graphic
HZPVFLOW	144"	\$ 5907	+\$ 4725
	168"	\$ 6498	+\$ 5198
	192"	\$ 7089	+\$ 5671
	216"	\$ 8270	+\$ 6616
	240"	\$ 9452	+\$ 7561
	288"	\$10,633	+\$ 8506
	360"	\$12,997	+\$10,397

Wall Mounted



For Canadian Pricing
 Multiply U.S. Price by the Canadian price factor.
 ▶ See page 1 for details.

Sans

Sans is a writing board with streamlined, precision cut, frameless edges. Orientation of writing board can be mounted horizontally or vertically.

For custom capability and parametrics for special sizes, please see *Parametric Collaborative Surfaces*.

▶ See page 490

Frameless edge comes standard in the same finish as the specified CeramicSteel color number of the panel. Contrasting options are also available. Panel thickness is 1/2" or 13 mm.

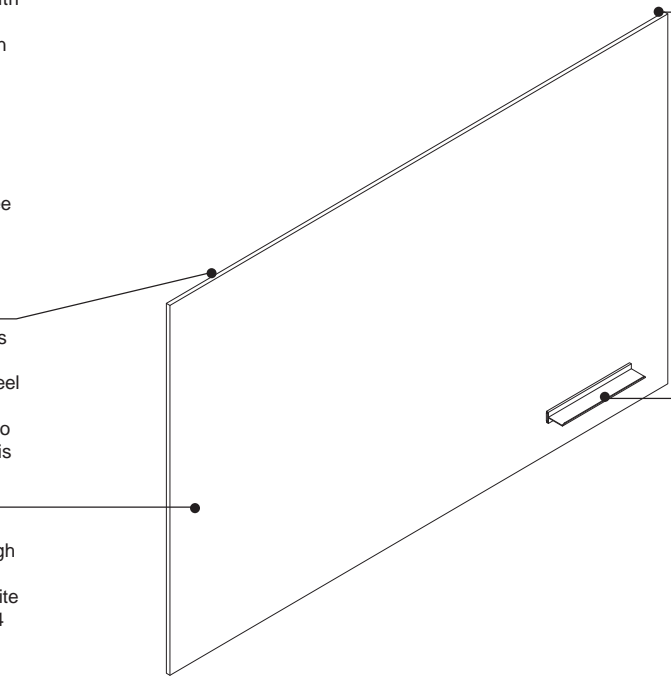
CeramicSteel surface is offered in 7655 White High Gloss, 7661 Gray Chalk 6502C CS, 7671 Arctic White 2 CS, 7673 Merle CS, 7674 Platinum Solid CS, and PV09 Hygienic White. 7661 Gray Chalk 6502C CS is a true chalkboard surface that requires chalk sticks or liquid chalk for writing.

Tip: Available with standard graphics and custom graphics.

Please contact your Polyvision sales representative at: sales@polyvision.com to start the process and acquire a custom print job number.

Edges are waterjet cut and sealed with high quality paint. Edges show striations.

Marker tray, dry erase markers, and eraser come standard with all markerboard surfaces. If chalkboard finish is selected then an eraser and marker tray come standard. The optional toolbar kit includes markers or chalk sticks depending on the surface type, a round magnetic eraser with replacement microfiber cloths, and the magnetic toolbar to store the writing accessories.



Actual Dimensions (Horizontal Orientation)

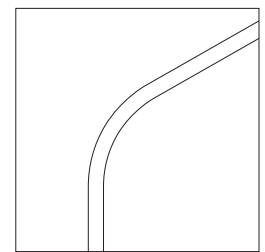
	Sans (48"W)	Sans (72"W)	Sans (95"W)
Overall Height	46.6535" or 1185 mm	46.6535" or 1185 mm	46.6535" or 1185 mm
Overall Width	48" or 1220 mm	72" or 1830 mm	95" or 2420 mm
Depth	1/2" or 13 mm	1/2" or 13 mm	1/2" or 13 mm
Depth from Wall to Face	1" or 25 mm	1" or 25 mm	1" or 25 mm
Weight (lbs)	55 lb	82 lb	97 lb
Weight (kgs)	25 kg	37 kg	44 kg

Actual Dimensions (Vertical Orientation)

	Sans (72"H)	Sans (95"H)
Overall Height	72" or 1830 mm	95" or 2420 mm
Overall Width	46.6535" or 1185 mm	46.6535" or 1185 mm
Depth	1/2" or 13 mm	1/2" or 13 mm
Depth from Wall to Face	1" or 25 mm	1" or 25 mm
Weight (lbs)	82 lb	97 lb
Weight (kgs)	37 kg	44 kg

Tip: Dimensions are actual with a height and width tolerance of +/- 1 mm. Selections in electronic catalog are rounded up to the nearest whole number.

Product Details



Rounded corners can be selected for the Sans board. Standard corner option is 90-degree, radius is R45. Compatible with accented edge options.

Digital Print Options


Digital printing is offered on Parametric Premium Whiteboards, Sans, Sans Light, and Flow products. Digital print graphics are permanently baked into the CeramicSteel surface and are scratch, abrasion, bacteria, chemical, fire, and graffiti resistant. Both standard and custom options are available.

Tip: Flow only available with custom option.

Standard Digital Print Options for Sans, Sans Light, and Premium Whiteboards

Patterns available in:

- 7676 Saffron
- 7677 Peacock
- 7678 Sea Salt
- 7679 Sterling Dark
- 7681 Sand
- 7682 Black



PV55 Agate



PV56 Brushstroke



PV57 Code




PV58 Data



PV59 DNA



PV60 Hive




PV61 Skyline



PV62 Soundwave




PV63 Speed



PV64 Summit

Patterns available in:


- 7679 Sterling Dark
- 7682 Black



PV65 Dot Grid



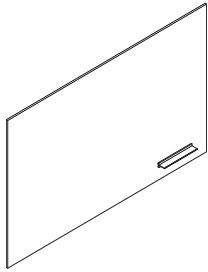
PV66 Line Grid



PV67 Music Lines

Tip: For custom graphics, please contact your Polyvision sales representative at: sales@polyvision.com to start the process and acquire a custom print job number.

Sans



▶ Need help? Product details, page 488

Standard Includes

- Panel: Polyvision CeramicSteel
- Attachment hardware
- Magnetic marker tray, dry erase markers, and eraser if 7655 White High Gloss, 7671 Arctic White 2 CS, 7673 Merle CS, 7674 Platinum Solid CS, or PV09 Hygienic White Gloss is selected
- Magnetic marker tray and eraser if 7661 Gray Chalk 6502C CS is selected
- Accented edge: paint price groups 1, 2, and 3, if contrasting is selected

Required to Specify

- 1 Style number
 - 2 Size (see below under Required Selections)
 - 3 Corner shape (see below under Required Selections)
 - 4 Surface type (see below under Required Selections)
 - 5 CeramicSteel color number for panel:
7655 White High Gloss
7661 Gray Chalk 6502C CS
7671 Arctic White 2 CS
7673 Merle CS
7674 Platinum Solid CS
PV09 Hygienic White Gloss
 - 6 Options, if selected (see below)
- ▶ See Surface Materials, page 520.

Tip: Accessories come with all Sans boards. Accessories vary by surface type and color.

Tip: Parametric Sans does not include accessories and should be ordered separately.

Tip: Sans boards should not be mounted side-by-side due to possible color variation between boards. For a multi-panel system use Flow.

Tip: Mounting hardware will be installed on the back of the board to support vertical installation when 72"H or 95"H is specified.

Tip: See CeramicSteel Cleaning/Daily Care and Maintenance for additional information.
▶ Page 453

Tip: Contrasting accented edge can only be specified when the panel is selected in 7655 White High Gloss and 7671 Arctic White 2 CS.

Tip: 7661 Gray Chalk 6502C CS is a true chalkboard surface. Chalk sticks and liquid chalk can be used. Liquid chalk requires wet erase.

Tip: Graphics not available with rounded corners.

Tip: For custom graphics, please contact your Polyvision sales representative at: sales@polyvision.com to start the process and acquire a custom print job number.

	Required Selections	U.S. Price	Required to Specify
Size	Horizontal		
	<ul style="list-style-type: none"> • 47"H x 48"W • 47"H x 72"W • 47"H x 95"W 	Prices below Prices below Prices below	Specify with 47"H x 48"W. Specify with 47"H x 72"W. Specify with 47"H x 95"W.
	Vertical		
	<ul style="list-style-type: none"> • 72"H x 47"W • 95"H x 47"W 	Prices below Prices below	Specify with 72"H x 47"W. Specify with 95"H x 47"W.
Corner Shape	<ul style="list-style-type: none"> • 90 degree corner • Rounded corner 	No cost No cost	Specify with 90 degree corner. Specify with rounded corner.
Surface Type	<ul style="list-style-type: none"> • Chalkboard • Markerboard 	No cost No cost	Specify with chalkboard. Specify with markerboard.

	Options	U.S. Price	Required to Specify
Surface Materials	Surface		
	<ul style="list-style-type: none"> • Ceramic price group 1 • Ceramic price group 2 • Graphic 47"H x 48"W • Graphic 47"H x 72"W • Graphic 47"H x 95"W • Graphic 72"H x 47"W • Graphic 95"H x 47"W 	No cost +\$ 165 +\$1197 +\$1599 +\$1862 +\$1599 +\$1862	Specify ceramic color number. Specify ceramic color number. Specify standard or custom graphic number. Specify standard or custom graphic number. Specify standard or custom graphic number. Specify standard or custom graphic number. Specify standard or custom graphic number.
	Contrasting		
	<ul style="list-style-type: none"> • Non-contrasting accented edge • Contrasting accented edge 	No cost +\$ 147	Specify with non-contrasting accented edge. Specify with contrasting accented edge.
Accessory Kit	<ul style="list-style-type: none"> • Basic kit • Toolbar kit 	No cost +\$ 224	Specify with basic kit. Specify with toolbar kit.
Related Products	<ul style="list-style-type: none"> • Accessories 		▶ Page 513

Specification Information					
Style Number	Height	U.S. Base Prices			
		47"W	48"W	72"W	95"W
SANS	47"	N.A.	\$1497	\$1999	\$2328
	72"	\$1999	N.A.	N.A.	N.A.
	95"	\$2328	N.A.	N.A.	N.A.

Sans Light

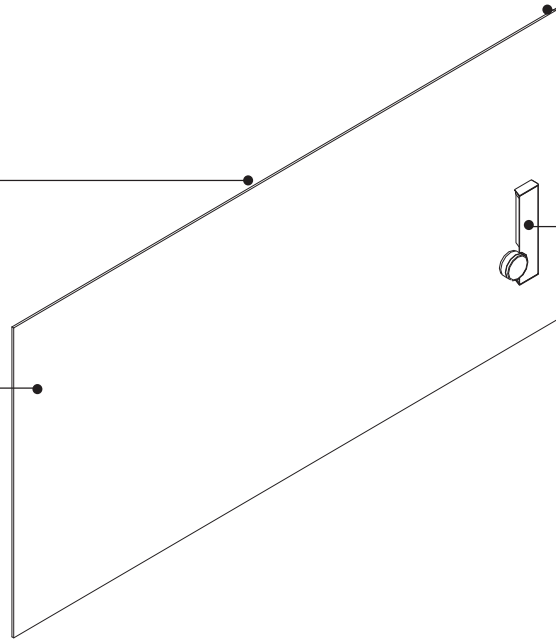
Sans Light is a writing board with streamlined, precision cut, frameless edges. Orientation of writing board can be mounted horizontally or vertically.

Frameless edge comes standard in the same finish as the specified CeramicSteel color number of the panel. Contrasting options are also available. Panel thickness is 1/4" or 6 1/2 mm.

CeramicSteel surface is offered in 7655 White High Gloss, 7661 Gray Chalk 6502C CS, 7671 Arctic White 2 CS, 7673 Merle CS, 7674 Platinum Solid CS, and PV09 Hygienic White Gloss. 7661 Gray Chalk 6502C CS is a true chalkboard surface and requires chalk sticks or liquid chalk for writing.

Tip: Available with standard graphics and custom graphics.

Please contact your Polyvision sales representative at: sales@polyvision.com to start the process and acquire a custom print job number.



Edges are waterjet cut and sealed with high quality paint. Edges show striations.

The toolbar kit includes markers or chalk sticks depending on the surface type, a round magnetic eraser with replacement microfiber cloths, and the magnetic toolbar to store the writing accessories.

Wall Mounted

Actual Dimensions (Horizontal Orientation)

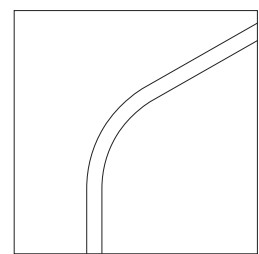
	Sans Light (48"W)	Sans Light (72"W)	Sans Light (95"W)
Overall Height	46.6535" or 1185 mm	46.6535" or 1185 mm	46.6535" or 1185 mm
Overall Width	48" or 1220 mm	72" or 1830 mm	95" or 2420 mm
Depth	1/4" or 6 1/2 mm	1/4" or 6 1/2 mm	1/4" or 6 1/2 mm
Depth from Wall to Face	4 5/8" or 20 1/2 mm	4 5/8" or 20 1/2 mm	4 5/8" or 20 1/2 mm
Weight (lbs)	34 lb	50 lb	66 lb
Weight (kgs)	15 3/8 kg	22 1/2 kg	30 kg

Actual Dimensions (Vertical Orientation)

	Sans Light (72"H)	Sans Light (95"H)
Overall Height	72" or 1830 mm	95" or 2420 mm
Overall Width	46.6535" or 1185 mm	46.6535" or 1185 mm
Depth	1/4" or 6 1/2 mm	1/4" or 6 1/2 mm
Depth from Wall to Face	4 5/8" or 20 1/2 mm	4 5/8" or 20 1/2 mm
Weight (lbs)	50 lb	66 lb
Weight (kgs)	22 1/2 kg	30 kg

Tip: Dimensions are actual with a height and width tolerance of +/- 1 mm. Selections in electronic catalog are rounded up to the nearest whole number.

Product Details



Rounded corners can be selected for the Sans board. Standard corner option is 90-degree, radius is R45. Compatible with accented edge options.

Digital Print Options

Digital printing is offered on Parametric Premium Whiteboards, Sans, Sans Light, and Flow products. Digital print graphics are permanently baked into the CeramicSteel surface and are scratch, abrasion, bacteria, chemical, fire, and graffiti resistant. Both standard and custom options are available.

Tip: Flow only available with custom option.

Standard Digital Print Options for Sans, Sans Light, and Premium Whiteboards

Patterns available in:


- 7676 Saffron
- 7677 Peacock
- 7678 Sea Salt
- 7679 Sterling Dark
- 7681 Sand
- 7682 Black



PV55 Agate



PV56 Brushstroke



PV57 Code




PV58 Data



PV59 DNA



PV60 Hive




PV61 Skyline



PV62 Soundwave




PV63 Speed



PV64 Summit

Patterns available in:


- 7679 Sterling Dark
- 7682 Black



PV65 Dot Grid



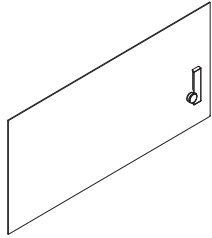
PV66 Line Grid



PV67 Music Lines

Tip: For custom graphics, please contact your Polyvision sales representative at: sales@polyvision.com to start the process and acquire a custom print job number.

Sans Light



Standard Includes		Required to Specify
<ul style="list-style-type: none"> ▶ Need help? Product details, page 491 • Panel: Polyvision CeramicSteel • Attachment hardware • Standard toolbar kit with 7655 White High Gloss, 7671 Arctic White 2 CS, 7674 Platinum Solid CS, or PV09 Hygienic White Gloss. Neon toolbar kit with 7673 Merle CS. Chalk toolbar kit with 7661 Gray Chalk 6502 CS. 	<ol style="list-style-type: none"> 1 Style number 2 Size (see below under Required Selections) 3 Corner shape (see below under Required Selections) 4 Surface type (see below under Required Selections) 5 CeramicSteel color number for panel: <ul style="list-style-type: none"> 7655 White High Gloss 7661 Gray Chalk 6502C CS 7671 Arctic White 2 CS 7673 Merle CS 7674 Platinum Solid CS PV09 Hygienic White Gloss 6 Options, if selected (see below) 	
		▶ See Surface Materials, page 520.

Tip: Accessories come with all Sans boards. Accessories vary by surface type and color. All Sans boards include a logo on the bottom right corner.

Tip: Mounting hardware will be installed on the back of the board to support vertical installation when 72"H or 95"H is specified.

Tip: See CeramicSteel Cleaning/Daily Care and Maintenance for additional information.
▶ Page 453

Tip: Contrasting accented edge can only be specified when the panel is selected in 7671 Arctic White 2 CS.

Tip: 7661 Gray Chalk 6502C CS is a true chalkboard surface. Chalk sticks and liquid chalk can be used. Liquid chalk requires wet erase.

Tip: Graphics not available with rounded corners.

Tip: For custom graphics, please contact your Polyvision sales representative at: sales@polyvision.com to start the process and acquire a custom print job number.

Required Selections	U.S. Price	Required to Specify
Size		
Horizontal		
• 47"H x 48"W	Prices below	Specify with 47"H x 48"W.
• 47"H x 72"W	Prices below	Specify with 47"H x 72"W.
• 47"H x 95"W	Prices below	Specify with 47"H x 95"W.
Vertical		
• 72"H x 47"W	Prices below	Specify with 72"H x 47"W.
• 95"H x 47"W	Prices below	Specify with 95"H x 47"W.
Corner Shape		
• 90 degree corner	No cost	Specify with 90 degree corner.
• Rounded corner	No cost	Specify with rounded corner.
Surface Type		
• Chalkboard	No cost	Specify with chalkboard.
• Markerboard	No cost	Specify with markerboard.

Options	U.S. Price	Required to Specify
Surface Materials		
Surface		
• Ceramic price group 1	No cost	Specify ceramic color number.
• Ceramic price group 2	+\$ 165	Specify ceramic color number.
• Graphic 47"H x 48"W	+\$1601	Specify standard or custom graphic number.
• Graphic 47"H x 72"W	+\$1720	Specify standard or custom graphic number.
• Graphic 47"H x 95"W	+\$1839	Specify standard or custom graphic number.
• Graphic 72"H x 47"W	+\$1720	Specify standard or custom graphic number.
• Graphic 95"H x 47"W	+\$1839	Specify standard or custom graphic number.
Contrasting		
• Non-contrasting accented edge	No cost	Specify with non-contrasting accented edge.
• Contrasting accented edge	+\$ 147	Specify with contrasting accented edge.

Related Products • Accessories ▶ Page 513

Specification Information					
Style Number	Height	U.S. Base Prices			
		47"W	48"W	72"W	95"W
PVLTSANS	47"	N.A.	\$2002	\$2150	\$2300
	72"	\$2150	N.A.	N.A.	N.A.
	95"	\$2300	N.A.	N.A.	N.A.

 **For Canadian Pricing**
Multiply U.S. Price by the Canadian price factor.
▶ See page 1 for details.

Wall Mounted

Accord

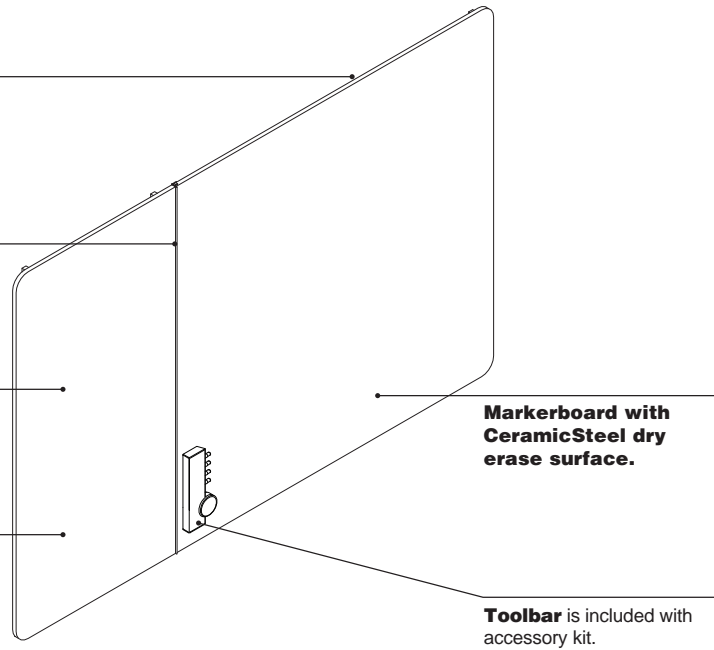
Accord is a combination board where writing and sound absorbing features are combined in a streamlined, precision cut, and frameless design.

Frameless edge comes standard in the same finish as the specified color number of the panel. Contrasting options are also available.

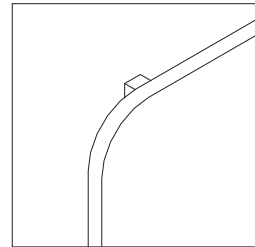
Bumper consists of matte black ABS divider that separates acoustic and CeramicSteel material.

Tackable board with sound absorbing properties is available in different colors and prints.

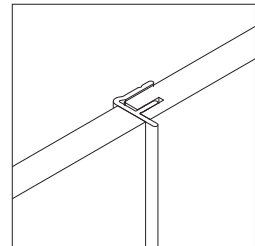
Sound diffusing acoustic panel made from 100% recycled material.



Product Details



Accord features four rounded corners R45 mm and installs with Z-brackets. The markerboard has a 1/2" MDF core. Acoustic material has a 12 mm core. Acoustic Material: Cost effective sound solution—NRC = 0.45–0.80 for 12 mm.



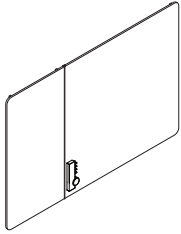
Accord features 4 mm protection bumper, material ABS.

Actual Dimensions

Accord	Height	Width	Depth	Depth from Wall to Face of Writing Surface	Depth Divider Bumper to Face of Writing Surface	Weight (lbs)	Weight (kg)
Horizontal Double	47" or 1185 mm	94" or 2375 mm	0.51" or 13 mm	0.86" or 22 mm	0.15" or 4 mm	52.69 lbs	23.9 kg
	47" or 1185 mm	119" or 3020 mm	0.51" or 13 mm	0.86" or 22 mm	0.15" or 4 mm	76.27 lbs	34.6 kg
	47" or 1185 mm	142" or 3610 mm	0.51" or 13 mm	0.86" or 22 mm	0.15" or 4 mm	97.66 lbs	44.3 kg
Vertical Double	72" or 1830 mm	94" or 2375 mm	0.51" or 13 mm	0.86" or 22 mm	0.15" or 4 mm	81.57 lbs	37 kg
	95" or 2420 mm	94" or 2375 mm	0.51" or 13 mm	0.86" or 22 mm	0.15" or 4 mm	107.36 lbs	48.7 kg
Horizontal Left	47" or 1185 mm	70" or 1780 mm	0.51" or 13 mm	0.86" or 22 mm	0.15" or 4 mm	48.06 lbs	21.8 kg
	47" or 1185 mm	94" or 2425 mm	0.51" or 13 mm	0.86" or 22 mm	0.15" or 4 mm	71.65 lbs	32.5 kg
	47" or 1185 mm	119" or 3015 mm	0.51" or 13 mm	0.86" or 22 mm	0.15" or 4 mm	93.03 lbs	42.2 kg
Vertical Left	72" or 1830 mm	70" or 1780 mm	0.51" or 13 mm	0.86" or 22 mm	0.15" or 4 mm	74.29 lbs	33.7 kg
	95" or 2420 mm	70" or 1780 mm	0.51" or 13 mm	0.86" or 22 mm	0.15" or 4 mm	97.88 lbs	44.4 kg
Horizontal Right	47" or 1185 mm	70" or 1780 mm	0.51" or 13 mm	0.86" or 22 mm	0.15" or 4 mm	48.06 lbs	21.8 kg
	47" or 1185 mm	94" or 2425 mm	0.51" or 13 mm	0.86" or 22 mm	0.15" or 4 mm	71.65 lbs	32.5 kg
	47" or 1185 mm	119" or 3015 mm	0.51" or 13 mm	0.86" or 22 mm	0.15" or 4 mm	93.03 lbs	42.2 kg
Vertical Right	72" or 1830 mm	70" or 1780 mm	0.51" or 13 mm	0.86" or 22 mm	0.15" or 4 mm	74.29 lbs	33.7 kg
	95" or 2420 mm	70" or 1780 mm	0.51" or 13 mm	0.86" or 22 mm	0.15" or 4 mm	97.88 lbs	44.4 kg

Tip: Dimensions are actual with a height and width tolerance of +/- 1 mm. Selections in electronic catalog are rounded up to the nearest whole number.

Accord



Tip: Accord only available with a single CeramicSteel panel application. Panel comes standard with accessories.

Tip: See CeramicSteel Cleaning/Daily Care and Maintenance for additional information.
▶ Page 453

Tip: Refer to panel layouts for acoustic panel quantity and placement.

Standard Includes		Required to Specify
▶ Need help? Product details, page 494	<ul style="list-style-type: none"> • Polyvision CeramicSteel markerboard with bumper divider and PET tackable acoustic panel(s) • Attachment hardware • Accessories: toolbar kit 	<ol style="list-style-type: none"> 1 Style number 2 Height (see below under Required Selections) 3 Width (see below under Required Selections) 4 Acoustic panel quantity (see below under Required Selections) 5 CeramicSteel color number for markerboard: 7655 White High Gloss 7671 Arctic White 2 CS 6 PET color number for acoustic panel(s) 7 Options, if selected (see below) <p>▶ See Surface Materials, page 520.</p>

	Required Selections	U.S. Price	Required to Specify
Height	<ul style="list-style-type: none"> • 47"H • 72"H • 95"H 	Prices below Prices below Prices below	Specify with 47"H. Specify with 72"H. Specify with 95"H.
Width	<ul style="list-style-type: none"> • 70"W • 94"W • 119"W • 142"W 	Prices below Prices below Prices below Prices below	Specify with 70"W. Specify with 94"W. Specify with 119"W. Specify with 142"W.
Acoustic Panel Quantity	<ul style="list-style-type: none"> • Quantity 1 • Quantity 2 	Prices below Prices below	Specify one acoustic panel. Specify two acoustic panels.

	Options	U.S. Price	Required to Specify
Surface Materials	Markerboard edge <ul style="list-style-type: none"> • Ceramic price group 1 • Paint price group 1 • Paint price group 3 	No cost No cost +\$134	Specify edge finish color number. Specify edge finish color number. Specify edge finish color number.

Related Products • Accessories ▶ Page 513

Specification Information

Style Number	Height	U.S. Base Prices		
		47"W	72"W	95"W

Panel Quantity 1				
PVMRGE	70"	\$2667	\$3628	\$3948
	94"	\$3220	N.A.	N.A.
	119"	\$3413	N.A.	N.A.
	142"	N.A.	N.A.	N.A.

Panel Quantity 2				
PVMRGE	70"	N.A.	N.A.	N.A.
	94"	\$3628	\$5123	\$5443
	119"	\$4161	N.A.	N.A.
	142"	\$4376	N.A.	N.A.

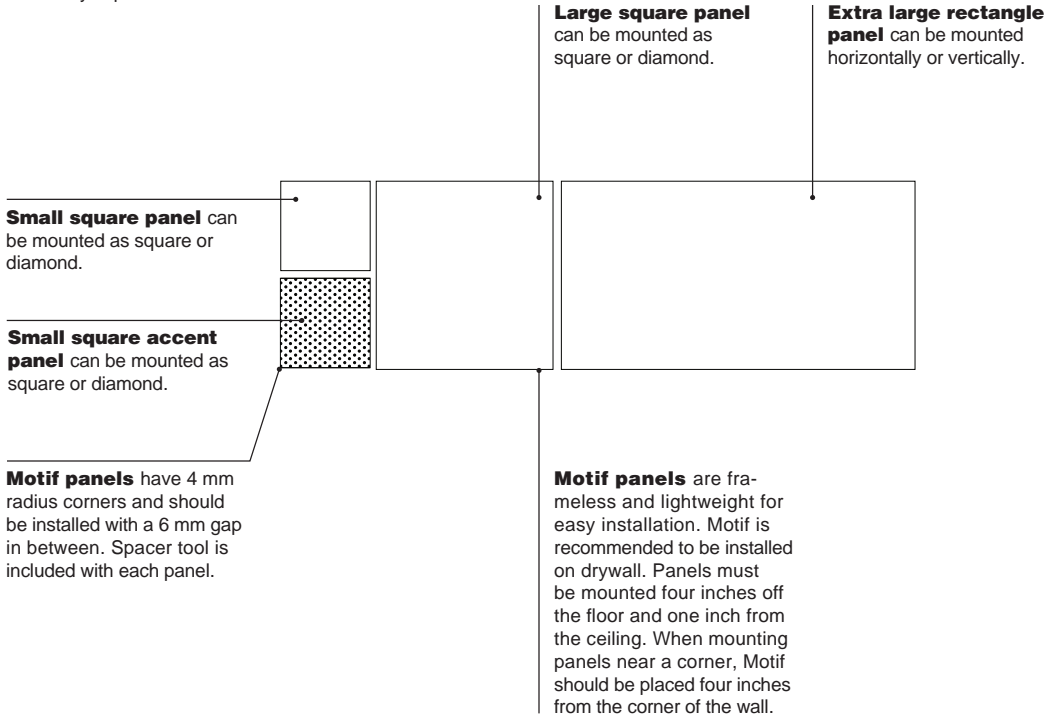
Tip: Panel quantity refers to the number of acoustic panels selected.

 **For Canadian Pricing**
Multiply U.S. Price by the Canadian price factor.
▶ See page 1 for details.

Wall Mounted

Motif


Motif is a high-performance collaborative panel that can be configured in countless ways to turn unused wall space into places where teams express and share ideas together. Flexible placement encourages spontaneous inspiration while a superior Polyvision CeramicSteel writable worksurface helps teams effectively capture ideas.




Product Details

Standard Digital Print Options for Motif Boards

- 22½" x 22½"
- PV11 Grey Calendar CS
- PV12 Grey Grid CS



Calendar Grid



Grey Grid

Motif boards are available in Polyvision CeramicSteel. Standard digital print options are printed on 7671 Arctic White 2 CS.

Actual Dimensions

	Small Square Panel	Large Square Panel	Extra Large Rectangle Panel	Small Square Accent Panel
Single Panel Height	22½" or 572 mm	45¼" or 1150 mm	45¼" or 1150 mm 90¾" or 2306 mm	22½" or 572 mm
Single Panel Width	22½" or 572 mm	45¼" or 1150 mm	90¾" or 2306 mm 45¼" or 1150 mm	22½" or 572 mm
Depth	.157" or 4 mm	.157" or 4 mm	.157" or 4 mm	.157" or 4 mm
Depth from Wall to Face	15/16" or 3211/16 mm	15/16" or 3211/16 mm	15/16" or 3211/16 mm	15/16" or 3211/16 mm
Weight (lbs)	5.7 lb	23.32 lb	46.78 lb	5.7 lb
Weight (kgs)	2.62 kg	10.58 kg	21.22 kg	2.62 kg

Tip: Dimensions are actual with a height and width tolerance of +/- 1 mm.

Motif Panels

Tip: A neon marker will come standard if Merle CS or Sterling Dark Solid CS are specified on the panel. If Seagull CS, Platinum Solid CS, or Arctic White 2 CS are selected then a standard black marker will come standard.

Tip: 90¾"H panels are only available as 45¼"W.

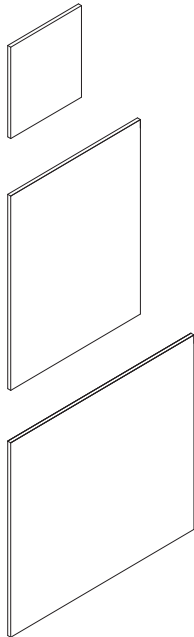
Tip: Small square and large square panels can be mounted as square or diamond.

Tip: Extra large rectangle panel can be mounted horizontally or vertically (45¼"H x 90¾"W or 90¾"H x 45¼"W).

Tip: PV11 Grey Calendar Grid CS and PV12 Grey Grid CS are offered only on small square size panels.

Tip: See CeramicSteel Cleaning/Daily Care and Maintenance for additional information.

▶ Page 453



For Canadian Pricing

Multiply U.S. Price by the Canadian price factor.

▶ See page 1 for details.

Standard Includes	Required to Specify
-------------------	---------------------

<ul style="list-style-type: none"> ▶ Need help? Product details, page 496 • Panel: Polyvision CeramicSteel • Dry erase marker • Attachment hardware • Installation template 	<ol style="list-style-type: none"> 1 Style number 2 Panel size (see below under Required Selections) 3 CeramicSteel color number for panel: <ul style="list-style-type: none"> 7671 Arctic White 2 CS 7672 Seagull CS 7673 Merle CS 7674 Platinum Solid CS 7675 Sterling Dark Solid CS PV11 Grey Calendar Grid CS PV12 Grey Grid CS
--	--

Panel Size	Required Selections	U.S. Price	Required to Specify
------------	---------------------	------------	---------------------

Panel Size	• Small square panel (22½"H x 22½"W)	Prices below	Specify with small square panel.
	• Large square panel (45¼"H x 45¼"W)	Prices below	Specify with large square panel.
	• Extra large rectangle panel (45¼"H x 90¾"W)	Prices below	Specify with extra large rectangle panel.
	• Extra large rectangle panel (90¾"H x 45¼"W)	Prices below	Specify with extra large rectangle panel.

Related Products	<ul style="list-style-type: none"> • Dry erase markers • Magnetic eraser with marker holder • Motif accent panel • Accessories 	<ul style="list-style-type: none"> ▶ Page 516 ▶ Page 514 ▶ Page 498 ▶ Page 513
-------------------------	--	--

Specification Information			
Style Number	Dimensions		U.S. Price
	W	H	

Style Number	Dimensions	U.S. Price
	W	H

Small Square Panel

MTFPNL	22½"	22½"	\$ 583

Large Square Panel

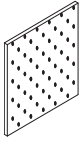
MTFPNL	45¼"	45¼"	\$1609

Extra Large Rectangle Panel

MTFPNL	90¾"	45¼"	\$2928
	45¼"	90¾"	\$2928

Wall Mounted

Motif Accent Panel



Tip: Small square accent panel can be mounted as square or diamond.

Tip: See CeramicSteel Cleaning/Daily Care and Maintenance for additional information.
▶ Page 453

Standard Includes	Required to Specify
<ul style="list-style-type: none"> ▶ Need help? Product details, page 496 • Panel: Polyvision CeramicSteel: 7665 Saffron Pattern CS • Attachment hardware • Installation template 	<ul style="list-style-type: none"> Style number

Related Products
<ul style="list-style-type: none"> • Dry erase markers ▶ Page 516 • Magnetic eraser with marker holder ▶ Page 514 • Motif panels ▶ Page 497 • Accessories ▶ Page 513

Specification Information		
Style Number	Dimensions W H	U.S. Price

Small Square Accent Panel

MTFPNLA	22½" 22½"	\$583
:	:	:



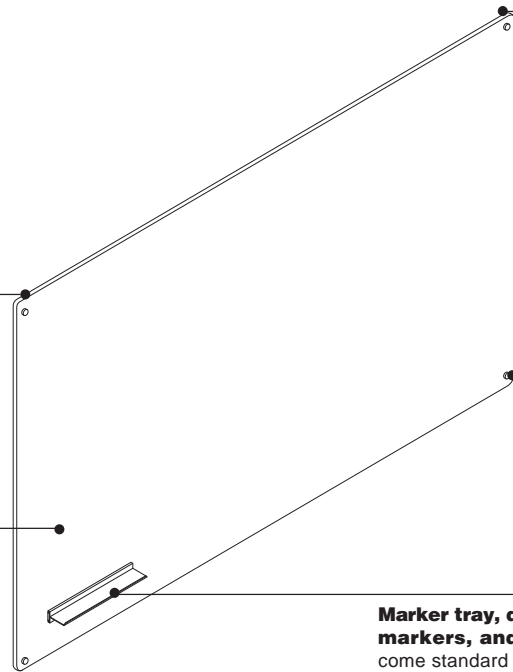
For Canadian Pricing
Multiply U.S. Price by the Canadian price factor.
▶ See page 1 for details.

Serif

Serif is a thin CeramicSteel writing board mounted with standoff mounts in a satin chrome finish. Precision cut edges are sealed with a durable lacquer, while rounded corners provide a modern, premium look. Orientation of writing board can be mounted horizontally or vertically.

Frameless edge comes standard in the same finish as the specified CeramicSteel color number of the panel. Frameless edge corners have a 4 mm radius. Contrasting options are also available.

CeramicSteel surface is offered in 7655 White High Gloss or PV09 Hygienic White Gloss.



Edges are waterjet cut and sealed with high quality paint. Edges show striations.

Mounting comes standard with standoff mounts. Mounts vary by size of panel.

Marker tray, dry erase markers, and eraser come standard with Serif. The optional toolbar kit includes markers or chalk sticks depending on the surface type, a round magnetic eraser with replacement microfiber cloths, and the magnetic toolbar to store the writing accessories.

Wall Mounted

Actual Dimensions (Horizontal Orientation)

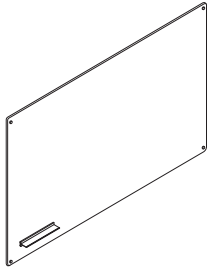
	Serif (47"W)	Serif (72"W)	Serif (95"W)
Overall Height	46.6535" or 1185 mm	46.6535" or 1185 mm	46.6535" or 1185 mm
Overall Width	46.6535" or 1185 mm	72" or 1830 mm	95" or 2420 mm
Depth	1/4" or 6 1/2 mm	1/4" or 6 1/2 mm	1/4" or 6 1/2 mm
Depth from Wall to Face	3/4" or 19 mm	3/4" or 19 mm	3/4" or 19 mm
Weight (lbs)	32 lb	50 lb	66 lb
Weight (kgs)	15 kg	23 kg	30 kg

Actual Dimensions (Vertical Orientation)

	Serif (72"H)	Serif (95"H)
Overall Height	72" or 1830 mm	95" or 2420 mm
Overall Width	46.6535" or 1185 mm	46.6535" or 1185 mm
Depth	1/4" or 6 1/2 mm	1/4" or 6 1/2 mm
Depth from Wall to Face	3/4" or 19 mm	3/4" or 19 mm
Weight (lbs)	50 lb	66 lb
Weight (kgs)	23 kg	30 kg

Tip: Dimensions are actual with a height and width tolerance of +/- 1 mm. Selections in electronic catalog are rounded up to the nearest whole number.

Serif



Tip: See CeramicSteel Cleaning/Daily Care and Maintenance for additional information.
 ▶ Page 453

Standard Includes		Required to Specify
▶ Need help? Product details, page 499	<ul style="list-style-type: none"> Panel: Polyvision CeramicSteel Attachment hardware <ul style="list-style-type: none"> – Four standoff mounts, if 47"H x 47"W is selected – Six standoff mounts, if 47"H x 72"W or 47"H x 95"W is selected Magnetic marker tray, dry erase markers, and eraser Accented edge: paint, if contrasting is selected 	<ol style="list-style-type: none"> Style number Size (see below under Required Selections) CeramicSteel color number for panel: 7655 White High Gloss PV09 Hygienic White Gloss Options, if selected (see below) ▶ See Surface Materials, page 520.

	Required Selections	U.S. Price	Required to Specify
Size	Horizontal		
	<ul style="list-style-type: none"> 47"H x 47"W 47"H x 72"W 47"H x 95"W 	Price below Price below Price below	Specify with 47"H x 47"W. Specify with 47"H x 72"W. Specify with 47"H x 95"W.
	Vertical		
	<ul style="list-style-type: none"> 72"H x 47"W 95"H x 47"W 	Price below Price below	Specify with 72"H x 47"W. Specify with 95"H x 47"W.

	Options	U.S. Price	Required to Specify
Surface Materials	Surface		
	<ul style="list-style-type: none"> Ceramic price group 1 Ceramic price group 2 	No cost +\$165	Specify ceramic color number. Specify ceramic color number.
	Contrasting		
	<ul style="list-style-type: none"> Non-contrasting accented edge Contrasting accented edge 	No cost +\$147	Specify with non-contrasting accented edge. Specify with contrasting accented edge.
Accessory Kit	<ul style="list-style-type: none"> Basic kit Toolbar kit 	No cost +\$224	Specify with basic kit. Specify with toolbar kit.
Related Products	<ul style="list-style-type: none"> Accessories 		▶ Page 513

Specification Information				
Style Number	Height	U.S. Base Prices		
		47"W	72"W	95"W
SERIF	47"	\$1612	\$1759	\$2052
	72"	\$1759	N.A.	N.A.
	95"	\$2052	N.A.	N.A.

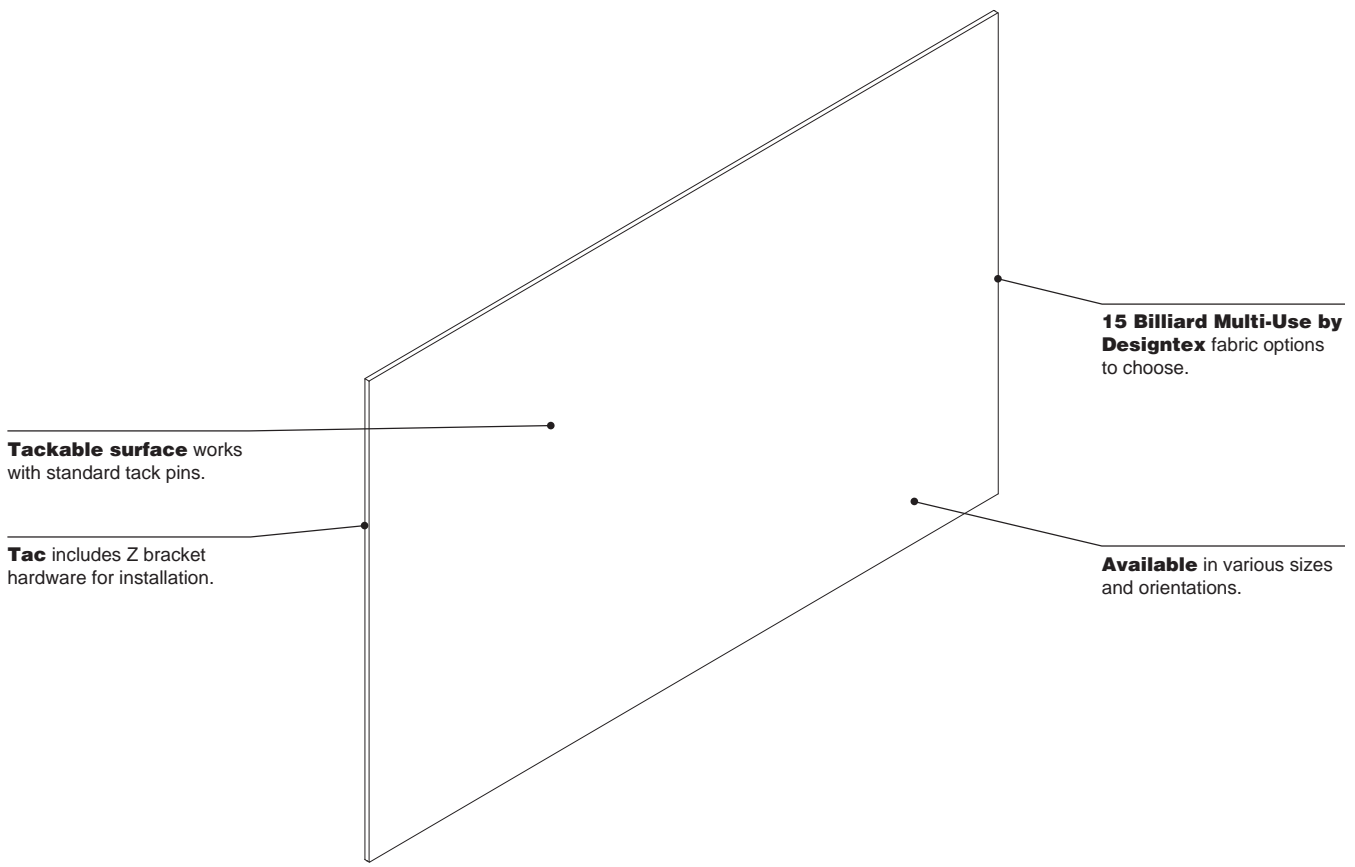


For Canadian Pricing
 Multiply U.S. Price by the Canadian price factor.
 ▶ See page 1 for details.

Tac

Frameless, fabric wrapped tackboard—

Tac adds another dimension to collaboration by providing a pinnable, flexible space where your best ideas can come to life.



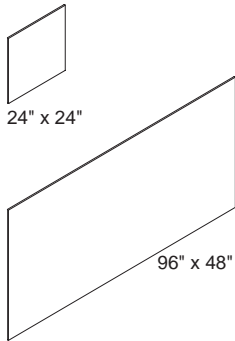
Actual Dimensions

	Tac Small Square	Tac Small Rectangle	Tac Medium Rectangle	Tac Large Rectangle
Depth	3/4"	3/4"	3/4"	3/4"
Width	24"	48"	72"	96"
Height	24"	36"	48"	48"
Depth from wall to face	1 1/4"	1 1/4"	1 1/4"	1 1/4"
Weight (lb)	5	17	62	80
Weight (kg)	2.27	7.71	28.12	36.28

Tip: Rectangles available in horizontal and vertical orientation. Dimensions are actual with a height and width tolerance of +/- 1 mm.

Wall Mounted

Tac



Standard Includes	Required to Specify
-------------------	---------------------

- | | |
|---|--|
| <ul style="list-style-type: none"> ▶ Need help? Product details, page 501 • Tackboard: Billiard Multi-Use by Designtex fabric wrapped • Z-bracket mounting hardware • Cleaning instructions | <ol style="list-style-type: none"> 1 Style number 2 Size (see below under Required Selections) 3 Tackboard fabric <p>▶ See Surface Materials, page 520.</p> |
|---|--|

Size	Required Selections	U.S. Price	Required to Specify
------	---------------------	------------	---------------------

Size	Horizontal		
	<ul style="list-style-type: none"> • 24"H x 24"W • 36"H x 48"W • 48"H x 72"W • 48"H x 96"W 	Price below Price below Price below Price below	Specify with 24"H x 24"W. Specify with 36"H x 48"W. Specify with 48"H x 72"W. Specify with 48"H x 96"W.
	Vertical		
	<ul style="list-style-type: none"> • 48"H x 36"W • 72"H x 48"W • 96"H x 48"W 	Price below Price below Price below	Specify with 48"H x 36"W. Specify with 72"H x 48"W. Specify with 96"H x 48"W.

Related Products • Textura ▶ Page 507

Tip: Fabric direction runs horizontal for horizontal orientation. Fabric direction runs vertical for vertical orientation.

Tip: Clean only with water-based or solvent-based cleaner. Do not saturate.

Specification Information

Style Number	Dimensions		U.S. Price
	H	W	
TAC			
Horizontal			
	24"	24"	\$ 846
	36"	48"	\$1270
	48"	72"	\$1835
	48"	96"	\$2189
Vertical			
	48"	36"	\$1270
	72"	48"	\$1835
	96"	48"	\$2189



For Canadian Pricing
 Multiply U.S. Price by the Canadian price factor.
 ▶ See page 1 for details.

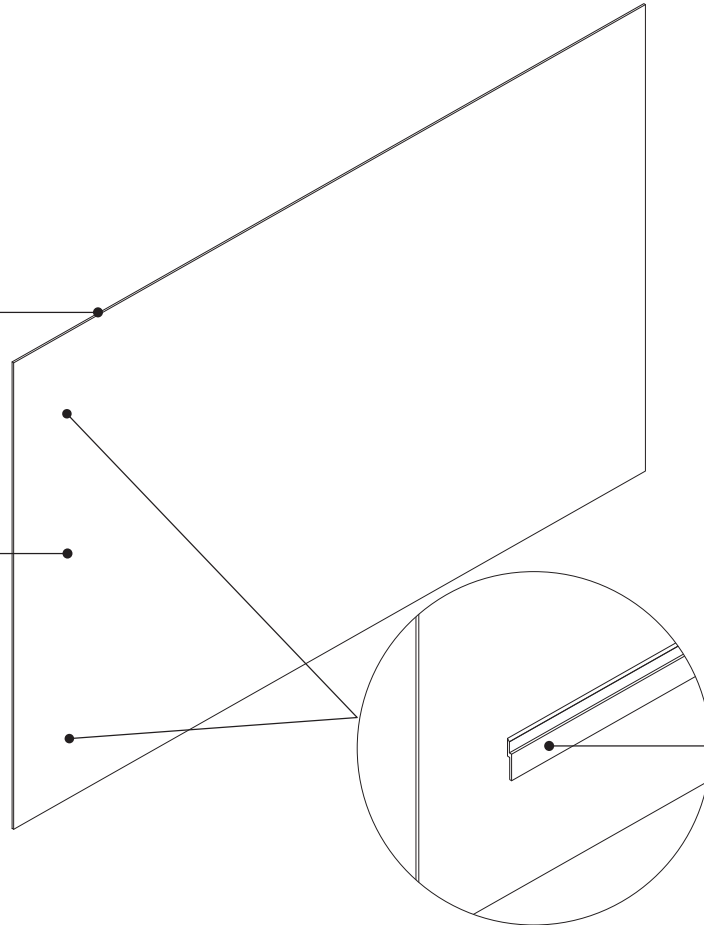
Glass

High quality glassboard

is made with $\frac{3}{16}$ " thick low-iron tempered glass and is non-porous, non-ghosting, and non-staining. With the ability to configure both vertically or horizontally, the compact structure of this glassboard sits close to the wall using a Z-bracket installation. Accepts rare earth magnets.

Thin, smooth, frameless edge.

Glass surface is offered in 25 color options.
Tip: For information on custom color finishes, please contact your Polyvision sales representative at: sales@polyvision.com.



Glassboard mounted to the wall with Z-brackets.

Wall Mounted

Actual Dimensions (Horizontal Orientation)

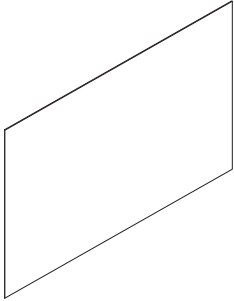
	Glass (48"W)	Glass (72"W)	Glass (96"W)
Overall Height	48" or 1220 mm	48" or 1220 mm	48" or 1220 mm
Overall Width	48" or 1220 mm	72" or 1830 mm	96" or 2439 mm
Depth	$\frac{3}{16}$ " or 5 mm	$\frac{3}{16}$ " or 5 mm	$\frac{3}{16}$ " or 5 mm
Depth from Wall to Face	$\frac{7}{16}$ " or 11.1 mm	$\frac{7}{16}$ " or 11.1 mm	$\frac{7}{16}$ " or 11.1 mm
Weight (lbs)	51 lb	76.5 lb	102 lb
Weight (kgs)	25.4 kg	38.1 kg	50.8 kg

Tip: Sizes are nominal.

Actual Dimensions (Vertical Orientation)

	Glass (72"H)	Glass (96"H)
Overall Height	72" or 1830 mm	96" or 2439 mm
Overall Width	48" or 1220 mm	48" or 1220 mm
Depth	$\frac{3}{16}$ " or 5 mm	$\frac{3}{16}$ " or 5 mm
Depth from Wall to Face	$\frac{7}{16}$ " or 11.1 mm	$\frac{7}{16}$ " or 11.1 mm
Weight (lbs)	76.5 lb	102 lb
Weight (kgs)	38.1 kg	50.8 kg

Glass



Tip: Glassboards have a steel backer that support use for rare earth magnetic accessories.

Tip: Not compatible with toolbar.

Tip: Glassboards are not intended to be mounted side-by-side as there may be a slight variance in paint batches. Contact sales@polyvision.com if the design concept of a sales order requires this setup.

Tip: Rectangle glassboards are available in horizontal or vertical orientation. Hardware is attached during manufacturing. Orientation must be selected during the ordering process.

Standard Includes	Required to Specify
<ul style="list-style-type: none"> ▶ Need help? Product details, page 503 • Glassboard: back painted, magnetic glass • Z-bracket mounting hardware • Cleaning instructions 	<ol style="list-style-type: none"> 1 Style number 2 Size (see below under Required Selections) 3 Back painted glass color number <ul style="list-style-type: none"> ▶ See Surface Materials, page 520.

Size	Required Selections	U.S. Price	Required to Specify
	Horizontal		
	• 48"H x 48"W	Prices below	Specify with 48"H x 48"W.
	• 48"H x 72"W	Prices below	Specify with 48"H x 72"W.
	• 48"H x 96"W	Prices below	Specify with 48"H x 96"W.
	Vertical		
	• 72"H x 48"W	Prices below	Specify with 72"H x 48"W.
	• 96"H x 48"W	Prices below	Specify with 96"H x 48"W.

Specification Information			
Style Number	Dimensions H W		U.S. Price
PVGLASS	Horizontal		
	48"	48"	\$2559
	48"	72"	\$3582
	48"	96"	\$4526
	Vertical		
	72"	48"	\$3582
	96"	48"	\$4526



For Canadian Pricing
 Multiply U.S. Price by the Canadian price factor.
 ▶ See page 1 for details.

Mobile and Privacy

Mobile and Privacy

Textura Mobile	506
Boundri	508

Textura Mobile

Textura mobile blends sound-diffusing acoustic panels with durable CeramicSteel writing surfaces for a multi-purpose collaborative worktool on wheels.

► Specifying, page 507

Powdercoat traffic white aluminum frame

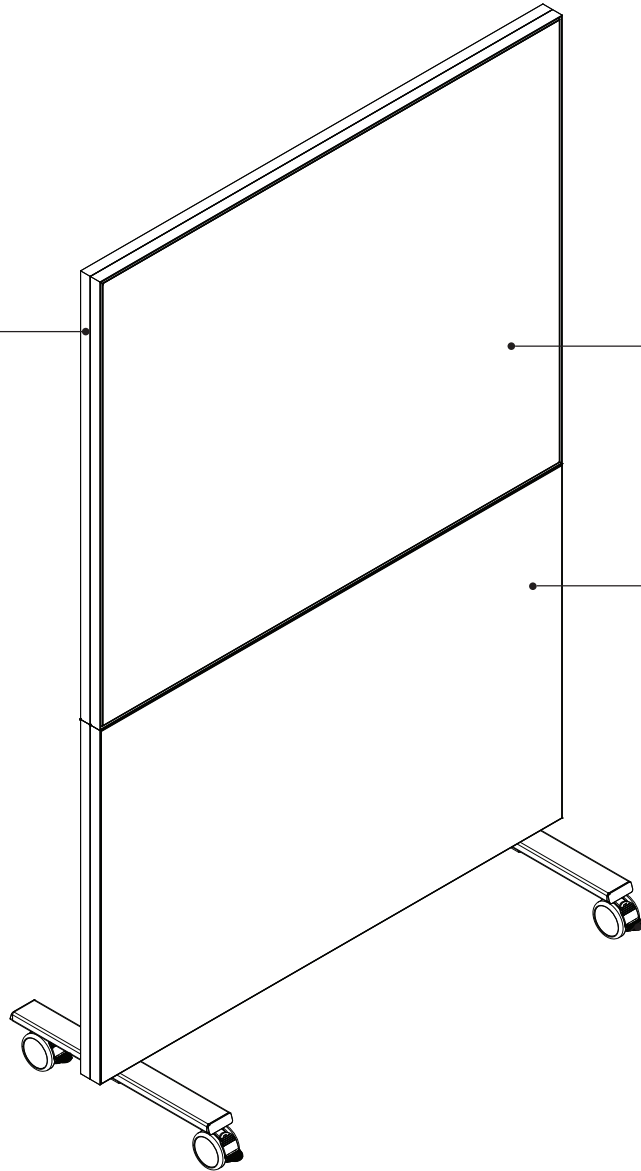
Surface finish available in 7671 Arctic White 2 CS or PV09 Hygienic White Gloss. Single- or double-sided whiteboard option is available. The single sided option has one side all acoustic.

Acoustic panel fabric selection is the same for both sides. Not intended for use as tackboard.

Locking casters

Accessories are not included. Refer to related products for toolbar accessories.

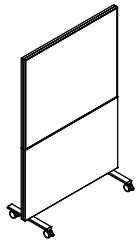
Side A defaults to markerboard and acoustic panel. Side B offers a selection between markerboard and acoustical panel or acoustical panel only. Acoustical panel only is fabric covered top to bottom.



Actual Dimensions

	Single-Sided Whiteboard	Double-Sided Whiteboard
Overall Height	75" or 1905 mm	75" or 1905 mm
Overall Width	46 ⁷ / ₈ " or 1190 mm	46 ⁷ / ₈ " or 1190 mm
Depth (board)	2" or 50 mm	2" or 50 mm
Depth (base)	20 ⁵ / ₁₆ " or 516 mm	20 ⁵ / ₁₆ " or 516 mm
Weight	66 lbs or 30 kg	86 lbs or 39 kg

Textura Mobile



Standard Includes		Required to Specify
<ul style="list-style-type: none"> ▶ Need help? Product details, page 506 	<ul style="list-style-type: none"> • Mobile stand with locking casters • Single- or double-sided whiteboard comes in 7671 Arctic White 2 CS or PV09 Hygienic White Gloss markerboard • Acoustic fabric at bottom for double-sided stands. Single-sided stands receive one side with acoustic top and bottom. 	<ol style="list-style-type: none"> 1 Style number 2 Acoustic panel fabric, if selected: <ul style="list-style-type: none"> DB55 Slip DB56 Marianna DB57 Madura DB58 Tortuga DB59 Solano DB60 Blizzard DB61 Havana DB62 Scuba PV49 Callan PV50 Tallow PV51 Aruba PV52 Paseo PV53 Sligo 3 CeramicSteel color number for panel: <ul style="list-style-type: none"> 7671 Arctic White 2 CS PV09 Hygienic White Gloss 4 Options, if selected (see below) <ul style="list-style-type: none"> ▶ See Surface Materials, page 520.

	Options	U.S. Price	Required to Specify
Surface Materials	• Acoustic panel fabric	No cost	Specify <i>with fabric</i> and select color number.
	Surface		
	• Ceramic price group 1	No cost	Specify ceramic color number.
	• Ceramic price group 2 for single-sided markerboard	+\$113	Specify ceramic color number.
	• Ceramic price group 2 for double-sided markerboard	+\$165	Specify ceramic color number.
Markerboard	• Side A markerboard and acoustic panel only	Price below	Specify <i>with markerboard and acoustic panel</i> .
	• Side B acoustic panel only	No cost	Specify <i>with acoustic panel only</i> .
	• Side B markerboard and acoustic panel	Price below	Specify <i>with markerboard and acoustic panel</i> .
Related Products	• Accessories		▶ Page 513

Specification Information				
Dimensions		Style Number	U.S. Prices	
W	H		Single-Sided Markerboard	Double-Sided Markerboard
467/8"	75"	PVCFSTND	\$4112	\$4660

Mobile and Privacy

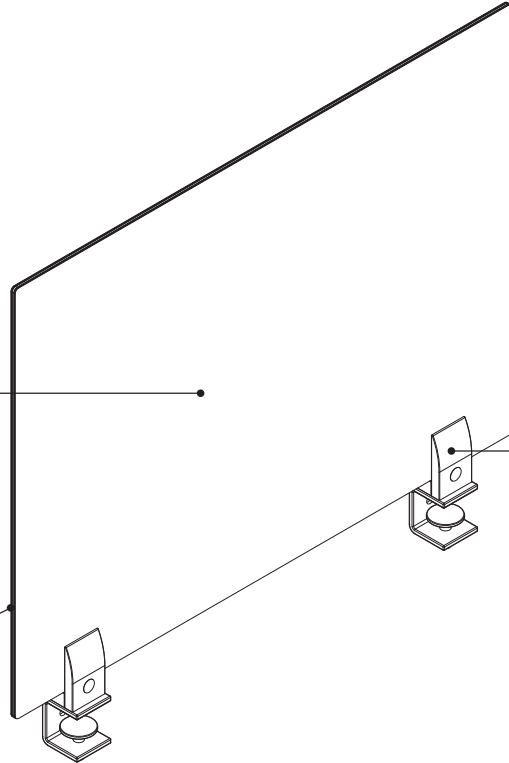
 **For Canadian Pricing**
 Multiply U.S. Price by the Canadian price factor.
 ▶ See page 1 for details.

Boundri

Boundri is a privacy screen made from thick double-sided Polyvision CeramicSteel featuring adjustable mounts that make it easy to transform almost any desk or table into a private workspace. The multifaceted tool can help employees and students maintain safe distances and provide them a personal collaboration tool to keep track of daily tasks and reminders.

Boundri screens are 1/5" thick and corners have a 3/20" radius.

Edges are coated with high quality, durable paint that matches the surface finish.



Boundri screens are attached with adjustable mounts. 18" and 24" height screens that are available in 24", 36", 48", 60", and 72" widths. The screen and hardware may be used on (nominal) 1/4" to 1 1/4" thick worksurfaces.

Product Details

Boundri screens include adjustable brackets with divider/writing surface element for most height-adjustable desks and fixed worksurfaces.

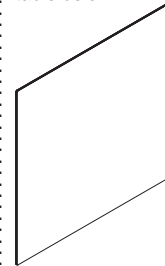
Screens are double-sided CeramicSteel and can be mounted to various desks and worksurfaces using the adjustable mounting hardware.

When applying the Boundri screen to the side of Migration or Migration SE desk, at least a 2" overhang is required.

Mounts are not compatible with Elective Elements worksurfaces.

Mounts are movable to accommodate various features or interferences on a minimum tabletop thickness of 1/4" or 6 mm and a maximum tabletop thickness of 1 1/4" or 34 mm.

The number of mounts varies by size of the screen specified. Refer to the mount table below.



The edge of the screen is coated with a high quality, durable paint that matches the surface finish. Corners have a 4 mm radius.

The screen and hardware may be used on a minimum tabletop thickness of 1/4" or 6 mm and a maximum tabletop thickness of 1 1/4" or 34 mm.

The width of the screen can be equal to or less than the width of the worksurface to which it will attach. Some restrictions apply due to location of worksurface legs and supports.

Actual Dimensions

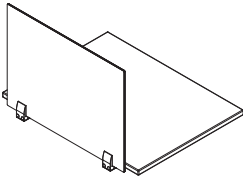
Height	18", 24"
Width	24", 36", 48", 60", or 72"
Depth	1 1/64" or 4 2/5 mm
18"H Weight (lbs)	7, 10, 13, 17, or 20
24"H Weight (lbs)	9, 14, 18, 22, or 27

Tip: Panel sizes are nominal.

Mount Table

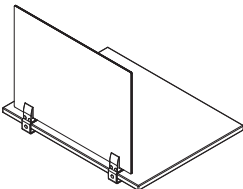
Screen Size (Height x Width)	Number of mounts
18" x 24", 18" x 36", 24" x 24", and 24" x 36"	2
18" x 48", 24" x 36", and 24" x 48"	3
18" x 60", 18" x 72", 24" x 60", and 24" x 72"	4

Application Topics



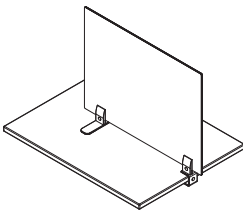
Privacy/Back Mount

Mount assembles with the screen grip section attaching to the exterior side of the adjustable table-top clamp. Position supports screen installation with zero space gap.



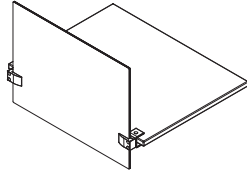
Privacy/Top Mount

Mount assembles with the screen grip section attaching to the top side of the adjustable table-top clamp. Application supports screen installation with space gap of 5/8" above worksurface.



Side Divider/Top Mount

Multiple mount assembly types are required for this application. Edge bracket assemblies with the screen grip section attaching to the top side of the adjustable table-top clamp. Screen grip piece is positioned to support screen direction. Table-top mount uses screen grip and table top plate is positioned to support screen direction. Application supports screen installation with space gap of 5/8" above worksurface.



Privacy/Modesty

Mount assembles with the screen grip section attaching to the exterior side of the adjustable table-top clamp. Screen clamp is rotated 90° prior to attachment. Position supports divider screen installation with benefit of modesty panel.

Boundri screens mount to worksurfaces using an adjustable mount with tightening screw. Bracket positioning is moveable with suggested placement by screen size.


Screen heights and widths cannot be adjusted in the field. Placement of screens on worksurfaces can be adjusted in the field.

Privacy configuration allows screen heights and widths to be determined by the orientation of the screen installed.

Modesty is limited to 7 1/2" on height adjustable desks to maintain proper clearances. Recommended for 18" x 24", 18" x 36", 24" x 24", and 24" x 36" sizes. Larger panels not recommended for use in this orientation.

Boundri panels to be used with FrameOne do not ship with **FMSK2** or **FMSK3** brackets. Additional brackets would need to be purchased separately. Contact your Collaborative Surfaces Representative with any questions: collabsolutions@steelcase.com.

Boundri



Tip: See CeramicSteel Cleaning/Daily Care and Maintenance for additional information.
▶ Page 453

Tip: PV09 Hygienic White Gloss is not available on 24"H panels.

Tip: Adjustable divider mount also sold separately as a single mount without a panel that can be assembled four different ways.

Standard Includes	Required to Specify
<ul style="list-style-type: none"> ▶ Need help? Product details, page 508 • Panel: double-sided Polyvision CeramicSteel ceramic price group 1 • Black anodized adjustable mounts: quantity varies by size • Installation instructions • Cleaning instructions 	<ol style="list-style-type: none"> 1 Style number 2 Height 3 Width 4 CeramicSteel color number for panel: <ul style="list-style-type: none"> 7671 Arctic White 2 CS 7673 Merle CS 7674 Platinum Solid CS PV09 Hygienic White Gloss 5 Options, if selected (see below) <p>▶ See Surface Materials, page 520.</p>

	Options	U.S. Price	Required to Specify
Height	<ul style="list-style-type: none"> • 18"H • 24"H 	Prices below Prices below	Specify with 18"H. Specify with 24"H.
Width	<ul style="list-style-type: none"> • 24"W • 36"W • 48"W • 60"W • 72"W 	Prices below Prices below Prices below Prices below Prices below	Specify with 24"W. Specify with 36"W. Specify with 48"W. Specify with 60"W. Specify with 72"W.
Surface Materials	Surface <ul style="list-style-type: none"> • Ceramic price group 1 • Ceramic price group 2 	No cost +\$113	Specify ceramic color number. Specify ceramic color number.
Related Products	<ul style="list-style-type: none"> • Dry erase markers • Magnetic eraser with marker holder • Accessories 		▶ Page 516 ▶ Page 514 ▶ Page 513

Specification Information						
Style Number	Height	U.S. Base Prices				
		24"W	36"W	48"W	60"W	72"W
PVDVSCRN	18"	\$1172	\$1392	\$1612	\$1905	\$2094
	24"	\$1216	\$1465	\$1656	\$1947	\$2139

Adjustable Divider Mount

PVDVMNT		\$ 111
----------------	--	--------

 **For Canadian Pricing**
 Multiply U.S. Price by the Canadian price factor.
 ▶ See page 1 for details.

Accessories

Accessories

512

Accessories

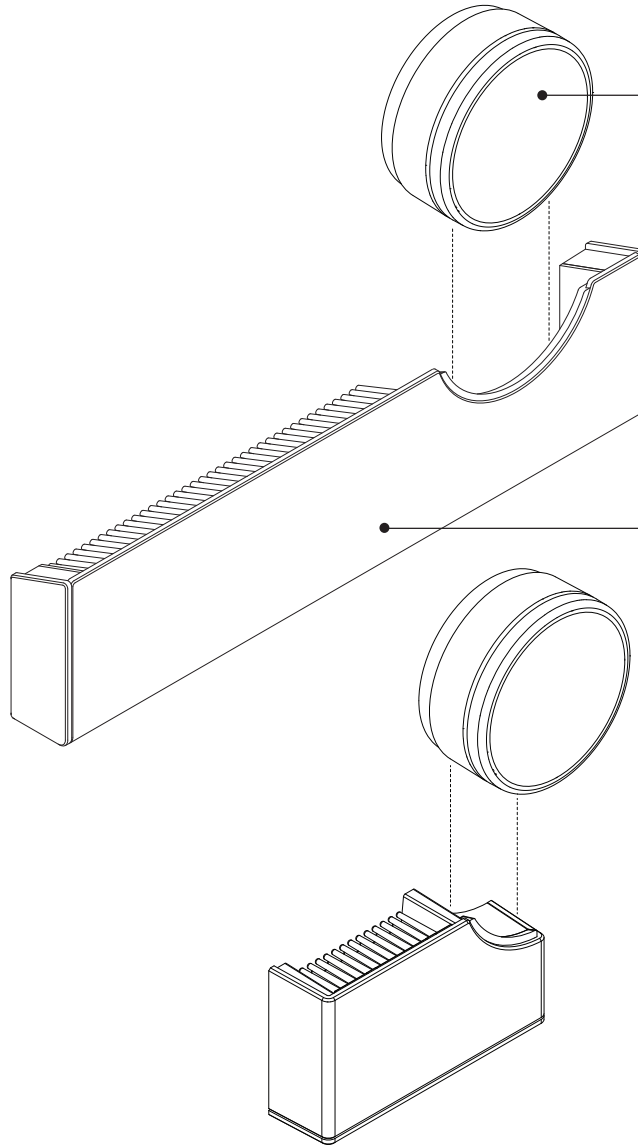
Collaborative ToolBars

Collaborative ToolBar is an elegant design element that enhances the functionality of any Polyvision CeramicSteel markerboard. With a unique docking station, it offers a thoughtful home for a magnetic eraser and markers or chalk, ensuring tools stay organized and secure. The ToolBar is intuitive to use, easy to clean, and provides users with the freedom to orient the kit anywhere on the board. With a design that feels good to the touch, it blends functionality with a premium aesthetic.

Kits are available for different writing board finishes. Markers are included with the standard and neon kits. Chalk sticks are included with the chalkboard kits. All kits include a round magnetic eraser and two replacement microfiber cloths.

Chalk sticks come with brand chalk stick holders.

ToolBar mini is a smaller version that comes standard with two markers and the round magnetic eraser.



Round magnetic eraser fits effortlessly in the docking station.

The versatile ToolBar can be positioned both horizontally and vertically.

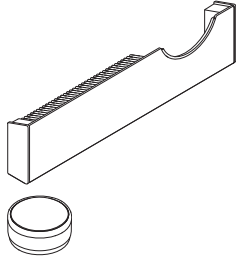
ToolBar and eraser come standard in a black satin finish.

Actual Dimensions

	ToolBar	ToolBar Mini	Eraser
Depth	1 $\frac{2}{5}$ " or 35 mm	1 $\frac{2}{5}$ " or 35 mm	1 $\frac{3}{5}$ " or 42 mm
Overall Width	3 $\frac{3}{10}$ " or 85 mm	3" or 75 mm	3 $\frac{1}{2}$ " or 90 mm
Overall Height	13 $\frac{3}{5}$ " or 346 mm	5" or 132 mm	3 $\frac{1}{2}$ " or 90 mm
Weight (lbs)	1 lb	0.7 lb	0.23 lb
Weight (kgs)	0.45 kg	0.31 kg	0.10 kg

Accessories

Collaborative ToolBar



Tip: See CeramicSteel Cleaning/Daily Care and Maintenance for additional information.

▶ Page 453

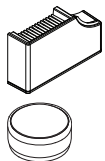
Tip: ToolBar is not compatible with **PVGLASS**.

	Standard Includes	Required to Specify
▶ Need help? Product details, page 512	<ul style="list-style-type: none"> Standard kit, if selected: ToolBar, round magnetic eraser, four markers (red, green, blue, and black), and two extra microfiber cloths for eraser Neon kit, if selected: ToolBar, round magnetic eraser, five expo neon markers (pink, blue, green, orange, and yellow), and two extra microfiber cloths for eraser Chalkboard kit, if selected: ToolBar, round magnetic eraser, four white chalk sticks, four chalk stick holders, and two extra microfiber cloths for eraser 	1 Style number 2 ToolBar kit type (see below under Required Selections)

	Required Selections	U.S. Price	Required to Specify
ToolBar Kit Type	<ul style="list-style-type: none"> Standard kit Neon kit Chalkboard kit 	No cost No cost No cost	Specify with <i>standard kit</i> . Specify with <i>neon kit</i> . Specify with <i>chalkboard kit</i> .

Specification Information	
Style Number	U.S. Price
PVTOOLBAR	\$224

Collaborative ToolBar Mini



Tip: See CeramicSteel Cleaning/Daily Care and Maintenance for additional information.

▶ Page 453

Tip: ToolBar mini is not compatible with **PVGLASS**.

	Standard Includes	Required to Specify
▶ Need help? Product details, page 512	<ul style="list-style-type: none"> ToolBar mini, round magnetic eraser, 2 markers (black and blue) and two extra microfiber cloths for eraser 	Style number

Specification Information	
Style Number	U.S. Price
PVTLBMINI	\$162

 **For Canadian Pricing**
 Multiply U.S. Price by the Canadian price factor.
 ▶ See page 1 for details.

Round Magnetic Eraser



Standard Includes	Required to Specify
<ul style="list-style-type: none"> ▶ Need help? Product details, page 512 • Round magnetic eraser 	Style number

Specification Information	
• Style Number	• U.S. Price
PVRME	\$37

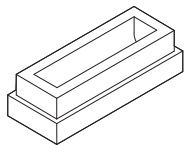
Replacement Microfiber Cloths for Eraser

Tip: Compatible with round magnetic eraser.

Standard Includes	Required to Specify
<ul style="list-style-type: none"> ▶ Need help? Product details, page 512 • 10 replacement microfiber cloths 	Style number

Specification Information	
• Style Number	• U.S. Price
PVMFC	\$23

Magnetic Eraser with Marker Holder



Tip: Eraser will hold one dry erase marker.

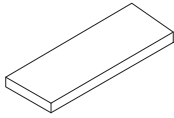
Standard Includes	Required to Specify
<ul style="list-style-type: none"> • Magnetic eraser with marker holder 	Style number

Specification Information	
• Style Number	• U.S. Price
MEP1	\$47



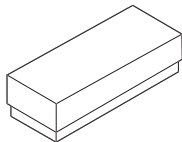
For Canadian Pricing
 Multiply U.S. Price by the Canadian price factor.
 ▶ See page 1 for details.

Magnetic Eraser Felt Replacements



Standard Includes		Required to Specify
<ul style="list-style-type: none"> Replacement felt 		Style number
Specification Information		
Style Number	U.S. Price	
ERF5	\$5	

Eraser



Standard Includes		Required to Specify
<ul style="list-style-type: none"> Eraser 		Style number
Specification Information		
Style Number	U.S. Price	
RE1	\$7	

Set of Four V-Board Markers

Standard Includes		Required to Specify
<ul style="list-style-type: none"> ▶ Need help? Product details, page 512 	<ul style="list-style-type: none"> Four V-Board markers 	Style number

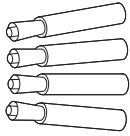
Related Products	
<ul style="list-style-type: none"> ▶ Neon dry erase markers (MP5N) 	▶ Page 516

Tip: V-Board markers are for use with standard kit. Neon dry erase markers are for use with neon kit.

Specification Information		
Style Number	U.S. Price	
PVMKRS	\$18	

 **For Canadian Pricing**
 Multiply U.S. Price by the Canadian price factor.
 ▶ See page 1 for details.

Dry Erase Markers



Standard Includes	Required to Specify
<ul style="list-style-type: none"> Dry erase markers 	Style number

Specification Information

Style Number	U.S. Price
--------------	------------

Twelve Black Markers

1MP12	\$47
--------------	------

Twelve Blue Markers

2MP12	\$47
--------------	------

Twelve Red Markers

3MP12	\$47
--------------	------

Twelve Green Markers

4MP12	\$47
--------------	------

Three Black, Three Blue, Three Red, and Three Green Markers

MP12	\$47
-------------	------

One Black, One Blue, One Red, and One Green Marker

MP4	\$12
------------	------

One Neon Green, One Neon Blue, One Neon Pink, One Neon Orange, and One Neon Yellow Marker

MP5N	\$24
-------------	------



For Canadian Pricing

Multiply U.S. Price by the Canadian price factor.

▶ See page 1 for details.

Chalk Sticks

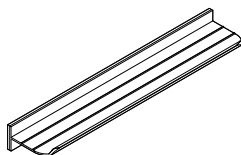
Standard Includes		Required to Specify
▶ Need help? Product details, page 512	• 10 chalk sticks	Style number
Specification Information		
Style Number	U.S. Price	
White Chalk Sticks		
PVWCLK	\$5	
Colored Chalk Sticks		
PVCCLK	\$5	

Chalk Stick Holders

Standard Includes		Required to Specify
▶ Need help? Product details, page 512	• Four chalk stick holders • Four white chalk sticks	Style number
Specification Information		
Style Number	U.S. Price	
PVCSH	\$8	

 **For Canadian Pricing**
Multiply U.S. Price by the
Canadian price factor.
▶ See page 1 for details.

Magnetic Marker Trays



Standard Includes	Required to Specify
<ul style="list-style-type: none"> • Marker tray: 8043 Clear Anodized Aluminum 	Style number

Specification Information

• Style Number	• U.S. Price

12" Magnetic Marker Tray

MCR12 \$ 92

24" Magnetic Marker Tray

MCR24 \$122

For Canadian Pricing
 Multiply U.S. Price by the Canadian price factor.
 ▶ See page 1 for details.

Seating Surface Materials

Steelcase

520

Steelcase Seating Surface Materials

This listing includes all the surface material choices that are available for the products in this specification guide.

Resources

For more information about surface materials, refer to the following resources:

Additional surface materials specification tools are available to assist you in the specification process—the Surface Materials Binders.

The global surface materials palette is a core collection of finishes that is available across multiple geographies (Americas/EMEA – Europe, Middle East, and Africa/ APAC – Asia Pacific) and on global product lines, where applicable. For a list of finishes included in the offering, see the *Surface Materials Reference Manual*. Additional details, like product approvals by geography and finish number conversions, can also be found in the *Surface Materials Reference Manual* or see www.steelcase.com/surface-materials.

Surface Materials Binders

- Surface Materials Reference Manual
- A complete set of swatch cards for hard surfaces, vertical surface fabrics, and seating upholstery

Plastic

- Applies to:
- Shortcut chair and stool five-arm base
 - 6205 Black

- Applies to:
- Shortcut tripod base
 - 6249 Platinum Solid
 - 6295 Near Black

- Applies to:
- Shortcut personal worksurface
 - 6053 Seagull
 - 6249 Platinum Solid
 - 6295 Near Black

- Applies to:
- Shortcut shell

Price Group 1

- 6009 Arctic White
- 6059 Sterling Dark Solid
- 6205 Black
- 6249 Platinum Solid
- 6335 Wasabi
- 6336 Jazz
- 6337 Element
- 6338 Chili
- 6527 Merle

Price Group 2

- 6BD1 Aubergine
- 6BD2 Peacock
- 6BD3 Jungle
- 6BD5 Honey
- 6BD6 Lagoon
- 6BD7 Saffron
- 6BE5 Olivine
- 6BE6 Sea Salt

- Applies to:
- Buoy body

Price Group 1

- 6009 Arctic White
- 6205 Black
- 6335 Wasabi
- 6337 Element

Price Group 2

- 6BD5 Honey
- 6BD6 Lagoon
- 6BD7 Saffron

- Applies to:
- Buoy base
 - 6527 Merle

- Applies to:
- Scoop

Price Group 1

- 6336 Jazz
- 6618 White
- 6682 Cobblestone **E**

Price Group 2

- 6BD5 Honey
- 6BD6 Lagoon
- 6BD7 Saffron

Steelcase Surfaces

Not every plastic color is available on every plastic component.

▶ Refer to the *Color Availability Matrix* in the Seating Spec Guide before specifying.

- Applies to:
- Cachet 487 Series
 - 6205 Black
 - 6259 Midnight

- Applies to:
- cobi 434 Series
 - 6009 Arctic White
 - 6205 Black
 - 6249 Platinum Solid
 - 6295 Near Black

- Applies to:
- Node 480 Series

Price Group 1

- 6009 Arctic White
- 6053 Seagull
- 6059 Sterling Dark Solid
- 6205 Black
- 6249 Platinum Solid
- 6335 Wasabi
- 6336 Jazz
- 6337 Element
- 6338 Chili
- 6527 Merle
- 6654 Sand
- 6655 Warm White

Price Group 2

- 6BD1 Aubergine
- 6BD2 Peacock
- 6BD3 Jungle
- 6BD5 Honey
- 6BD6 Lagoon
- 6BD7 Saffron
- 6BE5 Olivine
- 6BE6 Sea Salt

- Applies to:
- Tenor back and seat shell

Price Group 1

- 6009 Arctic White
- 6059 Sterling Dark Solid
- 6205 Black
- 6249 Platinum Solid
- 6335 Wasabi
- 6336 Jazz
- 6338 Chili
- 6527 Merle

Price Group 2

- 6BD2 Peacock
- 6BD5 Honey
- 6BD6 Lagoon
- 6BD7 Saffron
- 6BE5 Olivine
- 6BE6 Sea Salt

Paint

Steelcase Surfaces

- Applies to:
- cobi 434 Series chairs
 - 0835 Black
 - 4799 Platinum Metallic
 - 4803 Near Black Metallic

- Applies to:
- Node 480 Series chairs
 - 0835 Black
 - 4799 Platinum Metallic

- Applies to:
- Brody 488 Series chairs
 - 4799 Platinum Metallic
 - 7243 Seagull
 - 7250 Sterling Dark
 - 7360 Merle

- Applies to:
- Brody 488 Series dash mini LED light
 - 4231 Arctic White
 - 4710 Low Gloss Black
 - 4799 Platinum

- Applies to:
- Shortcut chair and stool five-arm base
 - 4140 Arctic White
 - 4799 Platinum Metallic

- Applies to:
- Shortcut with tripod base

Price Group 2

- 0835 Black
- 4140 Arctic White
- 4799 Platinum Metallic

- Applies to:
- Shortcut X base chair and stool wire frame base
 - Shortcut wood chair

Price Group 1

- 4238 Mocha
- 4239 Clay
- 4240 Chalk
- 4242 Milk
- 7207 Black
- 7225 Sand
- 7237 Slate
- 7238 Fieldstone
- 7239 Midnight **E**
- 7241 Arctic White
- 7243 Seagull
- 7250 Sterling Dark Solid
- 7278 Dark Bronze
- 7360 Merle

Price Group 2

- 0835 Black
- 4140 Arctic White Gloss
- 4750 Champagne Metallic
- 4798 Sterling Metallic **E**
- 4799 Platinum Metallic
- 4803 Near Black Metallic

Price Group 3

- Applies to:
- Brody 488 Series Chairs
 - Node Series 480
 - Regard frames*
 - Shortcut X base chair and X base stool
- * Does not include booth frame.

Coatings

- 1ATT Cast Shadow

Lux Coatings

- 4B20 Obsidian
- 4B22 Matt Brass
- 4B23 Burnished Bronze
- 4B24 Night Bronze
- 4B25 Matte Copper
- 4B26 Smoked Mica
- 4B29 Cast Iron

E = Excluded

Accent Paint

- 1ATG Rose Quartz
- 4AV3 Blue Jay
- 4AV4 Baltic
- 4AX1 Citron
- 4AY2 Chili
- 4AZ5 Marlin
- 4CL1 Dark Olivine
- 4CL2 Ice Blue
- 4CL3 Aura
- 4CL4 Sea Glass
- 4CL5 Light Matcha
- 4CL6 Terra
- 4CL7 Sandstone
- 4CL8 Smokey Plum
- 4CZ5 Honey
- 4CZ6 Lagoon
- 4CZ8 Light Peacock

Custom Surfaces**PerfectMatch**

PerfectMatch is a service that allows you to create your own paint color. Refer to the *Surface Materials Reference Manual* for more information about this program.

Accessory Paint**Steelcase Surfaces**

Applies to:

- cob1 434 Series chairs
- 4140 Arctic White Gloss

Whiteboard Surface**Steelcase Surfaces**

Applies to:

- Whiteboards and tackboards
- 7655 White High Gloss
- 7661 Gray Chalk 6502C CS
- 7671 Arctic White 2 CS
- 7673 Merle CS
- 7674 Platinum Solid CS
- PV09 Hygienic White Gloss

Upholstery**Steelcase Surfaces**

Applies to:

- cob1 434 Series

Connect 3D

- 5014 Royal Blue
- 5015 Coconut
- 5016 Turmeric/Honey
- 5017 Tangerine
- 5018 Scarlet
- 5019 Concord
- 5021 Blue Jay
- 5023 Wasabi
- 5024 Nickel
- 5025 Graphite
- 5026 Licorice
- 5027 Malt
- 5028 Root Beer
- 5030 Sailor
- 5036 Canary
- 5532 Aubergine
- 5533 Peacock
- 5534 Jungle
- 5535 Merlot
- 5536 Lagoon
- 5537 Saffron

Seating Upholstery

Not every upholstery is available on every chair.

- ▶ Refer to the *Steelcase Upholstery Matrix* in the Seating Spec Guide before specifying.

Steelcase Surfaces**Price Group 1****Buzz2**

- 5F03 Tomato
- 5F04 Red **E**
- 5F05 Burgundy
- 5F06 Sky **E**
- 5F07 Blue
- 5F08 Navy
- 5F15 Stone
- 5F16 Grey
- 5F17 Black
- 5G50 Dunegrass
- 5G51 Sable
- 5G55 Pumpkin
- 5G57 Rouge
- 5G59 Meadow
- 5G61 Cyan
- 5G62 Atlantic
- 5G63 Crocus
- 5G64 Alpine
- 5G65 Tornado

Era

- 5ER0 Cobalt
- 5ER1 Harbor
- 5ER2 Blue Nickel
- 5ER3 Pistachio
- 5ER4 Canary
- 5ER5 Comet
- 5ER6 Truffle
- 5ER7 Saffron
- 5ER8 Pink Lemonade
- 5ER9 Onyx
- 5ES0 Scarlet
- 5ES1 Lentil
- 5ES2 Oatmeal
- 5ES3 Persimmon
- 5ES4 Sprout
- 5ES5 Blue Mint
- 5ES6 Royal Blue
- 5ES7 Night Owl
- 5ET1 Rose Quartz
- 5ET3 Olivine
- 5EU2 Electric Indigo
- 5EU3 Green Citrine
- 5EU4 Storm Cloud

Jacks

- 5B61 Taupe **E**
- 5B63 Camel **E**
- 5B64 Pewter **E**
- 5B70 Midnight **E**

Link

- 5A20 Burgundy
- 5A24 Blue
- 5A25 Navy
- 5A26 Purple
- 5A27 Black

New Black

- 5J10 New Black: Bruce
 - 5J11 New Black: Henry
- Tip: New Black upholstery has color numbers in both price group 1 and price group 2.*

Price Group 2**Chainmail**

- 5551 Space
- 5552 Silver Dollar
- 5553 Volcano
- 5554 Orange Crush
- 5555 Tricycle
- 5556 Geranium
- 5558 Margarita
- 5559 Lagoon

Cogent: Connect

- 5S15 Coconut
- 5S16 Turmeric/Honey
- 5S17 Tangerine
- 5S18 Scarlet
- 5S19 Concord
- 5S21 Blue Jay
- 5S23 Wasabi
- 5S24 Nickel
- 5S25 Graphite
- 5S26 Licorice
- 5S27 Malt
- 5S28 Root Beer
- 5S93 Indigo/Blueprint
- 5S94 Lizard/Jungle
- 5S95 Sailor
- 5S96 Quicksilver
- 5S99 Lipstick/Merlot
- 5SD0 Royal Blue
- 5SD1 Aubergine
- 5SD2 Peacock
- 5SD3 Lagoon
- 5SD4 Saffron
- 5SD5 Citrine
- 5SD6 Rose Quartz
- 5SD7 Sea Salt
- 5SF3 Storm Cloud
- 5SF4 Olivine

Dovetail by DesignTex

- 5H39 Light Mocha
- 5H40 Pebble
- 5H41 Warm White
- 5H42 Sandstone
- 5H43 Honeycomb
- 5H44 Terra
- 5H45 Honeydew
- 5H46 Denim
- 5H47 Storm
- 5H48 Ice Blue
- 5H49 Aura
- 5H50 Darkest Grey

Foundation

- 5875 Black
- 5876 Navy
- 5877 Foggy Night
- 5878 Sailor
- 5879 Ivory
- 5880 Seal
- 5881 Peat
- 5882 New Sand
- 5883 Cranberry
- 5884 Spring
- 5885 Honey
- 5886 Folkstone
- 5887 Pebble
- 5888 Oregano

New Black

- 5J08 New Black: Jack
 - 5J09 New Black: James
 - 5J12 New Black: Harley
- Tip: New Black upholstery has color numbers in both price group 1 and price group 2.*

SoftNext

- 5H27 Obsidian
- 5H28 Foggy Night
- 5H29 Greystone
- 5H30 Mocha
- 5H31 Clay
- 5H32 Sandstone
- 5H33 Chalk
- 5H34 Midnight
- 5H35 Blue Mica
- 5H36 Jade
- 5H37 Burnt Umber
- 5H38 Cinnabar

Stand In

- 5621 Sleet
- 5622 Lunar
- 5623 Cyclone
- 5624 Eclipse
- 5625 Powder
- 5626 Chardonnay
- 5627 Graham
- 5628 Sediment
- 5629 Allspice
- 5630 Apple
- 5631 Lava
- 5632 Cayenne
- 5633 Plantain
- 5634 Parsley
- 5635 Scallion
- 5636 Atlantis
- 5691 Orca
- 5740 Burlap
- 5741 Porter
- 5742 Tusk
- 5743 Putty
- 5744 Blueberry
- 5745 Chartreuse
- 5746 Mango
- 5747 Sedona
- 5748 Juniper
- 5749 Peanut

Price Group 3**Billiard Multi-Use by DesignTex**

- 5H11 Poppy
- 5H12 Tangelo
- 5H13 Citrine/Citron
- 5H14 Avocado
- 5H16 Indigo
- 5H17 Mallard
- 5H18 Teak
- 5H19 Cumulus
- 5H20 Pewter
- 5H21 Gunmetal
- 5H22 Ink
- 5H23 Rose Quartz
- 5H24 Sea Salt
- 5H25 Storm Cloud
- 5H26 Olivine

E = Excluded

Steelcase Seating Surface Materials, continued

Gaja

- 5W40 Black
- 5W41 Pepper
- 5W42 Pearl Grey
- 5W43 Crimson
- 5W44 Ink
- 5W45 Night Blue
- 5W48 Sepia
- 5W51 Camellia Red
- 5W52 Emerald
- 5W53 Snow Pea
- 5W54 Olive
- 5W56 Maroon
- 5W57 Black Raspberry
- 5W58 Spruce
- 5W60 Deep Blue
- 5W61 Chili Pepper

Redeem

- TM50 Brick
- TM52 Cinnamon
- TM55 Water
- TM58 Mallard
- TM60 Greyhound
- TM62 Iceberg
- TM63 Chestnut
- TM64 Granite
- TM66 Barnwood

Retrieve

- TM31 Lake
- TM32 Gala
- TM37 Submarine
- TM40 Quarry
- TM42 Shadow
- TM43 Seal

Price Group 5

Bo Peep

- 5G67 Bone
- 5G72 Honey Mustard
- 5G73 Marmalade
- 5G74 Picnic
- 5G75 Pinot
- 5G76 Bloom
- 5G77 Grapevine
- 5G79 Artichoke
- 5G80 Serpent
- 5G81 Carolina
- 5G82 Blue Bonnet
- 5G83 Nautical
- 5G84 Gravel
- 5G85 Sharkskin
- 5G86 Kohl

Remix

- RE01 Rust
- RE02 Pumpkin
- RE03 Pebble
- RE04 Dark Chocolate
- RE05 Beige
- RE06 Linen Beige
- RE08 Concrete Grey
- RE09 Sky Blue
- RE10 Blue Jean
- RE11 Ivy Green
- RE12 Primavera Yellow
- RE13 Night Blue

Silk

- 5L30 Butterscotch
- 5L31 Dijon
- 5L32 Seaweed
- 5L33 Boysenberry
- 5L34 Vermillion
- 5L35 Marina
- 5L36 Heather Blue
- 5L37 Blue Raspberry
- 5L38 Cauldron
- 5L39 Flaxen

Price Group 6

Brisa

- BR01 Black Onyx
- BR04 Truffle
- BR06 Ash
- BR07 Sage
- BR08 Celery
- BR09 Sterling Blue
- BR10 Night Navy
- BR11 Cambridge Blue
- BR12 Abyss
- BR14 Pompeian Red
- BR16 Cinnabar
- BR18 New Sand
- BR20 White
- BR21 Moccasin
- BR22 Buckskin
- BR24 Mineral
- BR25 Skyway
- BR26 Iron
- BR27 Stormy
- BR28 Esmeralda
- BR29 Seaweed
- BR30 Bone
- BR31 Caramel
- BR32 Bridle
- BR33 Moon

Price Group 7

Steelcut Trio

- TR01 Mist Grey
- TR02 Stone Grey
- TR03 Cassonade Beige
- TR04 Nutmeg Beige
- TR06 Licorice Black
- TR11 Ice Blue
- TR15 Brown Frost
- TR18 Coastal Oasis
- TR19 Deep Sea

Leather Price Group

Café

- L208 Black Tea
- L209 Earl Grey
- L210 Espresso Bean
- L211 Chocolate Mousse
- L212 Candied Pecan
- L213 Chai
- L214 Blueberry Tart

Steelcase Leather

- L107 Black **E**
- L207 Mahogany **E**
- L220 Soapstone **E**
- L221 Rocky **E**

Elmosoft Leather Price Group

Elmosoft Leather

- L110 Maritime Blue
- L111 Midnight Blue
- L112 Ebony
- L113 Gunmetal
- L114 Mica
- L115 Dove Grey
- L116 Plum Pleasure
- L122 Truffle
- L128 Red Birch
- L133 Espresso
- L134 Ruby
- L139 Cinder
- L140 Garnet
- L143 Pecan
- L144 Chamois
- L146 Russet
- L147 Saddle
- L151 White
- L709 Sugar
- L711 Parchment
- L717 Cameo
- L723 Storm
- L730 Hunter
- L743 Forest Green
- L747 Cigar
- L749 Beaver
- L750 Bluffstone
- L755 Peanut Butter
- L758 Mustard
- L762 Canvas
- L763 Macadamia
- L770 Cadet
- L772 Timberwolf
- L773 Chalice
- L774 Oil
- L775 Coyote

Select Surfaces

For information on products within Select Surfaces, including accent paints, Signature plastics, and fabrics from Designtex, Gabriel, Kvadrat, and Pollack, please refer to the *Surface Materials Reference Manual* or visit www.steelcase.com/surface-materials under the Select Surfaces section.

Custom Surfaces

Price Group COM (Customer's Own Material)

Fabric Approval and Yardage

To confirm whether a particular COM material has already been tested for use on a specific Steelcase product or to determine actual yardage requirements:

- Visit www.steelcase.com

For additional information regarding Customer's Own Material, call

(1.888.783.3522) or send an email to lineone@steelcase.com.

Fabric

Applies to:

- Brody surround and trim
- Brody desk

Vertical upholstery is not available on all upholstered surfaces.

► See the Vertical Surface Fabric Matrix in *Surface Materials Reference Manual*.

Steelcase Surfaces

Price Group 1

- Buzz2
- Era
- Jacks **E**
- Link
- New Black: Bruce
- New Black: Henry

Price Group 2

- Chainmail
- Dovetail by Designtex
- New Black: Harley
- New Black: Jack
- New Black: James
- SoftNext

Price Group 3

- Billiard Multi-Use by Designtex

Price Group 5

- Remix
- Silk

Price Group 6

- Brisa

Price Group 7

- Steelcut Trio

E = Excluded

Custom Surfaces**Price Group COM (Customer's Own Material)****Fabric Approval and Yardage**

To confirm whether a particular COM material has already been tested for use on a specific Steelcase product or to determine actual yardage requirements:

- Visit www.steelcase.com

Laminate**High-Pressure Laminate****Price Group 1**

Applies to:

- Brody 488 Series desks

2406	Clear Cherry	E
2409	Clear Maple	
2410	Graphite Walnut	
2412	Natural Cherry	
2422	Medium Cherry	E
2511	Winter on Maple	E
2535	Virginia Walnut	
2536	Blackwood	
2538	Clear Walnut	
2592	Blonde on Maple	E
2714	Natural Walnut	E
2HAK	Clear Oak	
2HAN	Ash Noce	
2HAT	Acacia	
2HAW	Ash Wenge	
2HBN	Bisque Noce	
2HBW	Bisque Wenge	
2HCN	Clay Noce	
2HCW	Clay Wenge	
2HSN	Storm Noce	
2HSW	Storm Wenge	
2HWA	Grey Kingswood	
2HWB	Planked Walnut	
2HWD	Resolute Walnut	
2HWE	Natural Recon	
2HWF	Smoked Walnut	E

Fiber Laminate

2850	Vanadium Fiber	
2852	Tungsten Fiber	E
2854	Vellum Fiber	E
2860	Granite Fiber	
2862	Stucco Fiber	E

Micro Laminate

2920	Marl Micro	
2921	Gypsum Micro	
2922	Clay Micro	

E = Excluded

Patina Laminate

2870	Blonde Bronze Patina	
2873	Instant Iron Patina	

Solid Laminate

2722	Cream	E
2730	Arctic White	
2746	Black	
2759	Warm White	
2811	Mist	E
2883	Seagull	
2884	Milk	
2885	Dune	
2HAA	Persian Salt	
2HAB	Rose	
2HAC	Indigo	
2HAD	Green Citrine	E
2HAE	Dark Olivine	
2HAF	Cloudy	
2HMG	Merle	
2HWU	Clay	
2HWV	Chalk	

Speckle Laminate

2820	Coffee Speckle	E
2823	Driftwood Speckle	
2824	Smoke Speckle	
2825	Vanadium Speckle	

Price Group 2

Applies to:

- Brody 488 Series desks

Textured Laminate

2TH2	Fawn Cypress	
2TH4	Saddle Oak	
2TH5	Veranda Teak	
2TH7	Walnut Heights	
2UH1	Reclaimed Aggregate	
2UH2	Reclaimed Gravel	
2UH4	Cement	
2UH6	Sheetrock	

Custom Surfaces**Open Line Laminate (OLL)**

Applies to:

- Brody 488 Series desks

This service allows you to order non-standard laminate at an additional processing fee of \$111 U.S. per unit, plus the cost of the laminate.

High-Pressure Laminate pricing does not include premium or digitally printed patterns from any suppliers. Laminate cost may also vary for basic or standard laminates from other suppliers. Please contact the OLL consultant at 616.475.2426 for pricing. The cost of the laminate will be added to your invoice as a separate line on the acknowledgement.

When processing orders for Open Line laminate, specify 2900 in the laminate finish field and enter the OLL manufacturer information. Enter the required edge finish as you would a standard laminate.

Laminate Approval and Material Requirements

To confirm whether a particular laminate has already been tested for use on a specific Steelcase product or to determine material square foot requirements:

- Visit www.steelcase.com

For additional information, refer to the *Steelcase Surface Materials Reference Manual*.

Wood**Steelcase Surfaces****Veneer**

Veneers are matched for proper balance and consistency. Veneers are available quarter cut, except for Oak, which is rift cut. Refer to the *Surface Materials Reference Manual* for descriptions of each cut.

Open-pore finish is a medium gloss finish that leaves the wood grain texture visible to the eye and distinguishable to the touch.

Applies to:

- Brody 488 Series desks

Wood Group 1**Flat-Cut Open-Pore**

3062	FC/OP Graphite Walnut	
3402	FC/OP Clear Cherry (Aged)	
3412	FC/OP Natural Cherry	E
3422	FC/OP Medium Cherry	
3522	FC/OP Clear Maple*	
3592	FC/OP Blonde on Maple	E
3702	FC/OP Clear Walnut	
3712	FC/OP Natural Walnut	
3752	FC/OP Medium Walnut	E
3762	FC/OP Dark Walnut	
3772	FC/OP Medium Mahogany on Walnut	

Quarter-Cut Open-Pore

3042	QC/OP Ash	E
3222	QC/OP Clear Maple	
3292	QC/OP Blonde on Maple	E
3302	QC/OP Clear Walnut	
3312	QC/OP Natural Walnut	
3352	QC/OP Medium Walnut	E
3362	QC/OP Dark Walnut	
3372	QC/OP Medium Mahogany on Walnut	
3382	QC/OP Graphite Walnut	

Rift-Cut Open-Pore

3602	RC/OP Desert Oak	
------	------------------	--

Steelcase Seating Surface Materials, continued

Applies to:

- Brody 488 Series desks

Full-fill finish is a medium-gloss finish that completely fills the grain texture, yet allows the grain pattern to be seen. The wood has a lustrous, satiny look, and it is smooth to the touch. This finish is available on worksurfaces only.

Wood Group 1

Flat-Cut Full-Fill

- 3064 FC/FF Graphite Walnut **E**
- 3404 FC/FF Clear Cherry (Aged) **E**
- 3414 FC/FF Natural Cherry **E**
- 3424 FC/FF Medium Cherry **E**
- 3524 FC/FF Clear Maple* **E**
- 3544 FC/FF Blonde on Maple **E**
- 3704 FC/FF Clear Walnut **E**
- 3714 FC/FF Natural Walnut **E**
- 3754 FC/FF Medium Walnut **E**
- 3764 FC/FF Dark Walnut **E**
- 3774 FC/FF Medium Mahogany on Walnut **E**

Quarter-Cut Full-Fill

- 3224 QC/FF Clear Maple* **E**
- 3294 QC/FF Blonde on Maple **E**
- 3304 QC/FF Clear Walnut **E**
- 3314 QC/FF Natural Walnut **E**
- 3354 QC/FF Medium Walnut **E**
- 3364 QC/FF Dark Walnut **E**
- 3374 QC/FF Medium Mahogany on Walnut **E**
- 3384 QC/FF Graphite Walnut **E**

Rift-Cut Full-Fill

- 3604 RC/FF Desert Oak **E**
- *To ensure an understanding of the color ranges and characteristic variations of natural veneer, a sign-off sheet is required prior to orders being accepted for this clearcoat finish. The sign-off sheet is available through Steelcase advertising stock. Please use form number 09-0000756 for 3042, form number 05-0001370 for 3222 and 3224.

Applies to:

- Node 480 Series wood base
- Shortcut wood base
- Alight ottoman round legs*

Flat-Cut Low Sheen Grade 1

- V1AC Natural Cherry
- V1AM Clear Maple
- V1CC Medium Amber Cherry
- V1EW Dark Walnut

▶ See *Coalesce Surface Materials Reference Guide* for more information on these finishes.

* V1CC Medium Amber Cherry not available on Alight ottoman round legs

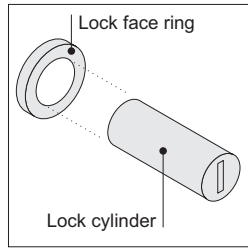
E = Excluded

Resources

Lock and Keying	526
Style Number Index	528

Lock and Keying

All locking products, are standard with factory-installed, keyed-random locks. Consecutive, specific, and random keying are available as field-installed options.



Locks consist of a factory- or field-installed lock cylinder and a factory-installed lock face ring.

Two types of locks are available—the standard keying system (FR series) and the master keying system (XF series). All the locks in the XF series can be opened with a single master key.

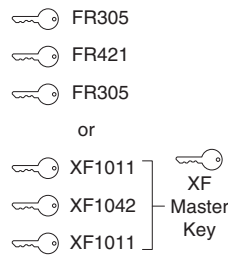
Factory-Installed Keying

Factory-installed locks are always key random (standard) or master key random (optional on some product lines). Key random means that the locks will be assigned arbitrarily at the factory with key numbers ranging from FR305 to FR999 (Master keying numbers: XF1001 to XF3000). All locks within a unit will be keyed alike.

Tip: Random keying can mean that different furniture units will have the same key number. If you must have all locks keyed differently, you should specify field-installed, key specific or key consecutive lock cylinders.

▶ See below.

Key Random



Required to Specify

Master key random +\$39 Specify with master key random.

Field-Installed Keying

Field-installed locks are only available on products that include factory-installed lock mechanisms.

Specify "plug" when specifying furniture, and the product will ship with a plastic plug in place of the lock cylinder.

Front-removable lock cylinders must be specified separately. You must also order a special lock tool to install or remove lock cylinders in the field.

Tip: Lock tools are reusable. You do not need to order additional lock tools with every furniture order.

Lock cylinders will be shipped separately so that you can install the locks when you are ready.

Three keying choices are available for field installation—random (standard), specific, and consecutive. All three are also available with master keying, which means that all locks can be opened with a single master key.

Key random means that the locks will be assigned arbitrarily at the factory with key numbers ranging from FR305 to FR999 (Master keying numbers: XF1001 to XF3000).

Tip: Random keying can mean that different furniture units will have the same key number. If you must have all locks keyed differently, you should specify key specific or key consecutive lock cylinders.

Key specific means that you can specify any key number from FR305 to FR999 (Master keying numbers: XF1001 to XF3000). This option can be used to key all the furniture units in a workstation or department the same.

Tip: Designate the quantity per key number in your specification.

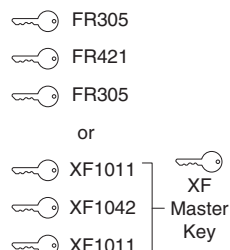
▶ See example at right.

Key consecutive means that you can specify lock numbers in a consecutive order to ensure that no two locks have the same key number until the key sequence repeats. You must select a beginning key number from FR305 to FR999 (Master keying numbers: XF1001 to XF3000).

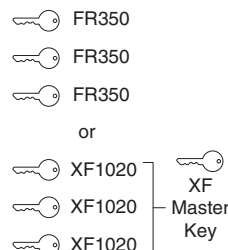
Example of a typical lock cylinder specification is shown below:

10	LOCKFR FR320
5	LOCKFR FR350
15	LOCKXF XF1100
30	Total
1	877102003SR standard lock tool
1	877102002SR master lock tool

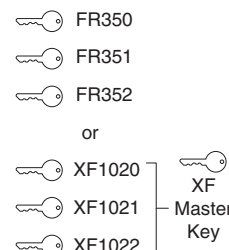
Key Random



Key Specific

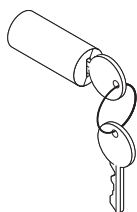


Key Consecutive



 **For Canadian Pricing**
Multiply U.S. Price by the Canadian price factor.
▶ See page 1 for details.

Lock Cylinders



Tip: Lock price is included in price of furniture with locks.

Tip: For replacement lock cylinders, refer to Service Parts.

Standard Includes	Required to Specify
-------------------	---------------------

- | | |
|---|--|
| <ul style="list-style-type: none"> • Lock cylinder, keyed random • Two keys | <ol style="list-style-type: none"> 1 Style number 2 Lock finish
9201 Polished Chrome
9250 Ember Chrome 3 Options, if selected (see below) |
|---|--|

Options	U.S. Price	Required to Specify
---------	------------	---------------------

Key specific	No cost	Select key number from FR305–FR999.
Key consecutive	No cost	Specify <i>key consecutive</i> and must select beginning key number from FR305–FR999.
Master key random	+\$39 each	Specify <i>master key random</i> .
Master key specific	+\$39 each	Specify key number from XF1001–XF3000.
Master key consecutive	+\$39 each	Specify <i>master key consecutive</i> and must select beginning key number from XF1001–XF3000.

Specification Information

Style Number	U.S. Base Price

FR Series (Standard Keying System)—Lock Cylinder

LOCKFR	No cost
---------------	---------

Standard Lock Tool

877102003SR	\$39
--------------------	------

XF Series (Master Keying System)—Lock Cylinder

LOCKXF	No additional cost. Price included in price of furniture with master-keyed locks.
---------------	---

Master Lock Tool

877102002SR	\$39
--------------------	------

Tip: You can change lock cylinders in the field by using the appropriate lock tool.



For Canadian Pricing
Multiply U.S. Price by the Canadian price factor.
▶ See page 1 for details.

Style Number Index

Style Number

Page Description

1MP12	516	Markers-Dry Erase
2MP12	516	Markers-Dry Erase
3MP12	516	Markers-Dry Erase
434110	57	cobi 434 Work Chair
434111	57	cobi 434 Work Chair/Arm
434710	59	cobi 434 Work Stool
434711	59	cobi 434 Work Stool/Arm
480110	31	Node 480 Series Work Chair
480120	31	Node 480 Series Work Chair
480130	33	Node 480 Series Collaborative Chair
480140	38	Node 480 Series Collaborative Stool
480150	33	Node 480 Series Collaborative Chair
480210	35	Node 480 Series MidBk Collab Chair
480220	35	Node 480 Series MidBk Collab Chair
480230	37	Node 480 Series MidBk Collab Chair
480240	39	Node 480 Series MidBk Collab Stool
480250	37	Node 480 Series MidBk Collab Chair
480310	40	Node 480 Series Collaborative Chair
480320	41	Node 480 Series Collaborative Stool
480330	40	Node 480 Series Collaborative Chair
480340	41	Node 480 Series Collaborative Stool
480410	42	Node 480 Series Collaborative Chair
480420	42	Node 480 Series Collaborative Chair
4871110	69	Cachet 487 Swivel-Base
4871210	69	Cachet 487 Swivel-Base
4871211	69	Cachet 487 Swivel-Base
4877110	73	Cachet 487 Stool
4877210	73	Cachet 487 Stool
4877211	73	Cachet 487 Stool
4878100	71	Cachet 487 Leg-Base
4878110	71	Cachet 487 Leg-Base
4878200	71	Cachet 487 Leg-Base
4878201	71	Cachet 487 Leg-Base
4878210	71	Cachet 487 Leg-Base
4878211	71	Cachet 487 Leg-Base
487BK	76	Cachet 487 Cushion Upholstery Pkg
487D	78	Cachet 487 Transport/Strg Dolly
487G	78	Cachet 487 Ganging/Alignment Device
487ST	77	Cachet 487 Cushion Upholstery Pkg
487STBK	75	Cachet 487 Cushion Upholstery Pkg
488BD	105	Brody Privacy Desk
488BDE	107	Brody Privacy Desk with Extension
488FR	108	Brody Footrest
488WE	103	Brody Privacy WorkLounge with Extension
488WO	99	Brody WorkLounge
488WP	101	Brody Privacy WorkLounge
490410	201	Move Multi-Use Chair
490410C	201	Move Multi-Use Chair
490410CP	202	Move Multi-Use Chair
490410P	202	Move Multi-Use Chair
490410U	202	Move Multi-Use Chair
490410UC	202	Move Multi-Use Chair
490412	202	Move Multi-Use Chair
490412C	202	Move Multi-Use Chair
490412CP	203	Move Multi-Use Chair

Style Number

Page Description

490412P	203	Move Multi-Use Chair
490412U	203	Move Multi-Use Chair
490412UC	203	Move Multi-Use Chair
490510	209	Move Perching Stool
490510P	210	Move Perching Stool
490510U	209	Move Perching Stool
490512	210	Move Perching Stool
490512P	210	Move Perching Stool
490512U	210	Move Perching Stool
490710	205	Move Multi-Use Stool
490710C	205	Move Multi-Use Stool
490710CP	206	Move Multi-Use Stool
490710P	206	Move Multi-Use Stool
490710U	206	Move Multi-Use Stool
490710UC	206	Move Multi-Use Stool
490712	206	Move Multi-Use Stool
490712C	206	Move Multi-Use Stool
490712CP	207	Move Multi-Use Stool
490712P	207	Move Multi-Use Stool
490712U	207	Move Multi-Use Stool
490712UC	207	Move Multi-Use Stool
490D	211	Storage Dolly
490GA4	211	Ganging and Alignment Device
490GA7	211	Ganging and Alignment Device
490WS	211	Wall Saver
4MP12	516	Markers-Dry Erase
877102002SR	527	Master Lock Tool
877102003SR	527	Standard Lock Tool
ERF5	515	Felt-Replacement For Magnetic Eraser
ETCOL	345	Elbrook Collab Table
ETGRP	345	Elbrook Group Table
ETHUD	345	Elbrook Huddle Table
ETPERS	345	Elbrook Personal Table
ETPERSREC	347	Elbrook Rectangle Personal Table
ETREC	347	Elbrook Rectangle Table
ETRND	349	Elbrook Round Table
ETSQU	349	Elbrook Square Table
ETTM	345	Elbrook Team Table
HS4AD11	265	Regard Arm
HS4AD11C	265	Regard Arm
HS4AD6	265	Regard Arm
HS4AD6C	265	Regard Arm
HS4AS11	265	Regard Arm
HS4AS11C	265	Regard Arm
HS4AS6	265	Regard Arm
HS4AS6C	265	Regard Arm
HS4AU11	266	Regard Contour Arm
HS4BD33	263	Regard Back
HS4BD39	263	Regard Back
HS4BD44	263	Regard Back
HS4BD50	263	Regard Back
HS4BD55	263	Regard Back
HS4BD61	263	Regard Back
HS4BD66	264	Regard Back
HS4BD72	264	Regard Back

Style Number	Page	Description	Style Number	Page	Description
HS4BD77	264	Regard Back	HS4H33	260	Regard Cushion
HS4BD83	264	Regard Back	HS4HB	260	Regard Cushion
HS4BD88	264	Regard Back	HS4LSP44	270	Regard Planter Shelf
HS4BS33	262	Regard Back	HS4LSP55	270	Regard Planter Shelf
HS4BS44	262	Regard Back	HS4LSP61	270	Regard Planter Shelf
HS4BS55	262	Regard Back	HS4LSP66	270	Regard Planter Shelf
HS4BS61	262	Regard Back	HS4LSP72	270	Regard Planter Shelf
HS4BS66	262	Regard Back	HS4LSP77	270	Regard Planter Shelf
HS4BS72	263	Regard Back	HS4LSP83	270	Regard Planter Shelf
HS4BS77	263	Regard Back	HS4LSP88	270	Regard Planter Shelf
HS4BS83	263	Regard Back	HS4P1122	269	Regard Planter
HS4BS88	263	Regard Back	HS4P1133	269	Regard Planter
HS4D1836L	271	Regard Desk Cabinet	HS4P1144	269	Regard Planter
HS4FB44	257	Regard Bench Frame	HS4P2222	269	Regard Planter
HS4FB66	257	Regard Bench Frame	HS4S33G	267	Regard Privacy Screen
HS4FC4481	257	Regard Booth Frame	HS4S39G	267	Regard Privacy Screen
HS4FC5581	257	Regard Booth Frame	HS4S44G	267	Regard Privacy Screen
HS4FD44	256	Regard Frame	HS4S50G	267	Regard Privacy Screen
HS4FD55	256	Regard Frame	HS4S55G	267	Regard Privacy Screen
HS4FD61	256	Regard Frame	HS4S61G	267	Regard Privacy Screen
HS4FD66	256	Regard Frame	HS4S66G	267	Regard Privacy Screen
HS4FD72	256	Regard Frame	HS4S72G	267	Regard Privacy Screen
HS4FD77	256	Regard Frame	HS4S77G	267	Regard Privacy Screen
HS4FD83	256	Regard Frame	HS4S83G	267	Regard Privacy Screen
HS4FD88	256	Regard Frame	HS4S88G	267	Regard Privacy Screen
HS4FE1144	258	Planter Frame Extension	HS4SA2	267	Regard Screen Brackets and Stanchions
HS4FE1155	258	Regard Frame Extension	HS4SA4	267	Regard Screen Brackets and Stanchions
HS4FE1161	258	Planter Frame Extension	HS4T2218L	268	Regard Table
HS4FE1166	258	Planter Frame Extension	HS4T2218S	268	Regard Table
HS4FE1172	258	Planter Frame Extension	HS4T2228L	268	Regard Table
HS4FE1177	258	Planter Frame Extension	HS4T2228S	268	Regard Table
HS4FE1183	258	Planter Frame Extension	HS4T2618L	268	Regard Table
HS4FE1188	258	Planter Frame Extension	HS4T2618S	268	Regard Table
HS4FE2855	258	Regard Frame Extension	HS4TC4481L	272	Regard Booth with Table
HS4FG	259	Regard Frame Bracket	HS4TC5581L	272	Regard Booth with Table
HS4FS33	256	Regard Frame	HS4TL11	266	Regard In-Line Table Arm
HS4FS44	256	Regard Frame	HS4VBPB	273	Regard Hardwire Power Infeed
HS4FS55	256	Regard Frame	HS4VCC	276	Regard Cable Clamp
HS4FS61	256	Regard Frame	HS4VCR	276	Regard Vertical Cable Riser
HS4FS66	256	Regard Frame	HS4VH12	275	Regard Modular Harness
HS4FS72	256	Regard Frame	HS4VH15	275	Regard Modular Harness
HS4FS77	256	Regard Frame	HS4VH18	275	Regard Modular Harness
HS4FS83	256	Regard Frame	HS4VH21	275	Regard Modular Harness
HS4FS88	256	Regard Frame	HS4VH24	275	Regard Modular Harness
HS4FSP44	257	Planter Frame	HS4VH27	275	Regard Modular Harness
HS4FSP55	257	Planter Frame	HS4VH30	275	Regard Modular Harness
HS4FSP61	257	Planter Frame	HS4VH33	275	Regard Modular Harness
HS4FSP66	257	Planter Frame	HS4VH36	275	Regard Modular Harness
HS4FSP72	257	Planter Frame	HS4VH39	275	Regard Modular Harness
HS4FSP77	257	Planter Frame	HS4VH42	275	Regard Modular Harness
HS4FSP83	257	Planter Frame	HS4VK1	275	Regard Receptacle Kit
HS4FSP88	257	Planter Frame	HS4VK2	275	Regard Receptacle Kit
HS4FW1155	257	Regard Wall-Mounted Frame	HS4VKD44	273	Regard Power Kit
HS4H22	260	Regard Cushion	HS4VKD55	273	Regard Power Kit
HS4H28	260	Regard Cushion	HS4VKD61	273	Regard Power Kit

Style Number Index, continued

Style Number	Page	Description
HS4VKD66	273	Regard Power Kit
HS4VKD72	273	Regard Power Kit
HS4VKD77	273	Regard Power Kit
HS4VKD83	273	Regard Power Kit
HS4VKD88	273	Regard Power Kit
HS4VKS	273	Regard Power Kit
HS4VNB	276	Regard Connector
HS4VNL	276	Regard Connector
HS4VPSDC	274	Regard Power Strip
HS4VPSDH	274	Regard Power Strip
HS4VPSFC	274	Regard Power Strip
HS4VPSFH	274	Regard Power Strip
HZPVFLOW	487	Horizontal Flow
LOCKFR	527	Lock Cylinder
LOCKXF	527	Lock Cylinder
MCR12	518	Tray-Magnetic, Marker
MCR24	518	Tray-Magnetic, Marker
MEP1	514	Eraser-Magnetic, with Marker Holder
MP12	516	Markers-Dry Erase
MP4	516	Markers-Dry Erase
MP5N	516	Markers-Dry Erase
MTFPNL	497	a ³ CeramicSteel Motif Panels
MTFPNLA	498	a ³ CeramicSteel Motif Accent Panel
PFLADPTR	439	Thread Plug Adapter
PFLCNCTR	447	Thread Connector
PFLHUB	440	Thread Power Hub
PFLINFFL	443	Thread Pow Track Fl Infeed w Ramps
PFLINFFLV	444	Thread Power Track Floor Infeed with Infills
PFLPWRST	448	Thread Power Strip
PFLTRK	445	Thread Power Track
PFLTRKINF	441	Thread Power Track Infeed
PFLTRKINFV	442	Thread Power Track Wall Infeed with Infills
PFLTRKV	446	Track with Infills
PVCCLK	517	Colored Chalk Sticks
PVCFSTND	507	Textura Mobile
PVCSH	517	Chalk Stick Holders
PVDVMNT	510	Boundri Mounts
PVDVSCRN	510	Boundri
PVFLOW	482	Flow
PVFLOWPM	478-479	Para Polyvision Whiteboard, Flow Series
PVGLASS	504	Glass
PVLTSANS	493	CeramicSteel Sans Light
PVMFC	514	Replacement Microfiber Cloths
PVMKRS	515	Set of Four V-Board Markers
PVMRGE	495	Accord
PVRME	514	Round Magnetic Eraser
PVTLBMINI	513	Collaborative ToolBar Mini
PVTOOLBAR	513	Collaborative ToolBar
PVWCLK	517	White Chalk Sticks
PWBTKBRD	470, 472, 474	Tackboard
PWBWTBRD	470, 472, 474	Whiteboard
RE1	515	Eraser-Regular
SANS	490	CeramicSteel Sans
SANSPM	477	Para Polyvision Whiteboard, Sans Series
SERIF	500	CeramicSteel Serif

Style Number	Page	Description
SLCO	11	Tenor Chair
SLCF	12	Tenor Chair
SLCFH	14	Tenor Chair
SLCH	13	Tenor Chair
SLSB	15	Tenor Stool
SLSBH	16	Tenor Stool, Bag Hook
SLSC	17	Tenor Perching Stool
SLSCH	18	Tenor Perching Stool, Bag Hook
TAC	502	Tac
TS30701	216	Scoop Stool
TS30702	216	Scoop Stool
TS31201A	132	Shortcut Chair
TS31202B	133	Shortcut Stool
TS31203	140	Shortcut Cushion
TS31204A	135	Shortcut X Base Chair
TS31205B	136	Shortcut X Base Stool
TS31206A	137	Shortcut Wood Chair
TS31207A	139	Shortcut Tripod Base Chair
TS31208A	139	Shortcut Tripod Base Chair
TS31209A	134	Shortcut Chair with Personal Worksurface
TS34401	115, 174	Alight Lounge Ottoman
TS34402	115	Alight Corner Ottoman
TS34403	115	Alight Bench Ottoman
TS3BC	159	Campfire Big Lounge
TS3BCS	160	Campfire Big Lounge
TS3BCW	161	Campfire Big Lounge
TS3CRIN60S	171	Campfire Corner Lounge
TS3CRIN60W	173	Campfire Corner Lounge
TS3CRIN90S	167	Campfire Corner Lounge
TS3CRIN90W	169	Campfire Corner Lounge
TS3CROUT60S	171	Campfire Corner Lounge
TS3CROUT60W	173	Campfire Corner Lounge
TS3CROUT90S	167	Campfire Corner Lounge
TS3CROUT90W	169	Campfire Corner Lounge
TS3FR	187	Footrest
TS3GANGING	173	Campfire Ganging Bracket
TS3HL	162	Campfire Half Lounge
TS3HLS	163	Campfire Half Lounge
TS3HLW	164	Campfire Half Lounge
TS3WG	175	Campfire Wedge
TS4CLIP	414	Cable Management Clip
TS4FG	373, 414	Flex Ganger Package
TS4FLIP2	389	Rectangle Flip-Top Training Table
TS4FLIPTM	392	Team Flip-Top Training Table
TS4FLUSH	417	Power Cord, Flush
TS4GMT	416	Grommet
TS4HCM	413	Horizontal Cable Manager
TS4INFEED	417	Power Infeed
TS4L27PG	408	Groupwork Post Leg
TS4L27PG4	408	Groupwork Post Leg
TS4LSHPG	408	Groupwork Post Leg
TS4LSHPG4	409	Groupwork Post Leg
TS4MH36	411	Groupwork Modesty Panel
TS4MH42	411	Groupwork Modesty Panel
TS4MH48	411	Groupwork Modesty Panel

Style Number	Page	Description	Style Number	Page	Description
TS4MH60	411	Groupwork Modesty Panel	TS4THG2448	403	Groupwork Table Top
TS4MH66	411	Groupwork Modesty Panel	TS4THG3060	403	Groupwork Table Top
TS4MH72	411	Groupwork Modesty Panel	TS4THL2424	403	Groupwork Table Top
TS4MH84	411	Groupwork Modesty Panel	TS4THL3030	403	Groupwork Table Top
TS4MP	412	Groupwork Modesty Panel	TS4THN1836	403	Groupwork Table Top
TS4NFLIP	396	Rectangle Non-Flip Training Table	TS4THN2448	403	Groupwork Table Top
TS4NFLIPTM	400	Team Non-Flip Training Table	TS4THN3060	403	Groupwork Table Top
TS4POP	416	Power Cord, Pop-Up	TS4THR1848	402	Groupwork Table Top
TS4S2454	419	Groupwork Screen	TS4THR1860	402	Groupwork Table Top
TS4S2466	419	Groupwork Screen	TS4THR1866	402	Groupwork Table Top
TS4S3054	419	Groupwork Screen	TS4THR1872	402	Groupwork Table Top
TS4S3066	419	Groupwork Screen	TS4THR1884	402	Groupwork Table Top
TS4S3654	419	Groupwork Screen	TS4THR2424	405	Groupwork Table Top
TS4S3666	419	Groupwork Screen	TS4THR2424T	405	Groupwork Table Top
TS4S4254	419	Groupwork Screen	TS4THR2436	402	Groupwork Table Top
TS4S4266	419	Groupwork Screen	TS4THR2442	402	Groupwork Table Top
TS4S4854	419	Groupwork Screen	TS4THR2448	402	Groupwork Table Top
TS4S4866	419	Groupwork Screen	TS4THR2460	402	Groupwork Table Top
TS4SR24	420	Groupwork Marker Tray	TS4THR2466	402	Groupwork Table Top
TS4SR30	420	Groupwork Marker Tray	TS4THR2472	402	Groupwork Table Top
TS4SR36	420	Groupwork Marker Tray	TS4THR2484	402	Groupwork Table Top
TS4SR42	420	Groupwork Marker Tray	TS4THR3030	405	Groupwork Table Top
TS4SR48	420	Groupwork Marker Tray	TS4THR3030T	405	Groupwork Table Top
TS4TBASE22	410	Groupwork Table Base	TS4THR3036	402	Groupwork Table Top
TS4TBASE28	410	Groupwork Table Base	TS4THR3042	402	Groupwork Table Top
TS4TBASE285	410	Groupwork Table Base	TS4THR3048	402	Groupwork Table Top
TS4TCAFE22	410	Groupwork Table Base	TS4THR3060	402	Groupwork Table Top
TS4TCAFE28	410	Groupwork Table Base	TS4THR3066	402	Groupwork Table Top
TS4TCAFE285	410	Groupwork Table Base	TS4THR3072	402	Groupwork Table Top
TS4THB48120	407	Groupwork Conf Table Top	TS4THR3636	405	Groupwork Table Top
TS4THB4812T	407	Groupwork Conf Table Top	TS4THR3636T	405	Groupwork Table Top
TS4THB48144	407	Groupwork Conf Table Top	TS4THR4242	405	Groupwork Table Top
TS4THB4814T	407	Groupwork Conf Table Top	TS4THR4242T	405	Groupwork Table Top
TS4THB4896	407	Groupwork Conf Table Top	TS4THR48120	406	Groupwork Conf Table Top
TS4THB4896T	407	Groupwork Conf Table Top	TS4THR4812T	406	Groupwork Conf Table Top
TS4THD48120	407	Groupwork Conf Table Top	TS4THR48144	406	Groupwork Conf Table Top
TS4THD4812T	407	Groupwork Conf Table Top	TS4THR4814T	406	Groupwork Conf Table Top
TS4THD48144	407	Groupwork Conf Table Top	TS4THR4848	405	Groupwork Table Top
TS4THD4814T	407	Groupwork Conf Table Top	TS4THR4848T	405	Groupwork Table Top
TS4THD4896	407	Groupwork Conf Table Top	TS4THR4896	406	Groupwork Conf Table Top
TS4THD4896T	407	Groupwork Conf Table Top	TS4THR4896T	406	Groupwork Conf Table Top
TS4THDR24	404	Groupwork Table Top	TS4TL28	176	Campfire Big Table
TS4THDR24T	404	Groupwork Table Top	TS4TL40	176	Campfire Big Table
TS4THDR30	404	Groupwork Table Top	TS4TLB48120	407	Groupwork Conf Table Top
TS4THDR30T	404	Groupwork Table Top	TS4TLB4812T	407	Groupwork Conf Table Top
TS4THDR36	404	Groupwork Table Top	TS4TLB48144	407	Groupwork Conf Table Top
TS4THDR36T	404	Groupwork Table Top	TS4TLB4814T	407	Groupwork Conf Table Top
TS4THDR42	404	Groupwork Table Top	TS4TLB4896	407	Groupwork Conf Table Top
TS4THDR42T	404	Groupwork Table Top	TS4TLB4896T	407	Groupwork Conf Table Top
TS4THDR48	404	Groupwork Table Top	TS4TLD48120	407	Groupwork Conf Table Top
TS4THDR48T	404	Groupwork Table Top	TS4TLD4812T	407	Groupwork Conf Table Top
TS4THDV2448	405	Groupwork Table Top	TS4TLD48144	407	Groupwork Conf Table Top
TS4THDV244T	405	Groupwork Table Top	TS4TLD4814T	407	Groupwork Conf Table Top
TS4THDV4896	407	Groupwork Conf Table Top	TS4TLD4896	407	Groupwork Conf Table Top
TS4THDV489T	407	Groupwork Conf Table Top	TS4TLD4896T	407	Groupwork Conf Table Top

Style Number Index, continued

Style Number	Page	Description
TS4TLDR24	404	Groupwork Table Top
TS4TLDR24T	404	Groupwork Table Top
TS4TLDR30	404	Groupwork Table Top
TS4TLDR30T	404	Groupwork Table Top
TS4TLDR36	404	Groupwork Table Top
TS4TLDR36T	404	Groupwork Table Top
TS4TLDR42	404	Groupwork Table Top
TS4TLDR42T	404	Groupwork Table Top
TS4TLDR48	404	Groupwork Table Top
TS4TLDR48T	404	Groupwork Table Top
TS4TLDRW	180	Campfire Table Drawer
TS4TLDV2448	405	Groupwork Table Top
TS4TLDV244T	405	Groupwork Table Top
TS4TLDV4896	407	Groupwork Conf Table Top
TS4TLDV489T	407	Groupwork Conf Table Top
TS4TLG2448	403	Groupwork Table Top
TS4TLG3060	403	Groupwork Table Top
TS4TLH28	179	Campfire Big Table—Half-Depth
TS4TLH40	179	Campfire Big Table—Half-Depth
TS4TLL2424	403	Groupwork Table Top
TS4TLL3030	403	Groupwork Table Top
TS4TLN1836	403	Groupwork Table Top
TS4TLN2448	403	Groupwork Table Top
TS4TLN3060	403	Groupwork Table Top
TS4TLP28	178	Campfire Big Table with Grommets
TS4TLP40	178	Campfire Big Table with Grommets
TS4TLR1848	402	Groupwork Table Top
TS4TLR1860	402	Groupwork Table Top
TS4TLR1866	402	Groupwork Table Top
TS4TLR1872	402	Groupwork Table Top
TS4TLR1884	402	Groupwork Table Top
TS4TLR2424	405	Groupwork Table Top
TS4TLR2424T	405	Groupwork Table Top
TS4TLR2436	402	Groupwork Table Top
TS4TLR2442	402	Groupwork Table Top
TS4TLR2448	402	Groupwork Table Top
TS4TLR2460	402	Groupwork Table Top
TS4TLR2466	402	Groupwork Table Top
TS4TLR2472	402	Groupwork Table Top
TS4TLR2484	402	Groupwork Table Top
TS4TLR3030	405	Groupwork Table Top
TS4TLR3030T	405	Groupwork Table Top
TS4TLR3036	402	Groupwork Table Top
TS4TLR3042	402	Groupwork Table Top
TS4TLR3048	402	Groupwork Table Top
TS4TLR3060	402	Groupwork Table Top
TS4TLR3066	402	Groupwork Table Top
TS4TLR3072	402	Groupwork Table Top
TS4TLR3636	405	Groupwork Table Top
TS4TLR3636T	405	Groupwork Table Top
TS4TLR4242	405	Groupwork Table Top
TS4TLR4242T	405	Groupwork Table Top
TS4TLR48120	406	Groupwork Conf Table Top
TS4TLR4812T	406	Groupwork Conf Table Top
TS4TLR48144	406	Groupwork Conf Table Top

Style Number	Page	Description
TS4TLR4814T	406	Groupwork Conf Table Top
TS4TLR4848	405	Groupwork Table Top
TS4TLR4848T	405	Groupwork Table Top
TS4TLR4896	406	Groupwork Conf Table Top
TS4TLR4896T	406	Groupwork Conf Table Top
TS4TLT28	177	Campfire Big Table with Trough
TS4TLT40	177	Campfire Big Table with Trough
TS4TPST	186	Slim Table
TS4TPSTS48	185	Campfire Standing Height Slim Table
TS4TPSTS60	185	Campfire Standing Height Slim Table
TS4TPT	182	Campfire Paper Table
TS4TPTG	183	Campfire Glass
TS4TPTP	182	Campfire Paper Stack
TS4TPTP4	182	Campfire Paper 4 Stack
TS4TPTP6	182	Campfire Paper 6 Stack
TS4TPWR	188	Campfire Receptacle
TS4TPWR1	188	Campfire Receptacle
TS4TPWRD	188	Campfire Receptacle
TS4TPWRD1	188	Campfire Receptacle
TS4TPWRUSB	188	Campfire Receptacle
TS4TPWRUSB1	188	Campfire Receptacle
TS4TRAIL	180	Campfire Center Rail
TS4TSLH	181	Campfire Storage Cabinet
TS4TSRH	181	Campfire Storage Cabinet
TS4TVWM28	187	Campfire Cord Cover
TS4TVWM40	187	Campfire Cord Cover
TS4TWP	184	Campfire Personal Table
TS4VCM	413	Vertical Wire Manager
TS4WIRE	412	Groupwork Wire MT
TSATPL14	415	Support Plate
TSATPL20	415	Support Plate
TSATRC39	415	Reinforcing Channel
TSATRC48	415	Reinforcing Channel
TSATRC57	415	Reinforcing Channel
TSATRC72	415	Reinforcing Channel
TSATTIE	415	Tie Plates
TSBUOY	47	Buoy
VE36	331	Easel
VTAMRD2	325	Verb Active Media Table
VTAMRT2	325	Verb Active Media Table
VTAMTP2	325	Verb Active Media Table
VTC1960	317	Chevron Table
VTC1966	317	Chevron Table
VTC1972	317	Chevron Table
VTC1984	317	Chevron Table
VTC2460	317	Chevron Table
VTC2466	317	Chevron Table
VTC2472	317	Chevron Table
VTC2484	317	Chevron Table
VTC3060	317	Chevron Table
VTC3066	317	Chevron Table
VTC3072	317	Chevron Table
VTC3084	317	Chevron Table
VTCF	327	Verb Flip-Top Table
VTK1934	315	Keystone Table

Style Number	Page	Description
VTK2434	315	Keystone Table
VTMR6078	323	Rounded Table
VTMS6060	323	Square Table
VTMZ6060	323	Trapezoid Table
VTMZ6084	323	Media Table
VTP2233	315	Personal Table
VTR1934	315	Rectangle Table
VTR1939	321	Rectangle Table
VTR1948	321	Rectangle Table
VTR1960	321	Rectangle Table
VTR1966	321	Rectangle Table
VTR1972	321	Rectangle Table
VTR1984	321	Rectangle Table
VTR2434	315	Rectangle Table
VTR2439	321	Rectangle Table
VTR2448	321	Rectangle Table
VTR2460	321	Rectangle Table
VTR2466	321	Rectangle Table
VTR2472	321	Rectangle Table
VTR2484	321	Rectangle Table
VTR3048	321	Rectangle Table
VTR3060	321	Rectangle Table
VTR3066	321	Rectangle Table
VTR3072	321	Rectangle Table
VTR3084	321	Rectangle Table
VTRF	327	Verb Flip-Top Table
VTSN3050	329	Teaching Station
VTSN3060	329	Teaching Station
VTSN3072	329	Teaching Station
VTT2460	319	Team Table
VTT2472	319	Team Table
VTT2484	319	Team Table
VTT3060	319	Team Table
VTT3072	319	Team Table
VTT3084	319	Team Table
VTTF	327	Verb Flip-Top Table
VTZ3062	319	Trapezoid Table
VWB2	330	Personal Whiteboard
VWT6	332	Wall Track
VWT8	332	Wall Track
VWTH	332	Wall Track

Trademark List

™/® The following is a non-exhaustive list of trademarks and registered trademarks for products of Steelcase Inc. or one of its related corporate entities: Agree, Airtouch, Aisla, Alight, Amia, Answer, Apprise, Aspekt, Avenir, Await, B-Free, Ballet, Bassline, Bindu, Bivi, Bix, Bottomline, Brody, Buoy, Cachet, Campfire, Capa, CF Series, CG_1, Chord, Circa, Clipper, Cobi, Collaboration, Convene, Coupe, Cura, Currency, dash, Divisio, Duo, E-Table 2, Edge Series, Elbrook, Elective Elements, Embold, Empath, Everwall, Exponents, Folio, FrameOne, Gesture, Groupwork, Host, Hosu, i2i, Jenny, Kart, Kathryn, Kick, Lagunitas, Leap, Leela, LessThanFive, LiveBack, LiveSeat, Mackinac, Marien152, Max-Stacker, media:scape, Migration, Millbrae, Mineral, Mitra, Montage, Montara650, MoreThanFive, Move, Node, Ocular, Ology, Opus, Paperflo, Passerelle, Player, Pocket, Potrero415, QiVi, Radia, Regard, Relay, Reply, Ripple, Roam, Sarto, Scoop, Sebastopol, Senti Series, Senza, Shortcut, Sidewalk, Siento, Sieste, SILQ, Soffio, Sorrel, SOTO, Steelcase Eclipse, Steelcase Flex, Steelcase Karman, Steelcase Relay, Steelcase Rise, Steelcase Series, Surround, SW_1, Switch, Sync, Tava, Tenor, Think, Thoughtful, Thread, Together, Train, Trees, Turnstone, Umami, Underscore, V.I.A., Verb, Verge, Verlay, Victor2, Visalia, WorkValet, and X-tenz.

™/® The following are trademarks or registered trademarks of AMQ Solutions, LLC: 3F, Activ, Amobi, Bixby, Bodi, Cluvo, Concur, Embank, FL-X, Iline, Jaku, Kinex, Personality Plus, Revi, S-Series, Siya, Tektis, Tizu, Uptake, and Zilo.

™/® The following are trademarks or registered trademarks of Orangebox Ltd., Cardiff, UK: Air3, Aspect, Avi, Away from the Desk, Border, Campers & Dens, Coppice, Cubb, Kirm, On the QT, Ramsey, Skomer, Sully, Track-B, and Vale.

™/® The following are trademarks or registered trademarks of Viccarbe Habitat, S.L.: Aleta, Cambio, Designed in The Sun, Foro, Funda, Holy Day, Kelly, Last Minute, Noha, Savina, Sistema, Sistema, Viable, and Wrapp.

® The following are registered brands of Steelcase Inc. and its family of companies: Steelcase, AMQ, Coalesse, Designtex, Halcon, Orangebox, Smith System, and Viccarbe.

® The following registered trademarks are under license from AWI Licensing Company, Dover, DE: SoundScapes, DuraBrite, BioBlock, and Armstrong.

® The following registered trademarks are under license from Byrne Electrical, Rockford, MI: Interport, Mini-Port, Axil Z, and Ellora.

® The following is a registered trademark of DuPont, Wilmington, DE: Corian.

® The following is a registered trademark of Genlyte Thomas Company, Louisville, KY: Lightolier.

® The following is a registered trademark of Hilti Corporation, FL-9494 Schaan, Principality of Liechtenstein: Hilti.

® The following is a registered trademark of Leviton Manufacturing Company, Little Neck, NY: Decora.

® The following is a registered trademark of Mechanical Plastics Corp, Elmsford, NY: Toggler.

® The following is a registered trademark of Microsoft Corporation, Redmond, WA: Microsoft.

® The following are registered trademarks of Orangebox Ltd., Cardiff, UK: Orangebox.

® The following is a registered trademark of Panduit Corporation, Lockport, IL: Panduit.

® The following is a registered trademark of Trav (Press), Cuneo, Italy: Assisa.

® The following is a registered trademark of Virtual Ink, Boston, MA: mimioActive.

® The following registered trademarks are under license from Wilkhahn Furniture Products: Avera, Senzo, Versal, and Wilkhahn FS.

® The following are registered trademarks of Polyvision Corp: Flow, Motif, Polyvision, Sans, and Serif.

® The following is a registered trademark of Wilsonart International, Temple, TX: Chemsurf.

® The following is a registered trademark of Wiremold, West Hartford, CT: Wiremold.

® The following is a registered trademark of EMU Group S.P.A., Perugia, Italy: EMU.

® The following is a registered trademark of Security People, Inc.: Digilock.

® The following are registered trademarks of Natural Capital Partners Europe Limited: CarbonNeutral and the CarbonNeutral Certified logo.

™ The following is a trademark of Microsoft Corporation, Redmond, WA: Windows.

™ The following is a trademark of Rodman Industries, Inc., Oconomowoc, WI: ResinCore1.

™ The following is a trademark of Ultrafabrics, LLC, Elmsford, NY: Ultraleather.

™ The following trademarks are under license from Wilkhahn Furniture products: Cana, Linus, Logon, Picto, Range, Stitz, Thema, Timetable, and Tubis.

™ The following trademarks are under license from Walter Knoll: Andoo, Bob, Lazlo, Lox, Ribbon, and Together.

™ The following trademarks are under license from PP Möbler: Bar and Flag Halyard.

™ The following trademarks are under license from Carl Hansen: Elbow, Paddle, Shell, Wing, and Wishbone.

™ The following trademarks are under license from Cambridge Sound Management, LLC Cambridge, MA: QtPro Soundmasking, Qt Quiet Technology, and Sonet Qt.

™ The following is a trademark of Electri-Cable Assemblies, Shelton, CT: Interact.

™ The following is a trademark of Clestra Hauserman: IRYS.

™ The following is a trademark of Wiesner-Hager Möbel GmbH: Nooi.

™ The following are trademarks of Polyvision: Accord, a3, e3, Boundri, and Nota.

™ The following is a trademark of Bostock Company, Inc: SnapCab.

™ The following is a trademark of Williams-Sonoma, Inc: West Elm.

™ The following is a trademark of Elena Marquina Testor: nanimarquina.

™ The following is a trademark of Forbo International SA: Forbo.

Trademarks used herein are the property of Steelcase Inc. or their respective owners.