

B103004

B206008

B208008

B201503



**Ceilings Plus® Design Solutions - Barz® Material Schedule**

USG Item #	% Open Area	Width	Height	Length	Barz® Finish
B103004	71% Open Area	2' - 0"	0' - 3 3/4"	8' - 0"	Blanco Mat™ - paint
B201503	29% Open Area	1' - 6"	0' - 2 1/4"	8' - 0"	Blanco Mat™ - paint
B206008	71% Open Area	2' - 0"	0' - 6 3/4"	8' - 0"	Blanco Mat™ - paint
B207006	71% Open Area	2' - 0"	0' - 8 3/4"	8' - 0"	Blanco Mat™ - paint
B103004	71% Open Area	2' - 0"	0' - 3 3/4"	8' - 0"	S-22 Oak Line Saranté
B201503	29% Open Area	1' - 6"	0' - 2 1/4"	8' - 0"	S-22 Oak Line Saranté
B206008	71% Open Area	2' - 0"	0' - 6 3/4"	8' - 0"	S-22 Oak Line Saranté
B207006	71% Open Area	2' - 0"	0' - 8 3/4"	8' - 0"	S-22 Oak Line Saranté
B103004	71% Open Area	2' - 0"	0' - 3 3/4"	8' - 0"	S-36N European Cherry Saranté
B201503	29% Open Area	1' - 6"	0' - 2 1/4"	8' - 0"	S-36N European Cherry Saranté
B206008	71% Open Area	2' - 0"	0' - 6 3/4"	8' - 0"	S-36N European Cherry Saranté
B207006	71% Open Area	2' - 0"	0' - 8 3/4"	8' - 0"	S-36N European Cherry Saranté
B103004	71% Open Area	2' - 0"	0' - 3 3/4"	8' - 0"	S-37 Dark Jatoba Saranté
B201503	29% Open Area	1' - 6"	0' - 2 1/4"	8' - 0"	S-37 Dark Jatoba Saranté
B206008	71% Open Area	2' - 0"	0' - 6 3/4"	8' - 0"	S-37 Dark Jatoba Saranté
B207006	71% Open Area	2' - 0"	0' - 8 3/4"	8' - 0"	S-37 Dark Jatoba Saranté

**INSTRUCTIONS FOR USE:**

1. Select desired ceiling tiles from this Revit File.
2. Use the **copy** command and **paste** it into your current project.
3. Under the **Manage tab** select the materials command and Re-path the image files included in the download to your Revit images folder.

**GENERAL NOTES:**

- These Revit families are "Face Based Generic" They are to be affaced to a Reference Plane, typical.
- Please note these cassettes are attached to a USG Ceilings Plus® Suspension grid via torsion springs.
- The height of the Barz® families include the torsion spring "J" runner/backslat (which has a height of 3/4").
- Reference the product site: <https://www.usg.com/content/usgcom/en/products/ceilings/ceiling-tiles-panels/linear-shapes/design-solutions-barz.html> for detailed information.
- These Revit objects are digital representations of the USG Ceilings Plus® Barz® cassettes.
- Please reference typical installation details in both Revit and AutoCAD formats available on USG.com at <https://www.usg.com/content/usgcom/en/search.html?filters=doc-types%3Acad-drawings%7Crevit-design,USG%3Alanguage/english&productId=2179>
- Perforations that are punched on the vertical faces are not shown on these Revit files.
- Reference USG Ceilings Plus® literature (located at [www.usg.com](http://www.usg.com)) for detailed information on enhanced acoustical performance with perforations and Ultrasorb acoustical insulation.



USG Corporation  
550 West Adams Street  
Chicago, IL 60661 USA  
[www.usg.com](http://www.usg.com)



Ceilings Plus  
6711 E. Washington Boulevard  
Los Angeles, California 90040  
Tel. 800-822-3411


**Ceilings Plus® Design Solutions - Barz® Torsion Spring Cassettes**

DISCLAIMER: THE USG PRODUCT INFORMATION CONTAINED HEREIN ARE INTENDED FOR USE AS PRODUCT REFERENCE MATERIAL BY ARCHITECTS, ENGINEERS, AND OTHER DESIGN PROFESSIONALS, CONTRACTORS, BUILDING CODE OFFICIALS, OR OTHER COMPETENT CONSTRUCTION INDUSTRY TRADE PROFESSIONALS HAVING AN INTEREST IN THE SELECTION, SPECIFICATION, AND USE OF PRODUCTS MANUFACTURED BY THE SUBSIDIARIES OF USG CORPORATION. THE DRAWINGS ARE INTENDED SOLELY AS TECHNICAL SUPPORT INCIDENT TO THE SALE AND USE OF USG PRODUCTS AND NOT INTENDED TO BE A SUBSTITUTE FOR THE DESIGN REVIEW AND APPROVAL OF THE LICENSED DESIGN PROFESSIONALS FOR THE PROJECT. THESE MATERIALS MAY BE PRINTED AND/OR TRANSFERRED ELECTRONICALLY SOLELY AS NEEDED BY THE USER. BECAUSE CAD ELECTRONIC FILES AND BIM (BUILDING INFORMATION MODELING) FILES CAN BE MODIFIED BY OTHER PARTIES, WITHOUT NOTICE OR INDICATION OF SUCH MODIFICATIONS, MODIFICATION OF USG PRODUCT CAD DRAWINGS IS THE SOLE RESPONSIBILITY OF THE DESIGN PROFESSIONAL. ©2020 USG CORPORATION.

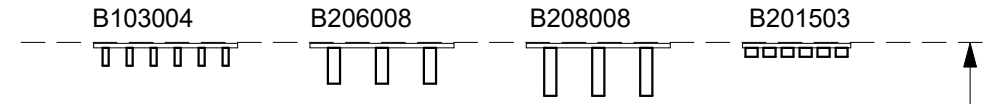
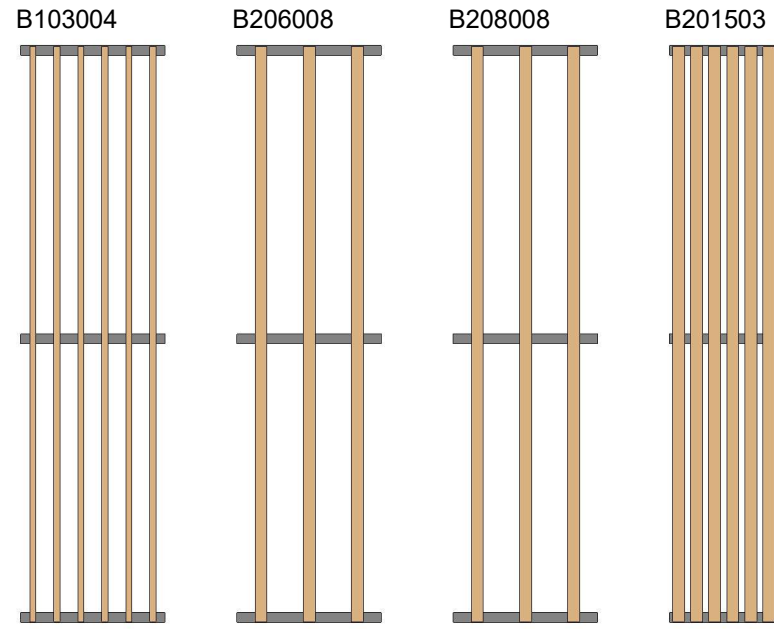
**ISSUE RECORD:**  
03/05/2020\_2

**SHEET INFORMATION:**

**PAINT: BLANCO MAT™**



**SARANTÉ: S22 OAK LINE**

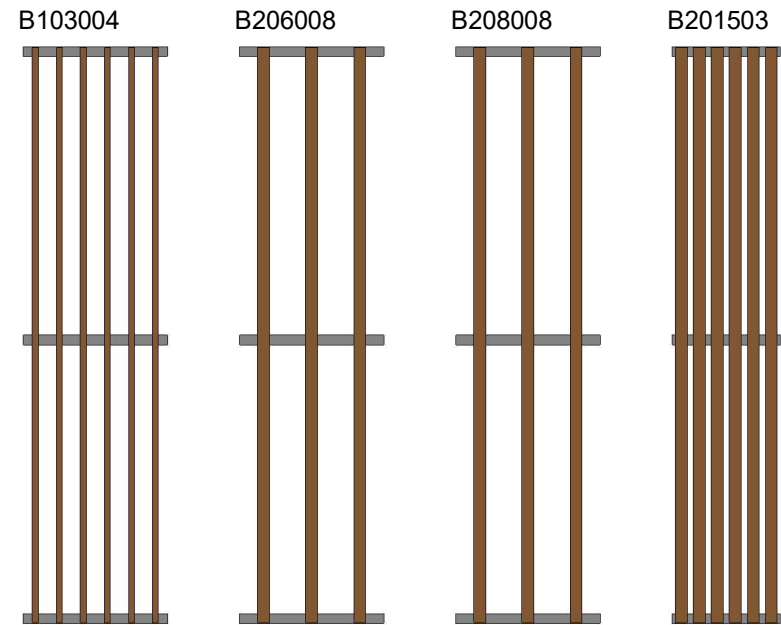


NOTE: ATTACHMENT PLANE IS AT TOP OF BACKSLAT

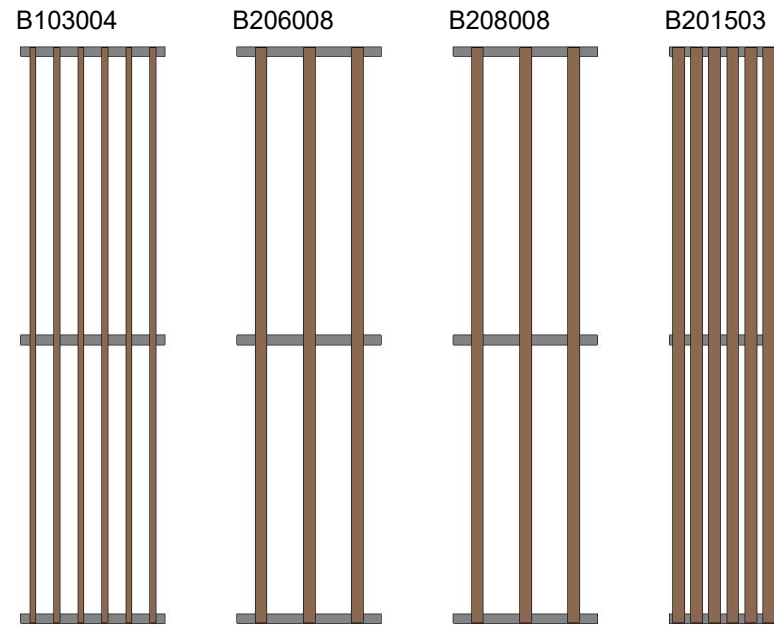
**RCP View**

**Section View**

**SARANTÉ: S36N EUROPEAN CHERRY**



**SARANTÉ: S37 DARK JATOBA**



**RCP View**



USG Corporation  
550 West Adams Street  
Chicago, IL 60661 USA  
www.usg.com



Ceilings Plus  
6711 E. Washington Boulevard  
Los Angeles, California 90040  
Tel. 800-822-3411

**Ceilings Plus® Design Solutions - Barz® Torsion Spring Cassettes**

DISCLAIMER: THE USG PRODUCT INFORMATION CONTAINED HEREIN ARE INTENDED FOR USE AS PRODUCT REFERENCE MATERIAL BY ARCHITECTS, ENGINEERS, AND OTHER DESIGN PROFESSIONALS, CONTRACTORS, BUILDING CODE OFFICIALS, OR OTHER COMPETENT CONSTRUCTION INDUSTRY TRADE PROFESSIONALS HAVING AN INTEREST IN THE SELECTION, SPECIFICATION, AND USE OF PRODUCTS MANUFACTURED BY THE SUBSIDIARIES OF USG CORPORATION. THE DRAWINGS ARE INTENDED SOLELY AS TECHNICAL SUPPORT INCIDENT TO THE SALE AND USE OF USG PRODUCTS AND NOT INTENDED TO BE A SUBSTITUTE FOR THE DESIGN REVIEW AND APPROVAL OF THE LICENSED DESIGN PROFESSIONALS FOR THE PROJECT. THESE MATERIALS MAY BE PRINTED AND/OR TRANSFERRED ELECTRONICALLY SOLELY AS NEEDED BY THE USER. BECAUSE CAD ELECTRONIC FILES AND BIM (BUILDING INFORMATION MODELING) FILES CAN BE MODIFIED BY OTHER PARTIES, WITHOUT NOTICE OR INDICATION OF SUCH MODIFICATIONS, MODIFICATION OF USG PRODUCT CAD DRAWINGS IS THE SOLE RESPONSIBILITY OF THE DESIGN PROFESSIONAL. ©2020 USG CORPORATION.

**ISSUE RECORD:**  
03/05/2020\_2

**SHEET INFORMATION:**