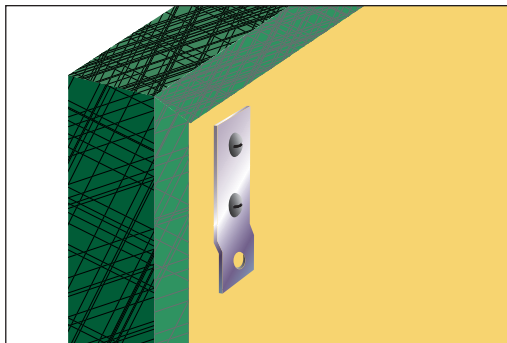
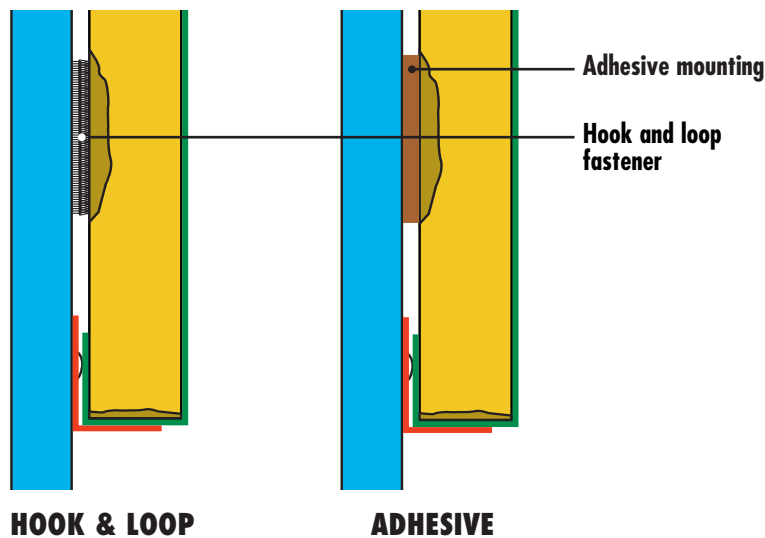
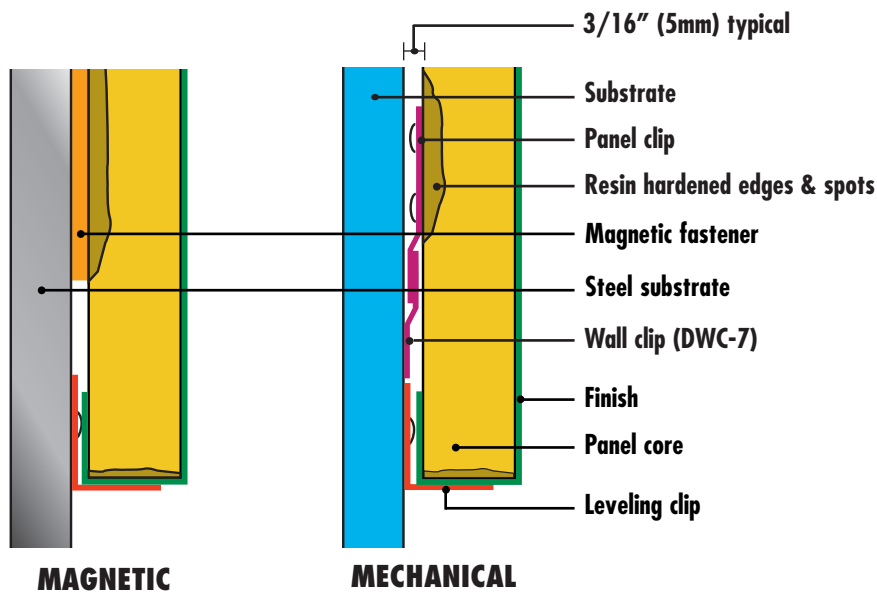



WALLS

Wall Panel Mounting Details



Panel clip DPC-3 is factory installed as an integral part of mechanically mounted panels.



Wall clip DWC-7 is supplied to match DPC-3 panel clip. Clip sizes are 1-1/4" x 7" (32mm x 178 mm) for the full size clip or 1-1/4" x 3-1/2" (32mm x 89 mm) for the half clip. Half clips are used to mount reveal arrangements. Full clips are suitable for butt arrangements.

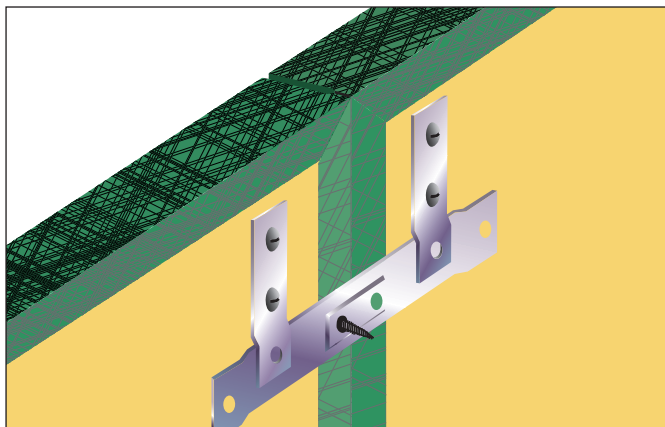
Installation shall be in accordance with local code requirements, manufacturers instructions, and as shown on Decoustics approved shop drawings, or detail sheets. Installer shall provide for shimming and adjustments as required to maintain consistent alignment of joints and of finished panel faces, and to ensure unstressed clip/fastening locations.

Note: The information provided in this Data Sheet is accurate to the best of our knowledge at the time of printing. However, we reserve the right to make changes when necessary without further notification. Suggested applications may need to be modified to conform with local building codes and conditions. We cannot accept responsibility for products that are not used, or installed, to our specifications. Please refer to our website for most current data.

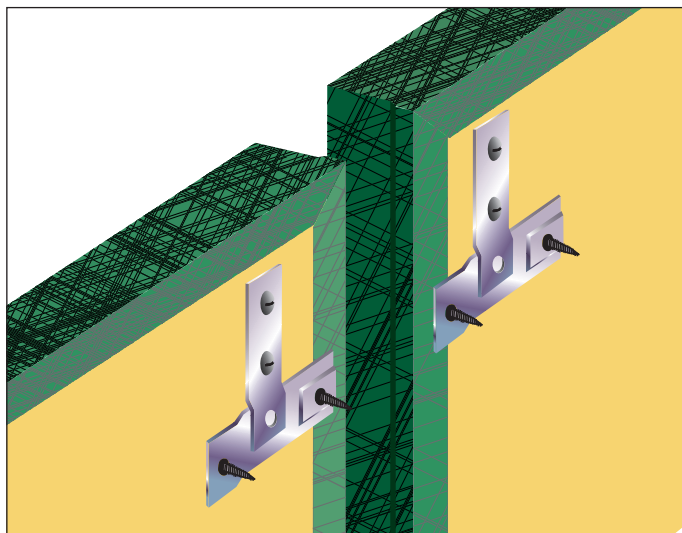
Note: Only handle panels wearing clean, lightweight, white gloves during installation. Follow manufacturer's printed instructions for installation as well as field cutting of panels.

WALLS

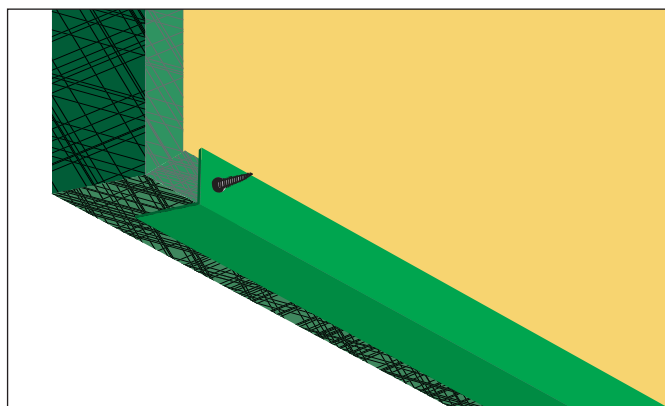
Wall Panel Mounting Details



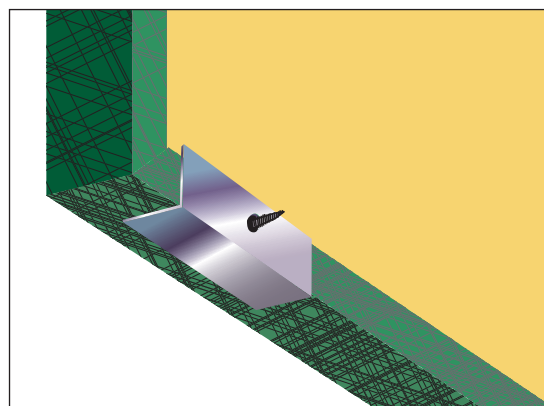
Detail at butt




Detail at reveal




LEVELING ANGLE DLA-96 can be supplied for vertical butt or reveal high level mountings. Continuous angle is covered in a matching finish to that of the panels being supported.



LEVELING CLIP DLC-175 is supplied for reveal and butt mountings. Clip 3" (76 mm) long. Leveling clips are fabric covered to match, if panel is installed above head height.



Hardware arrangement for a butt joint between stacked panels



Where conditions prohibit the use of panel clips (for example where panels are fastened directly to metal studs) a special wall track can be supplied. Photograph shows hardware arrangement to attach panel to wall track.